

VFX Creator: Animated Visual Effect Generation with Controllable Diffusion Transformer

XINYU LIU, Hong Kong University of Science and Technology, China

AILING ZENG, Tencent AI Lab, China

WEI XUE, Hong Kong University of Science and Technology, China

HARRY YANG, Hong Kong University of Science and Technology, China

WENHAN LUO, Hong Kong University of Science and Technology, China

QIFENG LIU, Hong Kong University of Science and Technology, China

YIKE GUO, Hong Kong University of Science and Technology, China



Fig. 1. **VFX Creator** is an efficient framework based on a Video Diffusion Transformer, enabling spatial and temporal control for visual effect (VFX) video generation. With minimal training data, a plug-and-play mask control module allows precise instance-level manipulation, while the integration of tokenized start-end motion timestamps with text space provides fine-grained temporal control over the VFX rhythm. **Project Page:** <https://vfx-creator0.github.io/>

Crafting magic and illusions stands as one of the most thrilling facets of filmmaking, with visual effects (VFX) serving as the powerhouse behind unforgettable cinematic experiences. While recent advances in generative artificial intelligence have catalyzed progress in generic image and video synthesis, the domain of controllable VFX generation remains comparatively underexplored. More importantly, fine-grained spatial-temporal controllability in VFX generation is critical, but challenging due to data scarcity, complex dynamics, and precision in spatial manipulation. In this work, we propose a novel paradigm for animated VFX generation as image animation, where dynamic effects are generated from user-friendly textual descriptions and static reference images. Our work makes two primary contributions: **i)**

Authors' addresses: Xinyu Liu, Hong Kong University of Science and Technology, China, xliugd@connect.ust.hk; Ailing Zeng, Tencent AI Lab, China, ailingzengzzz@gmail.com; Wei Xue, Hong Kong University of Science and Technology, China, weixue@ust.hk; Harry Yang, Hong Kong University of Science and Technology, China, yangharry@ust.hk; Wenhan Luo, Hong Kong University of Science and Technology, China, whluo@ust.hk; Qifeng Liu, Hong Kong University of Science and Technology, China, liuqifeng@ust.hk; Yike Guo, Hong Kong University of Science and Technology, China, yikeguo@ust.hk.

Open-VFX, the first high-quality VFX video dataset spanning 15 diverse effect categories, annotated with textual descriptions, instance segmentation masks for spatial conditioning, and start–end timestamps for temporal control; This dataset features a wide range of subjects for the reference images, including characters, animals, products, and scenes. **ii) VFX Creator**, a simple yet effective controllable VFX generation framework based on a Video Diffusion Transformer. The model incorporates a spatial and temporal controllable LoRA adapter, requiring minimal training videos. Specifically, a plug-and-play mask control module enables instance-level spatial manipulation, while tokenized start–end motion timestamps embedded in the diffusion process accompanied by the text encoder, allowing precise temporal control over effect timing and pace. Extensive experiments on the Open-VFX test set with unseen reference images demonstrate the superiority of the proposed system to generate realistic and dynamic effects, achieving state-of-the-art performance and generalization ability in both spatial and temporal controllability. Furthermore, we introduce a specialized metric to evaluate the precision of temporal control. By bridging traditional VFX techniques with generative techniques, the proposed VFX Creator unlocks new possibilities

for efficient, user-friendly, and high-quality video effect generation, making advanced VFX accessible to a broader audience.

1 INTRODUCTION

Visual effects (VFX) video generation is paramount in video production, particularly in cinema, gaming, and virtual reality, where it enhances visual impact and improves creative efficiency [Adobe nd]. Visual effects combine live action footage with generated imagery to create realistic environments, objects, animals, and creatures that would be dangerous, expensive, impractical, or impossible to capture on film. While early visual effects involved experimentation with film stock, modern techniques include animation, computer-generated imagery (CGI), and other post-production methods [Chabanova 2022]. However, these approaches often involve high computational costs, long production cycles, and significant manual intervention. With the rapid development of diffusion models [Blattmann et al. 2023; Ho et al. 2020], visual effects generation is progressively transitioning from traditional techniques to generative models.

Recent emerging models [Lin et al. 2024; Polyak et al. 2024] have impressive video generation capabilities, showcasing strong temporal consistency and visually appealing effects. These advancements offer great potential for artists, enabling the creation of stunning videos with minimal input, such as images or text prompts. However, the field of VFX generation for video remains underexplored, with existing open-source models struggling to produce complex effects and effectively control motion generation from text prompts.

In contrast, closed-source products such as Pika [Pika 2023] and PixVerse [Pixverse 2023] have proven their ability to generate a wide array of striking visual effects using diffusion-based generative models. These platforms can create effects such as realistic explosions, anti-gravity phenomena, and cinematic character transformations without manual modeling or lengthy production timelines. Despite their power, these proprietary platforms are limited by restricted access to their visual effects resources, which hinders broader development and exploration within this domain.

In this work, we propose a novel paradigm for animated VFX generation, such as image animation, where dynamic effects are generated from user-friendly textual descriptions and static reference images. We introduce two primary contributions to address the challenges and limitations of VFX video generation. First, we present **Open-VFX**, the first high-quality generated VFX video dataset comprising 675 videos across 15 distinct effect categories, sourced from two commercial platforms: Pika and PixVerse. The dataset includes a diverse range of subjects—characters, animals, products, and scenes—with a minimum resolution of 700x1000 pixels. Additionally, it contains 245 static images from Pexels [Pexels 2024], annotated with textual descriptions, frame-level masks, and normalized start-end timestamps. This wide-ranging dataset provides extensive reference material for the generation of VFX across various domains. Second, we propose **VFX Creator**, a simple yet effective controllable VFX generation framework based on a Video Diffusion Transformer [Yang et al. 2024], as shown in Fig. 1. The model incorporates a spatial and temporal controllable LoRA adapter, enabling high-quality video generation with minimal training data. For spatial control, we integrate video mask sequences as

conditions with the latent video noise, facilitating instance-level spatial manipulation. For temporal control, we tokenize the start-end motion timestamps and integrate them into the diffusion process alongside the text encoder, allowing for precise control over the timing and pacing of the effects. Finally, we conduct comprehensive experiments on the Open-VFX dataset to demonstrate the model’s generation capabilities. We also introduce a specialized evaluation metric to assess the precision of temporal control, showcasing the model’s ability to generate dynamic, temporally consistent VFX. Due to the data efficiency of VFX Creator, our framework can be easily adapted for fine-tuning across different categories of visual effects. This flexibility enables the rapid generation of a broad array of visual effects videos, significantly reducing the cost and time typically associated with traditional VFX production in the film industry. In summary, our contributions are as follows:

- (1) We present the **Open-VFX**, the first high-quality VFX video dataset spanning 15 diverse effect categories, annotated with text prompt, instance segmentation masks for spatial conditioning, and start-end timestamps for temporal control.
- (2) We propose the **VFX Creator**, a simple yet effective controllable VFX generation framework based on a Video Diffusion Transformer. The model incorporates a spatial and temporal controllable LoRA adapter, enabling precise manipulation.
- (3) We perform a comprehensive evaluation on the Open-VFX dataset, showcasing that the proposed system surpasses existing methods in generating visual effects. Additionally, we introduce a novel metric specifically designed to assess the precision of temporal control in the generated effects.

2 RELATED WORK

2.1 General Video Generation

The rapid advancement of video generative models is driven by diffusion models (DMs) [Ho et al. 2020; Nichol et al. 2021; Rombach et al. 2022; Sohl-Dickstein et al. 2015; Song et al. 2020], which enable innovative approaches in video generation. A key architecture is the Diffusion Transformer [Peebles and Xie 2023], leveraging transformer designs to capture long-range dependencies, enhancing temporal consistency and dynamics, and multi-resolution synthesis [Brooks et al. 2024; Chen et al. 2023; Kuaishou 2024; Ma et al. 2024b; Shao et al. 2024; Team 2024; Yang et al. 2024]. For example, CogVideoX [Yang et al. 2024] uses a 3D full attention mechanism for spatial and temporal coherence, while Hunyuan-DiT [Li et al. 2024] introduces large pre-trained models for rich contextual detail.

Furthermore, controllable video generation has garnered considerable attention due to its promising applications in video editing and content creation. For instance, LAMP [Wu et al. 2023a] focuses on transferring information from the first frame to subsequent frames, ensuring the consistency of the initial image throughout the video sequence; however, it is constrained by fixed motion patterns in a few-shot setting. Recent efforts have sought to enhance control over generative models by integrating additional neural networks into diffusion frameworks. ControlNet [Zhang et al. 2023a] directs image generation based on control signals by replicating specific

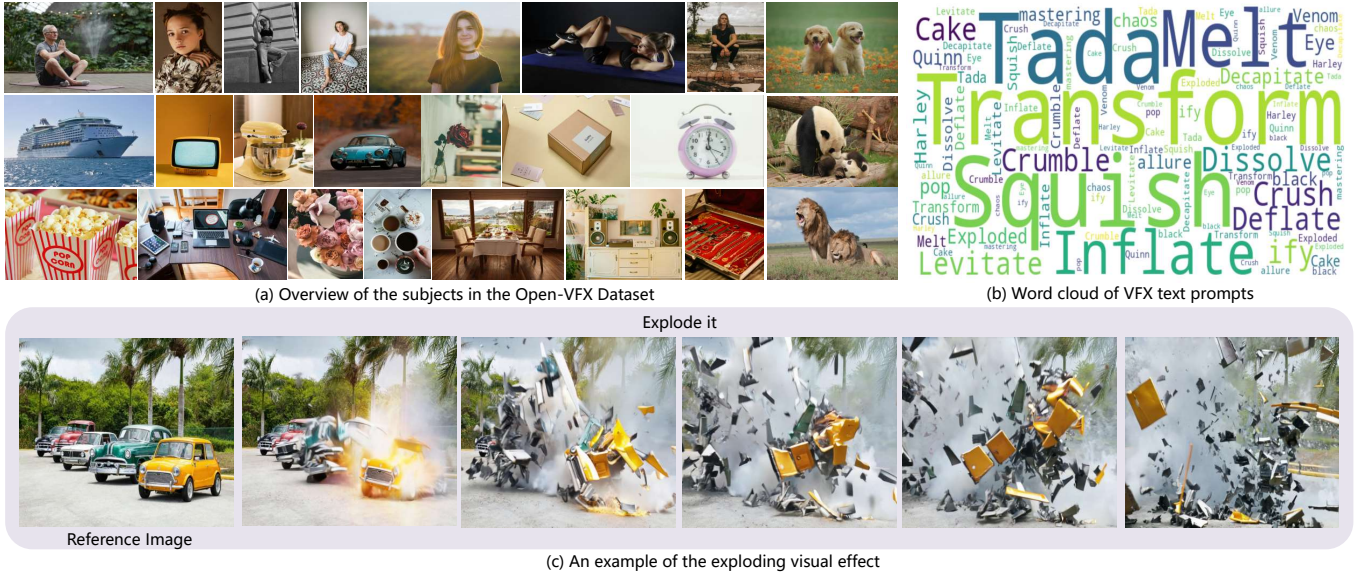


Fig. 2. Overview of our proposed Open-VFX Dataset. (a) demonstrates diverse input inference images in the dataset, including humans, animals, objects, and various scenes across single and multiple components. (b) shows the text descriptions of the proposed 15 VFXs, and (c) presents an example (*Explode it*) VFX.

layers from pre-trained models and connecting them with zero convolutions [Wang et al. 2024a]. However, the field of controllable visual effect video generation has yet to be explored.

2.2 LoRA-Based Video Generation

Recent advancements in fine-tuning methods [Guo et al. 2023; Ouyang et al. 2024; Wang et al. 2024b,c; Wu et al. 2024a,b] for video generation are often influenced by image customization techniques, especially LoRA [Hu et al. 2021]. For example, Tune-A-Video [Wu et al. 2023b] extends a text-to-image model by introducing spatial-temporal attention and selectively training specific parts of the attention layers. Similarly, [Materzynska et al. 2023] focus on fine-tuning only certain model components, with an emphasis on training earlier denoising steps to capture general motion rather than intricate appearance details. MotionDirector [Zhao et al. 2025] proposes a dual-path LoRA architecture and an appearance-debiased temporal loss to decouple appearance and motion. Likewise, methods like [Ren et al. 2024; Wei et al. 2024; Zhang et al. 2023b] employ separate branches for appearance and motion. VMC [Jeong et al. 2024] adapts temporal attention layers by utilizing a motion distillation strategy, employing residual vectors between consecutive noisy latent frames to serve as motion references. Nevertheless, they have not yet investigated the combination of temporal and spatial controllability with LoRA to enhance the model’s controllability.

3 DATASET

3.1 Definition of Visual Effects

Visual effects (VFX) can create realistic environments and characters that are difficult or impossible to capture during filming. For example, VFX involves compositing techniques to combine different visual elements into a single scene, often through green screen or

digital background replacement. Additionally, digital effects such as explosions, smoke, and weather simulations help create dynamic and immersive environments. Motion capture technology is used to animate characters or creatures, while digital makeup effects transform actors into fantastical characters. In light of these various considerations, we have curated a set of **15** distinct visual effects, including *Cake-ify*, *Crumble*, *Crush*, *Decapitate*, *Deflate*, *Dissolve*, *Explode*, *Eye-pop*, *Inflate*, *Levitate*, *Melt*, *Squish*, *Ta-da*, *Transformer into Venom*, and *Transformer into Harley Quinn*. As shown in Fig. 2, we demonstrate the overview of our Open-VFX Dataset, and these effects are designed to deliver a more immersive and visually compelling experience for the audience. Detailed descriptions of these effects can be found in the supplementary materials.

3.2 Source Videos

The Open-VFX dataset comprises 675 high-quality VFX videos sourced from two commercial platforms, Pika 1.5 [Pika 2023] and PixVerse 3.0 [Pixverse 2023], with each video having an average duration of 5 seconds. Spanning 15 distinct categories of visual effects, the dataset also includes 245 reference images collected from the Pexels [Pexels 2024] community, featuring both single and multiple objects. As shown in Fig. 3, all videos have a resolution of at least 700×1000 pixels and are synthesized at 24 frames per second (fps).

3.3 Data Annotation

To accomplish the spatial-temporal controlled VFX video generation task, we adhered to the following process to acquire timestamp and mask annotations for our Open-VFX dataset:

Start-end motion timestamps. To accurately capture the start and end timestamps of motion, traditional optical flow methods fall short

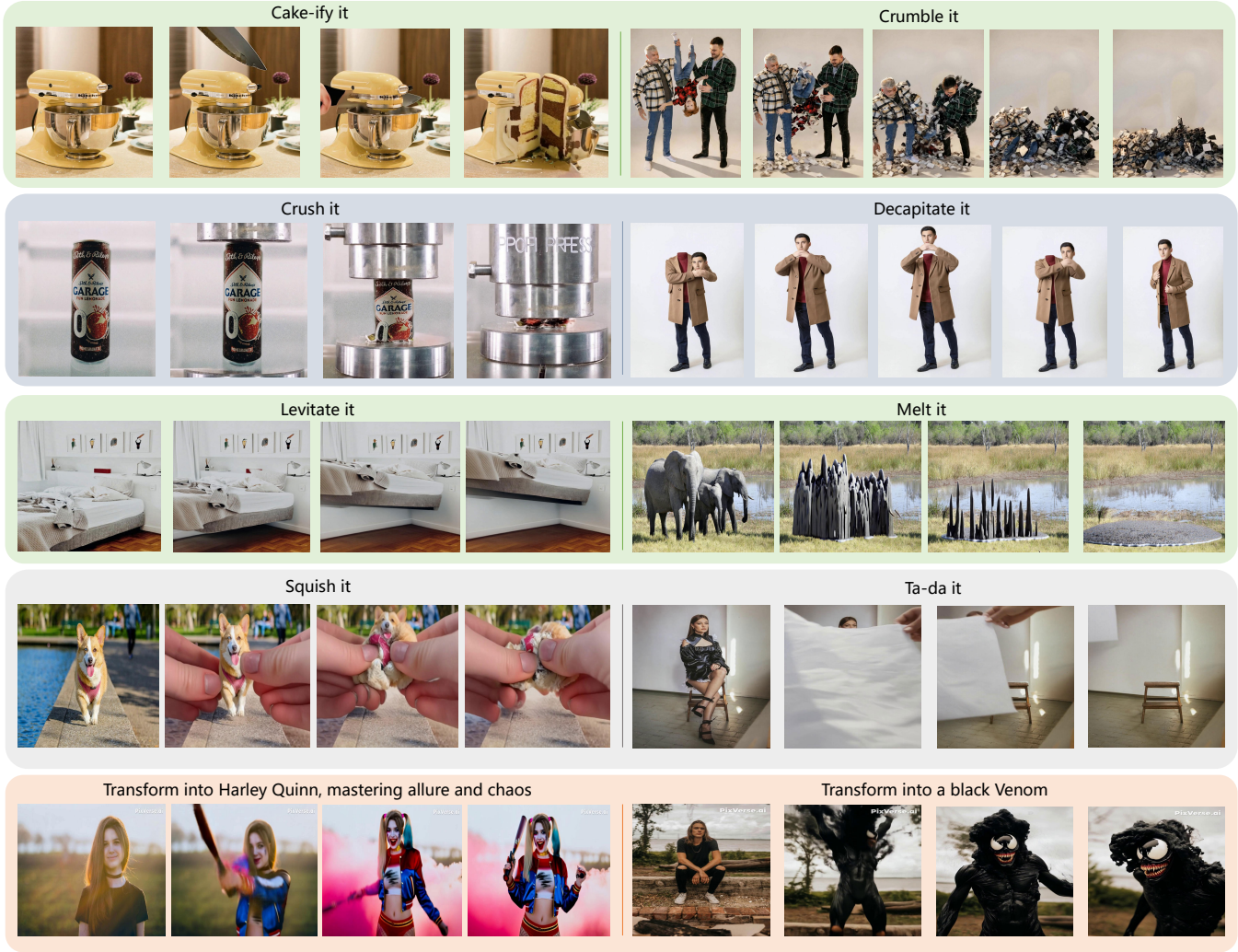


Fig. 3. More examples of our Open-VFX dataset, including 10 VFXs and diverse reference images.

in tracking the dynamic movement of visual effects due to their inherent limitations. Consequently, we employ Co-Tracker [Karaev et al. 2024] for timestamp labeling. By monitoring the displacement of tracked points, motion is deemed to begin when the coordinates start to shift, and it concludes when the displacement ceases, providing precise temporal boundaries for the motion.

Instance-level mask sequences. To enable the model to generate visual effects specifically tailored to the selected object, we utilize SAM2 [Ravi et al. 2024] to semantically annotate the motion of the chosen object, producing corresponding mask sequences. We generate several times to obtain diverse generated videos with different animated objects, and we annotate them via masks. During inference, SAM2 is employed to generate binary region masks based on the user-defined area, which serve as spatial conditions to guide precise control over the spatial manipulation of the object.

4 NETWORK

4.1 Preliminary

We introduce the preliminary of CogVideoX architecture [Rombach et al., 2022], the baseline diffusion transformer Network used in our work, and Low-Rank Adaptation (LoRA) [Hu et al., 2021], which helps understand the spatial and temporal controllable LoRA adapter.

4.1.1 Baseline Diffusion Transformer Network. VFX Creator builds upon the CogVideoX architecture [Yang et al. 2024] and leverages a causal 3D Variational Autoencoder (VAE) [Kingma 2013] for video compression, achieving temporal and spatial factors of 4 and 8, respectively. Latent variables are structured as sequential inputs, while textual information is encoded into embeddings using the T5 Encoder [Raffel et al. 2020]. These inputs are processed jointly within a stacked Expert Transformer network, which integrates Adaptive Layer Normalization for better alignment and 3D Rotary Positional

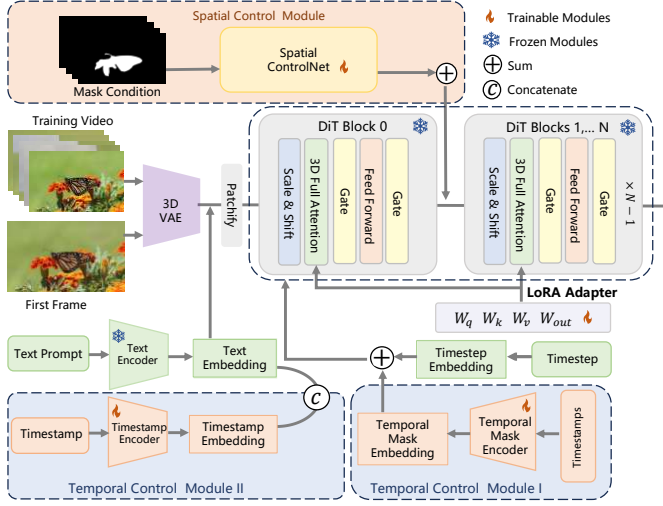


Fig. 4. **Pipeline of VFX Creator.** We introduce two novel modules: (a) Spatial Controlled LoRA Adapter. This module integrates a mask-conditioned ControlNet with LoRA, injecting mask sequences into the model to enable instance-level spatial manipulation. (b) Temporal Controlled LoRA Adapter. We explore two strategies for incorporating temporal control: module I involves tokenizing start-end motion timestamps and embedding them into the diffusion process alongside the text space, while module II integrates temporal mask with timestep embeddings to guide the diffusion process.

Embeddings (RoPE) [Narvekar and Karam 2011] to enhance the model’s ability to capture temporal dynamics and long-range dependencies in video frames.

4.1.2 Low-rank Adaptation (LoRA). LoRA [Hu et al. 2021] targets the residual component of the model, denoted as ΔW , which is added to the original weight matrix, yielding the updated weights as: $W' = W + \Delta W$. In this formulation, ΔW is expressed as the product of two low-rank matrices: $\Delta W = AB^T$, where $A \in \mathbb{R}^{n \times d}$, $B \in \mathbb{R}^{m \times d}$, and $d < n, d < m$. By focusing on the smaller low-rank matrices A and B , rather than the full-weight matrix W , LoRA effectively reduces both computational and memory costs during the training process.

4.2 VFX Creator

As shown in Fig. 4, VFX Creator is a controllable VFX generation framework based on a Video Diffusion Transformer. The model incorporates a spatial and temporal controllable LoRA adapter, requiring minimal training videos. Specifically, the mask control module enables instance-level spatial manipulation, while tokenized start-end motion timestamps are embedded in the diffusion process accompanied by the text encoder, allowing precise temporal control over effect timing and pace.

4.2.1 Temporal Controlled LoRA Adapter. To enable rhythm-controlled visual effect generation, we first employ temporal video augmentation by utilizing the start and end timestamps of the effect’s motion to maximize data utilization. Specifically, the moving

video clip is subject to a random shift, with the start and end timestamps constrained within the ranges of $[0, T - D]$ and $[D, T]$, where T represents the maximum frame count in the training video, and D denotes the duration of the visual effect’s motion.

In this section, we explore two strategies for integrating timestamp control signals and conduct experiments on three different effects to analyze their effectiveness and accuracy.

Strategy I: Integrate Temporal Mask with Timestep. Current temporal condition representation typically takes two forms: digitized start-end timestamps and temporal masks. The former normalizes timestamps directly, while the latter applies a temporal mask to the frame sequence, designating moving frames as 1 and static frames as 0. Existing methods for temporal condition injection can be categorized into two strategies: one integrates temporal mask with Timestep embeddings and injects them into the diffusion blocks; the other utilizes a timestamp encoder to interact with the text space and computes cross-attention with the noisy latent representation. In the following, we first focus on the former approach.

We project the temporal mask of motion in videos into a timestep embedding and add it to each frame to ensure uniform application of the motion’s timing and pace to every frame. As illustrated in Module I of Fig. 4, given the normalized timestamp, we introduce a timestamp encoder network that projects the temporal masks into the timestep embedding space, which is then incorporated into the DiT blocks [Peebles and Xie 2023].

Strategy II: Integrate Timestamps with Text Space. Inspired by [Fang et al. 2024], we first map the start and end timestamps of the visual effects to the prompt space, converting them into timestamp tokens. These tokens are then concatenated with the original text prompt tokens. By leveraging the cross-attention mechanism in the DiT block, we generate VFX videos conditioned on the temporal control signals. As shown in Module II of Fig. 4, given the normalized timestamps $y_{\text{timestamp}}$, the text prompt y_{text} , and text-domain specific encoder τ_θ , we introduce a timestamps encoder network τ_ϕ , that projects timestamps $y_{\text{timestamp}}$ to the intermediate text representation space $\mathbb{R}^{M \times d_\tau}$ such that

$$\tau_\phi(y_{\text{timestamp}}) \in \mathbb{R}^{M \times d_\tau} \quad (1)$$

We concatenate $\tau_\phi(y_{\text{timestamp}})$ and $\tau_\theta(y_{\text{text}})$ and input the cross-attention layer $\text{Attention}(Q, K, V) = \text{softmax}\left(\frac{QK^T}{\sqrt{d}}\right) \cdot V$, with

$$\begin{aligned} Q &= W_Q^{(i)} \cdot \varphi_i(z_t), \\ K &= W_K^{(i)} \cdot (\tau_\phi(y_{\text{timestamp}}) \oplus \tau_\theta(y_{\text{text}})), \\ V &= W_V^{(i)} \cdot (\tau_\phi(y_{\text{timestamp}}) \oplus \tau_\theta(y_{\text{text}})). \end{aligned} \quad (2)$$

where z_t denotes the latent representation z at the t -th diffusion time step. $\varphi_i(z_t) \in \mathbb{R}^{N \times d_\epsilon^i}$ denotes a flattened intermediate representation of the Transformer implementing ϵ_θ . $W_V^{(i)} \in \mathbb{R}^{d \times d_\epsilon^i}$ and $W_Q^{(i)} \in \mathbb{R}^{d \times d_\tau}$ and $W_K^{(i)} \in \mathbb{R}^{d \times d_\tau}$ are learnable projection matrices. \oplus is the operator for tensor concatenation.

4.2.2 Spatial Controllable LoRA Adapter. Currently, we commonly employ three methods to incorporate spatial conditions into

the diffusion model: i) concatenating the reference image with the first frame mask before inputting them into the diffusion model [Ma et al. 2024a]; ii) combining the latent mask and noisy latent along the channel dimension for spatial control [Lei et al. 2024]; iii) introducing a spatial ControlNet [Zhang et al. 2023a] to extract a mask sequence that guides the generation process.

Our experimental observations reveal that the first two methods do not successfully facilitate spatial condition-based video generation tasks. While effective in U-Net-based diffusion models, they are not suitable injection techniques for transformer-based diffusion models. Therefore, to enable instance-level spatial manipulation, we introduce a plug-and-play mask control module, leveraging the mask guidance to precisely control the desiring instance.

During training, we utilize SAM2 to obtain the mask sequences of the moving instances. We retain the mask sequences preceding the start timestamp, while padding the remaining frames with zeros, and combine them to form the spatial condition. These spatial conditions are then injected into a learnable spatial ControlNet [Zhang et al. 2023a] for fine-tuning. As shown in Fig. 4, we extract mask conditions and integrate them into the main network. This branch shares trainable parameters initialized as a copy of the original half branch and operates in parallel, using a zero convolution as a bridge to integrate the conditional controls. Specifically:

$$\mathbf{y}_c = \mathcal{F}_m(\mathbf{x}) + \mathcal{Z}(\mathcal{F}_{cn}(\mathbf{x}, \mathbf{c}; \Theta_{cn}); \Theta_z), \quad (3)$$

where $\mathcal{F}(\cdot; \Theta)$ denotes a neural model with learnable parameters Θ , $\mathcal{Z}(\cdot; \Theta_z)$ indicates the zero convolution layer, and $\mathbf{x}, \mathbf{y}_c \in \mathbb{R}^{h \times w \times c}$ and \mathbf{c} are the 2D feature maps and conditional controls, respectively. This trainable spatial ControlNet branch is connected to the partly frozen main branch with a zero-initialized convolution layer, ensuring the integration of spatial conditions while minimizing interference with the base model.

5 EXPERIMENT

To assess the effectiveness of our Open-VFX dataset and VFX Creator model, we conduct experiments across all of the visual effects, demonstrating VFX Creator’s versatility in generating controllable VFX videos. To assess the performance of VFX video generation, we compare VFX Creator with the following state-of-the-art methods: (i) DynamiCrafter [Xing et al. 2025], (ii) CogVideoX [Yang et al. 2024], (iii) LTX-Video [HaCohen et al. 2024], and (iv) the pseudo ground-truth Pika or PixVerse. All of these approaches allow text prompts and reference images as input. Furthermore, we select several visual effects to conduct a focused evaluation of both temporal and spatial control accuracy.

5.1 Implementation Details

During the training phase, we incorporate low-rank matrices with a rank of 128 into the 3D Transformer module of the baseline network. We randomly sample 49 frames with a resolution of 480×720 . We employ the AdamW [Loshchilov 2017] optimizer with a constant learning rate of $1e-4$ for training all models. All experiments are conducted on the NVIDIA H800 GPU. We froze the gradients of most weights in the original base network and trained for 3000 steps with a learning rate of $1e-4$, implementing both learning rate warm-up and decay mechanisms. Our VFX dataset is partitioned into training

and testing sets in a 9:1 ratio, both containing 15 distinct types of visual effects. The training set includes an average of 40 videos per effect, while the testing set contains 5 videos per effect.

5.2 Evaluation Metrics

In this experiment, we adopt three metrics following prior works: FID-VID [Unterthiner et al. 2018], FVD [Balaji et al. 2019] and Dynamic Degree [Huang et al. 2024] to evaluate the general quality and degree of dynamics of the synthesized videos. As shown in Table 2, we aim to focus on the generative performance of the motion in the video. We design three metrics to evaluate the accuracy of temporal control: frame-level errors \mathcal{E}_f and second-level errors \mathcal{E}_s , as well as Temporal Intersection over Union (T_{IoU}). Specifically, temporal error quantifies the difference between the start and end timestamps of the predicted and ground truth segments. The frame-level temporal error and second-level temporal error are related through the frames per second (FPS):

$$\mathcal{E}_f = \frac{1}{N} \sum_{i=1}^N (|\hat{t}_{start,i} - t_{start,i}| + |\hat{t}_{end,i} - t_{end,i}|) \quad (4)$$

$$\mathcal{E}_s = \frac{1}{N} \sum_{i=1}^N \left(\left| \frac{\hat{t}_{start,i}}{\text{FPS}} - \frac{t_{start,i}}{\text{FPS}} \right| + \left| \frac{\hat{t}_{end,i}}{\text{FPS}} - \frac{t_{end,i}}{\text{FPS}} \right| \right) \quad (5)$$

where N is the number of video segments, and $t_{start,i}$ and $t_{end,i}$ are the normalized start and end timestamps of the i -th video clip.

To evaluate the accuracy of the predicted timestamps, we randomly sample five pairs of start and end ground truth timestamps for a reference sample. The start ground truth is constrained within the range of $[0, 2/T]$, while the end ground truth falls within the range of $[2/T, T]$, where T represents the total number of frames.

5.3 Quantitative Comparison Results

For quantitative evaluation, we conducted experiments on 15 types of visual effects from our dataset and compared VFX Creator with three state-of-the-art open-source methods, with detailed results shown in Table 1. VFX Creator outperforms the other methods across all metrics, particularly in generating visual effects with large motion patterns, indicating superior video quality and more accurate motion generation. As seen in Table 1, DynamiCrafter [Xing et al. 2025] and CogVideoX [Yang et al. 2024] are less responsive to visual effect prompts, producing videos with minimal or no motion, as reflected by their lower dynamic degrees. While LTX-Video [HaCohen et al. 2024] exhibits a higher dynamic degree, this is due to the generation of large, incorrect motions, which does not correspond to the semantic accuracy of the motion. These results align with the limitations observed in the quantitative evaluation. To further validate these findings, we conducted extensive user studies to assess the correspondence accuracy between generated visual effects and text prompts. VFX Creator consistently outperforms other state-of-the-art methods, confirming its exceptional ability to generate high-quality, semantically accurate visual effects, even when dealing with large and complex abstract motions.

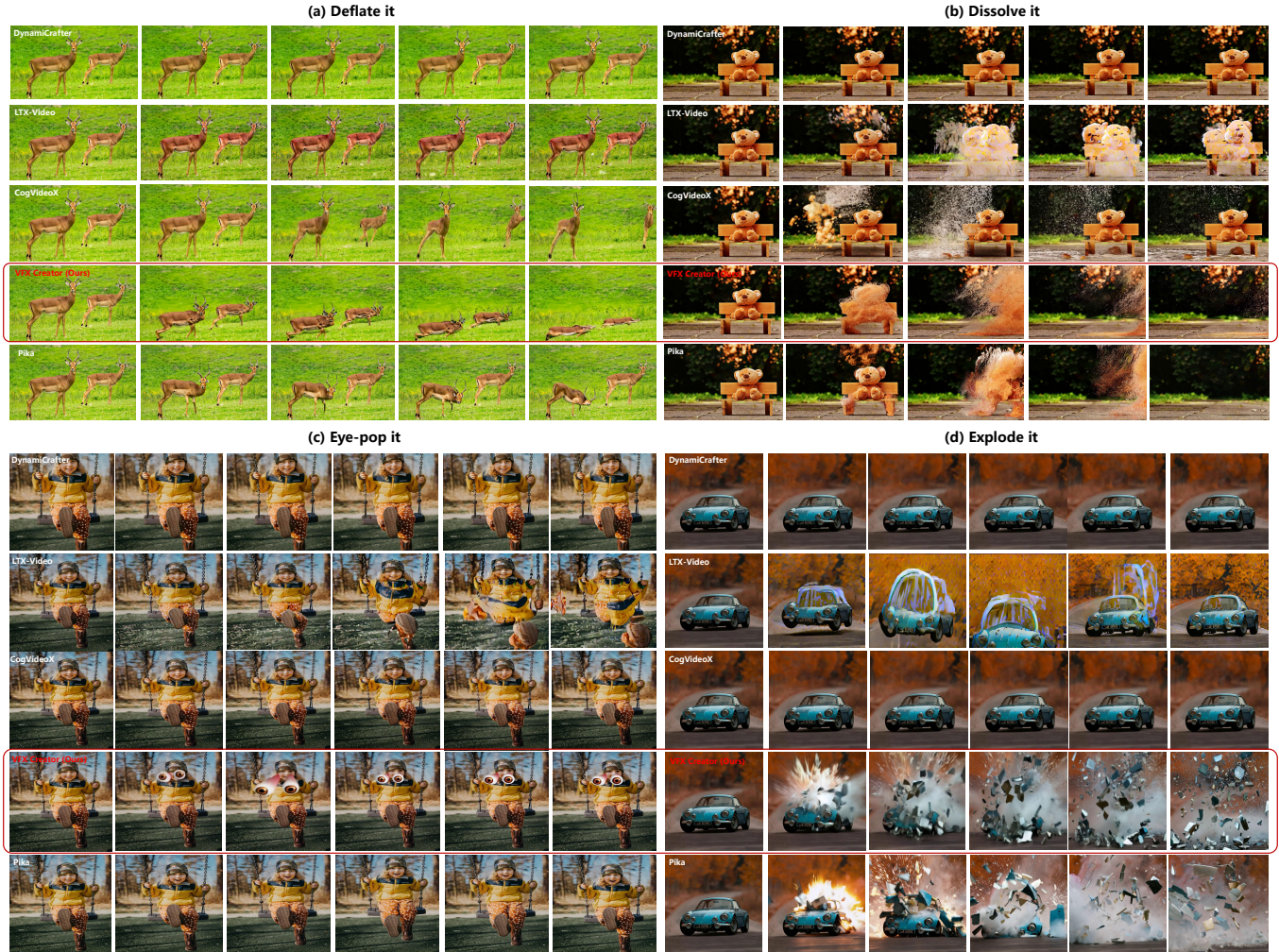


Fig. 5. Qualitative comparisons of VFX video generation on two different visual effects between our method, DynamiCrafter, LTX-Video, CogVideoX-5B, and Pika.

Table 1. Quantitative comparisons of VFX video generation for 15 visual effects in our dataset.

Method	FID-VID ↓	FVD ↓	Dynamic Degree ↑
DynamiCrafter	119.78	1515.28	0.27
LTX-Video	82.93	1563.73	0.51
CogVideoX	90.82	1624.91	0.14
VFX Creator (Ours)	29.92	752.95	0.63

5.4 Qualitative Comparison Results

We present qualitative comparison results of VFX Creator with four representative models on three effects: "Deflate it," "Dissolve it," and "Eye-pop it," as shown in Fig. 5. For comparison, results from Pika are used as the benchmark. We found that VFX Creator consistently generates more reliable videos, even when Pika struggles to produce satisfactory outputs. For example, Pika fails to generate

correct effects in "Deflate it" and "Eye-pop it", while VFX Creator successfully generates the abstract effect video. Pika's failure may stem from the substantial increase in complexity associated with accurately locating and generating the eye in smaller, more distant contexts. In contrast, DynamicCrafter exhibits significant challenges in generating visual effect motions that correspond to text prompts. LTX-Video and CogVideoX-5B, on the other hand, generate either small-scale motions or large, erroneous ones, which leads to a lack of temporal consistency and semantic accuracy. These limitations are not present in VFX Creator, which maintains better alignment with the intended motion and effect characteristics. This ensures improved temporal consistency and visual fidelity. These results demonstrate that VFX Creator outperforms other models, delivering visually accurate and temporally consistent visual effects, even in cases where ground truth struggles with reliability.




Fig. 6. Qualitative results of spatial controllable VFX video generation of our method on two different visual effects. Users can precisely specify the animated instance by clicking points or dropping boxes to obtain the mask.

5.5 Ablation Study

The proposed VFX Creator is pivotal for generating high-quality controllable VFX videos. To assess the contributions of the spatial and temporal control modules, we conduct a series of ablation studies. **First**, we compare the results of two temporal control injection strategies. The impact of start and end timestamp guidance on animation results is presented in Table 3. Our observation reveals that integrating timestamps with the text space yields superior results. This approach integrates timestamps with textual prompts to perform a cross-attention mechanism with video latent representations, enhancing the precise alignment of visual effects with specified temporal cues. Additionally, the transformer-based diffusion model is more effective in handling implicit representation injections compared to explicit conditions. **Additionally**, we present the quantitative results of integrating the spatial control module. As demonstrated in Fig. 6, VFX Creator effectively achieves accurate object manipulation, generating photorealistic videos with strong consistency between the visual effects and user interactions. **Lastly**, we analyze the impact of different sample sizes during training by comparing the model’s performance across varying shot numbers: 1-shot, 10-shot, and 40-shot. As shown in Table 3, we observe that the number of shots plays a significant role in the model’s performance. The results indicate that increasing the number of shots generally improves performance, with the 10-shot configuration often yielding balanced results. This highlights the model’s data efficiency, demonstrating its ability to learn abstract and complex visual effect motions without the need for large amounts of data.

Table 2. Ablation results of two temporal control integration strategies.

Visual Effect	Temporal Strategy I			Temporal Strategy II		
	$T_{IoU} \uparrow$	$\mathcal{E}_f \downarrow$	$\mathcal{E}_s \downarrow$	$T_{IoU} \uparrow$	$\mathcal{E}_f \downarrow$	$\mathcal{E}_s \downarrow$
Ta-da it	0.69	12.52	1.56	0.85	5.04	0.63
Explode it	0.68	11.30	1.49	0.88	3.76	0.47
Levitate it	0.69	12.88	1.61	0.80	5.36	0.67
Average	0.69	12.23	1.56	0.84	4.72	0.59

Table 3. Ablation results of different sample sizes during training across varying shot numbers.

Effect	Shots	FID-VID ↓	FVD ↓	Dynamic Degree ↑
Ta-da it	1-shot	52.31	1432.40	0.6
	10-shot	47.91	2861.18	1.0
	40-shot	54.73	726.83	1.0
Explode it	1-shot	96.48	2667.72	1.0
	10-shot	57.71	2829.00	1.0
	40-shot	50.97	2394.20	1.0
Squish it	1-shot	140.42	3297.11	1.0
	10-shot	44.62	1409.98	1.0
	40-shot	44.35	1644.69	1.0

5.6 User Study

To further validate the effectiveness of our method, we conducted a human evaluation, comparing our approach with four existing approaches, without using additional data for guidance. We invited 20 users to assess 30 sets of generated comparing results. We evaluated the quality of the generated videos across four dimensions: *Text*

Alignment, Subject Fidelity, Motion Fluency, and Overall Quality. Text Alignment measures how well the generated video aligns with the text prompt; Subject Fidelity evaluates how closely the generated object matches the reference image; Motion Fluency assesses the smoothness and quality of the motions in the generated video; and Overall Quality reflects whether the overall quality of the generated video meets user expectations. As shown in Fig. 7, both our method, VFX Creator, and Pika& PixVerse achieved superior user preference across all metrics, with VFX Creator slightly outperforming Pika& PixVerse, demonstrating the effectiveness of our approach.

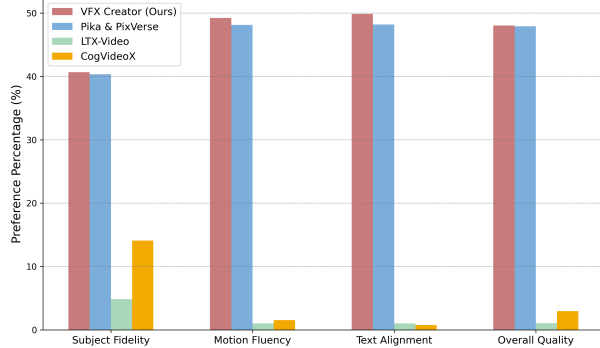


Fig. 7. **User Study.** Our VFX Creator demonstrates superior human preference compared to other methods

6 LIMITATION

Despite the introduction of our pioneering visual effects video dataset, Open-VFX, alongside the development of VFX Creator for spatial-temporal controllable effect generation, several limitations remain. Firstly, while we have curated 15 types of effects and designed the system for data efficiency to facilitate easy VFX personalization, there is still considerable scope for expanding the dataset in both breadth and depth to address the diverse visual effects requirements across various scenes. Furthermore, we explored training a unified model for visual effect generation. However, experimental results indicate that the quality of unified training falls short compared to category-specific training, as direct unification tends to confuse multiple visual effects. In the future, implementing strategies such as Mixture of Experts (MOE) [Chen et al. 2022] may improve the performance of mixed training approaches.

7 CONCLUSION

In conclusion, this work presents significant advancements in the field of controllable visual effects (VFX) generation, addressing critical challenges associated with fine-grained spatial and temporal manipulation. First, we propose the Open-VFX dataset establishes a foundational resource for future explorations in VFX generation, offering a diverse array of effect categories and detailed annotations that enhance the training of VFX generation models. Furthermore, we introduce VFX Creator, a simple yet effective controllable VFX generation framework based on a Video Diffusion Transformer.

Specifically, we leverage minimal training videos and enabling fine-grained spatial and temporal control, our system bridges the gap between traditional VFX techniques and modern generative models. The extensive experiments demonstrate its ability to produce realistic, dynamic effects with state-of-the-art performance in both spatial and temporal controllability. With the innovative integration of instance-level spatial manipulation and precise temporal control, VFX Creator paves the way for efficient and user-friendly VFX generation, making advanced visual effects more accessible to a broader audience and expanding creative possibilities in filmmaking.

REFERENCES

- Adobe. n.d.. From pyrotechnics to prosthetics: A guide to special effects in movies. <https://www.adobe.com/creativecloud/video/discover/a-guide-to-special-effects-in-movies.html> Accessed: 2023-01-17.
- Yogesh Balaji, Martin Renqiang Min, Bing Bai, Rama Chellappa, and Hans Peter Graf. 2019. Conditional GAN with Discriminative Filter Generation for Text-to-Video Synthesis.. In *IJCAI*, Vol. 1. 2.
- Andreas Blattmann, Tim Dockhorn, Sumith Kulal, Daniel Mendelevitch, Maciej Kilian, Dominik Lorenz, Yam Levi, Zion English, Vikram Voleti, Adam Letts, et al. 2023. Stable video diffusion: Scaling latent video diffusion models to large datasets. *arXiv preprint arXiv:2311.15127* (2023).
- Tim Brooks, Bill Peebles, Connor Holmes, Will DePue, Yufei Guo, Li Jing, David Schnurr, Joe Taylor, Troy Luhman, Eric Luhman, Clarence Ng, Ricky Wang, and Aditya Ramesh. 2024. Video generation models as world simulators. (2024). <https://openai.com/research/video-generation-models-as-world-simulators>
- Anastasia Chabanova. 2022. *VFX—A New Frontier: The Impact of Innovative Technology on Visual Effects*. Ph.D. Dissertation. University of Westminster.
- Haoxin Chen, Menghan Xia, Yingqing He, Yong Zhang, Xiaodong Cun, Shaoshu Yang, Jinbo Xing, Yaofang Liu, Qifeng Chen, Xintao Wang, et al. 2023. Videocrafter1: Open diffusion models for high-quality video generation. *arXiv preprint arXiv:2310.19512* (2023).
- Zixiang Chen, Yihe Deng, Yue Wu, Quanquan Gu, and Yuanzhi Li. 2022. Towards Understanding Mixture of Experts in Deep Learning. *arXiv:2208.02813* [cs.LG] <https://arxiv.org/abs/2208.02813>
- I-Sheng Fang, Yue-Hua Han, and Jun-Cheng Chen. 2024. Camera Settings as Tokens: Modeling Photography on Latent Diffusion Models. In *SIGGRAPH Asia 2024 Conference Papers*. 1–11.
- Yuwei Guo, Ceyuan Yang, Anyi Rao, Zhengyang Liang, Yaohui Wang, Yu Qiao, Maneesh Agrawala, Dahua Lin, and Bo Dai. 2023. Animatediff: Animate your personalized text-to-image diffusion models without specific tuning. *arXiv preprint arXiv:2307.04725* (2023).
- Yoav HaCohen, Nisan Chiprut, Benny Brazowski, Daniel Shalem, Dudu Moshe, Eitan Richardson, Eran Levin, Guy Shiran, Nir Zabari, Ori Gordon, et al. 2024. LTX-Video: Realtime Video Latent Diffusion. *arXiv preprint arXiv:2501.00103* (2024).
- Jonathan Ho, Ajay Jain, and Pieter Abbeel. 2020. Denoising diffusion probabilistic models. *Advances in neural information processing systems* 33 (2020), 6840–6851.
- Edward J Hu, Yelong Shen, Phillip Wallis, Zeyuan Allen-Zhu, Yuanzhi Li, Shean Wang, Lu Wang, and Weizhu Chen. 2021. Lora: Low-rank adaptation of large language models. *arXiv preprint arXiv:2106.09685* (2021).
- Ziqi Huang, Yanan He, Jiashuo Yu, Fan Zhang, Chenyang Si, Yuming Jiang, Yuanhan Zhang, Tianxing Wu, Qingyang Jin, Nattapol Chanpaisit, et al. 2024. Vbench: Comprehensive benchmark suite for video generative models. In *Proceedings of the IEEE/CVF Conference on Computer Vision and Pattern Recognition*. 21807–21818.
- Hyeonho Jeong, Geon Yeong Park, and Jong Chul Ye. 2024. Vmc: Video motion customization using temporal attention adaption for text-to-video diffusion models. In *Proceedings of the IEEE/CVF Conference on Computer Vision and Pattern Recognition*. 9212–9221.
- Nikita Karaev, Iurii Makarov, Jianyuan Wang, Natalia Neverova, Andrea Vedaldi, and Christian Rupprecht. 2024. CoTracker3: Simpler and Better Point Tracking by Pseudo-Labeling Real Videos. In *Proc. arXiv:2410.11831*.
- Diederik P Kingma. 2013. Auto-encoding variational bayes. *arXiv preprint arXiv:1312.6114* (2013).
- Kuaishou. 2024. Keling. <https://kling.kuaishou.com/z> Accessed: 2025-01-19.
- Guojun Lei, Chi Wang, Hong Li, Rong Zhang, Yikai Wang, and Weiwei Xu. 2024. Animateanything: Consistent and controllable animation for video generation. *arXiv preprint arXiv:2411.10836* (2024).
- Zhimin Li, Jianwei Zhang, Qin Lin, Jiangfeng Xiong, Yanxin Long, Xincheng Deng, Yingfang Zhang, Xingchao Liu, Minbin Huang, Zedong Xiao, Dayou Chen, Jiajun He, Jiahao Li, Wenyue Li, Chen Zhang, Rongwei Quan, Jianxiang Lu, Jiabin Huang, Xiaoyan Yuan, Xiaoxiao Zheng, Yixuan Li, Jihong Zhang, Chao Zhang, Meng Chen, Jie Liu, Zheng Fang, Weiyan Wang, Jinbao Xue, Yangyu Tao, Jianchen Zhu, Kai

- Liu, Sihuan Lin, Yifu Sun, Yun Li, Dongdong Wang, Mingtao Chen, Zhichao Hu, Xiao Xiao, Yan Chen, Yuhong Liu, Wei Liu, Di Wang, Yong Yang, Jie Jiang, and Qinglin Lu. 2024. Hunyuan-DiT: A Powerful Multi-Resolution Diffusion Transformer with Fine-Grained Chinese Understanding. *arXiv:2405.08748* [cs.CV] <https://arxiv.org/abs/2405.08748>
- Bin Lin, Yunyang Ge, Xinhua Cheng, Zongjian Li, Bin Zhu, Shaodong Wang, Xianyi He, Yang Ye, Shenghai Yuan, Liuhan Chen, et al. 2024. Open-sora plan: Open-source large video generation model. *arXiv preprint arXiv:2412.00131* (2024).
- I Loshchilov. 2017. Decoupled weight decay regularization. *arXiv preprint arXiv:1711.05101* (2017).
- Xin Ma, Yaohui Wang, Gengyun Jia, Xinyuan Chen, Ziwei Liu, Yuan-Fang Li, Cunjian Chen, and Yu Qiao. 2024b. Latte: Latent diffusion transformer for video generation. *arXiv preprint arXiv:2401.03048* (2024).
- Yue Ma, Yingqing He, Hongfa Wang, Andong Wang, Chenyang Qi, Chengfei Cai, Xiu Li, Zhifeng Li, Heung-Yeung Shum, Wei Liu, et al. 2024a. Follow-your-click: Open-domain regional image animation via short prompts. *arXiv preprint arXiv:2403.08268* (2024).
- Joanna Materzynska, Josef Sivic, Eli Shechtman, Antonio Torralba, Richard Zhang, and Bryan Russell. 2023. Customizing motion in text-to-video diffusion models. *arXiv preprint arXiv:2312.04966* (2023).
- Niranjana D Narvekar and Lina J Karam. 2011. A no-reference image blur metric based on the cumulative probability of blur detection (CPBD). *IEEE Transactions on Image Processing* 20, 9 (2011), 2678–2683.
- Alex Nichol, Pratul Dhariwal, Aditya Ramesh, Pranav Shyam, Pamela Mishkin, Bob McGrew, Ilya Sutskever, and Mark Chen. 2021. Glide: Towards photorealistic image generation and editing with text-guided diffusion models. *arXiv preprint arXiv:2112.10741* (2021).
- Wenqi Ouyang, Yi Dong, Lei Yang, Jianlou Si, and Xingang Pan. 2024. I2VEdit: First-Frame-Guided Video Editing via Image-to-Video Diffusion Models. In *SIGGRAPH Asia 2024 Conference Papers*. 1–11.
- William Peebles and Saining Xie. 2023. Scalable diffusion models with transformers. In *Proceedings of the IEEE/CVF International Conference on Computer Vision*. 4195–4205.
- Pexels. 2024. *Free Stock Photos*. <https://www.pexels.com/> Accessed: 2024-01-19.
- Pika. 2023. *Pika: A platform for creative AI art*. <https://pika.art/> Accessed: 2025-01-11.
- Pixverse. 2023. *Pixverse: AI-powered Image and Video Editing Platform*. <https://app.pixverse.ai/> Accessed: 2025-01-11.
- Adam Polyak, Amit Zohar, Andrew Brown, Andros Tjandra, Animesh Sinha, Ann Lee, Apoorv Vyas, Bowen Shi, Chih-Yao Ma, Ching-Yao Chuang, et al. 2024. Movie gen: A cast of media foundation models. *arXiv preprint arXiv:2410.13720* (2024).
- Colin Raffel, Noam Shazeer, Adam Roberts, Katherine Lee, Sharan Narang, Michael Matena, Yanqi Zhou, Wei Li, and Peter J Liu. 2020. Exploring the limits of transfer learning with a unified text-to-text transformer. *Journal of machine learning research* 21, 140 (2020), 1–67.
- Nikhila Ravi, Valentin Gabeur, Yuan-Ting Hu, Ronghang Hu, Chaitanya Ryali, Tengyu Ma, Haitham Khedr, Roman Rädle, Chloe Rolland, Laura Gustafson, Eric Mintun, Junting Pan, Kalyan Vasudev Alwala, Nicolas Carion, Chao-Yuan Wu, Ross Girshick, Piotr Dollár, and Christoph Feichtenhofer. 2024. SAM 2: Segment Anything in Images and Videos. *arXiv:2408.00714* [cs.CV] <https://arxiv.org/abs/2408.00714>
- Yixuan Ren, Yang Zhou, Jimei Yang, Jing Shi, Difan Liu, Feng Liu, Mingi Kwon, and Abhinav Shrivastava. 2024. Customize-a-video: One-shot motion customization of text-to-video diffusion models. *arXiv preprint arXiv:2402.14780* (2024).
- Robin Rombach, Andreas Blattmann, Dominik Lorenz, Patrick Esser, and Björn Ommer. 2022. High-Resolution Image Synthesis with Latent Diffusion Models. *arXiv:2112.10752* [cs.CV] <https://arxiv.org/abs/2112.10752>
- Ruizhi Shao, Youxin Pang, Zerong Zheng, Jingxiang Sun, and Yebin Liu. 2024. Human4DiT: Free-view Human Video Generation with 4D Diffusion Transformer. *arXiv preprint arXiv:2405.17405* (2024).
- Jascha Sohl-Dickstein, Eric Weiss, Niru Maheswaranathan, and Surya Ganguli. 2015. Deep unsupervised learning using nonequilibrium thermodynamics. In *International conference on machine learning*. PMLR, 2256–2265.
- Yang Song, Jascha Sohl-Dickstein, Diederik P Kingma, Abhishek Kumar, Stefano Ermon, and Ben Poole. 2020. Score-based generative modeling through stochastic differential equations. *arXiv preprint arXiv:2011.13456* (2020).
- Genmo Team. 2024. Mochi 1. <https://github.com/genmoai/models>.
- Thomas Unterthiner, Sjoerd Van Steenkiste, Karol Kurach, Raphael Marinier, Marcin Michalski, and Sylvain Gelly. 2018. Towards accurate generative models of video: A new metric & challenges. *arXiv preprint arXiv:1812.01717* (2018).
- Tan Wang, Linjie Li, Kevin Lin, Yuanhao Zhai, Chung-Ching Lin, Zhengyuan Yang, Hanwang Zhang, Zicheng Liu, and Lijuan Wang. 2024a. Disco: Disentangled control for realistic human dance generation. In *Proceedings of the IEEE/CVF Conference on Computer Vision and Pattern Recognition*. 9326–9336.
- Zhao Wang, Aoxue Li, Lingting Zhu, Yong Guo, Qi Dou, and Zhenguo Li. 2024b. Customvideo: Customizing text-to-video generation with multiple subjects. *arXiv preprint arXiv:2401.09962* (2024).
- Zhouxia Wang, Ziyang Yuan, Xintao Wang, Yaowei Li, Tianshui Chen, Menghan Xia, Ping Luo, and Ying Shan. 2024c. Motionctrl: A unified and flexible motion controller for video generation. In *ACM SIGGRAPH 2024 Conference Papers*. 1–11.
- Yujie Wei, Shiwei Zhang, Zhiwu Qing, Hangjie Yuan, Zhiheng Liu, Yu Liu, Yingya Zhang, Jingren Zhou, and Hongming Shan. 2024. Dreamvideo: Composing your dream videos with customized subject and motion. In *Proceedings of the IEEE/CVF Conference on Computer Vision and Pattern Recognition*. 6537–6549.
- Jianzong Wu, Xiangtai Li, Yanhong Zeng, Jiangning Zhang, Qianyu Zhou, Yining Li, Yunhai Tong, and Kai Chen. 2024a. Motionbooth: Motion-aware customized text-to-video generation. *arXiv preprint arXiv:2406.17758* (2024).
- Jay Zhangjie Wu, Yixiao Ge, Xintao Wang, Stan Weixian Lei, Yuchao Gu, Yufei Shi, Wynne Hsu, Ying Shan, Xiaohu Qie, and Mike Zheng Shou. 2023b. Tune-a-video: One-shot tuning of image diffusion models for text-to-video generation. In *Proceedings of the IEEE/CVF International Conference on Computer Vision*. 7623–7633.
- Ruiqi Wu, Liangyu Chen, Tong Yang, Chunle Guo, Chongyi Li, and Xiangyu Zhang. 2023a. Lamp: Learn a motion pattern for few-shot-based video generation. *arXiv preprint arXiv:2310.10769* (2023).
- Tao Wu, Yong Zhang, Xintao Wang, Xianpan Zhou, Guangcong Zheng, Zhongang Qi, Ying Shan, and Xi Li. 2024b. Customcrafter: Customized video generation with preserving motion and concept composition abilities. *arXiv preprint arXiv:2408.13239* (2024).
- Junbo Xing, Menghan Xia, Yong Zhang, Haoxin Chen, Wangbo Yu, Hanyuan Liu, Gongye Liu, Xintao Wang, Ying Shan, and Tien-Tsin Wong. 2025. Dynamicrafter: Animating open-domain images with video diffusion priors. In *European Conference on Computer Vision*. Springer, 399–417.
- Zhuoyi Yang, Jiayan Teng, Wendi Zheng, Ming Ding, Shiyu Huang, Jiazheng Xu, Yuanming Yang, Wenyi Hong, Xiaohan Zhang, Guanyu Feng, et al. 2024. Cogvideox: Text-to-video diffusion models with an expert transformer. *arXiv preprint arXiv:2408.06072* (2024).
- Lvmin Zhang, Anyi Rao, and Maneesh Agrawala. 2023a. Adding conditional control to text-to-image diffusion models. In *Proceedings of the IEEE/CVF International Conference on Computer Vision*. 3836–3847.
- Yuxin Zhang, Fan Tang, Nisha Huang, Haibin Huang, Chongyan Ma, Weiming Dong, and Changsheng Xu. 2023b. Motioncrafter: One-shot motion customization of diffusion models. *arXiv preprint arXiv:2312.05288* (2023).
- Rui Zhao, Yuchao Gu, Jay Zhangjie Wu, David Junhao Zhang, Jia-Wei Liu, Weijia Wu, Jussi Keppo, and Mike Zheng Shou. 2025. Motiondirector: Motion customization of text-to-video diffusion models. In *European Conference on Computer Vision*. Springer, 273–290.

A DEFINATIONS OF VISUAL EFFECTS

The Open VFX dataset encompasses 15 distinct categories of visual effects, featuring a wide array of subjects, including characters, animals, products, and scenes. As illustrated in Table 4, we offer a comprehensive explanation of the specific meanings associated with each visual effect, facilitating a deeper understanding for users.

Table 4. Visual Effect Types and Corresponding Definitions in the Open VFX Dataset.

Types of VFX	Definition
Cake-ify it	Transform the subject into hyper-realistic prop cakes.
Crumble it	Break apart the subjects into fragments.
Crush it	Apply a hydraulic press to flatten the subject.
Decapitate it	Simulate the decapitation of subjects.
Deflate it	Similar to a balloon losing air, cause subjects to shrink and flatten.
Dissolve it	Cause the object to disintegrate into nothingness.
Explode it	Burst the subject into fragments.
Eye-pop it	Make the eyes of subjects bulge or pop out.
Inflate it	Puff up the still subject like a balloon.
Levitate it	Make static objects or subjects appear to float or hover.
Melt it	Turn objects into fluid, gooey forms.
Squish it	Compress the subject as though under immense pressure.
Ta-da it	With a flourish, subjects disappear behind a cloth.
Transform into a black Venom	Characterize the static subject, transforming it into a black Venom.
Transform into Harley Quinn	Characterize the static subject, transform it into Harley Quinn.

B QUANTITATIVE RESULTS OF MIXED TRAINING

As a data-efficient system capable of achieving visual effect personalization, we attempted to explore a unified VFX generation model. Specifically, we tuned 15 effects using 600 effect videos in a combined manner. We then evaluated the results of the unified model, calculating their FID-VID [Untertiner et al. 2018], [Balaji et al. 2019], and Dynamic Degree [Huang et al. 2024]. Additionally, we compared the results of the 15 effects from both category-specific training and unified and mixed training. As shown in Table 5, experimental results indicate that the quality of unified training falls short compared to category-specific training, as direct unification tends to confuse multiple visual effects. Most of the effect results indicate that mixed training leads to a decline in overall video quality, although about one-third of the effects exhibit slight improvements

after mixed training, such as "Ta-da it." In the future, implementing strategies such as Mixture of Experts (MOE) [Chen et al. 2022] may improve the performance of mixed training approaches.

C MORE CONTROLLED QUALITATIVE RESULTS

In this section, we present additional results on spatial and temporal controlled VFX video generation using VFX Creator. Fig. 8 illustrates qualitative findings for two distinct effects across four cases, showcasing VFX Creator’s ability to perform instance-level object manipulation with precision. Additionally, the temporal results depicted in Fig. 10 demonstrate VFX Creator’s capacity to control the rhythm of VFX video generation over time. This underscores the accuracy and effectiveness of the control mechanisms in our method.

D MORE QUALITATIVE COMPARISON RESULTS

In this section, we present additional qualitative comparison results of VFX Creator with other video generation models, including LTX-Video [HaCohen et al. 2024], and CogVideoX [Yang et al. 2024]. As illustrated in Fig. 9, LTX-Video and CogVideoX demonstrate a failure to accurately interpret the visual effect prompt, leading to the generation of only minimal actions. In contrast, VFX Creator and Pika (ground truth) exhibit a significantly better comprehension and generation of the corresponding effect videos. Notably, for the "Crumble it" effect, our methodology yields results that are not only more complete but also superior in quality when compared to the ground truth.

Table 5. Comparison results of mix and single training for visual effect generation.

Metric	Method	Cake-ify	Crumble	Crush	Decapitate	Deflate	Dissolve	Explode	Eye-pop	harley	Inflate	Levitate	Melt	Squish	Ta-da	Venom
FID-VID↓	Single	54.48	65.11	46.71	43.76	103.90	76.14	50.97	34.87	94.62	86.14	35.12	63.37	44.35	54.73	117.90
	Mix	67.22	65.06	44.52	44.52	111.28	87.00	84.19	54.43	117.34	77.35	68.32	70.38	52.36	34.65	108.99
FVD↓	Single	1140	1690	1000	1263	2034	1463	2394	1547	3566	1946	665	1794	1644	726	3668
	Mix	1503	1738	1015	1054	2133	1794	2612	1641	3811	2184	1018	2774	1543	979	3911
Dynamic Degree↑	Single	0.8	0.8	0.0	0.6	0.0	0.8	1.0	0.0	1.0	0.8	0.0	0.6	1.0	1.0	1.0
	Mix	0.8	0.8	0.0	0.6	0.0	0.8	1.0	0.0	1.0	0.8	0.0	0.6	1.0	1.0	1.0




Fig. 8. More spatial controlled VFX generation results of our method on two different visual effects.




Fig. 9. More qualitative comparison results of VFX video generation on two different visual effects between our method, DynamiCrafter, LTX-Video, CogVideoX-5B, and Pika.




Fig. 10. More temporal controlled VFX generation results of our method.