

The Human Labour of Data Work: Capturing Cultural Diversity through WORLD WIDE DISHES

SIOBHAN MACKENZIE HALL, University of Oxford, United Kingdom

SAMANTHA DALAL, University of Colorado Boulder, USA

RAESETJE SEFALA, DAIR Institute, Mila, McGill University, South Africa

FOUTSE YUEHGOH, Conservatoire National des Arts et Métiers (CNAM), France

AISHA ALAAGIB, Independent researcher, Sudan

IMANE HAMZAOU, École nationale Supérieure d’Informatique Algiers, New York University Abu Dhabi, Algeria

SHU ISHIDA, University of Oxford, United Kingdom

JABEZ MAGOMERE, University of Oxford, United Kingdom

LAUREN CRAIS, University of Oxford, United Kingdom

AYA SALAMA, Microsoft Egypt, Egypt

TEJUMADE AFONJA, CISPA Helmholtz Center for Information Security & AI Saturdays Lagos, Germany & Nigeria

We provide a window into the process of constructing a dataset for machine learning (ML) applications by reflecting on the process of building WORLD WIDE DISHES (WWD), an image and text dataset consisting of culinary dishes and their associated customs from around the world. WWD takes a participatory approach to dataset creation: community members guide the design of the research process and engage in crowdsourcing efforts to build the dataset. WWD responds to calls in ML to address the limitations of web-scraped Internet datasets with curated, high-quality data incorporating localised expertise and knowledge. Our approach supports decentralised contributions from *communities* that have not historically contributed to datasets as a result of a variety of systemic factors. We contribute empirical evidence of the invisible labour of participatory design work by analysing reflections from the research team behind WWD. In doing so, we extend computer-supported cooperative work (CSCW) literature that examines the post-hoc impacts of datasets when deployed in ML applications by providing a window into the dataset construction process. We surface four dimensions of invisible labour in participatory dataset construction: building trust with community members, making participation accessible, supporting data production, and understanding the relationship between data and culture. This paper builds upon the rich participatory design literature within CSCW to guide how future efforts to apply participatory design to dataset construction can be designed in a way that attends to the dynamic, collaborative, and fundamentally *human* processes of dataset creation.

1 INTRODUCTION

Generative AI (GenAI) models are increasingly ubiquitous in tools and products that have the potential to shape societal representation—how society values, perceives, and shares knowledge about certain objects [51, 76]—through content generation. Fair, accurate, and diverse representation is important to avoid all forms of bias. Societal representation is important to counteract stereotyping, misrepresentation, and the resultant quality of service harms to which these can contribute. Text-to-Image (T2I) models, a common form of GenAI, play an increasingly important role in shaping the

Authors’ addresses: Siobhan Mackenzie Hall, University of Oxford, United Kingdom, siobhan.hall@nds.ox.ac.uk; Samantha Dalal, University of Colorado Boulder, USA, samantha.dalal@colorado.edu; Raesetje Sefala, DAIR Institute, Mila, McGill University, South Africa, raesetje@dair-institute.org; Foutse Yuehgoh, Conservatoire National des Arts et Métiers (CNAM), France, foutse.yuehgoh@devinci.fr; Aisha Alaagib, Independent researcher, Sudan, aalaagib@aimsammi.org; Imane Hamzaoui, École nationale Supérieure d’Informatique Algiers, New York University Abu Dhabi, Algeria, ji_hamzaoui@esi.dz; Shu Ishida, University of Oxford, United Kingdom, shu.ishida@oxon.org; Jabez Magomere, University of Oxford, United Kingdom, jabez.magomere@oii.ac.uk; Lauren Crais, University of Oxford, United Kingdom, lauren.crais@law.ox.ac.uk; Aya Salama, Microsoft Egypt, Egypt, salamaaya@microsoft.com; Tejumade Afonja, CISPA Helmholtz Center for Information Security & AI Saturdays Lagos, Germany & Nigeria, tejumade.afonja@cispa.de.

media ecosystem [86, 97]. These models are being integrated into creative design [64, 90], user experience design [73], and content production software (such as PowerPoint Designer and Canva) to facilitate the process of generating images based on text prompts [29, 72]. However, T2I models have documented shortcomings when it comes to creating images of people and objects from socially marginalised groups [86, 97]. These failures can be traced back in part to the web-scraped training datasets used in model development [16, 111].

Scraping the Internet for training data is an inherently limited approach for developing fair and robust GenAI systems, as the content available on the Internet is heavily skewed towards the Global North and reflects existing social, political, and economic power structures [58, 79]. Additionally, the tools used to scaffold the scraping process and filter results into a usable format, such as CLIP [99], tend to systematically remove content from under-represented groups, leading to the further narrowing of dataset ontology [57]. Further, these models tend to *fail* in filtering out harmful content such as stereotypes, racist and ethnic slurs, and other extremely problematic content [17]. The relative (and manufactured) scarcity of data representing the experiences of socially marginalised groups results in poor GenAI model performance: these groups are often misrepresented or not represented at all in generated images [35, 80, 97]. These values are, in turn, baked into the encodings of the models during training, and are then reflected in the machine learning (ML) models' output [15].

ML researchers attribute poor model performance in this context to the “long-tailed” nature of data [81]. The term “long-tailed” refers to the relative scarcity of data that attempts to capture the experience of socially marginalised groups, as compared to the overall distribution of training data. To counteract these limitations, ML researchers are actively investing in efforts to engage socially marginalised groups in contributing to datasets used to train large models [68, 100, 115].

While significant strides are being made towards building more representative datasets alongside socially marginalised groups [81, 115], the human and socio-technical processes of dataset curation are rarely documented in ML literature. In our paper, we use frameworks developed in computer-supported cooperative work (CSCW) literature to reflexively analyse our process of co-curating WORLD WIDE DISHES (WWD), a large-scale image-text dataset of dishes from local cuisines compiled through participatory crowdsourcing.

We take inspiration from CSCW scholarship that investigates the labour underpinning large-scale systems and shift the focus from the dataset as the final product to the *data work* involved in its creation [107, 109]. We use infrastructuring as an analytical lens to draw attention to the labour involved in the participatory collection and categorisation of cultural data. We show how participatory ML places labour and infrastructure demands on (1) local communities, putting them in a sometimes unfair bind: perform the burdensome data work or have representation excluded from model ontology and on (2) ML researchers/developers: make the significant infrastructure investments needed for participation and local engagement to be translated into model ontologies.

We document the components of the data work involved in building the WWD dataset. We first present the technical system we built to facilitate the data collection in §5. In §6, we present our reflections on the process of deploying our data collection system with community members to answer our research question: *How can researchers collect cultural data using a bottom-up, community-led approach?* Our reflections are based on field notes and post-mortems created by the WWD research team throughout and following the development of the WWD dataset. In our discussion in §7, we reflect on how tensions that emerged during the data work were manifestations of deeper structural issues within the AI/ML development pipeline. We then critically assess the choice with which marginalised communities are often presented: participate in data collection efforts to improve how GenAI systems depict them, or have their

representation excluded from model ontology. §8 presents suggestions for how future research efforts can build the infrastructure to support data work.

Through our case study, we demonstrate that participation and local engagement require infrastructure. This infrastructure does not just appear. It must be invested in and created. We build upon existing efforts in fair ML by leveraging a participatory approach to data collection for GenAI systems that engage community members as active architects of the dataset. We extend existing critiques of participatory methods that identify the burdens of participation [14, 94] by demonstrating how these burdens play out empirically. Our work contributes to the CSCW literature by (1) providing empirical evidence of how the burdens of participation are shifted onto communities when building datasets that accurately encode localised knowledge and (2) surfacing the infrastructures that are required to translate participants’ knowledge into datasets and subsequently into models.

2 LITERATURE REVIEW

We identify how bias manifests in ML systems, particularly in T2I generative models, as well as corresponding efforts within the ML discipline to mitigate these biases. We then turn to popular bias mitigation strategies in ML. Shifting to social computing literature, we trace the role of datasets as infrastructures in encoding and perpetuating biases. Finally, we identify how participatory approaches have been applied in ML to mitigate biases in datasets. We point to existing work in CSCW that documents the double-edged nature of participatory approaches: participation can be burdensome. Our paper builds upon this foundation to demonstrate how achieving the benefits of participation (e.g., alignment and meaningful shifts in power) requires attending to the invisible labour of building infrastructures for participation.

2.1 Bias in machine learning

ML has many applications in technology used in the modern world, such as search engines, image captioning, and content generation. ML models, including those responsible for content generation, produce biased outputs [4, 10, 28, 59, 79]. The origins of biased outputs can often be traced back to biases reflecting societal structures—such as cultural norms, historical inequalities, and dominant power dynamics—that establish the normative values guiding dataset curation, model development, and evaluation practices [17, 20, 28, 54, 106]. Many biases in ML manifest in the real world, with real-world implications. For example, many non-white Uber drivers report being locked out of their apps and unable to work when the facial recognition systems used by Uber to conduct random “identity checks” fail to recognise their faces [125]. Model failures can occur due to insufficient evaluation before release and/or these real-world conditions being difficult to produce in an evaluation setting [18, 39, 41].

While there are many ways to define bias in ML (e.g., [67, 83, 114, 126, 127]), in this work we are particularly concerned with the representational and quality of service harms as defined in [126, 127] and [36, 113], respectively. Representational harms are evident in how people, groups, and their heritage are presented and perceived. Quality of service harms typically manifest downstream in a real-world circumstance (for example, someone prompting a T2I model at home) and stem from a physical manifestation of representational harm. For example, people with visible disabilities experience representational harms when T2I models are unable to create accurate and dignified representations of their physical bodies [80].

Previous studies have focused on bias at the axes of gender and occupation [10, 54, 106], race and gender [32, 129], and the medical domain [52, 130]. In our work, we follow calls by Weidinger et al. [127] to expand the scope of bias investigations to other intersectionalities, such as the representation of cultural objects from diverse regions. The WWD project was therefore initiated in response to this call to investigate and mitigate ML biases in diverse contexts such

as culture. Extensive work has been done to understand the scope in which cultural biases exist, and even to what “culture” can refer. Adilazuarda et al. [3] unpack definitions of culture used in the extensive literature related to bias investigation in large language models. In this work, we use the term “culture” to mean “cultural heritage” as defined in [3, 19]. We intentionally chose food as a lens into culture because food is a salient cultural artefact. Food is shaped by a region’s history, geography, and even religious symbolism. Intangible cultural heritage is considered a “mainspring of cultural diversity” and the social practices and rituals around food are so deeply intertwined with culture that they are recognised as “intangible cultural heritage” under UNESCO’s Convention for the Safeguarding of the Intangible Cultural Heritage.¹

In this paper, we are primarily interested in T2I models, a type of GenAI model that generates novel images based on a user prompt. GenAI is a term used to describe ML models that produce audio [22, 69], visual [60, 102], and/or written [1, 123, 124] content. This type of AI is contrasted with methods of image classification [38, 74], prediction models (e.g., weather forecasting [70]), and reinforcement learning [121] because of its ability to *generate new content* based on learned associations from training data. We focus particularly on T2I models and their implications in contributing to cultural erasure through stereotyping, misaligned values, and inaccurate outputs.

2.2 Mitigating bias in machine learning through crowdsourcing representative datasets

Social computing scholars have identified the role of datasets in encoding bias that ML systems then reproduce [27, 49, 65, 107–109, 122]. In recent years, fairness in ML researchers have made significant efforts to construct datasets that are more representative using crowdsourcing methods [105, 115]. Crowdsourcing knowledge tends to take on two forms: a top-down model where raters and annotators are contracted through a centralised body [85], and a bottom-up model that directly engages community members in the data collection.

Top-down models of crowdsourcing to build more representative datasets include work such as [11, 62, 104], which pursued diverse and representative samples from the Majority World.² The ORBIT computer vision dataset [81] demonstrates how top-down models can engage in the ethical sourcing of data contributors, as it involves annotators from Enlabeler (Pty) Ltd,³ a company that empowers its employees by offering technical skill development alongside their data annotation work. While top-down data collection can be efficient and more easily implemented at scale, it excludes the many perspectives of people who do not work as data annotators [50]. Moreover, top-down data collection efforts typically dictate to data contributors what an acceptable submission looks like, without room for bottom-up feedback [84]. Contributors in top-down models can be flagged for fraudulent behaviour if the company overseeing data collection suspects that multiple people share an account, a common practice in households where there may only be one computer available [63, 95]. In contrast, bottom-up and community-based data collection broadens the range of people who can contribute and can empower more people not only to share cultural artefacts, knowledge, and expertise but also to help shape the parameters of their own participation [14, 37, 40]. We characterise bottom-up, community-based crowdsourcing as efforts that allow for any community member to engage (e.g., they do not need to be formally employed as a data crowd worker), make space for community contributors to actively shape parts of the research process (e.g., they may take part in decisions about what kinds of data should be collected), and tend to—in large part—be volunteer-based.

¹<https://ich.unesco.org/en/convention>. This is the primary international legal instrument in the field.

²The term “Majority World” is a deviation from the more commonly used literary term “Global South.” We have chosen to use “Majority World” to highlight that the majority of the populations with which we engage come from these regions.

³<https://www.enlabeler.com/>

Community-based crowdsourcing has great potential to reach people in the community and to gather local knowledge. For example, the AYA dataset from Cohere’s research lab [115] presents a framework for large-scale community data collection. Their collaborators spanned 119 countries and were able to create a multilingual text dataset comprising 513 million instances across 114 languages. All their systems have been open-sourced. In 2020, V et al. [48] introduced Masakhane, which is an ongoing open-source, continent-wide, online research effort for machine translation for African languages. Masakhane has also consistently demonstrated ethical participatory research design for machine translation and natural language processing in Africa [2, 88, 91]. While efforts such as AYA and Masakhane make significant strides in producing datasets with diverse community-based input, both research efforts foreground the dataset as the primary artefact of interest. In our contribution, we aim to build upon the precedent set by bottom-up crowdsourcing efforts by calling attention to the processes and complexities—such as designing accessible infrastructure to support data collection and working with communities to build trust and rapport—throughout the data collection process by which these types of datasets are created.

2.3 Infrastructures for dataset construction

Infrastructure is the foundation underpinning any large-scale system; it is the underlying substrate that is embedded in action, tools, and built environments and takes on significance in relation to organised practices [103, 117, 118]. Infrastructure can take the form of datasets [24] that classify information and are subsequently used to create and reinforce categorisations. For example, FairFace, a large-scale labelled image dataset, is an infrastructure that has been used to determine what counts as a face in an image—but, crucially, relies on perceived gender and race labels [66]. Datasets, like all infrastructures, are socio-technical; information does not naturally fall into classifications [23, 24, 117]. Instead, data must be produced by humans who make subjective decisions about what deserves to be counted and how it should be classified [40, 42]. This necessarily means that datasets are value-laden: they are imbued with the values of their designers and the larger social contexts in which they were created [43, 103, 109, 117].

However, the value-laden nature of datasets often remains unseen until breakdowns—disruptions between expected and actual outcomes—occur [13, 77]. Critical computing scholars have demonstrated the value-laden nature of datasets for ML by leveraging *infrastructural inversion* as an analytical tool to trace breakdowns back to incongruences between designers and users [27, 109, 110]. For example, the Gender Shades study leverages infrastructural inversion to surface the social values and power dynamics underlying image datasets by tracing the poor performance of facial recognition systems on Black women’s faces back to image datasets that lacked adequate and accurate representation of marginalised groups [27]. The lack of adequate and accurate representation of marginalised groups in these datasets reflects a lack of value for these identities—they were overlooked in dataset creation.

Accounting for diverse values in dataset creation requires labour [107, 109]. As Scheuerman et al. [109] points out, the data work that goes into developing a dataset is often “silenced”, which results in a lack of incentive structures to center, support, and document the labour that goes into dataset creation. In our paper, we leverage infrastructure studies to call attention to the invisible labour that underpins the creation of large-scale systems and the subsequent implications for the *kinds* of values that then get embedded into the resulting system.

2.4 The pitfalls and potentials of participation

Recognising the limitations of top-down designed datasets, ML researchers have begun a *participatory turn in AI* in an effort to construct datasets that represent a wider range of values and identities [14, 31, 37, 120, 132]. Participation is thought to enable better alignment of system performance with end-user expectations, as impacted communities

would be involved in shaping the values of the ML systems [37]. In other words, communities would be empowered as co-designers of the ML systems that impact them. However, the majority of participatory AI efforts fall short of their promises to support meaningful participation among stakeholders in the design process [132]. Researchers argue that inadequate attention is paid to shifting power away from systems designers, who are often the primary beneficiaries of improved model performance, and towards participants who could benefit by ensuring models accurately represent them and encode their values [14]. While participatory AI is a relatively nascent subfield within the ML community, participatory design is a research tradition that has existed for decades in social computing [5, 21]. In our contribution, we draw upon lessons from participatory design in CSCW to demonstrate how these methods can be applied to achieve meaningful power shifts between researchers and communities.

CSCW has a long and rich history of leveraging community-based participatory research (CBPR) methods to center socially marginalised groups’ epistemologies in the design of technology [6, 25, 55, 71, 94, 119]. CBPR is used as a method to mitigate the power imbalances between researchers and communities by empowering community members to shape the trajectory and design of research projects [101]. For example, Asaro [5] documents how, in light of impending technological changes in the workplace, workers themselves were invited to participate in the design of those technologies and thus had the power to shape the impacts of these technologies on their well-being. Harrington et al. [55] considers the role of research setting on community access, and therefore the accessibility of participation for targeted groups. In CBPR, practitioners strive to overcome their status as outsiders by building trust through affective and moral connections with community members [71, 82]. Taken together, CBPR literature overwhelmingly stresses the need for researchers to become imbricated with the communities which they are studying—through building these relationships, they become invested in the outcomes of the research from an insider, community member perspective.

While participatory methods have the potential to give communities a greater say over the design of technology, many of these efforts fall short in meaningfully shifting power from the researchers to the researched [17, 92, 132]. Participation takes work on behalf of communities. Pierre et al. [94] documents how communities assume the “epistemic burden” of producing data about their lived experiences in participatory research efforts [94]. Finally, some scholars have critiqued the tendency of efforts to include socially marginalised groups as inherently “othering” [44]. In our contribution, we draw upon the rich tradition of CBPR in CSCW literature to apply methods to build datasets more equitably. In particular, we attend to how research infrastructures can support the work of constructing the field site, building relationships with community members, and making room for meaningful community participation in the research design process [71].

3 HISTORICAL ORIGINS OF ‘LONG-TAILED’ DATA IN MACHINE LEARNING

T2I systems perform poorly when creating images of socially marginalised populations, such as people with disabilities or cultural objects from the Majority World [35, 80, 97]. ML researchers attribute poor model performance on these topics to the *long-tailed* nature of data about socially marginalised groups: models struggle to learn meaningful patterns and produce accurate, fair results because long-tailed data comprise a negligible portion of the training instances [81, 133].

Data from socially marginalised groups are less likely to be preserved in a digitised format and available on the Internet [89]. Additionally, these data are systematically screened out of training datasets by state-of-the-art filtering models, such as CLIP [99], which are biased towards including data from and about Western cultures [57]. Researchers use filtering methods such as CLIP to curate datasets in the first place to improve model quality by removing noisy, irrelevant, or potentially harmful content, aiming to optimise the relevance and accuracy of the data for the model’s intended use [47]. However, these filtering methods often encode and amplify existing biases, leading to datasets that

inadvertently exclude non-Western cultures and marginalised groups. Ironically, while these filters are designed to protect against inappropriate or harmful content, they sometimes fail to remove problematic material such as foul language, racism, and harmful stereotypes [17]. This inconsistent filtering reinforces disparities in representation and increases concerns about the long-tailed nature of the datasets.

The root causes of the long-tailed nature of data about socially marginalised groups are intimately intertwined with social, political, and economic histories. In other words, the systemic inclusion from, and misrepresentative nature of, datasets is not solely a product of technical failure. Rather, it is a manifestation of societal values contributing to choices made about whose cultures are preserved, and whose are erased. [8, 9, 24, 26, 30]. For example, the exclusion and flattening of unique cultures from the African continent in digital media can be traced back to colonial regimes that sought to erase and thereby dehumanise the people living on the continent [46]. During colonial times, power structures meant that the historical record was kept by Europeans colonising the continent [24]. In an attempt to justify their actions, there was a systemic flattening and dehumanisation of the lived experiences of those they sought to subjugate on the African continent. Colonial classification regimes flatten important cultural and geographic differences [33, 34, 96]. Borders were drawn without regard for existing complex social and ethnic groups, and the subsequent oppression and power dynamics involved in recording history lent themselves to a systematic erasure of distinct experiences [24]. More recent depictions of Africa in the international media and popular culture have made little attempt to capture its deeply complex and rich landscape [46].

Acknowledging the core reasons for this type of flattening, WWD explicitly seeks to counteract it through on-the-ground community consultation and collaboration. The granularity required to capture a region’s knowledge is most likely best understood through extensive consultation with communities with lived experiences in those regions. For example, borders may not provide the best guide for demarcating cultural boundaries, and a representation of “Kenya” or “Nigeria” may not be granular enough when we consider the distinct cultural groups within these borders. Some borders may also be misleading: for example, the Semliki River has changed course numerous times in the past few decades, meaning that some cultural groups have found themselves flipping between national identities of Uganda and the Democratic Republic of Congo, depending on a naturally evolving geographical marker [46].

We present the African continent as an example to explain the deep-rooted causes of and potential for the type of cultural erasure that exists across the globe. WWD and the infrastructure developed therein seeks to counteract this erasure by encouraging data submissions from around the world in a granular manner, going beyond national representation but explicitly requesting fine-grained regional details. These details and nuances can be easily overlooked without community expertise. The individuals that we engaged are reached primarily through social networks. In the coming sections, we expand on this process and share insight into how submissions from different regions within a country were encouraged.

4 METHODS AND ANALYSIS

Our study aims to map out the process of building a dataset of cultural objects—specifically food—through a bottom-up, community-led approach.

Planning, building, and deploying the system that resulted in the WWD dataset was a process that occurred over 12 months. In November 2023, the first and seventh through ninth authors of this paper decided to build WWD to investigate how cultural bias in ML manifests in generated images of food. The research activities conducted as part of the development of WWD were approved by the first author’s IRB. All the authors of this paper, except the second author, were involved with the development of WWD. These authors took extensive field notes about their interactions

with data contributors throughout the process. After the process of building WWD concluded, the authors shared field notes and post-mortem reflections with the second author, who is a social computing scholar. The second author was invited onto this project by the first author, who wanted to engage with the social computing field to highlight the processes underpinning the development of the WWD dataset.

We also present a system overview of the WWD technical infrastructure in §5 to give readers a better understanding of how the data collection process functioned. Below, we provide more detail on the researchers who provided reflections on the development of WWD, our positionality, and our analysis methods.

4.1 The original WORLD WIDE DISHES research team

All authors, except the second author, were members of the original WWD research team. The original research team comprises 11 researchers from academia and industry and one independent researcher (12 total). The large majority of the original research team is from countries in Africa, has spent the majority of their lives on the African continent, and remains deeply involved in the African ML community (see table 1 for an overview of team members and their respective positionalities). Of the 12 members of the original WWD research team, nine participated in the post-mortem reflection process for this paper.

4.2 Positionality

We interrogate our positionality as researchers to contextualise how we approach the design and development of WWD as well as how we interpreted data from field notes and post-mortem reflections. Nine of the ten authors on this paperwork are in the computing space, with all of the authors except for the second and eighth working in the ML field. The second author was brought onto this project for their experience in writing for social computing venues and the eighth for their extensive knowledge in cultural heritage studies. All the authors, with the exception of the second, sixth, and eighth, are deeply engaged in the African ML Community. The first, third through sixth, and ninth and tenth authors are all from countries in Africa and have only recently (e.g., in the past few years) left the continent to pursue their under- and postgraduate studies. These authors maintain strong ties with their communities in their country of birth and tap into those community networks to collect the data that comprises the WWD dataset.

We acknowledge that our cultural identities fundamentally shaped how we approached building WWD and coloured our analysis of post-mortems. Many of us acted as gatekeepers to the communities where data contributors resided. We actively shaped the data collection process for WWD to be compatible with the cultural norms and values we, as members of these communities, knew were important. Simultaneously, we maintained open channels of communication to engage with feedback from the community to allow us to reflect on the values. Our reflections are impacted by our identities as both members and researchers of these communities.

4.3 Analysis

All the authors of this paper, except the second author, provided field notes they took throughout the development of WWD and post-mortems, in the form of audio recordings and written reflections. The authors created a shared document with all the field notes and post-mortems and collaboratively coded the data using an approach informed by grounded theory. The first and second authors coded field notes and reflections from the three of the team members. Then, they conducted a card-sorting exercise to arrive at an initial set of high-level themes. The first and second authors shared the high-level themes back with the remaining authors on the paper to get their input and agree upon a coding

Table 1. The original World Wide Dishes team, and their corresponding positionality.

Code	Background	Involvement in the African ML community	Research Institution	Community Ambassador	Duration of involvement
O1	Health Sciences and Machine Learning	Deep Learning Indaba	University of Oxford	South Africa	12 months
O2	Law and Cultural Heritage Studies	-	University of Oxford	United States	11 months
O3	Engineering and Machine Learning	-	University of Oxford	Japan	11 months
O4	Computer Science and Machine Learning	Deep Learning Indaba	University of Oxford	Kenya	11 months
O5	Mechanical Engineering and Computer Science	AI Saturdays Lagos, Deep Learning Indaba	CISPA Helmholtz Center for Information Security	Nigeria	8 months
O6	Machine Learning	Deep Learning Indaba, Deep Learning IndabaX Egypt	Microsoft	Egypt	8 months
O7	Mathematics and Computer Science	Deep Learning Indaba	Independent Researcher	Sudan	8 months
O8	Mathematics and Computer Science	Deep Learning Indaba, Deep Learning IndabaX Cameroon, KmerAI	Conservatoire National des Arts et Métiers	Cameroon	8 months
O9	Machine Learning	Deep Learning Indaba, African Computer Vision Summer School	DAIR, McGill & MILA	South Africa	7 months
O10	Computer Science and Machine Learning	Deep Learning Indaba, Deep Learning IndabaX Algeria	École nationale Supérieure d'Informatique Algier	Algeria	7 months

scheme. Finally, the first and second authors coded the remainder of the field notes and post-mortems according to the agreed-upon coding scheme to result in the four main themes we present in §6.

Because WWD is a socio-technical system, we also provide an overview of the digital infrastructure underpinning the data collection process in §5. We then illustrate the human labour involved in operationalising this digital infrastructure to build a dataset of cultural objects from the bottom up in §6. To answer our primary research question, *How can researchers collect cultural data using a bottom-up, community-led approach?*, **we present four dimensions of data work: (1) building trust with communities, (2) making participation accessible, (3) recognising the produced nature of data, and (4) attending to the relationships between culture and food.**

5 THE WORLD WIDE DISHES SYSTEM

The WORLD WIDE DISHES SYSTEM is an infrastructure for building the WORLD WIDE DISHES DATASET. The WWD DATASET consists of local dishes from around the world built with input from community Contributors who interact with the WWD SYSTEM by sharing personal, local knowledge of the dishes they attribute to their own home(s) and

culture(s). For each dish, we include the name of the dish (in both the local language and English), the country of origin, the region of origin, the associated culture, the time of day at which the meal is eaten, the type of meal, the utensils used, the drinks that accompany the meal, any special occasions when the meal is eaten, the ingredients, the recipe, and the image of the dish if available.

In this section, we describe the stakeholder groups who interacted with the WWD SYSTEM. Interactions included the construction of the underlying architecture as well as the WWD DATASET.

5.1 How stakeholders interact with the WORLD WIDE DISHES SYSTEM

Three key stakeholder groups interact with the WWD SYSTEM: Core Organisers, Contributors, and Community Ambassadors. The stakeholder groups are not mutually exclusive; for example, some Community Ambassadors were also Contributors. See table 2 for an overview of the stakeholder groups, participant counts in each group, and geographic regions represented within each group. Below we describe how each stakeholder group interacted with WWD and with each other.

Table 2. **Stakeholders.** We indicate the demographics for the stakeholders associated with the projects.

Stakeholder	Role	Participant count	National identities by continent	Age range
Core Organisers	the central organising team that coordinated the development and execution of World Wide Dishes. Core Organisers were also Community Ambassadors and Contributors	12	Africa, Asia, North America	-
Contributors and Community Ambassadors	These roles often overlapped, with Community Ambassadors supporting amplification of the WWD and Contributors submitting dishes	162	Africa, Asia, Europe, North America, South America, Oceania	19-62; Mean=31.5±8.78

Core Organisers: Began the initiative to build WWD. They created the data collection process, front-end WWD project website, and back-end database, as well as the data processing pipeline.

Contributors: Accessed the WWD data collection form via the WWD project website and provided cultural knowledge about each dish submitted through the form. Contributors also provided feedback on other entries by other Contributors.

Community Ambassadors: Distributed the WWD webpage to and through their social networks to solicit contributions. Community Ambassadors hosted focus groups and sometimes filled out the data collection form on behalf of Contributors who faced issues with submitting the form themselves. Community Ambassadors assisted Contributors with translations if needed to ensure submissions were in English. Community Ambassadors often acted as Contributors, submitting dish information to the WWD data collection form. Additionally, Community Ambassadors served as a communication channel between the Contributors and Core Organisers, surfacing Contributor concerns as they arose and communicating subsequent actions by the Core Organisers back to the Contributors. Finally, Community Ambassadors assisted in the data processing stage.

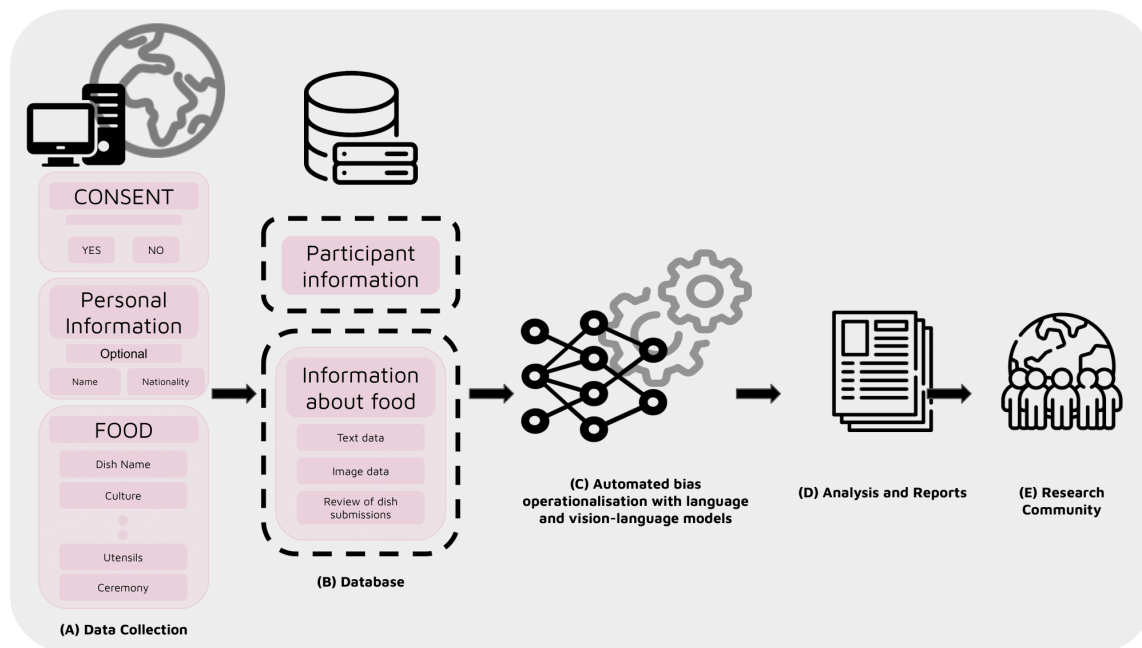


Fig. 1. **Overview of the World Wide Dishes flow.** (A) A Contributor accesses WWD through a web browser. They consent to be a research participant and decide whether to create an account or proceed as a guest. They then fill out the data collection form with information about themselves and the dish they submit. (B) The submission is then stored in the WWD database. We store Contributors' information separately from the dish information to preserve their privacy. (C) The full database containing dish information is then used to operationalise bias investigations into generated text and image content using other vision-language and language models. (D,E) A report then is generated from the automated bias testing and the survey responses and then made public. All icons in this figure were downloaded from Flaticon. For proper attribution please see C.

5.2 WORLD WIDE DISHES SYSTEM architecture

The WWD SYSTEM is a web application (Figure 2) built with Django⁴ and hosted on Google Cloud Platform, with a PostgreSQL database for storing submissions and Google Cloud Storage for storing image files. Figure 1 presents an overview of the system components. The backend processes which handle data collection, storage, and processing are described below.

5.2.1 Data collection. The questions asked in the data collection form were collated in consultation with experts on food and cultural heritage, as well as feedback from community members, and a desire to capture as much metadata as possible to highlight regional differences in dishes. Food as a cultural object moves easily across borders and therefore the same dish may exist in more than one place—but the customs or range of ingredients associated with it may differ with changes in geography or the passage of time. The questions were therefore designed to give Contributors the opportunity to provide as much local nuance as possible. We present a list of data collected below.

- (1) Data collection involved an online form (see appendix B for the questions and table 3 for the data points).
- (2) Request to upload a non-generated image of food from personal records (shared with consent to distribute for research purposes).

⁴<https://www.djangoproject.com/>

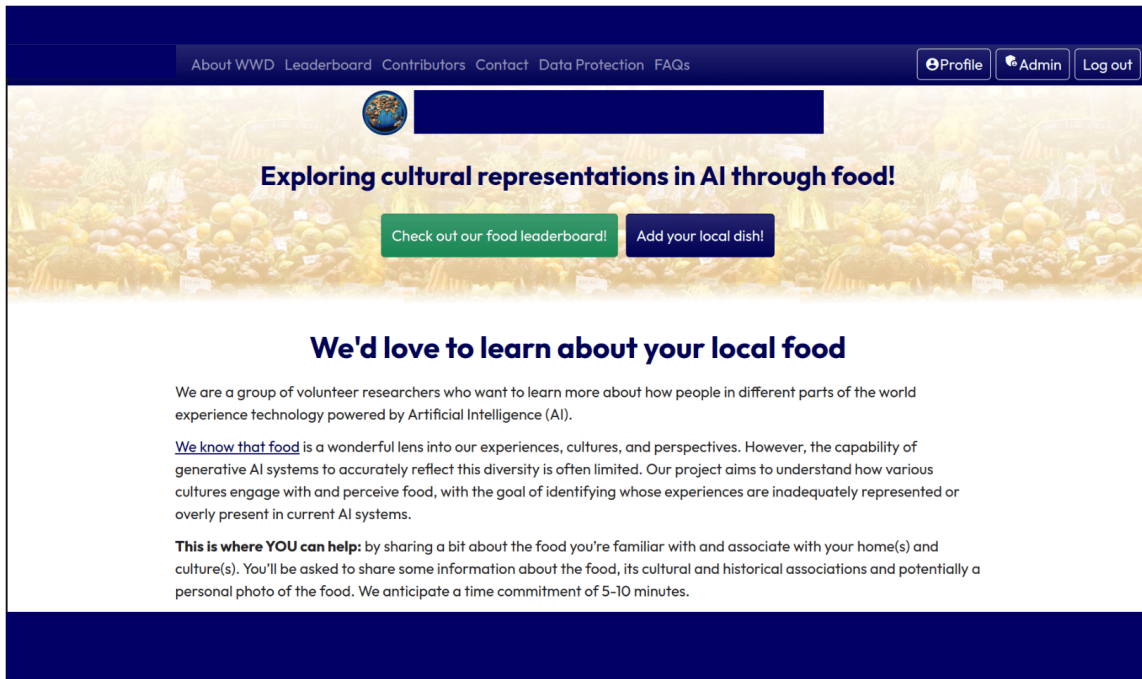


Fig. 2. **Front page of the World Wide Dishes website.** Two call-to-action buttons were placed at the top of the page to encourage participation from site visitors. The 'Check out our food leaderboard' button takes site visitors to the leaderboard table, while the 'Add your local dish' button guides visitors through the data entry flow.

- (3) Questions about food.
- (4) Submission of dish name was encouraged in the local language, with a translation / phonetic equivalent included.
- (5) English was encouraged, but concession was made if a translation for an ingredient didn't exist/wasn't known, e.g. cassava as an ingredient / sadsa as a dish.
- (6) Associated customs and information about the dish were collected: time of day eaten, utensils, ingredients, associated celebrations/events, online recipe, freeform general information.

5.2.2 *Recruitment and engagement strategies.* The system is built for easy sharing on social networks, prioritizing cross-browser compatibility, responsiveness, and a lightweight design to ensure accessibility on a wide range of devices. All information about the project and the data collection is available on the website. Recruitment involved many social networks, including through existing communities such as AYA,⁵ Masakhane,⁶ the Deep Learning IndabaX network,⁷ AI Saturdays Lagos,⁸ and OLS.⁹ Posts were also placed on a mailing list to encourage engagement.

Engagement was explicitly encouraged through the promotion of a submission leaderboard (see fig. 3), which displayed the number of dish submissions and contributors received from each region. This was done in an attempt to gamify the experience and build excitement and fun. The leaderboard was promoted during recruitment outreach.

⁵<https://aya.for.ai/>

⁶<https://www.masakhane.io/>

⁷<https://deeplearningindaba.com/2024/indabax/>

⁸<https://aisaturdayslagos.github.io/>

⁹<https://we-are-ols.org/>

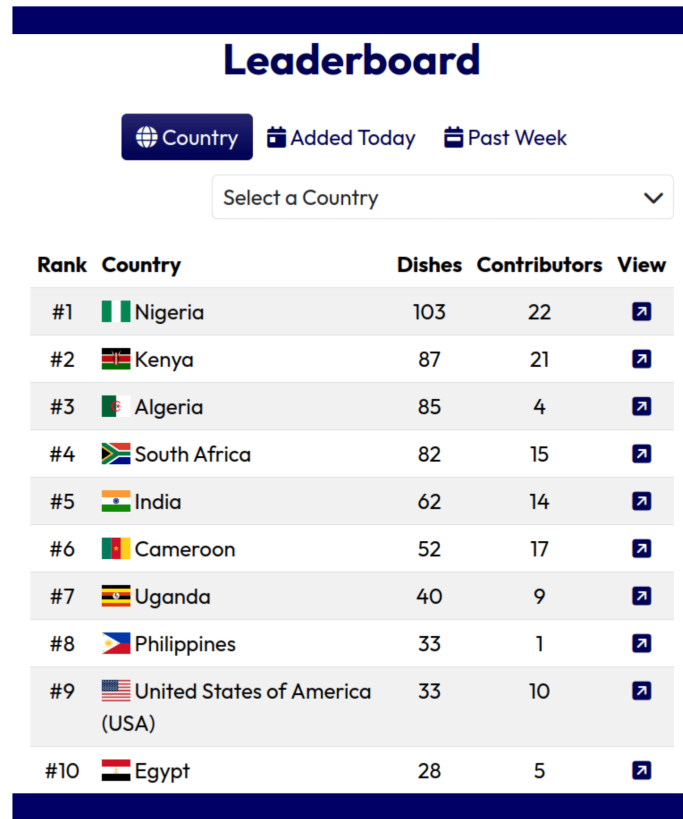
Table 3. Data collected through the **World Wide Dishes** contribution form

Question	Data entry
Image and caption	Image upload and text caption
Dish name in a local language	Short text
Name of local language	Short text
Country / countries	Dropdown and free text
Region	Free text
Attribution to a specific cultural, social, or ethnic group	Free text
Time of day eaten	Multiple choice
Dish classification	Free text or dropdown
Components, elements, and/or ingredients	Dropdown and free text
Utensils	Free text
Accompanying drinks	Free text
Association with a special occasion	Multiple choice
Recipe	URL
Any other comments	Long-form free text

5.2.3 *Data storage.* The collected data is stored in two sections: the dish data, which has been made public and is completely anonymised, and the personal data, which has been collected and stored according to the terms agreed by the ethics review. We collected names, ages, and national identities, and also accepted anonymous submissions. Names were only used when explicit consent was given to acknowledge contributions publicly. Age and national identity data were required to help us understand the demographics of people submitting to WWD. Approval for data collection and the subsequent research study was obtained from the Departmental Research Ethics Committees of the Computer Science Department at the University of Oxford (reference: CS_C1A_24_004). Notably, the ethics review required us to collect age data, as Contributors had to be over the age of 18 to participate; age data was therefore collected even if the Contributor otherwise submitted dish data anonymously.

5.2.4 *Data processing.*

- (1) **Data cleaning** Core Organisers lead the data cleaning process to remove duplicate entries within countries and to standardise data entry (i.e. uniform descriptions of regions in a country and language). Core Organisers consulted Community Ambassadors when needed.
- (2) **Translations** Entries were primarily in English, except for some dish names and ingredients without known English translations. For submissions made by French-speaking Contributors from the Democratic Republic of Congo, and to make concessions for accessibility, the Core Organisers accepted these specific entries and translated them with an open source machine translation system and a Core Organiser who is a native French speaker audited these results.
- (3) **Removal of images with uncertain licences** by Core Organisers involved the removal of any uploaded images whose licence could not be verified. Accepted images came from royalty-free sites that did not prohibit their use in machine learning, had an accompanying Creative Commons licence, or had been taken and submitted by a Contributor with explicit permission given for it to be used for research purposes.



The screenshot shows a 'Leaderboard' interface with a dark blue header. Below the header, there are three filter buttons: 'Country' (selected), 'Added Today', and 'Past Week'. A dropdown menu is set to 'Select a Country'. The main content is a table with the following data:

Rank	Country	Dishes	Contributors	View
#1	Nigeria	103	22	View
#2	Kenya	87	21	View
#3	Algeria	85	4	View
#4	South Africa	82	15	View
#5	India	62	14	View
#6	Cameroon	52	17	View
#7	Uganda	40	9	View
#8	Philippines	33	1	View
#9	United States of America (USA)	33	10	View
#10	Egypt	28	5	View

Fig. 3. Screenshot of the World Wide Dishes Leaderboard showing the top 10 countries by number of dishes, the total number of contributed dishes and contributors per country.

- (4) **To augment the image data**, Core Organisers solicited additional royalty-free and/or Creative Commons images of the submitted dishes from the Internet and consulted Community Ambassadors for their assessments of the images' accuracy in depicting the submitted dishes.
- (5) **Inconsistencies in submitted data were handled by consulting Community Ambassadors** where possible, and Community Ambassadors consulted with other Contributors as needed. However, we aimed to collect lived experiences around the world and so we did not make any efforts to police a 'ground truth' for each dish, or assign an 'origin' or 'authenticity' to any dish. Multiple nations or cultural groups can share the same dishes, for a wide variety of reasons including historical trade routes, war and occupation, the redrafting of political borders without regard to cultural borders, and migration patterns. Our task was not to make judgments about cultural 'ownership' of the submitted dishes. Instead, the data collection asked participants to offer dishes from their own lived experiences and personal backgrounds, so we expected to see similarities across borders, as well as some reasonable regional and preference variations of the ingredients of dishes within and across borders.

6 BUILDING WORLD WIDE DISHES: LESSONS FROM THE FIELD

Building the WWD DATASET was a process that took over seven months, and involved 12 Core Organisers and more than 170 Community Ambassadors and Contributors. Some of the Core Organisers also acted as Community Ambassadors (see table 2 for the regions for which each Core Organiser served as a Community Ambassador). The process of launching the WWD data collection effort involved a beta-testing stage to solicit an initial round of feedback from community members about the data collection instrument and process, as well as hosting ongoing focus groups with Contributors to surface issues with data donations. Through systematic analysis of post-mortems and field notes from the Core Organisers, we identify four key elements of the process to build WWD that ultimately made this a successful effort: trust within the community, accessibility of participation, attention to the production of data, and understanding the relationship between food and culture. Below, we reflect on and surface how the WWD dishes project supported each element.

6.1 Building trust and leveraging existing social networks to access community members

Collecting long-tailed data requires accessing and connecting with underrepresented populations who tend to be “hard to reach.”¹⁰ Obtaining this access typically requires working with community gatekeepers who can serve as intermediaries between the researchers and community [44, 71]. However, the presence of a community gatekeeper in a project does not in itself resolve ethical questions around shifting the distribution of power from the researchers to the researched. In building WWD, we made an intentional choice to involve community gatekeepers (e.g., Community Ambassadors) as members of the research team who shaped the data collection process, the development of the data collection tool, and the paper authorship process.

The first author, who is a researcher at a prestigious Western university, recognised that their positionality put them in a position of power as relates to the collection of cultural data from communities to which they do not belong. While they are originally from South Africa and have been deeply involved in community efforts within the African ML community, such as the Deep Learning Indaba, they felt that the WWD project must be co-led by members from communities who were contributing data. Therefore, they invited three people in their professional network who were active researchers and volunteers for local AI communities to be co-leads and co-authors on the project. Two of the three people, O5 and O7, are Nigerian, and Sudanese, respectively, and were experienced in conducting data collection efforts with communities within their home countries. As O5, O6, and O7 spread information about WWD to their networks, additional community members representing more than eight countries on the African continent signed up to be Community Ambassadors for the project. Community Ambassadors leveraged their positionality, relationships, and social capital to make data collection with communities in Africa possible.

Community Ambassadors reflected on how their previous work within the African community and being members of the local communities from which they were soliciting data donations was crucial to the success of WWD. In post-mortem reflections, O5 shared:

“As a community leader, I’ve been organizing free classes for Community Y¹¹ for over six years. Over time, this commitment has built trust within my community, reassuring people that I genuinely prioritise

¹⁰We use quotation marks to draw attention to the fact that the term “hard to reach” is value-laden. Calling a population “hard to reach” redirects attention away from the reasons why that population may be difficult for the researcher to access and instead focuses attention on the group as the problem, rather than on the institution or researcher as the potential problem. For more, see [7, 44].

¹¹Community name is anonymised for review.

our shared interests. I would like to think that this trust helped community members feel comfortable contributing to the effort, knowing they aren't being taken advantage of." O5

Community Ambassadors had established reputations within the communities from which they were soliciting data donations, enabling them to collect cultural data alongside community members who trusted their intentions.

Established methods of accessing data donors, such as cold-calling, or simply distributing the call to participate on mass broadcast social media channels (X, formerly known as Twitter; LinkedIn), were arguably less successful, even when it was the Community Ambassadors themselves who posted the call. Access to, or the ability to access, potential donors was insufficient. Instead, Community Ambassadors often had to rely on the relationships they had already established to solicit contributions. For example, O6 reported in their post-mortem that: "So, I kept sharing and sharing over social media ... but the contributions were not growing as much as I hoped ... So I reach out to people individually." As a result, Community Ambassadors tapped into their network of friends and family to solicit data contributions. However, reaching out to personal networks was not without risk.

Data contributions were not *financially* remunerated. Therefore, some Community Ambassadors shared that the lack of financial compensation made them selective in who they reached out to about the project, as they were essentially asking their friends and family to do volunteer labour. However, despite the lack of remuneration, Community Ambassadors reported that many of the people to whom they reached out shared a common desire to participate in a project that could make GenAI systems work for them:

"It's about strengthening African machine learning, it's about empowering Africans, it's about making sure that all of the AI technology works for us all, and ensuring we're part of the builders of it... so maybe through our several grassroots machine learning efforts, we can get to some kind of balance in [power] regarding whose perspectives shape the building of AI technologies." O5

Community Ambassadors controlled how they, and by proxy the larger WWD team, interacted with their communities. For example, the Core Organisers and Community Ambassadors administered WhatsApp groups within the larger WWD WhatsApp community, where they carried out conversations with Contributors in the language of the region they oversaw. Community Ambassadors had complete oversight over how they wanted to structure conversations within their WhatsApp group and enforce moderation rules that were proposed by the Core Organisers.

Community Ambassadors had a shared context with the people whom they asked to contribute data to the project: they spoke the same language as the Contributors, had previously established themselves as trustworthy, and shared similar goals for African leadership in ML projects. Building on this, we expand on the need to meet community members where they are and make participation accessible.

6.2 Make participation accessible

Engaging in bottom-up, community-led data collection requires extra efforts on the part of researchers to make participation accessible. In this project, the researchers did so by providing a more accessible informed consent process and hosting ongoing office hours to help Contributors learn how to participate and understand the goals and motivations of the WWD project. It is not enough to build a data contribution form that is "easy" to fill out; rather, researchers must invest in significant amounts of human labour to animate the data collection effort.

During beta-testing, Community Ambassadors flagged that while the consent form was accessible—in that it could be translated and read in the local language of contributors—it was not understandable. The research team had originally presented the entire consent form, as approved by their institution's ethics review board, as the first step of the data

contribution process on the WWD website. Following feedback from Community Ambassadors, the research team co-designed a concise consent form (see 4) that laid out key information about the project's purpose, procedures, and data privacy protections. The full consent form was then linked on the consent overview page (see appendix C). Upon reflection, O1 recounted that consent forms designed and approved in Western, *academic* contexts were inaccessible for the regions in which the Contributors were located. The researchers had to engage in translation of the meaning of certain terms, such as "cookies", to make informed consent accessible for all participants.

Collecting image data for ML purposes, as WWD does, is a complex process due to concerns about image ownership. Because WWD was intended to be an open-source dataset with Creative Commons licensing, all submitted images either had to have a Creative Commons license (if it wasn't an original) or be an original (e.g., taken by the contributor) photo shared with explicit permission that it could be used for research purposes. These guidelines were presented clearly on the data contribution form; however, Community Ambassadors noticed early on that Contributors were uploading images from the Internet that did not have Creative Commons licenses. As a result, the Core Organisers and Community Ambassadors began hosting regular "teach-ins" during office hours for Contributors to attend in order to learn how to properly make a data donation. O6 explained the role of office hours in making data contribution guidelines accessible to participants:

"The [office hours] helped ensure our data collection met our requirements and that contributors understood both the licensing requirements and how to properly complete the submission forms, enabling us to collect exactly what we needed for the project" O6

Office hours lowered the barrier to entry for participation by providing a space for Contributors to get help filling in the information on their submissions. Community Ambassadors recalled how Contributors would bring ideas about dishes they wanted to submit, but needed help finding an image they could use or verifying other data fields, such as utensils used and/or associated cultural ceremonies (as examples), for a dish. In these cases, the office hours attendees would work together to complete a submission collaboratively.

Office hours also served as a space for Contributors to shape the research process. Office hours attendees were encouraged to share feedback about challenges they faced in making data donations, which the Community Ambassadors then brought to planning meetings with the Core Organisers. As a result, the Core Organisers amended the data collection instrument, produced additional guidelines for participation, and refined their recruitment strategy. O1 recalls how the team wanted to follow so-called "professional protocol" and communicate through official and professional media such as mailing lists and social media. The members of the community immediately asked for WhatsApp groups.

"As a team, we tried to think through the implications—the most poignant being the lack of a boundary between our own work and professional lives by engaging with our personal WhatsApp applications. However, having already identified how important it was for us to meet the community where they were, and having had similar calls in the past through our work with established communities on the African continent, we made the commitment to host the community groups on WhatsApp, and maintain open communication between ourselves to make sure we could sustainably engage throughout the data collection process." O1

Building on the feedback received from Community Ambassadors and Contributors, the Core Organisers quickly realised how much behind-the-scenes effort was going into a single submission. Data are found through extensive consultation and effort, and the final entry on the website is a reduced form of the rich engagement that led to it.

6.3 Recognise that data are produced, not simply found

Throughout the process of building WWD, it became clear that cultural data is something that is produced through social interaction. The concept of data production is not new [24, 42]. However, it is often glossed over in ML papers that present novel datasets while only briefly discussing the data work [109] that goes into constructing a dataset. In our findings, we disrupt the assumption that a single participant in a crowdsourcing effort can submit complete information about an object of cultural significance and shed light on the myriad social interactions underpinning individual data contributions.

Contributors actively engaged in conversations with family and friends, accessing familial networks to collect the data needed for a submission. For example, O8 shared one Contributor’s anecdote in their post-mortem where the Contributor asked their friends and family to help complete data submissions:

“For the photos and information I couldn’t get myself, I asked certain resourceful people, particularly my parents and friends, to provide the photos and information about the utensils to use and the appropriate time to eat certain meals” O8, *summarizing what a Contributor told them*

While it could be argued that Contributors could simply look up dish information on the Internet to fill out their forms, this was not a viable option for many of our Contributors coming from countries where information about their regional cuisines was simply not available online. Familial networks proved to be a more reliable way to get accurate information about local cuisine. O8 recounted an experience where a Contributor in the community they oversaw encountered difficulty finding information about a regional Cameroonian dish they had grown up eating:

“For the dishes I struggled to explain, I turned to various sources for help. When possible, I looked online to see how they were made. However, for some dishes, it was difficult to find accurate information. In those cases, I reached out to my mother and grandmother, who were able to share their expertise and guide me through the process” O8, *summarising what a Contributor told them*

Community Ambassadors and Contributors alike often turned to their familial networks, especially parents and grandparents, to produce the information they needed about a dish through conversations and glimpses into the archives of family recipes. O5 recalled that during their office hours, Contributors shared stories about calling their mothers and sisters to get help filling out information for a dish: “Some [Contributors] mentioned that they reached out to their family to learn more about the native dishes they grew up eating because they realise they don’t know how to prepare them.”

Data about food, and how it is connected to a community’s culture, is not simply sitting somewhere, waiting to be harvested. Moreover, in the regions in which we were operating, there was little to no reliable information about cultural cuisines available online. As a result, Contributors and Community Ambassadors produced this data through conversations with kin. Food is deeply intertwined with cultural practices and therefore some of our Community Ambassadors chose to ground their data collection efforts in major cultural events that coincided with the data collection phase.

For example, O6 shared how they deliberately chose to revive their call for data contributions during Ramadan and Eid al-Fitr. Ramadan and Eid al-Fitr, which are major holidays for Muslims, are often celebrated with special dishes holding cultural significance that are only prepared during the holiday period. O6 explained: “Food plays a great, very important role in Ramadan and so I was very intentional about just taking pictures of whatever food we made for iftar which is the breaking of the fast.” The food that is prepared during these holidays holds cultural significance and helps tell a part of the story about a community’s values and history.

Communities are not passive data sources; these data about food were produced through social interactions and lived experiences.

6.4 Understand the relationships between food and culture

Food is complex: dishes often harbour a deeper cultural significance. For example, O6 recalled how during their experience managing data contributions from Egypt, they realised that the classification of “Egyptian food” was fuzzy at best:

“[WWD] made me more conscious about **what is** Egyptian Cuisine and the influences from other cuisines that have actually, you know, shaped what we eat and what we consider as Egyptian. As it turns out, it’s very intersectional.” O6, emphasis added

For O6, capturing data about Egyptian cuisine led them to further investigate the origins of their own cultural dishes. In the weeks following the data collection effort, they attended a session about “food as cultural currency” at the RiseUp Summit Egypt 2024 to learn more about the Egyptian cuisine through the eyes of local food experts.

O1 recalled how the fuzzy classification of dishes as belonging to a certain region impacted the data collection process:

“...depending on the region within the country [the dish] was either going to be made from the cassava plant or a kind of mielie meal. It could be the same dish but depending on the region within the same country they would have a different ingredient for the starch [element].” O1

Here, O1 identifies that even though a dish is considered “the same” and may be called by the same name across different regions, the actual ingredients in this dish differ and reflect the differing agriculture practices of various regions. These differing agricultural practices are important markers of the local ecosystems and historical practices of farming and cultivation. Therefore, in the data collection process, it became essential to deconstruct dishes into their constituent ingredients, as reflected in the data structure for WWD (see table 3 and appendix B).

In post-mortem reflections, Community Ambassadors highlighted the importance of recognising the limitations of using national borders to demarcate cultures. The granularity of representation was essential to ensuring that distinct cultures were not lumped together into a single flattened snapshot, as physical borders often do. O5 recalls how she realised that one of the three major ethnic groups in Nigeria—the Hausa community—was underrepresented in the WWD dataset. They reached out to a personal connection whom they knew was a member of that ethnic community who, in turn, helped share the website with their community.

In line with what we posited in the introduction, we reinforce the idea that the value in a dataset is not exclusively conveyed in its final form, but also through the processes of creating it. In this Findings section, we highlight the immense efforts and considerations that went into engaging with our Contributors to produce high-quality, granular data about cultural dishes. Processes such as these are slow, iterative, and very hard to scale, but they are necessary to ensure the production of high-quality and diverse datasets that we would like to see reflected in the ML systems that make use of this data.

7 DISCUSSION

WWD is a socio-technical infrastructure that supports the collection of cultural data, in the form of food, in a bottom-up community-led manner. Community members’ needs and experiences actively shaped the architecture of WWD. Our data collection platform was constructed to be compatible with the established digital infrastructure and cultural norms

of the communities we worked with. The types of data we collected (e.g., the attributes for each dish) were informed by community members who identified what was important to capture about a dish to accurately represent how the dish is prepared and consumed in their culture.

Building the WWD SYSTEM in a bottom-up, community-led manner required an immense amount of labour. Data did not simply flood in once the system architecture was built. Core Organisers and Community Ambassadors engaged in *data work*—a socio-technical process through which data about local cuisines was produced. As many social computing scholars have noted, data work is often overlooked despite its essential role in shaping the epistemology of a dataset and consequently the downstream performance of ML systems [61, 87, 107, 108].

In our discussion, we surface the tensions that occurred during data work. These breakdowns in the data work process help us to reveal deeper structural issues in the AI/ML production pipeline that confound bottom-up, community-led approaches to dataset construction. Communities facing representational harms [126] and disparities in quality of service [36, 113] face a catch-22 when participating in efforts to improve dataset coverage: They can shoulder the burden of participation or be excluded from model ontology. New technologies, particularly GenAI tools, have been proposed as a way for communities to preserve their culture representation by participating in efforts to contribute data to model training [116]. However, participation does not necessarily entail improved outcomes for communities [14]. We point to a difference in ethical frameworks between communities on the African continent with whom we worked and those of large tech companies that build and control GenAI technologies to illuminate why the promises of participation often fall short.

7.1 Tensions in data collection

Our results show that there were tensions around data collection. Specifically, issues surrounding image provenance, the accuracy of information about a dish, and the benefits of participation arose throughout the data collection process. These issues reveal deeper structural problems with the AI/ML pipeline.

7.1.1 Establishing a clean bill of data provenance. Recent efforts in participatory ML research attempt to safeguard the labour and intellectual property of community data contributors by creating dataset licenses restricting the use of the community’s dataset, which assign ownership and terms of access and use to these datasets [14, 75]. However, for the license to be effective, the data must have a clean bill of provenance. WORLD WIDE DISHES was built to be an open-source dataset with a Creative Commons license that could be used for model evaluation. As a result, the WWD dataset had to fulfil strict requirements for data quality, including ensuring that the dataset creators had a right to the images contained within the dataset. In other words, the creators of WWD must then be able to claim rightful use and ownership over all the images collected as part of the project. However, many of the images that Contributors submitted during the data collection phase were taken from the Internet and lacked proper licensing. As a result, Community Ambassadors had to engage in extensive consultation and discussion with Contributors to ensure they understood the importance of data provenance in their submissions. Contributions, where the origins of the submitted were unclear, had to be deleted, erasing bits of cultural knowledge from our dataset. Ensuring a clean bill of data provenance was time-intensive and not easily scalable. It was difficult to enforce image upload guidelines in a volunteer effort, resulting in a smaller, less representative, dataset than we would have liked. However, the rigorous process of ensuring a clean bill of data provenance for each submission enabled us to, in good faith, release our dataset as an open-source project.

The standard of open-sourcing datasets and applying Creative Commons license, while understandable, places massive burdens on small, community-led projects such as WWD to ensure clean bills of data provenance. To be clear,

we are not arguing against open-source datasets or Creative Commons licenses, but rather are demonstrating the need to build infrastructures that support and fund the labour needed to verify that data for their projects can be used. As mentioned in §3, understanding cultural nuance on a fine-grained, regional scale requires extensive (and non-extractive) consultation with community members who have the capacity to share local expertise. As such, non-exploitative and non-extractive community consultation is an important step in verifying the validity and veracity of cultural information.

7.1.2 Verifying cultural information. Collecting accurate and representative cultural data is exceptionally difficult. Cultures are not bounded by government borders and/or other manufactured systems, but rather extend across larger regions and are often the product of intercultural exchanges [53]. This makes determining the veracity of a data point in WWD almost impossible without extensive consultation with a community member with local expertise. In WWD, we sought to include as many Contributors as possible to collect a granular representation of cultural data. We accessed Contributors through our community ambassadors who had established relationships and trust with the folks they asked to contribute. Inclusion, however, can be a slippery slope [7, 44].

ML researchers continue to pursue the construction of ever more representative datasets in the name of improving model performance for *everyone* [78, 98]. Often, ML researchers have trouble accessing “hard-to-reach” populations, such as the communities we worked with to build WWD. Many recent projects have attempted to solicit engagement from “hard-to-reach” populations [68, 100, 115], yet none of these projects interrogate why these populations might be hard for researchers to access. Drawing on Benjamin’s work [7], **we urge ML researchers to consider how research institutions and industry laboratories may engender distrust within communities that have endured centuries of extractive practices by actors from the Global North.** It is essential that researchers not only endeavour to make participation accessible to members of “hard-to-reach” communities but also work towards establishing themselves as trustworthy partners in the research process, in the same way that Singh et al. [115] do this.

7.1.3 Explaining the benefits of participation. Community Ambassadors wrestled with explaining the benefits of participation in WWD to potential Contributors. Participation was not financially compensated. The research team chose not to make use of professional data centre workers¹² because the nature of the data collection process argued for prioritising organic engagement through social networks to collect perspectives from people who do not, and have not, typically contributed to Internet datasets from around the world. We purposely chose a data collection method that would enable the use of social networks and allow us to reach participants other than those employed in a data worker centre, such as older generations and those across a wide socioeconomic range. We also wanted to empower participants to involve their families in the process.

Although the research team would have preferred to individually compensate each Contributor, because WWD relies on a decentralised, global-scale data collection method, and, crucially, as of the time of data collection, normative standards and infrastructure do not exist to support such a decentralised payment process to effectively **pay data contributors**, we were *unable* to pay them. The research team explored many possible avenues for paying participants but each time came up against prohibitively expensive and logistically insurmountable barriers. For example, money transfer services such as PayPal [93] and Wise [131] were unavailable in many of the regions where WWD operates. These types of services also require that payment recipients have access to digital banking services, which many

¹²Professional data centre workers are those people employed in a centralised manner to perform data collection tasks. Their livelihood is, therefore, connected to the requirement to engage in data contribution, which does not align with WWD goals. Additionally, even had we wished to use data centre workers, we lacked the resources to which a large technology company might have access, such as the ability to engage a business outsourcing company (e.g., Enabler) to recruit and pay data workers.

within our target communities do not. In addition, some of our Core Organisers, who are from the African continent and utilise digital banking services, provided anecdotal evidence of times when their transactions were flagged for seemingly no other reason than their nationality. Infrastructures to support financial remuneration for research participants in the Majority World are simply not commensurate with the many calls from Western researchers to engage participants in these parts of the world. **Researchers must therefore build the infrastructures to enable equitable participation with communities**; in particular, researchers should investigate how to address breakdowns in participant compensation infrastructures. Other similarly decentralised efforts have remunerated contributors with material items (e.g., sweaters and small gifts) [115]. Still other researchers point to the limitations of financial compensation for participants and urge researchers to consider what kinds of remuneration would be useful given the context of their research site [56].

Despite the lack of extrinsic, financial incentives, the Contributors did exhibit some intrinsic motivation. Contributors shared many different reasons for having participated, such as wanting to make a difference in GenAI outputs, supporting a friend, or contributing to a mission and team they believed in. The majority of data contributions came from the African continent. The authors have speculated why this might be, and have wondered if there is a common focus uniting these Contributors: a central philosophy of “familyhood” and unity. This is known by different terms across the continent, including *djema’a* (Arabic), *ubuntu* (Zulu), *ujamaa* (Kiswahili), *umuntu* (Chichewa), and *unhu* (Shona). Community Ambassadors also suspected that their positionality as members of the communities from which they were soliciting data contributions further strengthened sentiments of unity among participants who saw WWD as an extension of the growing “By Africans, for Africans” movement in ML [12].

Whilst we can only speculate about why participants engaged in the data contribution process, the authors recognise the responsibility they were given to respect and honour these Contributors and to avoid extractive and exploitative practices.

7.2 Participate or be excluded: A catch-22

Cultural erasure and lack of representation are rooted in deep systemic issues that date back centuries. GenAI, especially T2I models, play an increasingly prominent role in shaping the media ecosystem. However, relying on these models to “fix” centuries of intentional cultural erasure overlooks the deeper systemic issues that will likely constrain the efficacy of these technocentric solutions. During the data collecting for WWD, Community Ambassadors often found themselves rationalising the uncompensated nature of data contributions by demonstrating that existing T2I models perform poorly when creating images of local dishes so Contributors should provide accurate data to teach the model what the dish should look like. Regardless, many Contributors, Community Ambassadors recalled, were eager to participate in an African-researcher-led ML effort.

Through the reflection process, Community Ambassadors shared conflicting feelings about tapping into the shared philosophy of familyhood and unity that they suspected motivated Contributors’ participation. On the one hand, local communities were engaging in the dataset creation process through the lens of *Ubuntu* (broadly translated as “I am because we are”)—an ethical framework that emphasises dignity, reciprocity, and the common good [45]. In contrast, the models that would subsequently be trained by these datasets are developed in Western contexts and imbued with utilitarian ethics—a framework that emphasises the best for the greatest number of people [112, 128]. These two distinct, yet interrelated elements of the ML pipeline—dataset production and model development—are therefore produced not only in distinct geographic regions [107, 109] but also, in our case, in two distinct ethical frameworks. Contributors

who engaged with us out of a sense of *Ubuntu* are unlikely to see their values recognised and preserved in the actual functioning of the downstream T2I model that is optimising for fundamentally different well-being criteria.

Participation in dataset construction is not a guaranteed way to achieve representational justice in T2I models. Thus, proposing to communities that to avoid being excluded from the future of media representation, they should participate in dataset development, is misleading. This false choice obfuscates (1) the deeper systematic issues that dictate whose culture gets preserved and represented and (2) the disjunction between the value system under which participants may contribute data and that of the models that are then trained on this data.

Future research efforts should examine how to bring the ethical frameworks of dataset creation and model development into alignment by prioritising local, community ownership over AI.

8 LIMITATIONS AND FUTURE WORK

8.1 Limitations

The distributed network we relied on provides a challenge for financial payment. We believe that meaningful compensation is an important standard in data collection that relies on community-based knowledge is important. However, we acknowledge a stalemate, in that to the best of our knowledge, normative standards around payment mechanisms and logistics for our novel decentralised approach have yet to be established. In preparing this work, we have—and continue to, extensively—engaged with other practitioners and community members to understand best practices. At this moment, we rely on a process of transparency and informed consent rooted in direct attempts to empower participants such that the practice is less extractive. We maintain a constant communication channel with all Contributors (who are rightfully acknowledged in the appendix).

8.2 Future work

Finally, we conclude with suggestions for how future work can engage in infrastructure to support data work.

The work presented here is not meant to be one size fits all, but rather as a starting point from which to change the way we approach ML datasets and position their importance in terms of the *human processes* behind them. Data collection that relies on community input results in high-quality data, but the process is slow, iterative, and very hard to scale by any other means than what we propose here. We hope that other researchers use this as a foundation for future work.

As mentioned above, simply creating an access point for data submission does not mean that data will easily flow in. Complete infrastructure in the future should involve both accessible technical infrastructure as well as direct engagement with stakeholder communities.

Data has value, and promises of “increased representation” should be critically assessed to make sure the promises made to Contributors are sincere. Improvements can come from increasing infrastructure for payments in a decentralised and distributed network that allows for *meaningful* compensation for data labour, and we continue to advocate for Contributors to be the owners of their data, as well as maintaining [124] transparency in the process. Additional efforts should support increased accessibility that supports submission in a Contributor’s local language to increase accessibility.

Acknowledging the burden of data collection, even with the distributed workload we propose with the stakeholder distinction between Community Ambassador and Contributor, sustainable processes for all stakeholders need to be considered.

9 CONCLUSION

Through WORLD WIDE DISHES, we present a method for dataset curation that relies on a bottom-up, community-led effort that can lead to high-quality data enriched with community and local expertise. This enrichment comes from extensive human efforts that rely on engagement with social networks working together to produce cultural data. This was made possible by engaging with existing community networks developed by Community Ambassadors through trust and careful communication. The infrastructure WWD developed increased accessibility through reformed consent processes, careful consideration of accessible language, and allowing submissions in multiple ways: directly from Contributors or with the assistance of Community Ambassadors. Community Ambassadors played a pivotal role in supporting the process by distributing the website, answering questions, and providing translations where needed. While this process is not without its limitations, we expand upon the tensions in §7 and suggest future work in §8. Data are produced, not found. Future efforts to support bottom-up, community-led data collection must therefore provide infrastructure that supports the social and relational processes of data production.

REFERENCES

- [1] Josh Achiam, Steven Adler, Sandhini Agarwal, Lama Ahmad, Ilge Akkaya, Florencia Leoni Aleman, Diogo Almeida, Janko Altenschmidt, Sam Altman, Shyamal Anadkat, et al. 2023. Gpt-4 technical report. *arXiv preprint arXiv:2303.08774* (2023).
- [2] David Ifeoluwa Adelani, Graham Neubig, Sebastian Ruder, Shruti Rijhwani, Michael Beukman, Chester Palen-Michel, Constantine Lignos, Jesujoba O Alabi, Shamsuddeen H Muhammad, Peter Nabende, et al. 2022. Masakhaner 2.0: Africa-centric transfer learning for named entity recognition. *arXiv preprint arXiv:2210.12391* (2022).
- [3] Muhammad Farid Adilazuarda, Sagnik Mukherjee, Pradhyumna Lavania, Siddhant Singh, Ashutosh Dwivedi, Alham Fikri Aji, Jacki O’Neill, Ashutosh Modi, and Monojit Choudhury. 2024. Towards measuring and modeling “culture” in llms: A survey. *arXiv preprint arXiv:2403.15412* (2024).
- [4] Sandhini Agarwal, Gretchen Krueger, Jack Clark, Alec Radford, Jong Wook Kim, and Miles Brundage. 2021. Evaluating clip: towards characterization of broader capabilities and downstream implications. *arXiv preprint arXiv:2108.02818* (2021).
- [5] Peter M Asaro. 2000. Transforming society by transforming technology: the science and politics of participatory design. *Accounting, Management and Information Technologies* 10, 4 (2000), 257–290.
- [6] Liam Bannon, Jeffrey Bardzell, and Susanne Bødker. 2018. Reimagining participatory design. *Interactions* 26, 1 (2018), 26–32.
- [7] Ruha Benjamin. 2016. Informed refusal: Toward a justice-based bioethics. *Science, Technology, & Human Values* 41, 6 (2016), 967–990.
- [8] R Benjamin. 2019. *Race after Technology: Abolitionist Tools for the New Jim Code*. Cambridge and Medford: Polity Press.
- [9] Sebastian Benthall and Bruce D Haynes. 2019. Racial categories in machine learning. In *Proceedings of the conference on fairness, accountability, and transparency*. 289–298.
- [10] Hugo Berg, Siobhan Mackenzie Hall, Yash Bhalgat, Wonsuk Yang, Hannah Rose Kirk, Aleksandar Shtedritski, and Max Bain. 2022. A prompt array keeps the bias away: Debiasing vision-language models with adversarial learning. *arXiv preprint arXiv:2203.11933* (2022).
- [11] Mukul Bhutani, Kevin Robinson, Vinodkumar Prabhakaran, Shachi Dave, and Sunipa Dev. 2024. Seegull multilingual: a dataset of geo-culturally situated stereotypes. *arXiv preprint arXiv:2403.05696* (2024).
- [12] Abeba Birhane. 2024. The Future of AI in Africa, Built by Africans, That Benefits Africans. <https://deeplearningindaba.com/blog/2024/10/the-future-of-ai-in-africa-built-by-africans-that-benefits-africans/> Deep Learning Indaba Blog.
- [13] Abeba Birhane, Sanghyun Han, Vishnu Boddeti, Sasha Luccioni, et al. 2024. Into the laion’s den: Investigating hate in multimodal datasets. *Advances in Neural Information Processing Systems* 36 (2024).
- [14] Abeba Birhane, William Isaac, Vinodkumar Prabhakaran, Mark Diaz, Madeleine Clare Elish, Iason Gabriel, and Shakir Mohamed. 2022. Power to the People? Opportunities and Challenges for Participatory AI. <https://doi.org/10.1145/3551624.3555290> arXiv:2209.07572 [cs]
- [15] Abeba Birhane, Pratyusha Kalluri, Dallas Card, William Agnew, Ravit Dotan, and Michelle Bao. 2022. The values encoded in machine learning research. In *Proceedings of the 2022 ACM Conference on Fairness, Accountability, and Transparency*. 173–184.
- [16] Abeba Birhane and Vinay Uday Prabhu. 2021. Large image datasets: A pyrrhic win for computer vision?. In *2021 IEEE Winter Conference on Applications of Computer Vision (WACV)*. IEEE, 1536–1546.
- [17] Abeba Birhane, Vinay Uday Prabhu, and Emmanuel Kahembwe. 2021. Multimodal datasets: misogyny, pornography, and malignant stereotypes. *arXiv preprint arXiv:2110.01963* (2021).
- [18] Abeba Birhane, Ryan Steed, Victor Ojewale, Briana Vecchione, and Inioluwa Deborah Raji. 2024. AI Auditing: The Broken Bus on the Road to AI Accountability. arXiv:2401.14462 [cs]
- [19] Janet Blake. 2000. On defining the cultural heritage. *International & Comparative Law Quarterly* 49, 1 (2000), 61–85.

- [20] Su Lin Blodgett, Gilsinia Lopez, Alexandra Olteanu, Robert Sim, and Hanna Wallach. 2021. Stereotyping Norwegian salmon: An inventory of pitfalls in fairness benchmark datasets. In *Proceedings of the 59th Annual Meeting of the Association for Computational Linguistics and the 11th International Joint Conference on Natural Language Processing (Volume 1: Long Papers)*. 1004–1015.
- [21] Susanne Bødker, Christian Dindler, Ole S Iversen, and Rachel C Smith. 2022. What can we learn from the history of participatory design? In *Participatory Design*. Springer, 15–29.
- [22] Zalán Borsos, Raphaël Marinier, Damien Vincent, Eugene Kharitonov, Olivier Pietquin, Matt Sharifi, Dominik Roblek, Olivier Teboul, David Grangier, Marco Tagliasacchi, et al. 2023. Audiolm: a language modeling approach to audio generation. *IEEE/ACM transactions on audio, speech, and language processing* 31 (2023), 2523–2533.
- [23] G Bowker. 1994. Information mythology: The world of/as information. In L. Bud Frierman (Ed.), *Information acumen: The understanding and use of knowledge in modern Business* (pp. 231-247).
- [24] Geoffrey C Bowker. 2000. *Sorting things out: Classification and its consequences*. MIT press.
- [25] Tone Bratteteig and Ina Wagner. 2016. Unpacking the notion of participation in participatory design. *Computer Supported Cooperative Work (CSCW)* 25 (2016), 425–475.
- [26] Jed R Brubaker and Gillian R Hayes. 2011. SELECT* FROM USER: infrastructure and socio-technical representation. In *Proceedings of the ACM 2011 conference on Computer supported cooperative work*. 369–378.
- [27] Joy Buolamwini and Timnit Gebru. 2018. Gender Shades: Intersectional Accuracy Disparities in Commercial Gender Classification. In *Proceedings of the 1st Conference on Fairness, Accountability and Transparency (Proceedings of Machine Learning Research, Vol. 81)*, Sorelle A. Friedler and Christo Wilson (Eds.). PMLR, 77–91. <https://proceedings.mlr.press/v81/buolamwini18a.html>
- [28] Aylin Caliskan, Joanna J Bryson, and Arvind Narayanan. 2017. Semantics derived automatically from language corpora contain human-like biases. *Science* 356, 6334 (2017), 183–186.
- [29] Canva. 2024. Leonardo AI image generation tool launches on Canva. <https://www.canva.com/newsroom/news/leonardo-ai/>. Accessed: 2024-10-25.
- [30] John Cheney-Lippold. 2017. We are data: Algorithms and the making of our digital selves. In *We Are Data*. New York University Press.
- [31] Eric Corbett, Emily Denton, and Sheena Erete. 2023. Power and public participation in ai. In *Proceedings of the 3rd ACM Conference on Equity and Access in Algorithms, Mechanisms, and Optimization*. 1–13.
- [32] Geoffrey Currie, Johnathan Hewis, Elizabeth Hawk, and Eric Rohren. 2024. Gender and ethnicity bias of text-to-image generative artificial intelligence in medical imaging, part 1: preliminary evaluation. *Journal of Nuclear Medicine Technology* (2024).
- [33] Dipto Das, Carsten Østerlund, and Bryan Semaan. 2021. "Jol" or "Pani"? How Does Governance Shape a Platform's Identity? *Proc. ACM Hum.-Comput. Interact.* 5, CSCW2, Article 473 (Oct. 2021), 25 pages. <https://doi.org/10.1145/3479860>
- [34] Dipto Das and Bryan Semaan. 2022. Collaborative Identity Decolonization as Reclaiming Narrative Agency: Identity Work of Bengali Communities on Quora. In *Proceedings of the 2022 CHI Conference on Human Factors in Computing Systems* (New Orleans, LA, USA) (CHI '22). Association for Computing Machinery, New York, NY, USA, Article 236, 23 pages. <https://doi.org/10.1145/3491102.3517600>
- [35] Maitraye Das, Alexander J. Fiannaca, Meredith Ringel Morris, Shaun K. Kane, and Cynthia L. Bennett. 2024. From Provenance to Aberrations: Image Creator and Screen Reader User Perspectives on Alt Text for AI-Generated Images. In *Proceedings of the CHI Conference on Human Factors in Computing Systems*. ACM, Honolulu HI USA, 1–21. <https://doi.org/10.1145/3613904.3642325>
- [36] Terrance De Vries, Ishan Misra, Changhan Wang, and Laurens Van der Maaten. 2019. Does object recognition work for everyone?. In *Proceedings of the IEEE/CVF conference on computer vision and pattern recognition workshops*. 52–59.
- [37] Fernando Delgado, Stephen Yang, Michael Madaio, and Qian Yang. 2023. The participatory turn in ai design: Theoretical foundations and the current state of practice. In *Proceedings of the 3rd ACM Conference on Equity and Access in Algorithms, Mechanisms, and Optimization*. 1–23.
- [38] Jia Deng, Wei Dong, Richard Socher, Li-Jia Li, Kai Li, and Li Fei-Fei. 2009. Imagenet: A large-scale hierarchical image database. In *2009 IEEE conference on computer vision and pattern recognition*. Ieee, 248–255.
- [39] Wesley Hanwen Deng, Boyuan Guo, Alicia Devrio, Hong Shen, Motahare Eslami, and Kenneth Holstein. 2023. Understanding Practices, Challenges, and Opportunities for User-Engaged Algorithm Auditing in Industry Practice. In *Proceedings of the 2023 CHI Conference on Human Factors in Computing Systems*. ACM, Hamburg Germany, 1–18. <https://doi.org/10.1145/3544548.3581026>
- [40] Remi Denton, Mark Diaz, Ian Kivlichan, Vinodkumar Prabhakaran, and Rachel Rosen. 2021. Whose ground truth? accounting for individual and collective identities underlying dataset annotation. *arXiv preprint arXiv:2112.04554* (2021).
- [41] Sunipa Dev, Masoud Monajatipoor, Anaelia Ovalle, Arjun Subramonian, Jeff M Phillips, and Kai-Wei Chang. 2021. Harms of gender exclusivity and challenges in non-binary representation in language technologies. *arXiv preprint arXiv:2108.12084* (2021).
- [42] Catherine D'Ignazio. 2024. *Counting feminicide: Data feminism in action*. MIT Press.
- [43] Catherine D'Ignazio and Lauren F Klein. 2023. *Data feminism*. MIT press.
- [44] Steven Epstein. 2008. The Rise of Recruitmentology' Clinical Research, Racial Knowledge, and the Politics of Inclusion and Difference. *Social Studies of Science* 38, 5 (2008), 801–832.
- [45] Cornelius Ewuoso and Susan Hall. 2019. Core aspects of ubuntu: A systematic review. *South African Journal of Bioethics and Law* 12, 2 (2019), 93–103.
- [46] Dipo Faloyin. 2022. *Africa is Not a Country: Breaking Stereotypes of Modern Africa*. Random House, New York.
- [47] Alex Fang, Albin Madappally Jose, Amit Jain, Ludwig Schmidt, Alexander Toshev, and Vaishaal Shankar. 2023. Data filtering networks. *arXiv preprint arXiv:2309.17425* (2023).

- [48] V, Iroro Orife, Julia Kreutzer, Blessing Sibanda, Daniel Whitenack, Kathleen Siminyu, Laura Martinus, Jamiil Toure Ali, Jade Abbott, Vukosi Marivate, Salomon Kabongo, et al. 2020. Masakhane–Machine Translation For Africa. *arXiv preprint arXiv:2003.11529* (2020).
- [49] Timnit Gebru, Jamie Morgenstern, Briana Vecchione, Jennifer Wortman Vaughan, Hanna Wallach, Hal Daumé Ii, and Kate Crawford. 2021. Datasheets for datasets. *Commun. ACM* 64, 12 (2021), 86–92.
- [50] R Stuart Geiger, Kevin Yu, Yanlai Yang, Mindy Dai, Jie Qiu, Rebekah Tang, and Jenny Huang. 2020. Garbage in, garbage out? Do machine learning application papers in social computing report where human-labeled training data comes from?. In *Proceedings of the 2020 conference on fairness, accountability, and transparency*. 325–336.
- [51] Tarleton Gillespie. 2024. Generative AI and the politics of visibility. *Big Data & Society* 11, 2 (2024), 20539517241252131.
- [52] Mia Gisselbaek, Laurens Minsart, Ekin Köseleli, Mélanie Suppan, Basak Ceyda Meco, Laurence Seidel, Adelin Albert, Odmara L Barreto Chang, Sarah Saxena, and Joana Berger-Estilita. 2024. Beyond the stereotypes: Artificial Intelligence image generation and diversity in anesthesiology. *Frontiers in Artificial Intelligence* 7 (2024), 1462819.
- [53] Akhil Gupta and James Ferguson. 2008. Beyond ‘culture’: space, identity, and the politics of difference. In *The cultural geography reader*. Routledge, 72–79.
- [54] Siobhan Mackenzie Hall, Fernanda Gonçalves Abrantes, Hanwen Zhu, Grace Sodunke, Aleksandar Shtedritski, and Hannah Rose Kirk. 2024. Visogender: A dataset for benchmarking gender bias in image-text pronoun resolution. *Advances in Neural Information Processing Systems* 36 (2024).
- [55] Christina Harrington, Sheena Erete, and Anne Marie Piper. 2019. Deconstructing community-based collaborative design: Towards more equitable participatory design engagements. *Proceedings of the ACM on human-computer interaction* 3, CSCW (2019), 1–25.
- [56] James Hodge, Sarah Foley, Rens Brankaert, Gail Kenning, Amanda Lazar, Jennifer Boger, and Kellie Morrissey. 2020. Relational, flexible, everyday: learning from ethics in dementia research. In *Proceedings of the 2020 CHI Conference on Human Factors in Computing Systems*. 1–16.
- [57] Rachel Hong, William Agnew, Tadayoshi Kohno, and Jamie Morgenstern. 2024. Who’s in and who’s out? A case study of multimodal CLIP-filtering in DataComp. *arXiv preprint arXiv:2405.08209* (2024).
- [58] Rachel Hong, Tadayoshi Kohno, and Jamie Morgenstern. 2023. Evaluation of targeted dataset collection on racial equity in face recognition. In *Proceedings of the 2023 AAAI/ACM Conference on AI, Ethics, and Society* (Montréal, QC, Canada) (AIES ’23). Association for Computing Machinery, New York, NY, USA, 531–541. <https://doi.org/10.1145/3600211.3604662>
- [59] Dirk Hovy and Shannon L Spruit. 2016. The social impact of natural language processing. In *Proceedings of the 54th Annual Meeting of the Association for Computational Linguistics (Volume 2: Short Papers)*. 591–598.
- [60] Hexiang Hu, Kelvin CK Chan, Yu-Chuan Su, Wenhua Chen, Yandong Li, Kihyuk Sohn, Yang Zhao, Xue Ben, Boqing Gong, William Cohen, et al. 2024. Instruct-Imagen: Image generation with multi-modal instruction. In *Proceedings of the IEEE/CVF Conference on Computer Vision and Pattern Recognition*. 4754–4763.
- [61] Azra Ismail and Neha Kumar. 2018. Engaging Solidarity in Data Collection Practices for Community Health. *Proceedings of the ACM on Human-Computer Interaction* 2, CSCW (Nov. 2018), 1–24. <https://doi.org/10.1145/3274345>
- [62] Akshita Jha, Vinodkumar Prabhakaran, Remi Denton, Sarah Laszlo, Shachi Dave, Rida Qadri, Chandan Reddy, and Sunipa Dev. 2024. ViSAGE: A Global-Scale Analysis of Visual Stereotypes in Text-to-Image Generation. In *Proceedings of the 62nd Annual Meeting of the Association for Computational Linguistics (Volume 1: Long Papers)*. 12333–12347.
- [63] Phil Jones. 2021. Refugees help power machine learning advances at Microsoft, Facebook, and Amazon. *Rest of World* 22 (2021).
- [64] Matilda Kalving, Ashley Colley, and Jonna Häkkinä. 2024. Where AI and Design Meet-Designers’ Perceptions of AI Tools. In *Nordic Conference on Human-Computer Interaction*. ACM.
- [65] Shivani Kapania, Alex S Taylor, and Ding Wang. 2023. A Hunt for the Snark: Annotator Diversity in Data Practices. In *Proceedings of the 2023 CHI Conference on Human Factors in Computing Systems*. ACM, Hamburg Germany, 1–15. <https://doi.org/10.1145/3544548.3580645>
- [66] Kimmo Karkkainen and Jungseock Joo. 2021. Fairface: Face attribute dataset for balanced race, gender, and age for bias measurement and mitigation. In *Proceedings of the IEEE/CVF winter conference on applications of computer vision*. 1548–1558.
- [67] Jared Katzman, Angelina Wang, Morgan Scheuerman, Su Lin Blodgett, Kristen Laird, Hanna Wallach, and Solon Barocas. 2023. Taxonomizing and measuring representational harms: A look at image tagging. In *Proceedings of the AAAI Conference on Artificial Intelligence*, Vol. 37. 14277–14285.
- [68] Hannah Rose Kirk, Alexander Whitefield, Paul Röttger, Andrew Bean, Katerina Margatina, Juan Ciro, Rafael Mosquera, Max Bartolo, Adina Williams, He He, et al. 2024. The PRISM Alignment Project: What Participatory, Representative and Individualised Human Feedback Reveals About the Subjective and Multicultural Alignment of Large Language Models. *arXiv preprint arXiv:2404.16019* (2024).
- [69] Felix Kreuk, Gabriel Synnaeve, Adam Polyak, Uriel Singer, Alexandre Défossez, Jade Copet, Devi Parikh, Yaniv Taigman, and Yossi Adi. 2022. Audiogen: Textually guided audio generation. *arXiv preprint arXiv:2209.15352* (2022).
- [70] Remi Lam, Alvaro Sanchez-Gonzalez, Matthew Willson, Peter Wirnsberger, Meire Fortunato, Ferran Alet, Suman Ravuri, Timo Ewalds, Zach Eaton-Rosen, Weihua Hu, et al. 2023. Learning skillful medium-range global weather forecasting. *Science* 382, 6677 (2023), 1416–1421.
- [71] Christopher A Le Dantec and Sarah Fox. 2015. Strangers at the gate: Gaining access, building rapport, and co-constructing community-based research. In *Proceedings of the 18th ACM conference on computer supported cooperative work & social computing*. 1348–1358.
- [72] Microsoft Learn. 2023. How to write great image prompts for AI image generators like DALL-E. <https://create.microsoft.com/en-us/learn/articles/how-to-image-prompts-dall-e-ai/>. Accessed: 2024-10-25.

- [73] Jie Li, Hancheng Cao, Laura Lin, Youyang Hou, Ruihao Zhu, and Abdallah El Ali. 2024. User experience design professionals' perceptions of generative artificial intelligence. In *Proceedings of the CHI Conference on Human Factors in Computing Systems*. 1–18.
- [74] Tsung-Yi Lin, Michael Maire, Serge Belongie, James Hays, Pietro Perona, Deva Ramanan, Piotr Dollár, and C Lawrence Zitnick. 2014. Microsoft coco: Common objects in context. In *Computer Vision—ECCV 2014: 13th European Conference, Zurich, Switzerland, September 6–12, 2014, Proceedings, Part V 13*. Springer, 740–755.
- [75] Shayne Longpre, Robert Mahari, Anthony Chen, Naana Obeng-Marnu, Damien Sileo, William Brannon, Niklas Muennighoff, Nathan Khazam, Jad Kabbara, Kartik Perisetla, et al. 2024. A large-scale audit of dataset licensing and attribution in AI. *Nature Machine Intelligence* 6, 8 (2024), 975–987.
- [76] Alexandra Sasha Luccioni, Christopher Akiki, Margaret Mitchell, and Yacine Jernite. 2023. Stable Bias: Analyzing Societal Representations in Diffusion Models. arXiv:2303.11408 [cs.CY] <https://arxiv.org/abs/2303.11408>
- [77] Alexandra Sasha Luccioni and David Rolnick. 2023. Bugs in the data: How ImageNet misrepresents biodiversity. In *Proceedings of the AAAI Conference on Artificial Intelligence*, Vol. 37. 14382–14390.
- [78] Alexandra Sasha Luccioni and Joseph D Viviano. 2021. What's in the box? a preliminary analysis of undesirable content in the common crawl corpus. *arXiv preprint arXiv:2105.02732* (2021).
- [79] Sasha Luccioni, Christopher Akiki, Margaret Mitchell, and Yacine Jernite. 2024. Stable bias: Evaluating societal representations in diffusion models. *Advances in Neural Information Processing Systems* 36 (2024).
- [80] Kelly Avery Mack, Rida Qadri, Remi Denton, Shaun K Kane, and Cynthia L Bennett. 2024. “They only care to show us the wheelchair”: disability representation in text-to-image AI models. In *Proceedings of the CHI Conference on Human Factors in Computing Systems*. 1–23.
- [81] Daniela Massiceti, Luisa Zintgraf, John Bronskill, Lida Theodorou, Matthew Tobias Harris, Edward Cutrell, Cecily Morrison, Katja Hofmann, and Simone Stumpf. 2021. Orbit: A real-world few-shot dataset for teachable object recognition. In *Proceedings of the IEEE/CVF International Conference on Computer Vision*. 10818–10828.
- [82] David W McMillan and David M Chavis. 1986. Sense of community: A definition and theory. *Journal of community psychology* 14, 1 (1986), 6–23.
- [83] Ninareh Mehrabi, Fred Morstatter, Nripsuta Saxena, Kristina Lerman, and Aram Galstyan. 2021. A survey on bias and fairness in machine learning. *ACM computing surveys (CSUR)* 54, 6 (2021), 1–35.
- [84] Milagros Miceli and Julian Posada. 2022. The Data-Production Dispositif. *Proc. ACM Hum.-Comput. Interact.* 6, CSCW2, Article 460 (Nov. 2022), 37 pages. <https://doi.org/10.1145/3555561>
- [85] Milagros Miceli, Martin Schuessler, and Tianling Yang. 2020. Between subjectivity and imposition: Power dynamics in data annotation for computer vision. *Proceedings of the ACM on Human-Computer Interaction* 4, CSCW2 (2020), 1–25.
- [86] Nusrat Jahan Mim, Dipannita Nandi, Sadaf Sumyia Khan, Arundhuti Dey, and Syed Ishtiaque Ahmed. 2024. In-Between Visuals and Visible: The Impacts of Text-to-Image Generative AI Tools on Digital Image-making Practices in the Global South. In *Proceedings of the 2024 CHI Conference on Human Factors in Computing Systems* (Honolulu, HI, USA) (CHI '24). Association for Computing Machinery, New York, NY, USA, Article 474, 18 pages. <https://doi.org/10.1145/3613904.3641951>
- [87] Naja Holten Møller, Claus Bossen, Kathleen H. Pine, Trine Rask Nielsen, and Gina Neff. 2020. Who Does the Work of Data? *Interactions* 27, 3 (April 2020), 52–55. <https://doi.org/10.1145/3386389>
- [88] Wilhelmina Nekoto, Vukosi Marivate, Tshinondiwa Matsila, Timi Fasubaa, Tajudeen Kolawole, Taiwo Fagbohunge, Solomon Oluwole Akinola, Shamsuddeen Hassan Muhammad, Salomon Kabongo, Salomey Osei, et al. 2020. Participatory research for low-resourced machine translation: A case study in african languages. *arXiv preprint arXiv:2010.02353* (2020).
- [89] Safiya Umoja Noble. 2018. *Algorithms of Oppression: How Search Engines Reinforce Racism*. New York University Press, New York, USA. <https://doi.org/doi:10.18574/nyu/9781479833641.001.0001>
- [90] Farnaz Nouraei, Alexa Siu, Ryan Rossi, and Nedim Lipka. 2024. Thinking Outside the Box: Non-Designer Perspectives and Recommendations for Template-Based Graphic Design Tools. In *Extended Abstracts of the CHI Conference on Human Factors in Computing Systems*. 1–9.
- [91] Odunayo Ogundepo, Tajudeen R Gwadabe, Clara E Rivera, Jonathan H Clark, Sebastian Ruder, David Ifeoluwa Adelani, Bonaventure FP Dossou, Abdou Aziz Diop, Claytone Sikasote, Gilles Hacheme, et al. 2023. Afrika: Cross-lingual open-retrieval question answering for african languages. *arXiv preprint arXiv:2305.06897* (2023).
- [92] Victor Ojewale, Ryan Steed, Briana Vecchione, Abeba Birhane, and Inioluwa Deborah Raji. 2024. Towards AI Accountability Infrastructure: Gaps and Opportunities in AI Audit Tooling. arXiv:2402.17861 (March 2024). arXiv:2402.17861 [cs]
- [93] PayPal. 2023. Countries Supported by PayPal. <https://www.paypal.com/uk/webapps/mpp/country-worldwide>
- [94] Jennifer Pierre, Roderic Crooks, Morgan Currie, Britt Paris, and Irene Pasquetto. 2021. Getting Ourselves Together: Data-centered participatory design research & epistemic burden. In *Proceedings of the 2021 CHI Conference on Human Factors in Computing Systems*. 1–11.
- [95] Julian Alberto Posada Gutierrez. 2022. *The Coloniality of Data Work: Power and Inequality in Outsourced Data Production for Machine Learning*. Ph.D. Dissertation. University of Toronto.
- [96] Vinodkumar Prabhakaran, Rida Qadri, and Ben Hutchinson. 2022. Cultural incongruities in artificial intelligence. *arXiv preprint arXiv:2211.13069* (2022).
- [97] Rida Qadri, Renee Shelby, Cindy Bennett, and Remi Denton. 2023. AI's Regimes of Representation: A Community-centered Study of Text-to-Image Models in South Asia. In *Proceedings of the 2023 ACM Conference on Fairness, Accountability, and Transparency*. 506–517. <https://dl.acm.org/doi/abs/10.1145/3593013.3594016>
- [98] Alec Radford. 2018. Improving language understanding by generative pre-training. (2018).

- [99] Alec Radford, Jong Wook Kim, Chris Hallacy, Aditya Ramesh, Gabriel Goh, Sandhini Agarwal, Girish Sastry, Amanda Askell, Pamela Mishkin, Jack Clark, et al. 2021. Learning transferable visual models from natural language supervision. In *International conference on machine learning*. PMLR, 8748–8763.
- [100] Vikram V. Ramaswamy, Sing Yu Lin, Dora Zhao, Aaron B. Adcock, Laurens van der Maaten, Deepti Ghadiyaram, and Olga Russakovsky. 2023. GeoDE: a Geographically Diverse Evaluation Dataset for Object Recognition. arXiv:2301.02560 [cs.CV] <https://arxiv.org/abs/2301.02560>
- [101] Peter Reason and Hilary Bradbury. 2008. *The SAGE Handbook of Action Research*. SAGE Publications Ltd, 1 Oliver’s Yard, 55 City Road, London England EC1Y 1SP United Kingdom. <https://doi.org/10.4135/9781848607934>
- [102] Scott Reed, Zeynep Akata, Xinchun Yan, Lajanugen Logeswaran, Bernt Schiele, and Honglak Lee. 2016. Generative adversarial text to image synthesis. In *International conference on machine learning*. PMLR, 1060–1069.
- [103] R Rice and C Haythornthwaite. 2006. Handbook of new media: social shaping and social consequences.
- [104] William A Gaviria Rojas, Sudnya Diamos, Keertan Ranjan Kini, David Kanter, Vijay Janapa Reddi, and Cody Coleman. 2022. The Dollar Street Dataset: Images Representing the Geographic and Socioeconomic Diversity of the World. In *Thirty-sixth Conference on Neural Information Processing Systems Datasets and Benchmarks Track*. <https://openreview.net/forum?id=qnfYsave0U4>
- [105] David Romero, Chenyang Lyu, Haryo Akbarianto Wibowo, Teresa Lynn, Injy Hamed, Aditya Nanda Kishore, Aishik Mandal, Alina Dragonetti, Artem Abzaliev, Atnafu Lambebo Tonja, et al. 2024. CVQA: Culturally-diverse Multilingual Visual Question Answering Benchmark. *arXiv preprint arXiv:2406.05967* (2024).
- [106] Rachel Rudinger, Jason Naradowsky, Brian Leonard, and Benjamin Van Durme. 2018. Gender bias in coreference resolution. *arXiv preprint arXiv:1804.09301* (2018).
- [107] Nithya Sambasivan, Shivani Kapania, Hannah Highfill, Diana Akrong, Praveen Paritosh, and Lora M Aroyo. 2021. “Everyone wants to do the model work, not the data work”: Data Cascades in High-Stakes AI. In *proceedings of the 2021 CHI Conference on Human Factors in Computing Systems*. 1–15.
- [108] Morgan Klaus Scheuerman and Jed R. Brubaker. 2024. Products of Positionality: How Tech Workers Shape Identity Concepts in Computer Vision. In *Proceedings of the CHI Conference on Human Factors in Computing Systems*. ACM, Honolulu HI USA, 1–18. <https://doi.org/10.1145/3613904.3641890>
- [109] Morgan Klaus Scheuerman, Alex Hanna, and Emily Denton. 2021. Do Datasets Have Politics? Disciplinary Values in Computer Vision Dataset Development. *Proceedings of the ACM on Human-Computer Interaction* 5, CSCW2 (Oct. 2021), 1–37. <https://doi.org/10.1145/3476058>
- [110] Morgan Klaus Scheuerman, Katy Weathington, Tarun Mugunthan, Emily Denton, and Casey Fiesler. 2023. From Human to Data to Dataset: Mapping the Traceability of Human Subjects in Computer Vision Datasets. *Proceedings of the ACM on Human-Computer Interaction* 7, CSCW1 (April 2023), 1–33. <https://doi.org/10.1145/3579488>
- [111] Christoph Schuhmann, Romain Beaumont, Richard Vencu, Cade Gordon, Ross Wightman, Mehdi Cherti, Theo Coombes, Aarush Katta, Clayton Mullis, Mitchell Wortsman, et al. 2022. Laion-5b: An open large-scale dataset for training next generation image-text models. *Advances in Neural Information Processing Systems* 35 (2022), 25278–25294.
- [112] Andrew D. Selbst, Danah Boyd, Sorelle A. Friedler, Suresh Venkatasubramanian, and Janet Vertesi. 2019. Fairness and Abstraction in Sociotechnical Systems. In *Proceedings of the Conference on Fairness, Accountability, and Transparency*. ACM, Atlanta GA USA, 59–68. <https://doi.org/10.1145/3287560.3287598>
- [113] Shreya Shankar, Yoni Halpern, Eric Breck, James Atwood, Jimbo Wilson, and D Sculley. 2017. No classification without representation: Assessing geodiversity issues in open data sets for the developing world. *arXiv preprint arXiv:1711.08536* (2017).
- [114] Renee Shelby, Shalaleh Rismani, Kathryn Henne, AJung Moon, Negar Rostamzadeh, Paul Nicholas, N’Mah Yilla-Akbari, Jess Gallegos, Andrew Smart, Emilio Garcia, et al. 2023. Sociotechnical harms of algorithmic systems: Scoping a taxonomy for harm reduction. In *Proceedings of the 2023 AAAI/ACM Conference on AI, Ethics, and Society*. 723–741.
- [115] Shivalika Singh, Freddie Vargus, Daniel D’souza, Börje F Karlsson, Abinaya Mahendiran, Wei-Yin Ko, Herumb Shandilya, Jay Patel, Deividas Maticunas, Laura O’Mahony, et al. 2024. Aya dataset: An open-access collection for multilingual instruction tuning. *arXiv preprint arXiv:2402.06619* (2024).
- [116] Dirk H. R. Spennemann. 2024. Will Artificial Intelligence Affect How Cultural Heritage Will Be Managed in the Future? Responses Generated by Four genAI Models. *Heritage* 7, 3 (2024), 1453–1471. <https://doi.org/10.3390/heritage7030070>
- [117] Susan Leigh Star. 1999. The ethnography of infrastructure. *American behavioral scientist* 43, 3 (1999), 377–391.
- [118] Susan Leigh Star and Karen Ruhleder. 2016. 20 Steps toward an Ecology of Infrastructure: Design and Access for Large Information Spaces. *Boundary Objects and Beyond: Working with Leigh Star* (2016), 377.
- [119] Cella M Sum, Anh-Ton Tran, Jessica Lin, Rachel Kuo, Cynthia L Bennett, Christina Harrington, and Sarah E Fox. 2023. Translation as (Re) mediation: How Ethnic Community-Based Organizations Negotiate Legitimacy. In *Proceedings of the 2023 CHI Conference on Human Factors in Computing Systems*. 1–14.
- [120] Harini Suresh, Emily Tseng, Meg Young, Mary Gray, Emma Pierson, and Karen Levy. 2024. Participation in the age of foundation models. In *The 2024 ACM Conference on Fairness, Accountability, and Transparency*. 1609–1621.
- [121] Richard S Sutton. 2018. Reinforcement learning: An introduction. *A Bradford Book* (2018).
- [122] Latanya Sweeney. 2013. Discrimination in online ad delivery. *Commun. ACM* 56, 5 (2013), 44–54.
- [123] Gemini Team, Rohan Anil, Sebastian Borgeaud, Jean-Baptiste Alayrac, Jiahui Yu, Radu Soricut, Johan Schalkwyk, Andrew M Dai, Anja Hauth, Katie Millican, et al. 2023. Gemini: a family of highly capable multimodal models. *arXiv preprint arXiv:2312.11805* (2023).

- [124] Atnafu Lambebo Tonja, Bonaventure FP Dossou, Jessica Ojo, Jenalea Rajab, Fadel Thior, Eric Peter Wairagala, Aremu Anuoluwapo, Pelonomi Moilola, Jade Abbott, Vukosi Marivate, et al. 2024. InkubaLM: A small language model for low-resource African languages. *arXiv preprint arXiv:2408.17024* (2024).
- [125] Elizabeth Anne Watkins. 2023. Face Work: A Human-Centered Investigation into Facial Verification in Gig Work. *Proceedings of the ACM on Human-Computer Interaction* 7, CSCW1 (2023), 1–24.
- [126] Laura Weidinger, John Mellor, Maribeth Rauh, Conor Griffin, Jonathan Uesato, Po-Sen Huang, Myra Cheng, Mia Glaese, Borja Balle, Atoosa Kasirzadeh, et al. 2021. Ethical and social risks of harm from language models. *arXiv preprint arXiv:2112.04359* (2021).
- [127] Laura Weidinger, Maribeth Rauh, Nahema Marchal, Arianna Manzini, Lisa Anne Hendricks, Juan Mateos-Garcia, Stevie Bergman, Jackie Kay, Conor Griffin, Ben Bariach, et al. 2023. Sociotechnical safety evaluation of generative ai systems. *arXiv preprint arXiv:2310.11986* (2023).
- [128] Henry R West. 2004. *An introduction to Mill’s utilitarian ethics*. Cambridge University Press.
- [129] Joseph West, Meagan Kaufenberg-Lashua, Jamie Kelley, and Valeria Stepanova. 2024. A Field-specific Analysis of Gender and Racial Biases in Generative AI. (2024).
- [130] Tim Wiegand, Leonard Jung, Luisa Schuhmacher, Jonas Gudera, Paulina Moehrle, Jon Rischewski, Laura Velezmoro, Linus Kruk, Konstantinos Dimitriadis, and Inga Koerte. 2024. Demographic Inaccuracies and Biases in the Depiction of Patients by Artificial Intelligence Text-to-Image Generators. (2024).
- [131] Wise. 2023. Where can I use Wise? <https://wise.com/help/articles/2978049/where-can-i-use-wise> Accessed: 2024-10-27.
- [132] Meg Young, Uphol Ehsan, Ranjit Singh, Emnet Tafesse, Michele Gilman, Christina Harrington, and Jacob Metcalf. 2024. Participation versus Scale: Tensions in the Practical Demands on Participatory AI. *First Monday* (2024).
- [133] Yifan Zhang, Bingyi Kang, Bryan Hooi, Shuicheng Yan, and Jiashi Feng. 2023. Deep long-tailed learning: A survey. *IEEE Transactions on Pattern Analysis and Machine Intelligence* 45, 9 (2023), 10795–10816.

Appendix

CONTENTS

A	Recognising our contributors	30
B	Interview Protocol and Screenshots	32
C	The Full Informed Consent Form	35
D	Credits for Icons Used in Figures	37

A RECOGNISING OUR CONTRIBUTORS

A.1 Distinguished Contributors

This section is dedicated to our Community Ambassadors, who demonstrated significant and extraordinary commitment to the project, involving time, energy, and—most importantly—cultural expertise.

<i>Albert Njoroge Kahira</i>	<i>Fridah Mukami Miriti</i>	<i>Ngatcheu Nguemini Pascaline</i>
<i>Ashne Billings</i>	<i>Godwill Ilunga</i>	<i>Nicholas Ginsburg</i>
<i>Awa-Abuon Fidelis</i>	<i>Guiwuo Olive</i>	<i>Rachel M Hurwitz</i>
<i>Benazir Kemunto</i>	<i>Hennane Douaaelikhlas</i>	<i>Robert Bork III</i>
<i>Borel Sonna</i>	<i>Ines Bachiri</i>	<i>S E Harburg-Petrich</i>
<i>Bouthina Ikram Zergaouina</i>	<i>John Wafula Kituyi</i>	<i>Samuel Ekuma</i>
<i>Carol Topping</i>	<i>Kavengi Kitonga</i>	<i>Sandra Marion Kam Tsemo</i>
<i>Cynthia Amol</i>	<i>Keriann V Engle</i>	<i>Temitope Fabiyi</i>
<i>Danilo Jr Dela Cruz</i>	<i>Kholofelo Sefala</i>	<i>Trey Topping</i>
<i>Dineo Thobejane</i>	<i>Lesego Seitshiro</i>	<i>Volviane Saphir Mfogo</i>
<i>Djenki Amina</i>	<i>Lynda Ouma</i>	<i>Yousra Ferhani</i>
<i>Eliette Mbida</i>	<i>Meriem Hamzaoui</i>	
<i>Elodie Ngantchou Kemadjou</i>	<i>Mureille Laure Obaya</i>	

A.2 Special mentions

This section is devoted to our Contributors who shared significant amounts of information about the dishes associated with their homes and cultures, collectively making up more than 20% of the version of the dataset as released in June 2024.

<i>Aswathi Surendran</i>	<i>Fernanda Gonçalves Abrantes</i>	<i>Nneoma Jilaga</i>
<i>Bruno Ssekiwere</i>	<i>Mahmoud Hamdy Mahmoud</i>	<i>Ondari Laurah Nyasita</i>

A.3 Contributors

We are so grateful to all the Contributors who shared their local knowledge with us, making WORLD WIDE DISHES possible on such a scale.

Adwoa Bempomaa
Preprint.

<i>Albano dos Santos</i>	<i>Itangishaka John Esterique</i>	<i>Oyewale Oyediran</i>
<i>Aleksandar Petrov</i>	<i>Jason Quist</i>	<i>Paola Fajardo</i>
<i>Alena Bubniak</i>	<i>Jean Marie John</i>	<i>Phillip Ssempeebwa</i>
<i>Allan Bahati</i>	<i>Karen Kandie</i>	<i>Pratik Pranav</i>
<i>Anjali Rawat</i>	<i>Kathryn Hall</i>	<i>Rostand Tchatat</i>
<i>Annik Yalnizyan-Carson</i>	<i>Kaweesi Patrick</i>	<i>Sabrina Amrouche</i>
<i>Arinaitwe Rebecca</i>	<i>Kevin Otiato</i>	<i>Salha Elhadi</i>
<i>Ayodele Awokoya</i>	<i>Lufuluvhi Mudimeli</i>	<i>Samuel Ephraim</i>
<i>Bala Mairiga Abduljalil</i>	<i>Mbali Mteshane</i>	<i>Samuel Oyedun</i>
<i>Caroline Watson</i>	<i>Mikhail Sondor</i>	<i>Sandra Mon</i>
<i>Clémence Bamouni</i>	<i>Mohar Majumdar</i>	<i>Sarah Akinkunmi</i>
<i>Cyril Akafia</i>	<i>Momo Kell</i>	<i>Sicelukwanda Zwane</i>
<i>Dolapo Subair</i>	<i>Monsurat Onabajo</i>	<i>Temitope Fabiyi</i>
<i>Émilie Eliette-Caroline sNGO</i>	<i>Montserrat Vallet</i>	<i>Tanja Gaustad</i>
<i>Tjomb Assembe</i>	<i>Moyahabo Rabothata</i>	<i>Tchinda Tatissong Raphaël</i>
<i>Faisal Mustapha Muhammad</i>	<i>Mwenyi Enock Mabisi</i>	<i>Uriel Nguefack Yefou</i>
<i>Fumiko Kano</i>	<i>Nischal Lal Shrestha</i>	<i>Wawira Ndwiga</i>
<i>Harry Mayne</i>	<i>Nomsa Thabethe</i>	<i>Ximei Liu</i>
<i>Haruna Kaji</i>	<i>Odeajo Israel</i>	<i>Yomna Ahmed Bakry</i>
<i>Hazel Chamboko</i>	<i>Olumide Buari</i>	<i>Ziliro Jere</i>
<i>Ian Hsu</i>	<i>Opeyemi</i>	
<i>Ian Kanyi</i>	<i>Ouedraogo Gamal</i>	

B INTERVIEW PROTOCOL AND SCREENSHOTS

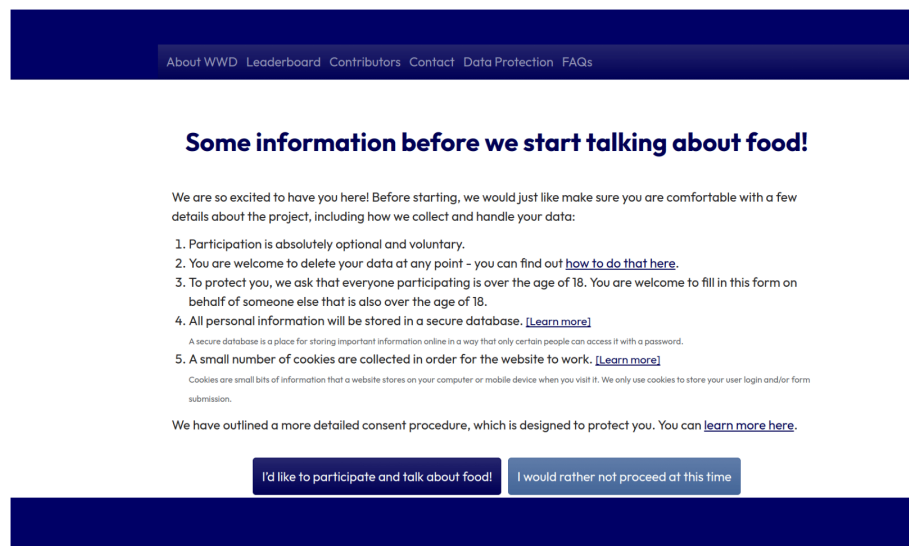


Fig. 4. **Condensed informed consent page.** This page outlines important information that potential Contributors to **World Wide Dishes** must be aware of to make an informed decision about whether to contribute to the dataset. After reading through the provided list, they can choose to participate or not. The full informed consent is shown in fig. 10 and fig. 11. The condensed informed consent page was built after feedback from Contributors and Community Ambassadors that both the technical and essential meaning of the full form often got lost in translation to other languages.

Fig. 5. “About You” section, personal information form. After clicking on the “I’d like to participate and talk about food!” button on the informed consent page (Fig. 4), potential Contributors register or choose to continue as guests. Both options route the Contributors to the “About You” page, where they are asked to give information about their age and nationality.

Fig. 6. “About food” section, image upload. In the “About food” section, Contributors are asked to provide data about a dish, starting with uploading an image of the dish if they have one and providing a caption. Examples of captioned images are provided to guide the data entry.

Step 2: Tell us about food!

Please describe a dish or food you consider to be a part of your cultural background(s)!

What is the name of the dish (in the local language)?

Is there an English name, or is there a phonetic approximation using English letters?

What is the name of the local language?

Which country / countries does the dish come from, or which country do you associate the dish with?

Which regions in that country / countries does the dish come from, if you know?

Is this dish attributed to a specific cultural, social, or ethnic group? If you know, could you list these below?

Is this dish typically eaten at a certain time of day?

Breakfast Lunch Dinner Snack Any time Other

How would you classify this dish?

Starter Soup Salad Sauce Side dish Main dish - stand alone (e.g. one pot meal) Main dish - eaten with sides Small plate / bowl for sharing Small plate / bowl served as a part of a collection Dessert Other

Fig. 7. **About food section, continued.** Contributors are given a series of questions to answer about the dish they are providing information about. The full list of data sought is shown in table 3.

Step 3: What do you think about some of these foods?

Other people who provided information about food from similar regions to you have shared the following dishes. We'd love to know what you think about these and how well they represent the regions and associated cultures you are familiar with!

Image	Dish	Country	Region	Review
	Bogobe bja Mabele	South Africa	Limpopo Province	<input type="checkbox"/> <input checked="" type="checkbox"/>
	Maotwana le Dikilana	South Africa	Limpopo Province	<input type="checkbox"/> <input checked="" type="checkbox"/>
	Bogobe and Morogo(name for greeny leaves)	South Africa	---	<input type="checkbox"/> <input checked="" type="checkbox"/>

Additional Information

English Name: Maize Sadza and Pumpkin Leave with Peanut Butter

Time of Day: lunch, dinner

Type of Dish: main stand alone, main

Utensils: fingers

Drink: Mazoe Orange Crush, Maheu

Occasions: regular

Ingredients: Onion, Peanut Butter, Chilli Pepper [... More](#)

Any Comments?

Enter your comment here...

Fig. 8. **“Review dishes” section.** The final stage in the data collection process is the review step. Contributors are encouraged to review and refine data entered by others from their region.







	<p>Àmàlà pelu obe Ewédú ati eran meji / Yam flour with Jute Leaves and two small beefs Countries: Nigeria 🇳🇮 🇳🇮 Region: Southwestern (Nigeria) Cultures: Yoruba Ethnic Group Time of Day: Lunch, Dinner, Anytime Type of Dish: Main Ingredients: Beef , Yam , Jute Leaf , Locust Beans Utensils: Fingers (Right Hand) Drink: Water Or Any Cold Drink. Occasions: Regular</p>		<p>Baghrir/ thighrifin / Baghrir/ thighrifin Countries: Algeria 🇩🇿 , Morocco 🇲🇦 Time of Day: Breakfast, Snack Type of Dish: Dessert Ingredients: Salt , Flour , Water , Oil Utensils: Hands Drink: Tea, Milk And Coffee Occasions: Both Special Occasions: Yennayer, Ramadhan, Mouloud, Achoura Recipe: Link</p>
	<p>Po' boy / Countries: United States of America (USA) 🇺🇸 Region: Louisiana Time of Day: Lunch, Dinner Type of Dish: Main Stand Alone, Main Ingredients: Pickle , Cured Ham , Mayonnaise , Beef , Hot Sauce , Tomato , Po' Boy Bread (New Orleans French Bread) , Iceberg Lettuce , Fried Oyster , Fried Shrimp , Fried Crawfish , Fried Fish , Fried Crab , Creole Mustard Utensils: Hands Occasions: Regular More Details: Please note I listed a lot of meats in the ingredient list—a po' boy would use just one, not all of them! Recipe: Link</p>		<p>Poulet DG (Directeur Général) / Chicken CEO Countries: Cameroon 🇨🇲 Region: West Cultures: Bamiléké Time of Day: Lunch, Dinner Type of Dish: Main Stand Alone Ingredients: Chicken , Spices , Plantains (Not Too Ripe) , Carrots Utensils: Knife And Fork Drink: Wine Occasions: Special Special Occasions: Celebrations Like: Birthday, Wedding, Business, Etc More Details: Chicken DG is a popular Cameroonian dish that originated in the 1980s in the west region of Cameroon (Bamiléké). It features fried chicken stew with plantain fries and vegetables, seasoned with herbs and bouillon. Initially meant for the elite, dubbed after "Director General," it is now enjoyed by all, thanks to the widespread availability of its ingredients Recipe: Link</p>
	<p>天かけそば / Buckwheat noodles with Shrimp tempura Countries: Japan 🇯🇵 Region: It Is More Commonly Eaten In The Eastern Region Of Japan. Time of Day: Lunch, Dinner Type of Dish: Main Stand Alone Ingredients: Soba Noodles , Shrimp , Flour , Vegetables Occasions: Both Special Occasions: It'S Eaten Normally, But Also Eaten On New Year'S Eve To Celebrate Long Age And Good Health</p>		

Fig. 9. A sample of entries provided by Contributors from different regions around the world.

C THE FULL INFORMED CONSENT FORM

The informed consent process was designed to be informative and empowering, but still respect the different ways in which people engage with content.

Preprint.

Data Protection

Table of contents

- [Why is an informed consent process needed?](#)
- [How will my information be used?](#)
- [What will the research outputs be?](#)
- [Withdrawing your data and information](#)
- [Our research data storage policy](#)
- [Are you collecting cookies?](#)
- [Has this project been reviewed by an Ethics Review Board?](#)
- [Are there any specific points I should be aware of when I agree to participate?](#)

Why is an informed consent process needed?

We are required to collect some information about you to support our research process. This includes asking some questions about your culture and heritage and it is important that you understand that such information can be deemed sensitive.

However, you do not need to worry. We are committed to keeping your information safe and protecting your identity throughout our research, including in our research outputs.

How will my information be used?

The information you share about the food you associate with your home(s) and culture(s) will be used as the basis of our research analysis. We will use this information to develop tests for AI systems to see if they are able to capture and represent equally well a more diverse range of experiences and cultures [[learn more about AI Benchmarks here](#)]. This information will be used anonymously, and our findings will be shared with other researchers.

Your personally identifiable information will never be linked to the information you share about food and/or your cultural identity. Provided you have given us permission, we will only contact you, with your permission, to follow up on something you wrote or ask you to fill out similar forms to this one. You can indicate your contact preferences when you register.

What will the outputs of this research look like?

The main output of this research will be the creation of an [AI benchmark dataset](#). This is a collection of data specifically designed to test and measure the performance of artificial intelligence (AI) models. Think of it as a test or exam for AI systems. This dataset will serve as a standard against which different AI models can be compared, helping to highlight their strengths and weaknesses in a consistent and fair manner.

Once developed, the results of our work – including the dataset itself, how it was created, and what it aims to measure – will be submitted for publication at a scientific conference and/or in a journal. By publishing our findings, we aim to share our contributions with the wider scientific community, allowing other researchers and developers to use our dataset to test their AI models and identify any weaknesses.

Fig. 10. **Full informed consent form (Part 1 of 2)**. This page provides information about why an informed consent process is needed, how Contributors' information will be used, and what research outputs will look like.

Withdrawing your data and information

Due to the nature of the research project, there are some limits on how you can withdraw your information.

If the study is ongoing (review the [timeline here](#)), please refer to the [FAQs on how to delete data](#).

If we are no longer actively collecting information about food, we ask that you email us directly and we will remove your information. To request your personally identifiable information be withdrawn, please contact our team supervisor

If you are ever in doubt, please do not hesitate to [contact us](#) at and we will work to help you understand your options.

Our research data storage policy

Once we have closed the data collection period part of the project, the research data will be stored for three years, according to the University of Oxford's data policy.

We are storing the information in a secure online database [\[find out more\]](#) and only a small number of researchers have access to it and your personal information will be kept separate. No one will be able to link your personally identifiable information with any information on food that we may publish. A full description of [how to withdraw your data can be found here](#).

A secure database is a place for storing important information online in a way that only certain people can access it with a password.

Are you collecting cookies?

In order for this website to work, there is a requirement for a small number of necessary cookies.

Has this project been reviewed by an Ethics Review Board?

Ethics Approval for the World Wide Dishes data collection and subsequent research study (reference: CS_CIA_24_004) was obtained from the Departmental Research Ethics Committees of the Computer Science Department [Should you have any questions, please reach out to us.](#)

Are there any specific points I should be aware of when I agree to participate?

By continuing with the project, you agree to the following:

1. I am over the age of 18 years old. [\[Learn more\]](#)

You are welcome to complete this form on behalf of someone else, but they must be over the age of 18 as well!

2. I understand that my data will be collected, securely stored and anonymously distributed for research purposes.
3. I understand that my participation is voluntary and that I am free to withdraw personally identifiable information at any point, without giving any reason. [\[Learn more\]](#)

Personally identifiable information includes your name and email address. We are storing this information in a secure online database and only a small number of researchers have access to it and your personal information will be kept separate. No one will be able to link your personally identifiable information with any information on food that we may publish. A full description of [how to withdraw your data can be found here](#).

Fig. 11. **Full informed consent form (Part 2 of 2)**. The informed consent page further provides information about how Contributors can withdraw their data and information, the WWD data storage policy, the WWD ethics review board approval, and how cookies are used on the WWD website.

D CREDITS FOR ICONS USED IN FIGURES

All icons used in the 1 were downloaded from Flaticon. As per Flaticon's terms of use, we provide attribution for each icon below.

Preprint.

- 'Computer: Flaticon.com'. This figure has been designed using resources from Flaticon.com
- 'Globe Icon: Flaticon.com'. This figure has been designed using resources from Flaticon.com
- 'Database: Flaticon.com'. This figure has been designed using resources from Flaticon.com
- 'Person Computer: Flaticon.com'. This figure has been designed using resources from Flaticon.com
- 'Reports: Flaticon.com'. This figure has been designed using resources from Flaticon.com
- 'Gears: Flaticon.com'. This figure has been designed using resources from Flaticon.com