

Rethinking Word Similarity: Semantic Similarity through Classification Confusion

Kaitlyn Zhou, Haishan Gao, Sarah Chen, Dan Edelman, Dan Jurafsky, Chen Shani
Stanford University

{katezhou, hsgao, sachen, danedels, jurafsky, cshani}@stanford.edu

Abstract

Word similarity has many applications to social science and cultural analytics tasks like measuring meaning change over time and making sense of contested terms. Yet traditional similarity methods based on cosine similarity between word embeddings cannot capture the context-dependent, asymmetrical, polysemous nature of semantic similarity. We propose a new measure of similarity, *Word Confusion*, that reframes semantic similarity in terms of feature-based *classification confusion*. *Word Confusion* is inspired by Tversky (1977)’s suggestion that similarity features be chosen dynamically. Here we train a classifier to map contextual embeddings to word identities and use the classifier confusion (the probability of choosing a confounding word c instead of the correct target word t) as a measure of the similarity of c and t . The set of potential confounding words acts as the chosen features. Our method is comparable to cosine similarity in matching human similarity judgments across several datasets (MEN, WordSim353, and SimLex), and can measure similarity using predetermined features of interest. We demonstrate our model’s ability to make use of dynamic features by applying it to test a hypothesis about changes in the 18th C. meaning of the French word “*révolution*” from *popular* to *state* action during the French Revolution. We hope this reimagining of semantic similarity will inspire the development of new tools that better capture the multi-faceted and dynamic nature of language, advancing the fields of computational social science and cultural analytics and beyond.

1 Introduction

Semantic similarity measures allow computational social scientists, digital humanists, and NLP practitioners to perform fine-grained synchronic and diachronic analysis on word meaning, with important applications to areas like cultural analytics and le-

gal and historical document analysis (Bhattacharya et al., 2020; Ríos et al., 2012).

The cosine between two embedding vectors is the most commonly used similarity metric for textual analysis across a variety of fields (Johri et al., 2011; Caliskan et al., 2017; Manzini et al., 2019; Martinc et al., 2020). However, it neither accounts for the multi-faceted nature of similarity (Tversky, 1977; Ettinger and Linzen, 2016; Zhou et al., 2022a, inter alia) nor does it align exactly with how humans perceive similarity (Nematzadeh et al., 2017). Cosine similarity is dominated by a small number of rogue dimensions due to the anisotropy of contextual embedding spaces (Timkey and Van Schijndel, 2021; Ethayarajh, 2019), underestimates the semantic similarity of high-frequency words (Zhou et al., 2022a), is a symmetric metric that cannot capture the asymmetry of semantic relationships¹ (Vilnis and McCallum, 2014), and often fails in capturing human interpretation (Sitikhu et al., 2019).

Here, we propose to think about concept similarity metrics differently. We are inspired by Tversky (1977)’s seminal work on similarity, presuming that humans have a rich mental representation of concepts. When faced with a particular task, like similarity assessment, we extract and compile from this rich representation only the relevant features for the required task. This formulation highlights the multi-faceted and context-dependent nature of similarity judgments (Evers and Lakens, 2014).

To demonstrate the potential of this new framing, we introduce a proof-of-concept: *Word Confusion*, a self-supervised method that **defines the semantic similarity between words according to a classifier’s confusion between them**. In a nutshell, we first train a classifier to map from a word embedding to the word itself, distinguishing it from a set of distractors. At inference time, given a new

¹For example, human similarity judgments are known to be directional; “*cat*” is more similar to “*animal*” than “*animal*” is to “*cat*”.

embedding e for a target word t , the probability the classifier assigns to a confound word c is used as a measure of similarity of words c and t . The set of distractor words used in training act as *features*, thus, the **similarity between words is based on their feature interchangeability**.

We test *Word Confusion* on standard word-similarity tasks like sentiment and grammatical gender classification and show that it is comparable to standard cosine similarity and can be more meaningful. We then apply *Word Confusion* to real-world data exploration tasks in collaboration with the fourth author, who is a scholar of French literature and history. We use the *Archive Parlementaires* from 1789-1793 to study a long debated question in the political history of revolutionary France: how “revolution” went from being seen as a means of popular liberation, to becoming identified with governmental actions that often flouted such personal freedoms.

In summary, our paper:

1. Proposes a novel framing of semantic similarity, inspired by cognitive models and sensitive to the blind spots of cosine similarity. Our new formulation can learn more complex word identity boundaries than cosine similarity alone; accounts for the asymmetrical nature of semantic similarity; can be easily adapted to desired domains; and provides a more interpretable measure.
2. Implements a proof-of-concept of our new framing of similarity, showing it is comparable to cosine on standard semantic similarity benchmarks.²
3. Applies our method to real-world data, showcasing its potential for analyzing word meaning and temporal trends.

We hope this new formulation will spark the creation of tools for cultural analytics and computational social science that account for the multifaceted and complex nature of semantic similarity.

2 Introducing *Word Confusion*

Our method begins by defining a set of words, or features. For example, we might choose the set $W = \{red, green, blue\}$ if we wanted to study similarity related to colors. These words will act as

²Our data and code can be found: <https://github.com/sally9805/word-confusion>

features that can be selected by the analyst to focus on a particular dimension or question.

Our process then has two phases: training and inference. In training (illustrated in part (a) of Figure 1)) we extract from a corpus a set of sentences containing each of these words, such as “*The sunset painted the sky a brilliant shade of red*” for the word “red”. We then use BERT to extract the contextual embeddings of these feature-words, and train a classifier to map from an embedding to its corresponding word identity. The classifier’s training objective is to correctly classify the embedding to the word that corresponds to it.

More formally, given a chosen set of word W and embeddings $\{e_1, e_2, \dots, e_i\} \in E$ that correspond to word identities $\{w_1, w_2, \dots, w_i\} \in W$, we train a logistic regression classifier on all pairs of $\{e_i, w_i\}$.

At inference (part (b) in Figure 1), we wish to define the semantic similarity of a word in terms of the classifier’s classes, which can be thought of as features.³ Now suppose we would like to compute the similarity of the new word “burgundy” to various colors. We extract the contextual embedding of “burgundy” given the sentence “*Burgundy is a deep reddish-brown shade inspired by wine*”, and use the trained classifier to compute the probability that the “burgundy”-embedding corresponds to each class $W = \{red, green, blue\}$. We then use the classifier’s confusion matrix to understand which primary colors burgundy is similar to. For example, the similarity of “burgundy” to “red” is the probability our classifier assigns to the class “red”.

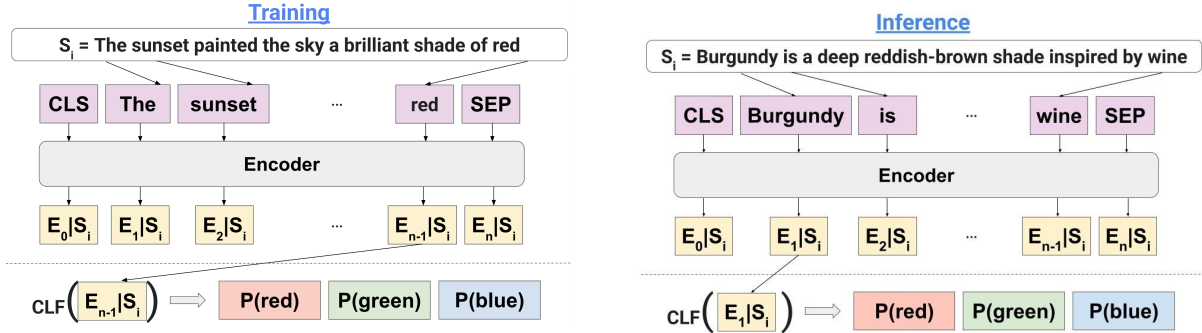
More formally, the probability distribution predicted by the model, $\vec{p}_j \in \mathbb{R}^{|W|}$, is used to quantify the semantic similarity between w_j (Burgundy) and each $w_i, \forall w_i \in W$ (in this case $W = \{red, green, blue\}$). Thus:

$$\text{sim}_{\text{WC}}(w_i, w_j) \stackrel{\text{def}}{=} p(w_i|e_j) \quad (1)$$

The set of distractor words chosen to train the initial classifier thus act as features that can be selected by the analyst to focus on a particular dimension or question.

Note that as with the example “burgundy”, the input word at inference can be out-of-vocabulary with respect to the classifier, or the target word can be one of the classifier’s classes (in which case we ignore the probability it assigns to that word and use the other $N - 1$ features.)

³Thus the choice of a different set of classes is a way of



(a) Training *Word Confusion*: The classifier is trained in a self-supervised manner, after selecting the desired features (in this example the classes red, green blue). We extract sentences containing those 3 “feature” words. The input to the classifier is the contextual embedding of the class token, e.g., the BERT embedding of the word “red” in the sentence “The sunset painted the sky a brilliant shade of red”. The classifier is trained to predict a class (“red”) from that contextual embedding.

(b) *Word Confusion* inference: We are given the classifier and the predetermined set of classes, which will act as features, in this case red, green, blue. Given a target word in a sentence, e.g., “burgundy”, we extract its contextual embedding in that sentence e_{burgundy} and compute $P(w_i | e_{\text{burgundy}})$ for each class i . The classifier’s confusion matrix then define the similarity of the burgundy with each class. The input word can be one of the feature words (red, green, blue) or not (burgundy).

Figure 1: *Word Confusion*: We predetermine a set of classes for our classifier, in this case {red, green, blue}. This choice of classes defines the similarity features used to describe the input word. At training, we extract sentences containing the chosen class words {red, green, blue}. We then train the classifier to map from a BERT contextual embeddings of these words to right class /feature (color, in this case). At inference, we extract BERT’s contextual embeddings of a target word, that may be a class (red) or may be a new word (“burgundy”). We then input the embedding to the classifier and use its confusion matrix to understand which primary colors burgundy is similar to.

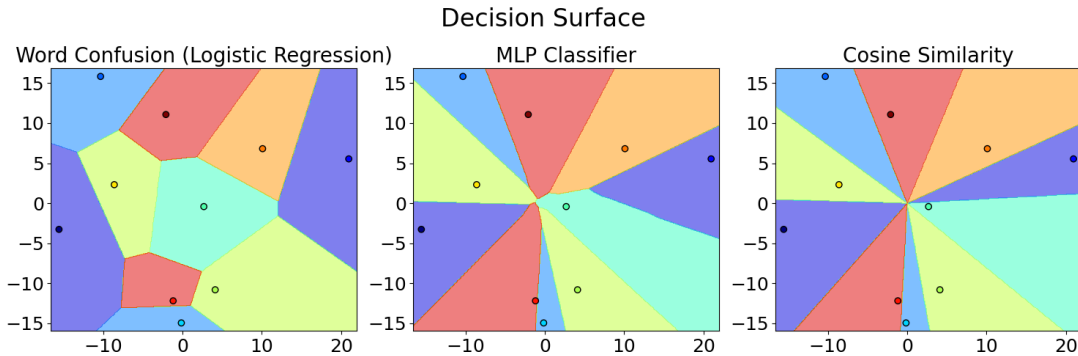


Figure 2: Differences in decision boundaries between *Word Confusion* and cosine similarity. The x and y axes represent two dimensions of an artificially constructed set of data points. Note how cosine similarity’s boundaries originate from the origin whereas *Word Confusion*’s are not limited in the same way.

2.1 Benchmarking *Word Confusion*

The intuition behind *Word Confusion* is that if it struggles to distinguish between contextual embeddings of *burgundy* and *red*, this could indicate they are similar. To test this hypothesis, we use *Word Confusion* on three semantic similarity benchmarks. For each task, we trained a model using sentences from English Wikipedia. Our classes contained all the words from the benchmark. We then built word embeddings by averaging the last four hidden layers of BERT-base-cased (Details in Appendix B).

selecting different features to describe the input word.

To calculate the similarity between two words w_i, w_j , we first extract all the sentences containing w_i from English Wikipedia. We average the contextual token embeddings of w_i using these sentences. This average token embedding was the input to the trained classifier (with classes containing all the words in the benchmark). We then use the probability *Word Confusion* assigned to w_i to set the similarity score between w_i and w_j . We tested three benchmarks:

- **MEN** contains 3000-word pairs annotated by 50 humans based on their “relatedness” (Agirre et al., 2009). For example {berry, seed}, {game, hockey}, and {truck, vehicle}

Method \ Dataset	MEN	WS353	SimLex
Cosine	0.59	0.54	0.39
<i>Word Confusion</i>	0.66	0.67	0.44

Table 1: Spearman’s ρ correlation between *Word Confusion* and cosine similarity results as compared to humans. These three benchmarks focus on slightly different aspects of word similarity. We measure the correlation between human scores and cosine similarity between the language model embeddings versus *Word Confusion*’s similarity scores. As can be seen, our method slightly outperforms cosine similarity.

received high relatedness scores, where {hot, zombi}, {interior, mushroom}, and {bakery, zebra} received low scores. To approximate human agreement, two annotators labeled all 3000 pairs on a 1-7 Likert scale; their Spearman correlation is 0.68, and the correlation of their average ratings with the general MEN scores is 0.84.

- **WordSim353 (WS353)** contains 2000 word-pairs along with human-assigned association judgements (Bruni et al., 2014). For example {bank, money}, {Jerusalem, Israel}, and {Maradona, football} received high scores whereas {noon, string}, {sugar, approach}, and {professor, cucumber} were ranked low. The authors report an inter-annotator agreement of 84%.
- **SimLex** contains 1000 word-pairs and directly measures similarity, rather than relatedness or association (Hill et al., 2015). The authors defined similarity as synonymy and instructed their annotators to rank accordingly. For example {happy, glad}, {fee, payment}, and {wisdom, intelligence} received high relatedness scores, where {door, floor}, {trick, size}, and {old, new} received low scores. Inter-rater agreement (the average of pairwise Spearman correlations between the ratings of all respondents) was reported as 0.67.

Across MEN, WS353, and SimLex, *Word Confusion* slightly outperforms cosine similarity. This illustrates the meaningfulness of classification confusions, compared to cosine similarity. We note that our probability distribution spanned only the classes we chose in advance (all of the words in the dataset), which yields a different vocabulary

compared to the original language model.

3 Theoretical Intuitions

In this section, we discuss the importance of word identifiability and how it enables the core mechanics of *Word Confusion*, and discuss some theoretical differences between *Word Confusion* and cosine similarity.

3.1 The Identifiability of Contextualized Word Embeddings

Word Confusion depends on the ability of a classifier to identify a word based on its contextual embedding; here we confirm that this classification task is indeed solvable, and examine some error cases to better understand it.

While contextualized word embeddings vary in their representation based on context, prior work showed that tokens of the same word still cluster together in geometric space (Zhou et al., 2022b).

To test whether these boundaries are indeed learnable, we test how well a model can identify a contextualized word embedding after seeing one other example of the same word’s contextualized embedding. We randomly sampled 26,000 words from English Wikipedia, trained 1000-class one-shot classifiers, and tested them on 10,000 examples (ten examples per class). Indeed, we found that the average test set accuracy on all our classifiers is 90%, suggesting that the contextualized word embeddings are highly *identifiable*. Thus, given an embedding, it is possible to identify its symbolic representation. See A for experimental details.

3.2 Differences Between *Word Confusion* and Cosine Similarity

Word Confusion and cosine similarity give different kinds of distances. We can see one way to visualize this in Figure 2. Note the differences in the decision surface between *Word Confusion* and cosine similarity: cosine boundaries emerge from the origin, whereas boundaries from *Word Confusion* are not restricted in the same way.

Using a linear classifier in *Word Confusion* also introduces new parameters that transform the input vectors into a different space, effectively re-defining the notion of distance compared to the raw embeddings. To see this, consider two normalized 2-dimensional vectors, x and y , and a real linear transformation, A applied to each. Using the singular value decomposition (SVD) of $A = U\Sigma V^T$,

the singular values of A ($\sigma u v^\top$) allow us to rewrite the transformed vectors Ax, Ay as $\sigma_1 u_1 v_1^\top x_1 + \sigma_2 u_2 v_2^\top x_2$ and $\sigma_1 u_1 v_1^\top y_1 + \sigma_2 u_2 v_2^\top y_2$ respectively.

The cosine distance between the transformed vectors is $1 - (\sigma_1^2(v_1^\top x_1)(v_1^\top y_1) + \sigma_2^2(v_2^\top x_2)(v_2^\top y_2))$ compared to the original cosine distance $1 - (x_1 y_1 + x_2 y_2)$.⁴ Similarly, the Euclidean distance between the transformed vectors is $\sigma_1 u_1 v_1^\top (x_1 - y_1) + \sigma_2 u_2 v_2^\top (x_2 - y_2)$ compared to the original Euclidean distance of $(x_1 - y_1)^2 + (x_2 - y_2)^2$. In both cases, the distances between the two transformed vectors differ from the original vectors based on the linear transformation applied.

In other words, a linear transformation introduces additional parameters, allowing the model to reshape the geometry of word vectors and adjust the distances between words and their predicted semantic similarities.

Our method also shares some properties with cosine similarity. Because linear classifiers learn a weight vector for each category that represents a kind of prototype of the category, the weight vectors learned by our classifier will be approximations of each word vector itself. Like cosine, our method thus computes similarity as the dot product between the word vector input and an errorful representation of the word vector encoded in the weights of the final classifier. What makes this approach effective is its reliance on small yet informative prediction errors that encode a meaningful signal, making the confusion matrix a source of linguistic insight.

3.3 Advantageous Properties of *Word Confusion* as a Similarity Measure

Using a trainable linear classifier and analyzing its error signal for word-similarity purposes introduces a few advantages for measuring similarity:

Asymmetry. Human perceived similarity is not symmetric (Tversky, 1977). Yet cosine, like many distance functions commonly used to calculate semantic similarity, is symmetric. One of the advantages of using a model’s confusion matrix for measuring semantic similarity is that these scores are *asymmetric*; i.e., $p_{ij} \neq p_{ji}$. For example, *Word Confusion* assigns lower probabilities for *animal* being predicted as *cat* than for *cat* being predicted as *animal*. The ability to measure asymmet-

ric semantic similarity opens interesting new directions of understanding semantic similarity which are not possible with cosine.

Domain Adaptability. The fact that *Word Confusion* requires training leads to more flexible similarity measures. Class selection enables measuring the semantic similarity of words relative to just a **subset** of features; we propose that this is particularly useful for practitioners who are interested in computing the similarity of words within a niche domain (we explore this in section 4).

Interpretability. Probabilistic similarity measures have the advantage of being more interpretable for humans than non-probabilistic measures like cosine (Sohangir and Wang, 2017). Using a classifier’s confusion matrix gives similarity scores that represent real probabilities. Moreover, since the choice of classifier classes is an implementation decision, one could choose them based on desired aspects of a word for a task. For example, we could interpret attitudes toward school by asking for the confusion matrix for the word “school” with a sentiment analysis classifier that contains the classes $\{\textit{negative}, \textit{positive}\}$, or the classes $\{\textit{fun}, \textit{work}\}$.

4 Real-World Data

Word Confusion is a new similarity measuring tool that could assist in understanding real-world data and trends. In this section, we focus on two applications of *Word Confusion* – its ability to serve as a feature extractor and to detect temporal trends in word meaning.

4.1 *Word Confusion* for Feature Classification

Word Confusion can be used to define out-of-domain word classes, i.e. when $w_j \notin W$. Using our earlier example, if the classes of *Word Confusion* are the features $\{\textit{positive}, \textit{negative}\}$, given an out-of-domain word like *school*, we can use the confusion matrix to represent the embedding for *school* as a mixture of the classes the model is familiar with, i.e., $\{\textit{positive}, \textit{negative}\}$.

Following this intuition, we test whether *Word Confusion* can use features as classes to identify objects’ membership to these classes accurately. We used the following tasks:

Sentiment classification using the NRC corpus (Pang et al., 2002; Mohammad et al., 2013). The goal is to classify words according to their sentiment (either positive or negative). The words were

⁴Terms cancel out as $\sigma_1 \sigma_1 = 1$ and $\sigma_1 \sigma_2 = 0$.

Experiment	<i>Word Confusion</i>	Cosine 1	Cosine 2	Cosine 3	Ave. Cosine
Sentiment Classification	0.79	0.75	0.71	0.84	0.73
Grammatical Gender (Italian)	0.93	0.80	0.80	0.71	0.77
Grammatical Gender (French)	0.85	0.86	0.86	0.83	0.85
ConceptNet Domain (Fashion-Gaming)	0.90	0.93	0.93	0.90	0.92
ConceptNet Domain (Sea-Land Animals)	0.83	0.79	0.80	0.61	0.73
Average	0.86	0.83	0.82	0.76	0.80

Table 2: Macro-F1 for *Word Confusion* and cosine similarity across a variety of feature classification tasks. We operationalize cosine similarity in three ways: 1) the distance between the centroids of the seed words and the target words 2) the average distance each of the target word to the centroid of the seed words 3) the average distance of each target word to each seed word (no centroids).

manually annotated based on their emotional association (e.g., “trophy” is positive, whereas “flu” is negative).

Grammatical gender classification of nouns (Sahai and Sharma, 2021). We tested *Word Confusion* using two languages – Italian and French. The goal is to classify words according to their grammatical gender per language. For example, “flower” is feminine in French and masculine in Italian.

Domain classification using ConceptNet categories (Dalvi et al., 2022). The goal is to classify words to their correct ConceptNet class. We used two domain pairs: Fashion-Gaming is about classifying whether a word belongs to the fashion domain or the gaming domain; in Sea-Land, the goal is to predict if an animal is a sea or land animal.

For each task, we hand-select meaningful words as classes for the classifier and use terms from the lexicon as test embeddings. For example, for sentiment classification we first use the seed words *positive* and *negative* as our classes and collect occurrences from a corpus, extract the embeddings train the concept prober to recognize *positive* and *negative*. Finally, we then use *Word Confusion* to classify all the terms in the NRC lexicon (our target words). We define the label using the class with the highest probability for the word. Details of each experiment are available in in the Appendix B.1.

Across all three tasks, we find that *Word Confusion* is successful in feature-based classification using a few seed word training examples. Compared to cosine similarity, we achieve a macro-F1 of 86% compared to 80% (see table 2).

Embedding Meaning vs. Properties. It is important to distinguish between embedding a word for its overall meaning (e.g., whether it conveys a positive or negative sentiment) versus embedding it to capture a specific property (e.g., gender, formality).

While *Word Confusion* supports both, this distinction is crucial when interpreting the results and determining the appropriate transformations for different tasks.

4.2 What Is A Revolution?

We now examine whether *Word Confusion* could be used as a tool for studying concepts in a way that aids humanistic or social science investigations. By collaborating with the fourth author, a scholar of French literature and history, we investigate historical changes in the meaning of the French word “*révolution*”. Together, we used *Word Confusion* to test a prominent hypothesis of how the meaning of the word and concept of revolution changed (Baker, 1990): that the meaning of “*révolution*” in the early years of the French Revolution was more associated with *popular* action, but later become identified with *state* actions.

We constructed a set of French words associated with the people (*{peuple, populaire, ...}*) and the state (*{conseil, gouvernement, ...}*).⁵ These seed words were used as classes for our classifier, which we trained on different temporal segments to observe the temporal change in our concept of interest. Our corpora are the *Archives Parlementaires*, transcripts of parliamentary speeches during a time that contains moments of both emancipation and elite control of political processes.⁶ The corpus contains 9,628 speeches and 54,460,150 words from the years 1789-1793. Within this corpus, the

⁵Note on choice of seed words: we are tracking changes in the meaning of “*révolution*” between 1789 and 1793 thus only looking at the vocabulary used during the French Revolution. Although the connection between “*peuple*” and “*révolution*” could be found before July 14, 1789, it is in the aftermath of that date that this connection became the primary one. Prior to this, the delegates of the National Assembly in Versailles had claimed they had been leading the “*révolution*”.

⁶<https://sul-philologic.stanford.edu/philologic/archparl/>

term “*révolution*” appears 2,206 times across 218 speeches, with a contextual basis of 90,138 words.

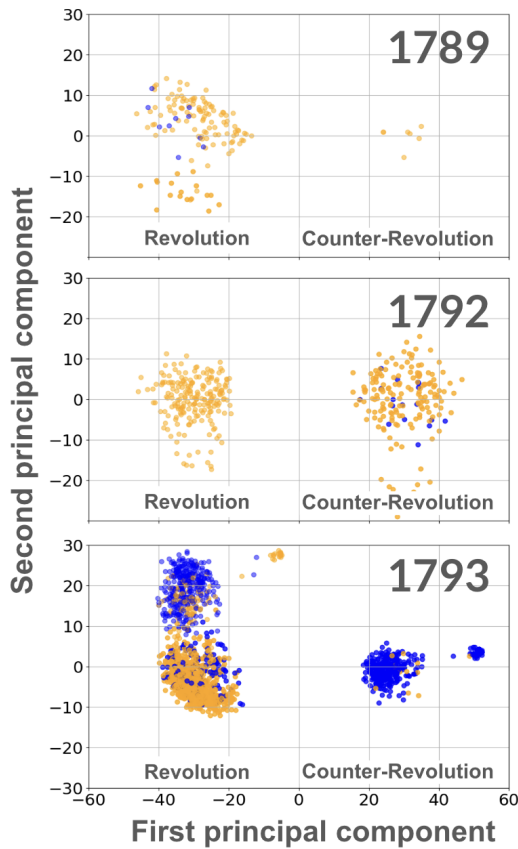


Figure 3: In 1789, the word “*révolution*” was primarily associated with popular action (represented in orange). In 1792 “*révolution*” was now also seen as something that the government should lead (represented in blue) found in the “*counter-revolution*” cluster. In 1793, this new governmental meaning had spread back to the word “*révolution*” itself.

We color-code the classes orange as “*peuple*” (“*the people*”) and blue as “*gouvernement*” (“*the state*”) and project the embeddings down to a 2-dimensional space and visualize the results (Figure 3).

We find that, in 1789, the word “*révolution*” was primarily associated with popular action, the most famous example of which was the storming of the Bastille. In 1792, another definition became common: “*révolution*” was now also seen as something that the government should lead.

Interestingly, the first use of “*révolution*” to be associated with governmental action is in fact around the term “*counter-revolution*”. The word embeddings of “*counter-révolution*” are predicted to be associated with the state, indicating that it was primarily when talking about threats to, and enemies of, the revolution, that politicians suggested

transferring more power to the state. Jumping forward to 1793, this new governmental meaning is predicted for the word embeddings of “*révolution*” itself. Our findings suggest that the goal of repressing counter-revolutionaries is what associated the term “*révolution*” with governmental action. In other words, once revolutionaries became more concerned about tracking down their enemies, they granted to the government the same kind of extra-legal power that had originally only been the prerogative of the people in arms.⁷

Our findings are consistent with historians’ hypothesis that the meaning of revolution in the early years of the French Revolution is most closely aligned with the concept of the people and this gradually shifts as the revolution continues (Sewell Jr. and Sewell, 2005; Edelstein, 2012). Furthermore, our model allows us to uncover a potential causal story for this shift in the meaning; that the state sense of revolution first actually started with counter-revolution. This is a novel discovery in our understanding of the French Revolution; future humanistic work should use other methods to confirm this proposed causal link to counter-revolutionaries.

See Appendix C for another, more preliminary social scientific application of *Word Confusion*, in this case to study financial trends.

5 Related Work on Cultural Change

Both static and contextualized embedding spaces contain semantically meaning dimensions that align with high-level linguistic and cultural features (Bolukbasi et al., 2016; Coenen et al., 2019). These embeddings have enabled a large number of quantitative analyses of temporal shifts in meaning and links to cultural or social scientific variables. For example early on, using static embeddings, Hamilton et al. (2016) measured linguistic drifts in global semantic space as well as cultural shifts in particular local semantic neighborhoods. Garg et al. (2018) demonstrated that changes in word embeddings correlated with demographic and occupation shifts through the 1900s.

⁷While the proclamation of the republic and the introduction of the new calendar are related to the idea of revolution, the conceptual shifts that we’ve identified appears prior to both of these events. The revolutionary calendar was not introduced until October 1793, meanwhile declaration of the Republic occurred in September 1792. The emergence of “*counterrevolution*” as a state problem predates these events, confirming that neither play a role in introducing the newer understanding of “*révolution*” as a state-driven process.

Analyses of contextualized embeddings have identified semantic axes based on pairs of “seed words” or “poles” (Soler and Apidianaki, 2020; Lucy et al., 2022; Grand et al., 2022). Across the temporal dimension, such axes can measure the evolution of gender and class (Kozlowski et al., 2019), internet slang (Keidar et al., 2022), and more (Madani et al., 2023; Lyu et al., 2023; Erk and Apidianaki, 2024). Bražinskas et al. (2017) proposes a probabilistic measure for lexical similarity.

It’s also instructive to consider the similarity of our method with tasks like word sense disambiguation (WSD) and named entity recognition (NER). The central idea behind *Word Confusion* of mapping from embeddings to categories are also found in NER and WSD. What differs is the dynamic nature of the categories. Where NER focuses on pre-defined concept hierarchies and WSD on pre-defined senses per word, *Word Confusion* focuses on a coherent but dynamic grouping of words that is interpretable for a given task.

6 Discussion and Conclusion

In this paper, we reframe the task of semantic similarity from one of measuring distances to one of classification confusion. This formulation highlights the context-dependency of similarity judgments, meanwhile avoiding the pitfalls of geometric similarity measures (Evers and Lakens, 2014).

This new framing of semantic similarity in terms of classification confusion introduces new properties that are inspired by cognitive models of similarity (Tversky, 1977) and accounts for the asymmetric nature of semantic similarity, captures different aspects of both similarity and multi-faceted words and offer a measure that has interpretability benefits.

Our proof-of-concept method, *Word Confusion*, demonstrates the practical applicability and effectiveness of this reframing. Empirical results show that it outperforms cosine similarity on standard datasets. For computational social science or cultural analytics applications, *Word Confusion* can serve as a way to learn to represent words using target features (e.g., “school” in terms of $\{positive, negative\}$), and can be used to trace the meaning of a word as a function of time (like the word “révolution”).

The theoretical underpinnings of *Word Confusion* allow it to learn complex word identity boundaries and capture the directional nature of

similarity, offering a richer and more flexible framework for understanding word meanings.

While we implemented *Word Confusion* as a linear classifier, the method naturally extends to capturing non-linear relationships among embedding components by replacing the linear projection with neural networks. Investigating whether the error function preserves its useful properties in non-linear settings remains an open question for future work.

While our experiments are preliminary and the space of possible similarity measures is enormous, we hope this reimagining of semantic similarity will inspire the development of new tools that better capture the multi-faceted and dynamic nature of language, advancing the fields of computational social science and cultural analytics and beyond.

Limitations

Our proof-of-concept suggests a promising path where cosine similarity can be replaced by a more sophisticated method that involves self-supervision. However, the boost in performance also comes with some caveats. Because *Word Confusion* is a supervised classifier, it requires an extra training step that simple cosine doesn’t require. Furthermore, potential users will need a basic understanding of model training and the pitfalls of over-fitting data.

As mentioned earlier, while we implemented *Word Confusion* as a linear classifier, the method naturally extends to non-linear models. Additionally, various transformations commonly applied to embeddings before measuring distances (Mu et al., 2018) can also be incorporated prior to using *Word Confusion*, as our method relies on the resulting error signal to assess word similarity. Although non-linear models offer a promising direction, we have not yet examined whether the error function preserves its useful properties in such settings—an important avenue for future work. Introducing non-linearity into the classifier is known to alter its behavior in various ways, but its impact on confusion-based similarity remains uncertain. Further research is needed to evaluate its potential advantages and limitations.

Another key limitation of our approach is that we used three simple implementations of cosine similarity without exploring many possible augmentations to cosine, like normalizing it across the dataset (as was shown to be effective by (Timkey

and Van Schijndel, 2021)). Further refining both our classifier and cosine similarity implementations could lead to improved results for both, as well as a deeper understanding of *Word Confusion*.

Another important limitation of our analysis is that our results might be affected by the choice of seed words and the mechanisms on how we sample the ones used to represent the concepts. Changing seed words can impact the similarities. While we explored different sets of seed words without seeing drastic changes in results, a robust evaluation of the effect of different seed words should be considered in future work.

Lastly, we are not aware if changing the model used to create the embeddings can degrade the performance.

Ethics Statement

As with all language technologies, there are a number of ethical concerns surrounding their usage and societal impact. It is likely that with this method, the biases known in contextualized embeddings can continue to propagate through downstream tasks, leading to representation or allocation harms. Additionally, the use of large language models for building contextualized embeddings is expensive and requires time and energy resources. To our knowledge, the method we have developed does not exacerbate any of these pre-existing ethical concerns but we recognize our work here also does not mitigate or avoid them.

Acknowledgments

We thank Dallas Card, Nelson Liu, Kyle Hsu, Amelia Hardy, Kawin Ethayarajh, and Tianyi Zhang for their helpful feedback and discussion. This work was supported in part by the NSF via award number IIS-2128145, by the Hoffman–Yee Research Grants Program and the Stanford Institute for Human-Centered Artificial Intelligence, and by the Koret Foundation grant for Smart Cities and Digital Living.

References

Eneko Agirre, Enrique Alfonseca, Keith Hall, Jana Kravalova, Marius Paşca, and Aitor Soroa. 2009. [A study on similarity and relatedness using distributional and WordNet-based approaches](#). In *Proceedings of Human Language Technologies: The 2009 Annual Conference of the North American Chapter of the Association for Computational Linguistics*, pages

19–27, Boulder, Colorado. Association for Computational Linguistics.

Keith Michael Baker. 1990. *Inventing the French Revolution: Essays on French Political Culture in the Eighteenth Century*. Ideas in Context. Cambridge University Press.

Paheli Bhattacharya, Kripabandhu Ghosh, Arindam Pal, and Saptarshi Ghosh. 2020. Methods for computing legal document similarity: A comparative study. *arXiv preprint arXiv:2004.12307*.

Terra Blevins and Luke Zettlemoyer. 2020. [Moving down the long tail of word sense disambiguation with gloss informed bi-encoders](#). In *Proceedings of the 58th Annual Meeting of the Association for Computational Linguistics*, pages 1006–1017, Online. Association for Computational Linguistics.

Tolga Bolukbasi, Kai-Wei Chang, James Y Zou, Venkatesh Saligrama, and Adam T Kalai. 2016. Man is to computer programmer as woman is to homemaker? debiasing word embeddings. *Advances in neural information processing systems*, 29.

Arthur Bražinskis, Serhii Havrylov, and Ivan Titov. 2017. Embedding words as distributions with a bayesian skip-gram model. *arXiv preprint arXiv:1711.11027*.

Elia Bruni, Nam-Khanh Tran, and Marco Baroni. 2014. Multimodal distributional semantics. *Journal of artificial intelligence research*, 49:1–47.

Aylin Caliskan, Joanna J Bryson, and Arvind Narayanan. 2017. Semantics derived automatically from language corpora contain human-like biases. *Science*, 356(6334):183–186.

Center for Bibliographic Studies and Research, University of California, Riverside. 2024. Courtesy of the california digital newspaper collection. Data retrieved from World Development Indicators, <http://cdnc.ucr.edu>.

Andy Coenen, Emily Reif, Ann Yuan, Been Kim, Adam Pearce, Fernanda B. Viégas, and Martin Wattenberg. 2019. [Visualizing and measuring the geometry of BERT](#). *CoRR*, abs/1906.02715.

Fahim Dalvi, Abdul Rafae Khan, Firoj Alam, Nadir Durani, Jia Xu, and Hassan Sajjad. 2022. [Discovering latent concepts learned in BERT](#). In *International Conference on Learning Representations*.

Dan Edelstein. 2012. Do we want a revolution without revolution? reflections on political authority. *French Historical Studies*, 35(2):269–289.

Katrin Erk and Marianna Apidianaki. 2024. Adjusting interpretable dimensions in embedding space with human judgments. *arXiv preprint arXiv:2404.02619*.

Kawin Ethayarajh. 2019. How contextual are contextualized word representations? comparing the geometry of bert, elmo, and gpt-2 embeddings. *arXiv preprint arXiv:1909.00512*.

- Allyson Ettinger and Tal Linzen. 2016. Evaluating vector space models using human semantic priming results. In *Proceedings of the 1st workshop on evaluating vector-space representations for NLP*, pages 72–77.
- Ellen RK Evers and Daniël Lakens. 2014. Revisiting tversky’s diagnosticity principle. *Frontiers in Psychology*, 5:57776.
- Nikhil Garg, Londa Schiebinger, Dan Jurafsky, and James Zou. 2018. Word embeddings quantify 100 years of gender and ethnic stereotypes. *Proceedings of the National Academy of Sciences*, 115(16):E3635–E3644.
- Gabriel Grand, Idan Asher Blank, Francisco Pereira, and Evelina Fedorenko. 2022. Semantic projection recovers rich human knowledge of multiple object features from word embeddings. *Nature human behaviour*, 6(7):975–987.
- William L Hamilton, Jure Leskovec, and Dan Jurafsky. 2016. Cultural shift or linguistic drift? comparing two computational measures of semantic change. In *Proceedings of the conference on empirical methods in natural language processing. Conference on empirical methods in natural language processing*, volume 2016, page 2116. NIH Public Access.
- John Hewitt and Percy Liang. 2019. [Designing and interpreting probes with control tasks](#). In *Proceedings of the 2019 Conference on Empirical Methods in Natural Language Processing and the 9th International Joint Conference on Natural Language Processing (EMNLP-IJCNLP)*, pages 2733–2743, Hong Kong, China. Association for Computational Linguistics.
- Felix Hill, Roi Reichart, and Anna Korhonen. 2015. [SimLex-999: Evaluating semantic models with \(genuine\) similarity estimation](#). *Computational Linguistics*, 41(4):665–695.
- Nikhil Johri, Daniel Ramage, Daniel McFarland, and Daniel Jurafsky. 2011. [A study of academic collaborations in computational linguistics using a latent mixture of authors model](#). In *Proceedings of the 5th ACL-HLT Workshop on Language Technology for Cultural Heritage, Social Sciences, and Humanities*, pages 124–132, Portland, OR, USA. Association for Computational Linguistics.
- Daphna Keidar, Andreas Opedal, Zhijing Jin, and Mrinmaya Sachan. 2022. [Slangvolution: A causal analysis of semantic change and frequency dynamics in slang](#). In *Proceedings of the 60th Annual Meeting of the Association for Computational Linguistics (Volume 1: Long Papers)*, pages 1422–1442, Dublin, Ireland. Association for Computational Linguistics.
- Austin C Kozlowski, Matt Taddy, and James A Evans. 2019. The geometry of culture: Analyzing the meanings of class through word embeddings. *American Sociological Review*, 84(5):905–949.
- Nelson F. Liu, Matt Gardner, Yonatan Belinkov, Matthew E. Peters, and Noah A. Smith. 2019. [Linguistic knowledge and transferability of contextual representations](#). In *Proceedings of the 2019 Conference of the North American Chapter of the Association for Computational Linguistics: Human Language Technologies, Volume 1 (Long and Short Papers)*, pages 1073–1094, Minneapolis, Minnesota. Association for Computational Linguistics.
- Li Lucy, Divya Tadimeti, and David Bamman. 2022. [Discovering differences in the representation of people using contextualized semantic axes](#). In *Proceedings of the 2022 Conference on Empirical Methods in Natural Language Processing*, pages 3477–3494.
- Qing Lyu, Marianna Apidianaki, and Chris Callison-burch. 2023. [Representation of lexical stylistic features in language models’ embedding space](#). In *Proceedings of the 12th Joint Conference on Lexical and Computational Semantics (*SEM 2023)*, pages 370–387.
- Navid Madani, Rabiraj Bandyopadhyay, Briony Swire-Thompson, Michael Miller Yoder, and Kenneth Joseph. 2023. [Measuring social dimensions of self-presentation in social media biographies with an identity-based approach](#).
- Thomas Manzini, Lim Yao Chong, Alan W Black, and Yulia Tsvetkov. 2019. [Black is to criminal as caucasian is to police: Detecting and removing multi-class bias in word embeddings](#). In *Proceedings of the 2019 Conference of the North American Chapter of the Association for Computational Linguistics: Human Language Technologies, Volume 1 (Long and Short Papers)*, pages 615–621, Minneapolis, Minnesota. Association for Computational Linguistics.
- Matej Martinc, Petra Kralj Novak, and Senja Pollak. 2020. [Leveraging contextual embeddings for detecting diachronic semantic shift](#). In *Proceedings of the Twelfth Language Resources and Evaluation Conference*, pages 4811–4819, Marseille, France. European Language Resources Association.
- Saif Mohammad, Svetlana Kiritchenko, and Xiaodan Zhu. 2013. [NRC-Canada: Building the state-of-the-art in sentiment analysis of tweets](#). In *Second Joint Conference on Lexical and Computational Semantics (*SEM), Volume 2: Proceedings of the Seventh International Workshop on Semantic Evaluation (SemEval 2013)*, pages 321–327, Atlanta, Georgia, USA. Association for Computational Linguistics.
- Jiaqi Mu, S. Bhat, and Pramod Viswanath. 2018. All-but-the-top: Simple and effective postprocessing for word representations. *ICLR*, abs/1702.01417.
- Aida Nematzadeh, Stephan C Meylan, and Thomas L Griffiths. 2017. Evaluating vector-space models of word representation, or, the unreasonable effectiveness of counting words near other words. In *CogSci*.

- B. New, C. Pallier, M. Brysbaert, and L. Ferrand. 2004. [Lexique 2 : A new french lexical database](#). *Behavior Research Methods, Instruments, & Computers*, 36(3):516–524.
- Bo Pang, Lillian Lee, and Shivakumar Vaithyanathan. 2002. [Thumbs up? sentiment classification using machine learning techniques](#). In *Proceedings of the 2002 Conference on Empirical Methods in Natural Language Processing (EMNLP 2002)*, pages 79–86. Association for Computational Linguistics.
- Valentina Nicole Pescuma, Chiara Zanini, Davide Crepaldi, and Francesca Franzon. 2021. Form and function: A study on the distribution of the inflectional endings in italian nouns and adjectives. *Frontiers in Psychology*, page 4422.
- Mohammad Taher Pilehvar and Jose Camacho-Collados. 2019. [WiC: the word-in-context dataset for evaluating context-sensitive meaning representations](#). In *Proceedings of the 2019 Conference of the North American Chapter of the Association for Computational Linguistics: Human Language Technologies, Volume 1 (Long and Short Papers)*, pages 1267–1273, Minneapolis, Minnesota. Association for Computational Linguistics.
- Sebastián A Ríos, Roberto A Silva, and Felipe Aguilera. 2012. A dissimilarity measure for automate moderation in online social networks. In *Proceedings of the 4th International Workshop on Web Intelligence & Communities*, pages 1–9.
- Saumya Sahai and Dravyansh Sharma. 2021. [Predicting and explaining French grammatical gender](#). In *Proceedings of the Third Workshop on Computational Typology and Multilingual NLP*, pages 90–96, Online. Association for Computational Linguistics.
- William H. Sewell Jr. and William Hamilton Sewell. 2005. *Logics of history: Social theory and social transformation*. University of Chicago Press.
- Pinky Sitikhu, Kritish Pahi, Pujan Thapa, and Subarna Shakya. 2019. A comparison of semantic similarity methods for maximum human interpretability. In *2019 artificial intelligence for transforming business and society (AITB)*, volume 1, pages 1–4. IEEE.
- Sahar Sohngir and Dingding Wang. 2017. Improved sqrt-cosine similarity measurement. *Journal of Big Data*, 4:1–13.
- Aina Garí Soler and Marianna Apidianaki. 2020. [Bert knows punta cana is not just beautiful, it’s gorgeous: Ranking scalar adjectives with contextualised representations](#).
- William Timkey and Marten Van Schijndel. 2021. All bark and no bite: Rogue dimensions in transformer language models obscure representational quality. *arXiv preprint arXiv:2109.04404*.
- Amos Tversky. 1977. Features of similarity. *Psychological review*, 84(4):327.
- Luke Vilnis and Andrew McCallum. 2014. Word representations via gaussian embedding. *arXiv preprint arXiv:1412.6623*.
- Kelly Zhang and Samuel Bowman. 2018. [Language modeling teaches you more than translation does: Lessons learned through auxiliary syntactic task analysis](#). In *Proceedings of the 2018 EMNLP Workshop BlackboxNLP: Analyzing and Interpreting Neural Networks for NLP*, pages 359–361, Brussels, Belgium. Association for Computational Linguistics.
- Kaitlyn Zhou, Kawin Ethayarajh, Dallas Card, and Dan Jurafsky. 2022a. Problems with cosine as a measure of embedding similarity for high frequency words. In *Proceedings of the 60th Annual Meeting of the Association for Computational Linguistics (Volume 2: Short Papers)*, pages 401–423.
- Kaitlyn Zhou, Kawin Ethayarajh, Dallas Card, and Dan Jurafsky. 2022b. Problems with cosine as a measure of embedding similarity for high frequency words. In *Proceedings of the 60th Annual Meeting of the Association for Computational Linguistics (Volume 2: Short Papers)*, pages 401–423, Dublin, Ireland. Association for Computational Linguistics.
- George Kingsley Zipf. 1945. The meaning-frequency relationship of words. *The Journal of general psychology*, 33(2):251–256.

A Additional Details

Here, we provide additional details about the experimental set-up of *Word Confusion*.

We used the logistic regression model from the scikit-learn library using a one-vs-rest (OvR) scheme.

Did you try other ways of creating embeddings? We explored alternative methods of creating word embeddings, such as various ways of concatenating layers, but they produced almost identical results.

Did you perform any preprocessing? We filtered out short (<20 characters) and long (>512 characters) sentences, and matched keywords on token IDs to ensure punctuation and casing are consistent across examples.

Which hyperparameters did you use? Our task is also trained without any use of hyperparameters or special pre-processing steps to help address the concerns pointed out by Liu et al. (2019); Hewitt and Liang (2019).

How does this differ from BERT’s training task and other works? The identity retrieval task differs from the masked LM training task: in masked LM training, the word identity must be predicted from its **surrounding context** rather than the embedding itself. Our task is also related to but different from the “word identity” classifier of Zhang and

Bowman (2018) which predicts the identity of a **neighboring** word.

What about OOV words? For the error analysis, we used the embedding of the first subtoken. Throughout the rest of the paper, we average the subtokens following Pilehvar and Camacho-Collados (2019) and Blevins and Zettlemoyer (2020). Our decision to use the first subtoken in the error analysis section was to investigate the impacts of tokenization and perform analysis on token frequencies of the first subtokens when words were OOV.

In the benchmarking tasks, does your decision to represent a word via the embedding of its first token impact a word’s identifiability? We find this is largely not the case. BERT-Base has a ~30,000 token vocabulary, with words that occurred over ~10,000 times in its original training data considered in the vocabulary. The word “intermission”, is out-of-vocabulary and is tokenized into “inter” and “##mission”, and we would use the (extremely ambiguous) first token “inter” to represent “intermission”.

Surprisingly, using only the first token to represent an OOV word had little impact on the identifiability of words, suggesting that these embeddings could capture enough context to differentiate themselves from words with identical prefixes. We find that words tokenized into multiple pieces had lower error rates (4%) than words that remained whole (17%) (see figure 4a). In other words, the words “intermission”, “interpromotional”, “interwar”, and “interwoven” are distinguishable from one another even though each is tokenized into “inter” and subsequent tokens and only the first token’s embedding is used. That is, the context (namely, the subsequent token “##mission”) sufficiently changed the BERT embedding for “inter” to make it identifiable in context. The fact that single tokens words (which are in vocabulary and generally more frequent) performed worse as a group is likely explained by our prior finding that high frequency words have lower performance on this task (see figure 4b).

A.1 Error Analysis

Although *Word Confusion* is relatively accurate (> 90% accuracy), it can still makes mistakes, particularly with highly frequent or polysemous words.

Frequency We find that a word’s training data frequency correlates negatively with identifiability.

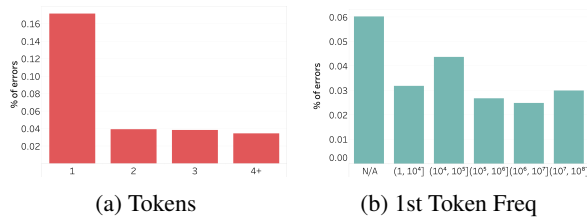


Figure 4: The bar charts above highlight the percentage of errors for words binned by tokens and frequencies of the first subtoken for OOV words. (a) errors by number of tokens (b) errors by frequency of the first token

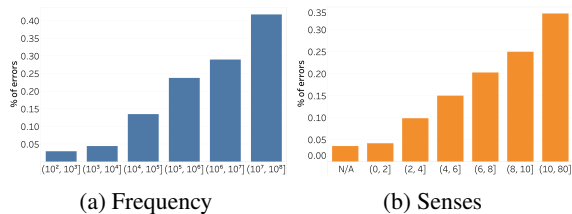


Figure 5: The percentage of errors for words binned by frequency and number of senses.

For example, the error rate of words with over 10 million training data occurrences is 42%, compared to an error rate of 3% for rare words with between 100 and 1000 training data occurrences.

Polysemy One explanation for the poor performance of high-frequency words could be the high polysemy of these words (Zipf, 1945). Indeed, *Word Confusion* makes more errors with polysemous words. Very polysemous words (more than 10 senses in WordNet) are 8 times more likely than monosemous words to be misidentified (34% versus 4%, see figure 5b).

Geometric Space Another explanation for lower linear separability of high frequency words is that embeddings of high frequency words are typically more dispersed in geometric space than low frequency words (Zhou et al., 2022b). This would most likely lead to difficulty in identifying them with a simple logistic regression model.

B Details and Full Results from Section 4.1

Implementation Out-of-vocabulary words here are represented as the average of the words’ tokens, following Pilehvar and Camacho-Collados (2019) and Blevins and Zettlemoyer (2020). We experiment with a variety of embedding methods, taking the last layer and taking the first subtoken of out-of-vocabulary words and find comparable results.

Similarity Experiments For cosine, we took 30 samples of each word and we took the average

embedding (this is standard practice). For *Word Confusion*, we again took 30 samples and we averaged the vectors of the predicted probabilities before taking the target probability values.

Feature Extraction Experiments Word sampling for target and seed words is done to speed up the computation, we did not find significant differences with different samples (nonetheless, having at least 1000 embeddings to train *Word Confusion* is necessary to get good and stable results).

Models used:

- “bert-base-cased”
- “dbmdz/bert-base-italian-cased”
- “dbmdz/bert-base-french-europeana-cased”

B.1 Seed and Target Words Used

Sentiment Classification

- **Task:** Classifying concepts based on sentiment by using the NRC corpus (Mohammad et al., 2013). Target words: 98 positive and 98 negative words. Seed words: “positive” and “negative”.
- **Corpus:** wikitext-103-v1 from HuggingFace. We remove sentences that are shorter than 15 tokens and longer than 200 tokens.
- **Sampling:** We sample 1000 occurrences of “positive” and 1000 occurrences of “negative”. For each target word, we sample 30 occurrences.

Grammatical Gender in French and Italian

Experiment 1:

- **Task:** Classifying concepts by the grammatical gender of nouns.
- **Corpus:** Latest Italian Wikipedia abstracts from DBPedia. We removed sentences shorter than 20 tokens and longer than 100 tokens.
- **Sampling:** Target words: 140 Italian nouns. Seed words: 59 Italian masculine and feminine adjectives. For each target word, we sample 30 occurrences. For each seed word, we sample 20 occurrences. Seed and target words have been filtered with respect to frequency. Data comes from Flex-IT (Pescuma et al., 2021).

Experiment 2:

- **Task:** Classifying concepts by the grammatical gender of nouns.
- **Corpus:** Latest French Wikipedia abstracts from DBPedia. We removed sentences shorter than 20 tokens and longer than 100 tokens.
- **Sampling:** Target words: 201 French nouns. Seed words: 65 French masculine and feminine adjectives. Seed and target words have been filtered with respect to frequency. Data comes from Lexique383 (New et al., 2004).

BERT Concept Net Classification Land-Sea

- **Task:** Classifying concepts by classes based on the ConceptNet dataset (Dalvi et al., 2022), predicting if an animal is a sea or land animal.
- **Corpus:** wikitext-103-v1 from HuggingFace. We remove sentences that are shorter than 15 tokens and longer than 200 tokens.
- **Sampling:** Target words: 64 land or sea animals. Seed words: category names: “land” and “sea”. We sample 1000 occurrences of each seed word. For each target word, we sample 30 occurrences.

BERT Concept Net Classification Fashion-Gaming

- **Task:** Classifying concepts by classes based on the ConceptNet dataset (Dalvi et al., 2022), predicting if a concept comes from the fashion domain or the design domain.
- **Corpus:** wikitext-103-v1 from HuggingFace. We remove sentences that are shorter than 15 tokens and longer than 200 tokens.
- **Sampling:** Target words: 29 terms related to fashion or gaming. Seed words: category names: “fashion, clothes” and “gaming, games”. We sample 500 occurrences of each seed word. For each target word, we sample 30 occurrences.

C Capturing Trends in Inflation

In a very preliminary experiment, we also apply *Word Confusion* to a novel social science domain: representation of economical value or financial meaning. Here we test whether we can recover

the financial value of goods from their embeddings and use them to predict changes in those values – inflation. We choose inflation since it is easy to quantify and explores a novel domain for this sort of computational meaning. However, the results are preliminary, these trends are extremely complex, and more diverse and domain-specific data could help improve our understanding of applications to this domain.

We used the California Digital Newspaper Collection (CDNC)⁸, a newspaper corpus that covers the years 1846-2023. We segmented the data into temporal periods based on trends in the Dow Jones Index (DJI)⁹, aggregating intervals that exhibited the same index fluctuation directions. At the end of the process, we had 17 different data segments, spanning the years 1915-2009. We then further trained the last layer of a 12-layer BERT model for each temporal segment, to create embeddings that capture a particular historical period, with the goal of capturing the temporal change in the value of money.

To quantify the change in the value of money, we trained *Word Confusion* for every temporal segment of the data. Its goal was to map from the contextual embedding of the “\$” token to the (bucketed) monetary value that accompanied that dollar sign. Thus, for each temporal segment, we extract all sentences containing “\$”, and use the contextual embedding of \$ for predicting the bucketed monetary value from the original sentence. For example, if the sentence is “The price of gas increased to \$3 per gallon!”, we train a linear regression model to correctly map the \$ embedding to the bucket that contains 3.¹⁰

We used all of the temporal *Word Confusion* classifiers to predict the monetary values of items in a typical basket of goods (e.g., egg, milk, gasoline, car, etc)¹¹. We then compare these predictions with two measures – the historical Consumer Product Index (CPI) and the Dow Jones Index (DJI).

⁸<https://cdnc.ucr.edu/>

⁹<https://www.macrotrends.net/1319/dow-jones-100-year-historical-chart>

¹⁰The average correlation coefficient of the trained *Word Confusion* regressors across the different temporal segments is 0.790, indicating a strong correlation between the \$ embeddings and their numerical values in context.

¹¹To make the analysis as similar to the real CPI as possible, we used the reported products from the website of the U.S. Bureau of labor statistics, keeping only products that were found in all segments (to avoid biasing our results by using products that were not invented in the past).

The correlation between CPI and DJI, is very high (0.966), indicating they capture similar trends. The correlations of *Word Confusion* values with CPI (0.187) and DJI (0.169) are positive and significant but low. This low correlation indicates that inflation prediction is a complicated task, which *Word Confusion* gives us only a very partial window on; the weakness of fit is clear in inspecting Figure 6. While this particular application of our measure is thus inconclusive, the results do suggest that further study involving domain experts could be instructive on whether *Word Confusion* or similar methods could be used to study financial values in text.

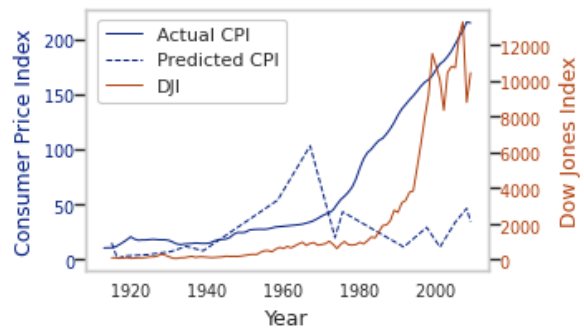


Figure 6: Average CPI, DJI, and *Word Confusion* values between the years 1915-2009. For each temporal segment, the *Word Confusion* values were calculated using the mean predicted value for each item in the basket of goods. We can see that until the 1970s *Word Confusion* values followed the increasing CPI trend, but then dropped. This could be a problem in our method, or could be caused by changes in the training text itself at that period of time, in any case require further investigation that includes domain experts.

D Details and Full Results from Section C

Data Segmentation We segment the temporal data based on the Dow Jones Index trend¹² and aggregate intervals with the same fluctuation directions (see Table 3).

Data Pre-processing We use California Digital Newspaper Collection (Center for Bibliographic Studies and Research, University of California, Riverside, 2024) spanning from 1915 to 2008. The data is pre-processed in the following manner for model continual training:

- Convert all text to lowercase.

¹²<https://www.macrotrends.net/1319/dow-jones-100-year-historical-chart>

Year	DJI Avg. Annual Change
1915	81.49%
1916-1917	-12.95%
1918-1919	20.48%
1921-1928	20.48%
1929-1932	-31.67%
1933-1936	30.02%
1937-1941	-7.16%
1956-1961	9.97%
1962-1972	3.86%
1973-1974	-22.08%
1975-1976	12.35%
1988-1995	13.53%
1996-1999	22.49%
2000-2002	-10.01%
2003-2007	11.04%
2008	-33.84%
2009	18.82%

Table 3: Years aggregated by DJI fluctuation directions

- Remove low-quality text corpuses, defined as those where more than 20% of the characters are non-alphanumeric symbols or where more than 20% of words are highly segmented (a single word tokenized into more than two segments), due to poor optical character recognition from scans of historical documents.
- The dataset of each training segment has 10,240 training documents, 1280 test documents and 1280 validation documents, each containing an average of 350 tokens.

Continual Training We fine-tune the last layer of the 12-layer bert-base-uncased model, which comprises 7,087,872 trainable parameters. We use a learning rate of 2×10^{-5} and a weight decay of 0.01. Each model takes 3 hours to fine-tune with Google Cloud T4 GPUs.¹³

Training *Word Confusion* We extract 2,000 occurrences of the "\$" token from each segment. Each token is part of a 128-character window and must be followed by a numeric value. We get the contextualized embedding of the tokens using the fine-tuned models and bucketize the 2000 numeric values into 60 buckets to reduce noise in the data. We then train a linear regression for each time segment.

Calculating CPI To calculate the Consumer Price Index (CPI), we construct a basket of goods consisting of the following items: {"car", "rent", "hat", "wine", "jewelry", "shirt", "chicken", "milk", "furniture", "egg", "shoe", "pork", "gasoline", "beef", "coffee", "bus"}. We identify occurrences of the "\$" token that are followed by a numeric value and keep those where terms from our basket of goods appear within a 20-word window. The numeric values are then masked, and the trained *Word Confusion* classifier is used to predict the value associated with each "\$" token.

Models used:

- "bert-base-uncased"

Rate of change in CPI, DJI, and *Word Confusion* values: Rate of change in *Word Confusion* values compared with the rate of change in CPI and DJI values (the mean annual change in values per temporal segment). The correlation between the change in CPI and DJI values is almost zero (-.006), suggesting they capture quite different trends. The correlation of CPI change and *Word Confusion* change is negative (-0.226), and the correlation between the changes in DJI and *Word Confusion* values is positive and significant (0.387).

¹³<https://cloud.google.com/compute/docs/gpus#t4-gpus>