

# Empirical formula for charge state distribution of projectile ions through solid targets

Manpreet Kaur<sup>1</sup>, Sanjeev Kumar<sup>1</sup> and T. Nandi<sup>2\*</sup>

<sup>1</sup>*Department of Physics, University Institute of Sciences,*

*Chandigarh University, Gharuan, Mohali, Punjab 140413, India and*

<sup>2</sup>*Department of Physics, Ramakrishna Mission Vivekananda Educational and Research Institute,  
PO Belur Math, Dist Howrah 711202, West Bengal, India\**

The charge state distributions (CSDs) of the projectile ions through gaseous or solid targets in the energy range of tandem accelerators ( $1 \text{ MeV/u} < E < 5 \text{ MeV/u}$ ) have a major impact on ion-atom collision and accelerator physics. Theoretically it is possible to generate the CSDs for up to Ni-like ions, but empirical models have no such bounds. In the recent decades, the mean charge states are mostly obtained from an empirical formula [Schiwietz *et al.*, Nucl. Inst. Meths. **225**, 4(2004)]. But no description on CSDs is found there. To estimate the CSDs, we have used Gaussian distribution function having distribution width given by [Novikov and Teplove, Phys. Lett. **378**, 1286(2014)]. The results obtained have been compared with the experimentally measured CSDs for the heavy projectile ions. The merits and demerits of such empirical formulae have been discussed.

## I. INTRODUCTION

When a monochromatic focused ion beam with a particular initial charge state ( $q$ ) incidents upon a solid target it undergoes atomic excitation and ionization processes, which lead to a rapid change in the projectile charge state inside the target ( $q_m^i$ ). Due to these atomic processes, the projectile ion loses some of its kinetic energy inside the target, and its magnitude of energy loss depends on the kinetic energy of the ion beam, the atomic numbers of the projectile ( $z_1$ ), and the target ( $z_2$ ) and initial charge state of the projectile ions. The final interaction of the projectile ions with the surface layers of the target takes place at the emergent energy of the projectile ions, which experience a profound charge exchange. Thus, it results in attaining the final charge states outside the target ( $q_m^o$ ) with which the projectile ions emerge from the target. This paper is focused to deal with the properties of it. Note that  $q_m^i$  is higher than  $q_m^o$  [1–3] because the projectile ions pass through the beam-foil plasma [4], formed inside the foil by ion-solid interactions. In contrast, the projectile ions with  $q_m^i$  have to pass through the exit layers of the target foil from where the quasi free electrons present at the foil surface can hop easily to the projectile ions. The  $q_m^o$  and charge state distribution (CSD) of the emerging projectile ions are measured accurately by the standard electromagnetic methods [5].

The prediction of the  $q_m^o$  is also done by many empirical models [6–11]. Out of these models, Schwietz and Grande [10] model came into existence, which is even used in recent times [1, 3, 12] for the prediction of  $q_m^o$  through solid target foils is named as the SGM. Note that after a few years of the appearance of SGM, it was improved by the same group [11], we call it improved

SGM (ISGM). However, no description on CSDs with this empirical model is found in there. While many theoretical approaches such as ETACHA [13–16], CHARGE (a three-state model) and GLOBAL (a 28 state model) [17] are developed to calculate the CSDs for different energy ranges. Though ETACHA [13–16] code works quite well for both intermediate as well as high energy range but the CHARGE and GLOBAL [17] work in the high energy range including the relativistic energies. This work focuses on the intermediate energies and in this range, the ETACHA [13–16] code works well but it has limitations in handling the heavy-ions. It can deal with up to Ni-like heavy-ions till date and producing Ni-like Au, Pb, U etc. ions is too difficult to produce from ion sources or even at the terminals of many Tandem accelerators. Heavy ions with intermediate energies are quite easy to produce and is very useful for the accelerator applications as heavy ions in the intermediate energy range are used to pass through charge stripper to have higher charge states so that higher energy will be obtained from the booster stage of the large accelerators. On this ground, the empirical formulae may find their worth if we find a way to generate CSDs using the estimated  $q_m^o$  values. Normally, the  $q_m^o$  is the centre point of the CSD, it means the highest  $F(q)$  is obtained at  $q =$  the nearest integer of the  $q_m^o$ . However, during the practical applications, a full CSD curve is very essential if an accelerator has to use any other charge states in order to obtain an ion beam of required energy for a certain application. Hence, a methodology to estimate the  $F(q)$  without any limitations is extremely important. In this respect, empirical models find their worth.

To estimate the CSDs, many empirical models exist in literature [6, 18, 19]. These models made use of  $q_m^o$  and  $d$  in the Gaussian distribution to obtain the charge state fraction. Different formulae are used for getting correct  $q_m^o$  for different regions of the projectile atomic numbers [6]. To get rid of such difficulties, Schwietz and Grande [10] and Schwietz and Grande [10] formulated a single formula for calculating the  $q_m^o$  empirically working for the entire range of projectiles and targets. In this paper, we

---

\* Email: nanditapan@gmail.com (corresponding author). Past address: Inter University Accelerator Centre, JNU New Campus, Aruna Asaf Ali Marg, New Delhi-110067, India.

will use the ISGM for obtaining  $q_m^o$  [11] and the Gaussian distribution function having the distribution width given by Novikov and Teplova [20]. The results obtained have been compared with the experimentally measured CSDs for the large range of heavy projectile ions. The merits and demerits of this empirical formulae have been discussed.

## II. CHARGE STATE DISTRIBUTION OF THE PROJECTILE ION OUTSIDE THE TARGET FOIL

According to ISGM [11], the  $q_m^o$  is expressed as a function of a reduced parameter  $x_0$  and the projectile atomic number  $z_1$  as follows

$$q_m^o = \frac{z_1 (8.29 x_0 + x_0^4)}{\frac{0.06}{x_0} + 4 + 7.4 x_0 + x_0^4} \quad (1)$$

Here the reduced parameter  $x_0$  is written in terms of projectile velocity ( $v_1=6.351[E_1(\text{MeV})/A_1(u)]^{1/2}$ , where  $E_1$  and  $A_1$  are energy and mass number of the projectile ion, respectively), projectile atomic number  $z_1$  and target atomic number  $z_2$  as follows

$$x_0 = c_1 \left( \frac{\bar{v}}{c_2 \cdot 1.54} \right)^{\left(1 + \frac{1.83}{z_1}\right)} \quad (2)$$

$$\bar{v} = z_1^{-0.543} \left( \frac{v_1}{v_0} \right) \quad (3)$$

$$c_1 = 1 - 0.26 \exp\left(-\frac{z_2}{11}\right) \exp\left(-\frac{(z_2 - z_1)^2}{9}\right) \quad (4)$$

$$c_2 = 1 + 0.030 \bar{v} \ln(z_2) \quad (5)$$

where  $v_0$  represents the Bohr velocity ( $2.19 \times 10^6 \text{m/s}$ ). Next, to get the charge state fractions ( $F(q)$ ), we have used the Gaussian charge state distribution [8] as

$$F(q) = \frac{1}{\sqrt{2\pi}} \frac{1}{\Gamma} \exp\left(-\frac{(q - q_m^o)^2}{2\Gamma^2}\right) \quad (6)$$

provided

$$\sum_q F(q) = 1. \quad (7)$$

Here the distribution width  $\Gamma$  is taken from Novikov and Teplova [20] (NAT) as

$$\Gamma(x_1) = C[1 - \exp(-(x_1)^\alpha)][1 - \exp(-(1 - x_1)^\beta)] \quad (8)$$

where  $x_1 = q_m^o/z_1$  and  $\alpha = 0.23$ ,  $\beta = 0.32$ ,  $C = 2.669 - 0.0098.z_2 + 0.058.z_1 + 0.00048.z_1.z_2$ .

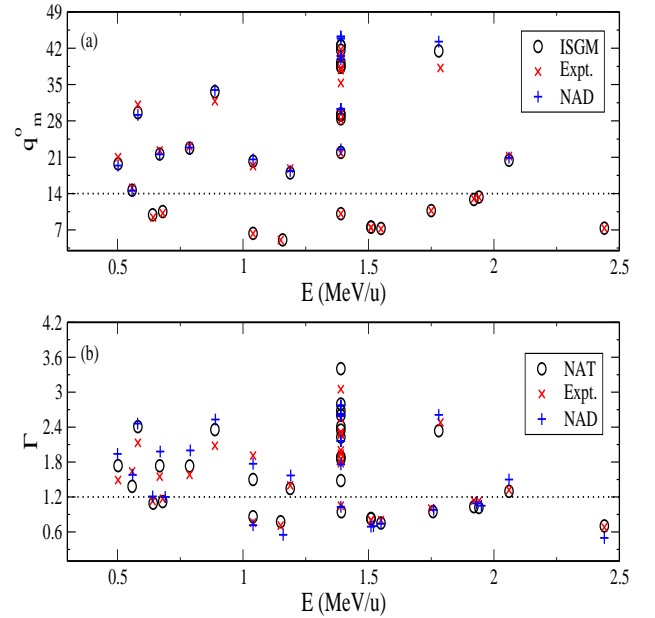


FIG. 1: (a) Projectile mean charge state ( $q_m^o$ ) versus beam energy ( $E(\text{MeV}/u)$ ): Comparison of experimental  $q_m^o$  (red cross) [8, 21] with the empirical  $q_m^o$  using ISGM (circle) [11] and NAD (blue plus) [18]. (b) Distribution width ( $\Gamma$ ) versus beam energy ( $E(\text{MeV}/u)$ ): Comparison of experimental  $\Gamma$  (Red cross) [8, 21] with empirical  $\Gamma$  using NAT (circle) [20] and NAD (blue plus) [18].

## III. RESULTS AND DISCUSSIONS

We have compared the mean charge state  $q_m^o$  as obtained from the ISGM [11] and the width of the charge state distribution  $\Gamma$  from Novikov and Teplova [20] with the corresponding experimental data [8, 21] as a function of energy on emergence in Fig.1. The exit energy is estimated by deducting the ion energy loss in the foil calculated using the SRIM package [22] from the incident beam energy. Here, one can see that both these  $q_m^o$  and  $\Gamma$  agree well with the experimental data for the lighter heavy ions up to  $z = 17$ . However, the picture is not so for the heavy ions  $z > 17$ . To check whether Nikolaev and Dmitriev [18] (NAD) formula for predicting the mean charge state of projectile ions through solid targets ( $q_m^o$ ) suits better, we have used the  $q_m^o$  ( $z > 16$ ) as

$$q_m^o = z_1 [1 + (z_1^{-0.45} v/v')^{-1/0.6}]^{-0.6} \quad (9)$$

Besides the above formula, many other formulae work for different  $z$  are also given in the review of BETZ [6]. The agreement of  $q_m^o$  in both ISGM (black) [11] and NAD (blue) [18] with the experimental mean charge state [8, 21] of the projectile ions through solid targets (red cross) seems to be looking quite similar. To examine which one of these agrees better in this comparison, we have tested the data by using a quantity called relative sum metrics (RSM). RSM is just the residual sum square

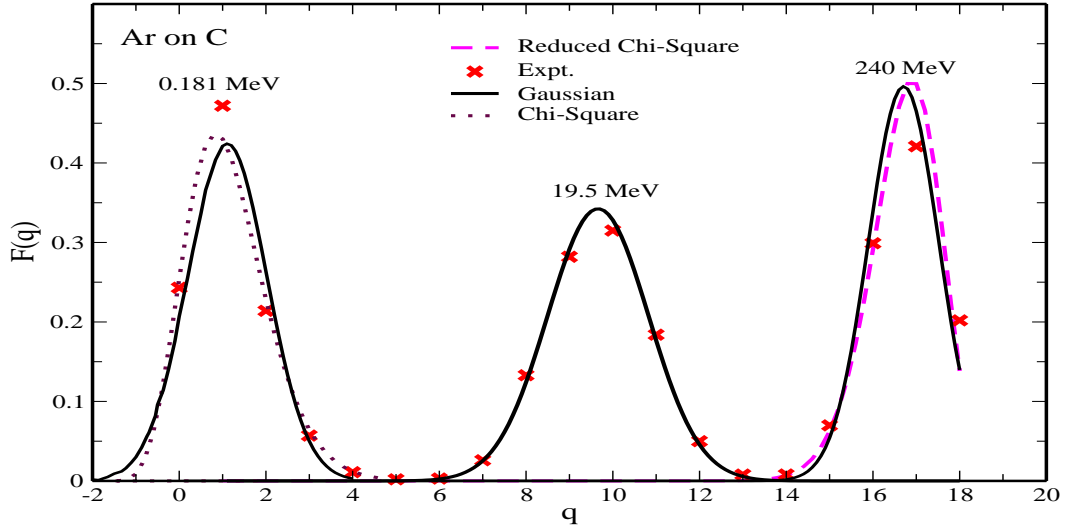


FIG. 2: Charge state distribution (CSD) curve of Ar ions on carbon target foil (Charge state fraction ( $F(q)$ ) versus charge state ( $q$ )): Comparison of the experimental CSDs (red cross) with  $\chi^2$  distribution (dotted maroon) for low charge Ar ions, reduced- $\chi^2$  distribution (dash pink) for high-charge Ar ions and Gaussian distribution (black) for entire charge range of Ar ions.

( $RSS = \sqrt{\sum_i^n [y_i - f(E_i)]^2}$ ) divided by the sum of squares of the experimental values ( $y_i$ ) as follows

$$RSM = \frac{\sqrt{\sum_i^n [y_i - f(E_i)]^2}}{\sum_i^n y_i}, \quad (10)$$

where  $f(E_i)$  is the theoretical counter part of  $y_i$ . Comparing the RSM obtained from two models, we saw ISGM [11] gives an error/RSM of 0.010 while NAD [18] shows the error of 0.018 for  $q_m^o$ . Similarly, the distribution width  $\Gamma$  for different projectile  $z$  is also given by Nikolaev and Dmitriev [18] as follows

$$\Gamma = 0.5[q_m^o(1 - (q_m^o/z_1)^{1/0.6})]^{1/2} \quad (11)$$

Using  $q_m^o$  from Eqn.1 we further test the case of two distribution widths from NAT [20] and NAD [18]. We found that the Eqn.8 or  $\Gamma$  of Novikov and Teplova [20] gives an error of 0.023 and Eqn.11 or NAD has an error of 0.028. Hence, we have employed the ISGM [11] for  $q_m^o$  and NAT [20] for  $\Gamma$ .

Shima *et al.* [8] used three different distributions such as  $\chi^2$ , Gaussian, and reduced  $\chi^2$  distribution for CSDs at low, intermediate, and high-charge projectile ions, respectively. In Fig.2, we have compared the Gaussian charge state distribution for the entire range of charge states (low, intermediate, and high) with above said three distributions for Ar-ions on carbon target as shown in [8]. We have examined the goodness of fit for all the distributions by a measure of RSM studies. The RSM with the Gaussian distribution turns out to be 0.0803, 0.0204, and 0.000087 for low, intermediate and high-charge Ar ions, respectively. Whereas the RSM is 0.0466 and 0.000101 for the  $\chi^2$  (low-charge) and reduced- $\chi^2$  (high-charge) distributions, respectively. It implies

that the  $\chi^2$  distribution for low-charge is certainly better than the Gaussian charge state distribution curve with  $q_m^o$  from ISGM [11] and  $\Gamma$  from NAT [20] in fitting the experimental data [8, 21]. But the later is not only good for intermediate charge Ar ions but also good for the high-charge Ar ions. Hence, use of  $\Gamma$  from Novikov and Teplova [20] in the Gaussian charge state distribution curve (Eqn.6) may address both the intermediate and high-charge projectile ions well.

Different projectile ( $z \leq 17$ ) target systems at various energies have been shown in Fig.3. We see that the proposed empirical formula for getting  $F(q)$  fits well with the experimental data [8, 21] except two cases (i) and (l). In both the cases Cl is the projectile, whereas carbon and bismuth are the targets in (i) and (l), respectively. Note that Cl is the heaviest projectile of all the projectiles used in this figure. Four cases are shown with the Cl projectile (i-l), (j) and (k) are done also with different targets carbon and nickel, respectively, but with higher beam energies. In contrast, (i) and (l) are done with lower beam energies. Furthermore, in Fig.1, we already mentioned that  $q_m^o$  is not good for the heavy-ions. Hence, the reason of disagreement in CSDs hints to both low beam energy and heavier projectiles.

To clarify above mentioned doubts, we have investigated the heavy-ion cases in Fig.4. Except a few cases Fig.4 - (h), (i), (k), the other 17 data sets show clear mismatch between the empirical and experimental CSDs. To find the real cause of this disagreement we employed the same method using  $\Gamma$  from Novikov and Teplova [20] and Gaussian charge state distribution from Eqn.6 but the mean charge state of the projectile ion is taken from experimental data [8, 21]. Using this technique, we found that a good agreement between empirical (green curve)

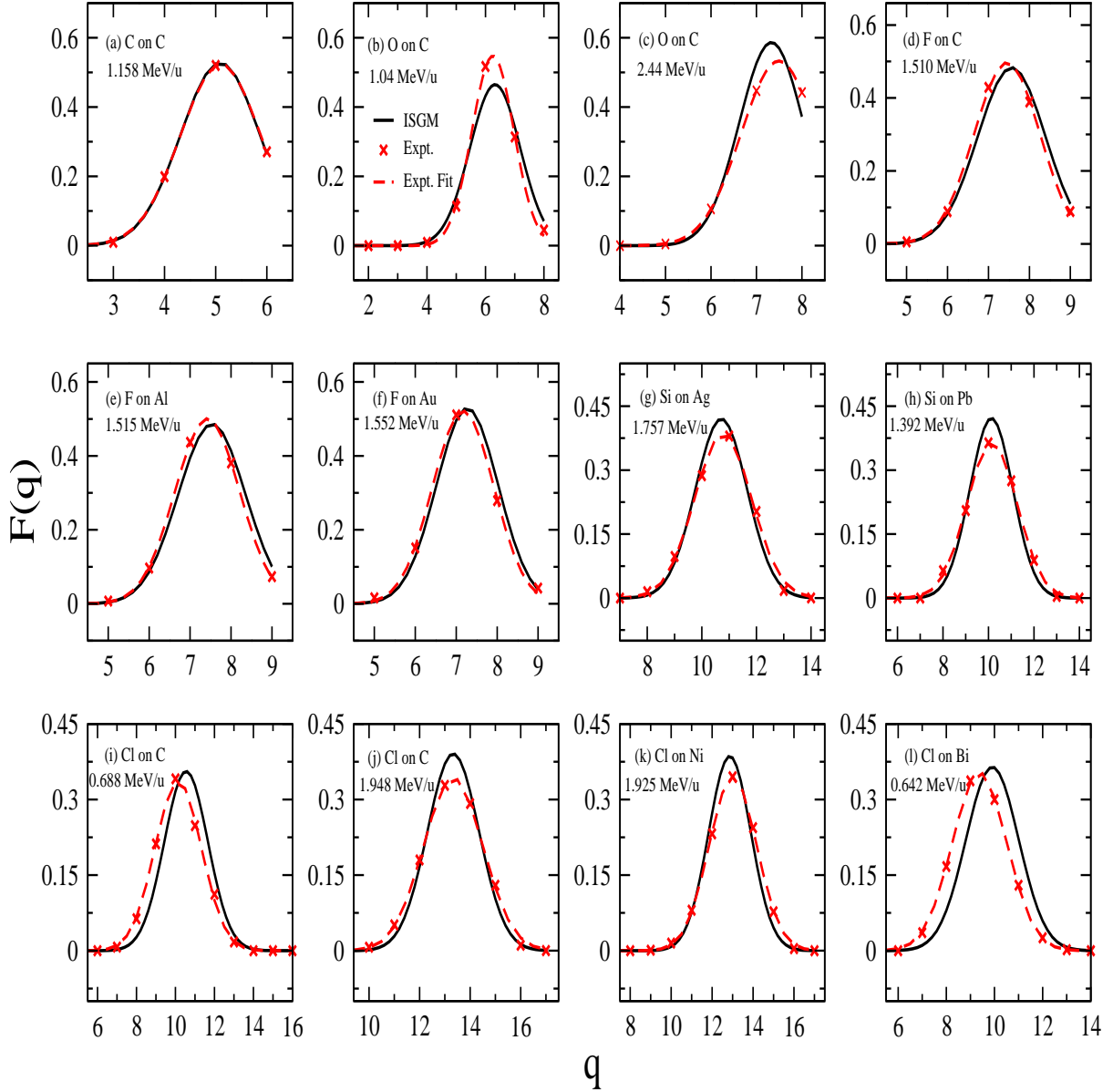


FIG. 3: Gaussian charge state distribution (CSD) curves using  $q_m^o$  from ISGM [11] and distribution width from NAT [20] for different projectile ions ( $z \leq 17$ ) and various solid targets at diverse energies are compared with the corresponding experimental results.

and experimental (red cross) charge state distribution even with the low beam energies. Hence, there is no issue of the proposed empirical formulation as far as the distribution width and Gaussian distribution are concerned in representing the experimental charge state distributions. Our challenge remains with evaluating the mean charge state outside the foil well for the heavier ions ( $z \geq 17$ ).

#### IV. CONCLUSION

This paper puts a sincere attempt to find an empirical method for obtaining a reliable charge state distribution.

To do so we need a appropriate distribution function involving correct mean charge state and distribution width. We found that Gaussian charge state distribution with the mean charge state from the experiments and distribution width from Novikov and Teplova [20] fits well the measurements. This proves that the choice of distribution width [20] is right. The next attempt was to find the mean charge state also empirically instead of experimental ones. Thorough search shows that the mean charge state obtained from Schiwietz *et al.* [11] agrees well with experimental results if  $Z \leq 16$ , but the scenario is not so for  $z > 16$ . This work concludes that the challenge of an empirical formula for evaluating the mean charge states

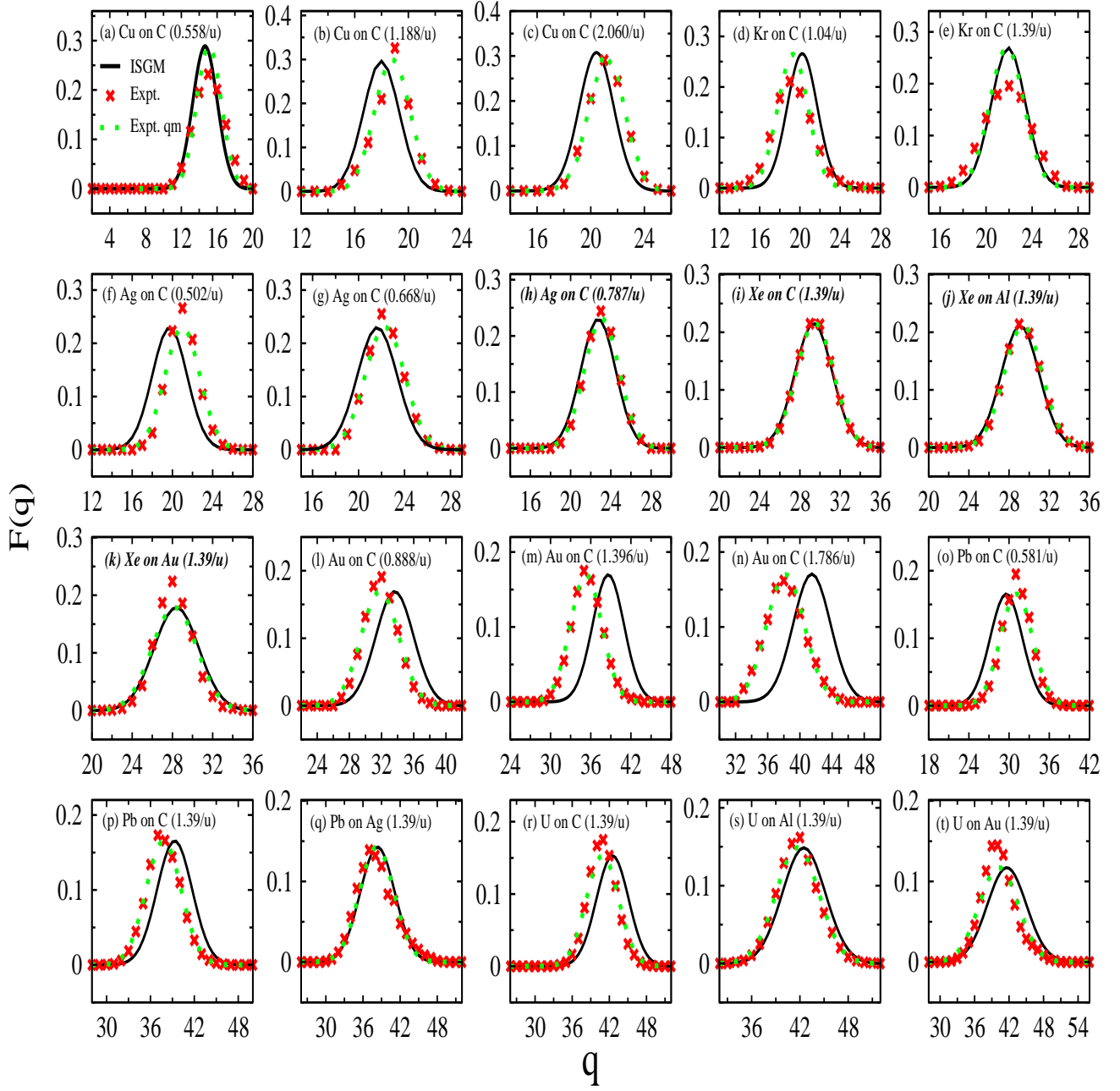


FIG. 4: Gaussian charge state distribution (CSD) curves with the distribution width from NAT [20] for different projectile ions ( $z > 17$ ) and various solid targets at diverse energies using  $q_m^o$  from (i) ISGM (black) [11] and (ii) experiments (green) [8, 21] are compared with the corresponding experimental results.

outside the target foil is not yet over.

derabad) for providing useful input.

## V. ACKNOWLEDGMENT

One of the authors Manpreet Kaur gave a token of thanks to Dr. Sanjiv Kumar (Ex-Head of NCCCM, Hy-

- 
- [1] S. Chatterjee, P. Sharma, S. Singh, M. Oswal, S. Kumar, C. Montanari, D. Mitra, and T. Nandi, *Physical Review A* **104**, 022810 (2021).
- [2] S. Chatterjee, S. Kumar, S. Kumar, M. Oswal, B. Mohanty, D. Mehta, D. Mitra, A. Mendez, D. Mitnik, C. Montanari, *et al.*, *Physica Scripta* **97**, 045405 (2022).
- [3] M. Kaur, S. Kumar, and T. Nandi, *Phys. Rev. A* **108**, 052817 (2023).
- [4] P. Sharma and T. Nandi, *Physics of Plasmas* **23**, 083102 (2016).
- [5] V. Maidikov, N. Surovitskaya, N. Skobelev, and W. Neubert, *Nuclear Instruments and Methods in Physics Research* **192**, 295 (1982).
- [6] H.-D. BETZ, *Rev. Mod. Phys.* **44**, 465 (1972).
- [7] K. Shima, T. Ishihara, and T. Mikumo, *Nuclear Instruments and Methods in Physics Research* **200**, 605 (1982).
- [8] K. Shima, T. Mikumo, and H. Tawara, *Atomic Data and Nuclear Data Tables* **34**, 357 (1986).
- [9] K. Shima, N. Kuno, M. Yamanouchi, and H. Tawara, *Atomic Data and Nuclear Data Tables* **51**, 173 (1992).
- [10] G. Schiwietz and P. Grande, *Nuclear Instruments and Methods in Physics Research Section B: Beam Interactions with Materials and Atoms* **175**, 125 (2001).
- [11] G. Schiwietz, K. Czerski, M. Roth, F. Staufenbiel, and P. Grande, *Nuclear Instruments and Methods in Physics Research Section B: Beam Interactions with Materials and Atoms* **225**, 4 (2004).
- [12] S. Chatterjee, P. Sharma, D. Mitra, and T. Nandi, arXiv preprint arXiv:2103.08299v4 (2021).
- [13] J. P. Rozet, A. Chetoui, P. Piquemal, D. Vernhet, K. Wohrer, C. Stephan, and L. Tassan-Got, *Journal of Physics B: Atomic, Molecular and Optical Physics* **22**, 33 (1989).
- [14] J. Rozet, C. Stéphan, and D. Vernhet, *Nuclear Instruments and Methods in Physics Research Section B: Beam Interactions with Materials and Atoms* **142**, 441 (1998).
- [15] E. Lamour, P. D. Fainstein, M. Galassi, C. Prigent, C. A. Ramirez, R. D. Rivarola, J.-P. Rozet, M. Trassinelli, and D. Vernhet, *Phys. Rev. A* **92**, 042703 (2015).
- [16] D. Swami and T. Nandi, *Radiation Physics and Chemistry* **153**, 120 (2018).
- [17] M. Geidenberger, T. Stöhlker, W. Meyerhof, H. Geissel, P. Mokler, and B. Blank, *Nuclear Instruments and Methods in Physics Research Section B: Beam Interactions with Materials and Atoms* **142**, 441 (1998).
- [18] V. Nikolaev and I. Dmitriev, *Physics Letters A* **28**, 277 (1968).
- [19] H. D. Betz and L. Grodzins, *Physical Review Letters* **25**, 211 (1970).
- [20] N. Novikov and Y. A. Teplova, *Physics Letters A* **378**, 1286 (2014).
- [21] G. Ball, T. Alexander, H. Andrews, W. Davies, and J. Forster, *Nuclear Instruments and Methods in Physics Research Section B: Beam Interactions with Materials and Atoms* **175**, 125 (2001).
- [22] J. F. Ziegler, M. D. Ziegler, and J. P. Biersack, *Nuclear Instruments and Methods in Physics Research Section B: Beam Interactions with Materials and Atoms* **268**, 1818 (2010).