

Behavior-Regularized Diffusion Policy Optimization for Offline Reinforcement Learning

Chen-Xiao Gao¹ Chenyang Wu¹ Mingjun Cao¹ Chenjun Xiao² Yang Yu¹ Zongzhang Zhang¹

Abstract

The primary focus of offline reinforcement learning (RL) is to manage the risk of hazardous exploitation of out-of-distribution actions. An effective approach to achieve this goal is through behavior regularization, which augments conventional RL objectives by incorporating constraints that enforce the policy to remain close to the behavior policy. Nevertheless, existing literature on behavior-regularized RL primarily focuses on explicit policy parameterizations, such as Gaussian policies. Consequently, it remains unclear how to extend this framework to more advanced policy parameterizations, such as diffusion models. In this paper, we introduce BDPO, a principled behavior-regularized RL framework tailored for diffusion-based policies, thereby combining the expressive power of diffusion policies and the robustness provided by regularization. The key ingredient of our method is to calculate the Kullback-Leibler (KL) regularization analytically as the accumulated discrepancies in reverse-time transition kernels along the diffusion trajectory. By integrating the regularization, we develop an efficient two-time-scale actor-critic RL algorithm that produces the optimal policy while respecting the behavior constraint. Comprehensive evaluations conducted on synthetic 2D tasks and continuous control tasks from the D4RL benchmark validate its effectiveness and superior performance.

1. Introduction

Despite its huge success in industrial applications such as robotics (Kumar et al., 2021), game AI (Vinyals et al., 2019), and generative model fine-tuning (Ouyang et al.,

¹National Key Laboratory for Novel Software Technology, Nanjing University, China & School of Artificial Intelligence, Nanjing University, China ²The Chinese University of Hong Kong, Shenzhen, China. Correspondence to: Zongzhang Zhang <zzzhang@nju.edu.cn>.

Preprint. Under review.

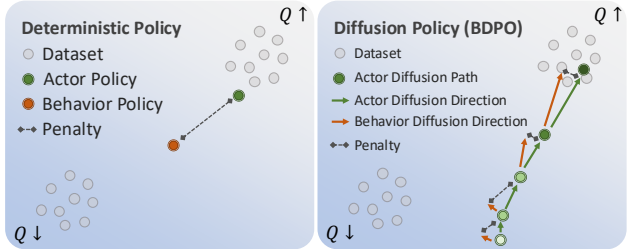


Figure 1. Illustration of the behavior-regularized RL framework with different policy parameterizations. Unimodal policies, such as deterministic policies (left), compute the behavior as the center of mass and therefore lead to misleading regularizations; while our method (right) harnesses the flexibility of diffusion models, and the regularization is calculated as the accumulated discrepancies in diffusion directions of the actor and the behavior diffusion.

2022), reinforcement learning (RL) algorithm typically requires millions of online interactions with the environment to achieve meaningful optimization (Haarnoja et al., 2018; Schulman et al., 2017). Given that online interaction can be hazardous and costly in certain scenarios, offline reinforcement learning, which focuses on optimizing policies with static datasets, emerges as a practical and promising avenue (Levine et al., 2020).

However, without access to the real environment, RL algorithms tend to yield unrealistic value estimations for actions that are absent from the dataset (Levine et al., 2020; Fujimoto & Gu, 2021). Since RL necessitates querying the values of unseen actions to further refine its policy beyond the dataset, it is prone to exploiting the values of those unseen actions, leading to serious overestimation in value function. To manage this risk, one predominant approach is to employ behavior regularization (Fujimoto et al., 2019; Kumar et al., 2019; Wu et al., 2019; Tarasov et al., 2023), which augments the usual RL objectives by incorporating penalty terms that constrain the policy to remain close to the behavior policy that collects the datasets. In this way, the policy is penalized for choosing unreliable out-of-distribution (OOD) actions and thus exercises the principle of pessimism in the face of uncertainty.

Most preliminary works in offline reinforcement learning assume explicit policy distributions (Fujimoto & Gu, 2021;

Haarnoja et al., 2018; Christodoulou, 2019); for instance, the agent’s policy is often modeled as a Gaussian distribution with parameterized mean and diagonal covariance, or a deterministic distribution that directly outputs the action. Despite the computational efficiency, such assumptions present significant challenges within the aforementioned behavior-regularized framework (Wang et al., 2023; Hansen-Estruch et al., 2023; Chen et al., 2023). The underlying difficulty originates from the multi-modality of the distributions and manifests in two ways: 1) the dataset may be collected from multiple policy checkpoints, meaning that using unimodal distributions to approximate the behavior policy for regularization can introduce substantial approximation errors (see Figure 1); 2) the optimal policy distribution in behavior-regularized RL framework is actually the Boltzmann distribution of the optimal value function (Haarnoja et al., 2017; Nair et al., 2020), which is inherently multi-modal as well. Such limitation motivates researchers to explore diffusion models, which generate actions through a series of denoising steps, as a viable parameterization of the policy (Wang et al., 2023; Hansen-Estruch et al., 2023; Chen et al., 2024a;b; Fang et al., 2024; Zhang et al., 2024b).

Nonetheless, extending the behavior-regularized RL framework to diffusion policies faces specific challenges. Although diffusion models are capable of generating high-fidelity actions, the log-probability of the generated actions is difficult to compute (Song et al., 2021). Consequently, the calculation of regularization terms, such as Kullback-Leibler (KL) divergence, within the behavior-regularized RL framework remains ambiguous (Zhang et al., 2024b; Wang et al., 2024). Besides, it is also unclear how to improve diffusion policies while simultaneously imposing effective regularization. In this paper, we introduce BDPO, which provides an efficient and effective framework tailored for diffusion policies. Specifically:

- 1) Framing the reverse process of diffusion models as an MDP, we propose to implement the KL divergence w.r.t. the diffusion generation path, rather than the clean action samples (Figure 1);
- 2) Building upon this foundation, we propose a two-time-scale actor-critic method to optimize diffusion policies. Instead of differentiating the policy along the entire diffusion path, BDPO estimates the values at intermediate diffusion steps to amortize the optimization, offering efficient computation, convergence guarantee and state-of-the-art performance;
- 3) Experiments conducted on synthetic 2D datasets reveal that our method effectively approximates the target distribution. Furthermore, when applied to continuous control tasks provided by D4RL, BDPO demonstrates superior performance compared to baseline offline RL algorithms.

2. Related Work

Offline RL. To improve beyond the interaction experience, RL algorithms need to query the estimated values of unseen actions for optimization. In offline scenarios, such distribution shift tends to cause serious overestimation in value functions due to the lack of *corrective feedback* (Kumar et al., 2020a). To mitigate this, algorithms like CQL (Kumar et al., 2020b), EDAC (An et al., 2021), and PBRL (Bai et al., 2022) focus on penalizing the Q-values of OOD actions to prevent the over-estimation issue. Behavior regularization provides another principled way to mitigate the distribution shift problem, by adding penalties for deviation from the dataset policy during the stage of policy evaluation, policy improvement (Fujimoto et al., 2019; Fujimoto & Gu, 2021; Ran et al., 2023), or sometimes both (Wu et al., 2019; Tarasov et al., 2023). Another line of research, also based on the behavior-regularized RL framework, approaches offline RL by performing in-sample value iteration (Kostrikov et al., 2022; Garg et al., 2023; Xu et al., 2023), thus eliminating OOD queries from the policy and directly approximating the optimal value function. Lastly, model-based offline RL methods (Yu et al., 2020; Sun et al., 2023; Luo et al., 2024) introduce learned dynamics models that generate synthetic experiences to alleviate data limitations, providing extra generalization compared to model-free algorithms.

Diffusion Policies in Offline RL. There has been a notable trend towards the applications of expressive generative models for policy parameterization (Janner et al., 2022), dynamics modeling (Micheli et al., 2023; Alonso et al., 2024), and trajectory planning (Chen et al., 2021; Ajay et al., 2023; Gao et al., 2024). In offline RL, several works employ diffusion models to approximate the behavior policy used for dataset collection. To further improve the policy, they utilize in-sample value iteration to derive the Q-values, and subsequently select action candidates from the behavior diffusion model (Hansen-Estruch et al., 2023; Chen et al., 2023) or use the gradient of Q-value functions to guide the generation (Lu et al., 2023; Mao et al., 2024). However, the performances of these methods are limited, as the actions come from behavior diffusion. Alternatively, SRPO (Chen et al., 2024a) and DTQL (Chen et al., 2024b) maintain a simple one-step policy for optimization while harnessing the diffusion model or diffusion loss to implement behavior regularization. This yields improved computational efficiency and performance in practice; however, the single-step policy still restricts expressiveness and fails to encompass all of the modes of the optimal policy. A wide range of works therefore explore using diffusion models as the actor. Among them, DAC (Fang et al., 2024) formulates the optimization as a noise-regression problem and proposes to align the output from the policy with the gradient of the Q-value functions. Diffusion-QL (Wang et al., 2023) optimizes the actor by back-propagating the gradient of Q-values throughout the

entire diffusion path. This results in a significant memory footprint and computational overhead, and EDP (Kang et al., 2023) proposes to use action approximations to alleviate the cost. In contrast, BDPO maintains value functions for intermediate diffusion steps, thereby amortizing the optimization cost while also keeping the optimization precise.

3. Preliminaries

Behavior-Regularized Offline Reinforcement Learning.

We formalize the task as a Markov Decision Process (MDP) $\langle \mathcal{S}, \mathcal{A}, T, R, \gamma \rangle$, where \mathcal{S} is the state space, \mathcal{A} is the action space, $T(s'|s, a)$ denotes the transition function, $R(s, a)$ is a bounded reward function, and γ is the discount factor. In offline RL, an agent is expected to learn a policy $\pi : \mathcal{S} \rightarrow \Delta(\mathcal{A})$ to maximize the expected discounted return $\mathbb{E}_\pi[\sum_{t=0}^{\infty} \gamma^t R(s_t, a_t)]$ with an offline dataset $\mathcal{D} = \{(s_t, a_t, s_{t+1}, r_t)\}$, where $s_t, s_{t+1} \in \mathcal{S}$, $a_t \in \mathcal{A}$, and $r_t = R(s_t, a_t) \in \mathbb{R}$. We consider the behavior-regularized RL objective, which augments the original RL objective by regularizing the policy towards some behavior policy ν :

$$\max_{\pi} \mathbb{E}_{\pi} \left[\sum_{t=0}^{\infty} \gamma^t (r_t - \eta \text{KL}[\pi(\cdot|s_t) \parallel \nu(\cdot|s_t)]) \right], \quad (1)$$

where $\eta > 0$ controls the regularization strength. In offline RL, Eq. (1) is widely employed by setting ν as the policy $\pi_{\mathcal{D}}$ that collects the dataset to prevent the exploitation of the out-of-dataset actions. Besides, when setting ν as the uniform distribution, Eq. (1) equates to the maximum-entropy RL in online scenarios up to some constant.

To solve Eq. (1), a well-established method is soft policy iteration (Haarnoja et al., 2018; Wu et al., 2019). Specifically, we define the soft value functions as

$$V^{\pi}(s) = \mathbb{E}_{\pi} \left[\sum_{t=0}^{\infty} \gamma^t \left(r_t - \eta \log \frac{\pi(a_t|s_t)}{\nu(a_t|s_t)} \right) \right], \quad (2)$$

where the expectation is taken w.r.t. random trajectories generated by π under the initial condition $s_0 = s$ and $a_0 = a$. The soft Q -value function in this framework can be solved by the repeated application of the soft Bellman operator \mathcal{B}^{π} :

$$\mathcal{B}^{\pi} Q^{\pi}(s, a) = R(s, a) + \gamma \mathbb{E} \left[Q^{\pi}(s', a') - \eta \log \frac{\pi(a'|s')}{\nu(a'|s')} \right], \quad (3)$$

where $s' \sim T(\cdot|s, a)$ and $a' \sim \pi(\cdot|s')$. For policy improvement, we can update the policy as follows:

$$\max_{\pi} \mathbb{E}_{a \sim \pi(a|s)} [Q^{\pi}(s, a)] - \eta \text{KL}[\pi(\cdot|s) \parallel \nu(\cdot|s)]. \quad (4)$$

Note that regularization is added for both Q -value functions and the policy. By iterating between policy evaluation and improvement, the performance of the policy defined by Eq. (1) is guaranteed to improve (Haarnoja et al., 2018).

Diffusion Models. Diffusion models (Ho et al., 2020; Song et al., 2021) consist of a forward Markov process which progressively perturbs the data $x^0 \sim q_0$ to data that follows the standard Gaussian distribution $x^N \sim q_N(x)$, and a reverse Markov process that gradually recovers the original x^0 from the noisy sample x^N . The transition of the forward process $q_{n+1|n}$ usually follows Gaussian distributions:

$$q_{n|n-1}(x^n|x^{n-1}) = \mathcal{N}(x^n; \sqrt{1 - \beta_n}x^{n-1}, \beta_n I), \quad (5)$$

where $\{\beta_n\}_{n=1}^N$ is specified according to the *noise schedule*. Due to the closure property of Gaussian distributions, the marginal distribution of x^n given x^0 can be specified as:

$$q_{n|0}(x^n|x^0) = \mathcal{N}(x^n; \sqrt{\bar{\alpha}_n}x^0, (1 - \bar{\alpha}_n)I), \quad (6)$$

where $\alpha_n = 1 - \beta_n$, $\bar{\alpha}_n = \prod_{n'=1}^n \alpha_{n'}$. The transition of the reverse process can be derived from Bayes' rule,

$$q_{n-1|n}(x^{n-1}|x^n) = \frac{q_{n|n-1}(x^n|x^{n-1})q_{n-1}(x^{n-1})}{q_n(x^n)}. \quad (7)$$

However, it is usually intractable, and therefore we use a parameterized neural network $p_{n-1|n}^{\theta}$ to approximate the reverse transition, which is also a Gaussian distribution with parameterized mean:

$$\begin{aligned} p_N^{\theta}(x^N) &= \mathcal{N}(0, I), \\ p_{n-1|n}^{\theta}(x^{n-1}|x^n) &= \mathcal{N}(x^{n-1}; \mu_n^{\theta}(x^n), \sigma_n^2 I), \end{aligned} \quad (8)$$

where I is the identity matrix, and $\sigma_n = \sqrt{\frac{1 - \bar{\alpha}_{n-1}}{1 - \bar{\alpha}_n} \beta_n}$. The learning objective is matching $p_{n-1|n}^{\theta}(x^{n-1}|x^n)$ with the posterior $q_{n-1|n,0}(x^{n-1}|x^n, x^0)$:

$$\begin{aligned} \mathcal{L}_{\text{diff}}(\theta) &= \\ \mathbb{E}_{n,x^0,x^n} \left[\text{KL} \left[q_{n-1|n,0}(x^{n-1}|x^n, x^0) \parallel p_{n-1|n}^{\theta}(x^{n-1}|x^n) \right] \right] \end{aligned} \quad (9)$$

where $x^0 \sim q_0$, $x^n \sim q_{n|0}(\cdot|x^0)$. Simplified training objectives can be derived by reparameterizing μ^{θ} with noise prediction or score networks (Ho et al., 2020; Song et al., 2021). After training, the generation process begins by sampling $\hat{x}_N \sim \mathcal{N}(0, I)$, followed by iteratively applying $p_{n-1|n}^{\theta}$ to generate the final samples \hat{x}_0 , which approximately follow the target distribution q_0 .

Diffusion Policy. Diffusion policies are conditional diffusion models that generate action a on a given state s . In this paper, we will use p^{π} and $p^{\pi,s}$ to denote the diffusion policy and its state-conditioned version, respectively. Similarly, we will use $p_{n-1|n}^{\pi,s,a^n}$ as a shorthand for the single-step reverse transition conditioned on a^n , i.e., $p_{n-1|n}^{\pi,s,a^n} = p_{n-1|n}^{\pi,s}(\cdot|a^n)$. At timestep t of the environment MDP, the agent observes the state s_t , drives the reverse diffusion process $a^{0:N} \sim p_{0:N}^{\pi,s_t}$ as defined in Eq. (8), and

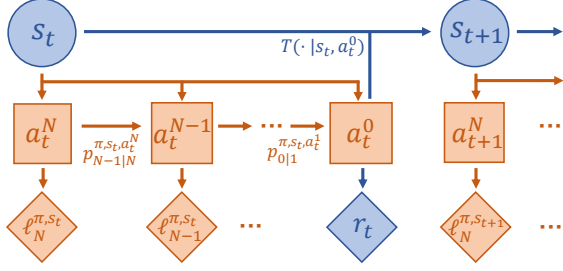


Figure 2. Semantic illustration of the interplay between diffusion policies and the environment. We use orange to denote the transition $p_{n-1|n}^{\pi, s_t, a_t^n}$ and the penalty ℓ_n^{π, s_t} (see Section 4.1) associated with the diffusion generation process, whereas blue signifies the transition $T(\cdot | s_t, a_t^0)$ and the reward r_t from the original environment MDP.

takes a^0 as its action a_t . For action a_t^n , we will use t in the subscript to denote the timestep in the environment MDP, while using n in the superscript to denote the diffusion steps. A semantic illustration of the environment MDP and the reverse diffusion is provided in Figure 2.

4. Method

4.1. Pathwise KL Regularization

In behavior-regularized RL, previous methods typically regularize action distribution, i.e. the marginalized distribution $p_0^{\pi, s}$. Instead, we shift our attention to the KL divergence with respect to the diffusion path $a^{0:N}$, which can be further decomposed thanks to the Markov property:

$$\begin{aligned}
 & \text{KL} [p_{0:N}^{\pi, s} \| p_{0:N}^{\nu, s}] \\
 &= \mathbb{E} \left[\log \frac{p_{0:N}^{\pi, s}(a^{0:N})}{p_{0:N}^{\nu, s}(a^{0:N})} \right] \\
 &= \mathbb{E} \left[\log \frac{p_N^{\pi, s}(a^N) \prod_{n=1}^N p_{n-1|n}^{\pi, s}(a^{n-1} | a^n)}{p_N^{\nu, s}(a^N) \prod_{n=1}^N p_{n-1|n}^{\nu, s}(a^{n-1} | a^n)} \right] \quad (10) \\
 &= \mathbb{E} \left[\log \frac{p_N^{\pi, s}(a^N)}{p_N^{\nu, s}(a^N)} + \sum_{n=1}^N \log \frac{p_{n-1|n}^{\pi, s, a^n}(a^{n-1})}{p_{n-1|n}^{\nu, s, a^n}(a^{n-1})} \right] \\
 &= \mathbb{E} \left[\sum_{n=1}^N \text{KL} [p_{n-1|n}^{\pi, s, a^n} \| p_{n-1|n}^{\nu, s, a^n}] \right].
 \end{aligned}$$

Here, the expectation is taken w.r.t. $a^{0:N} \sim p_{0:N}^{\pi, s}$, p^ν is the diffusion policy trained via Eq. (9) on the offline dataset \mathcal{D} to approximate the data-collection policy, and the last equation holds due to $p_N^{\pi, s} = p_N^{\nu, s} = \mathcal{N}(0, I)$. In the following, we abbreviate $\text{KL} [p_{n-1|n}^{\pi, s, a^n} \| p_{n-1|n}^{\nu, s, a^n}]$ with $\ell_n^{\pi, s}(a^n)$.

Based on this decomposition, we present the pathwise KL-regularized RL problem.

Definition 4.1. (*Pathwise KL-Regularized RL*) Let p^ν be the reference diffusion process. The pathwise KL-regularized

RL problem seeks to maximize

$$\mathbb{E} \left[\sum_{t=0}^{\infty} \gamma^t \left(R(s_t, a_t^0) - \eta \sum_{n=1}^N \ell_n^{\pi, s_t}(a_t^n) \right) \right]. \quad (11)$$

Although our problem calculates the accumulated discrepancies along the diffusion path as penalties, it actually preserves the same optimal solution to Eq. (1) which only regularizes the action distribution at diffusion step $n = 0$. The equivalency is captured by the following theorem.

Theorem 4.2. *Let p^ν be the reference behavior diffusion process. The optimal diffusion policy p^* of the pathwise KL-regularized RL in Eq. (11) is also the optimal policy π^* of the KL regularized objective in Eq. (1) in the sense that $\pi^*(a|s) = \int p_{0:N}^*(a^{0:N}) \delta(a - a^0) da^{0:N} \forall s \in \mathcal{S}$, where δ is the Dirac delta function.*

Proof. Proof can be found in Appendix C.2. \square

That said, we can safely optimize Eq. (11) and ultimately arrive at the solution that also maximizes the original KL-regularized RL problem. As will be demonstrated in the following sections, our formulation of the penalty leads to an analytical and efficient algorithm, since each single-step reverse transition is tractable.

4.2. Actor-Critic across Two Time Scales

To solve the pathwise KL-regularized RL (Eq. (11)), we can employ an actor-critic framework. Specifically, we maintain a diffusion policy p^π and a critic Q^π . The update target of the critic Q^π is specified as the standard TD target in the environment MDP:

$$B^\pi Q^\pi(s, a) = R(s, a) + \gamma \mathbb{E} \left[Q^\pi(s', a^0) - \eta \sum_{n=1}^N \ell_n^{\pi, s'}(a^n) \right], \quad (12)$$

i.e., we sample diffusion paths $a^{0:N}$ at the next state s' , calculate the Q-values $Q^\pi(s', a^0)$ and the accumulated penalties along the path, and perform a one-step TD backup. For the diffusion policy, its objective can be expressed as:

$$\max_{p^{\pi, s}} \mathbb{E}_{a^{0:N} \sim p_{0:N}^{\pi, s}} \left[Q^\pi(s, a^0) - \eta \sum_{n=1}^N \ell_n^{\pi, s}(a^n) \right]. \quad (13)$$

At first glance, one might treat the pathwise KL as a whole, and optimize the diffusion policy by back-propagating the gradient throughout the sampled path $a^{0:N}$, similar to Diffusion-QL (Wang et al., 2023). Nevertheless, this requires preserving the computation graph of all diffusion steps and therefore incurs considerable computational overhead. Moreover, the inherent stochasticity of the diffusion

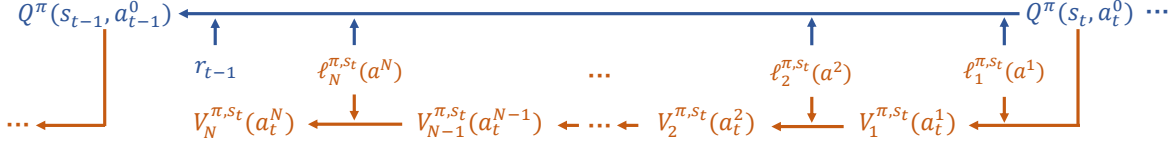


Figure 3. Semantic illustration of the TD backup for the Q-value function Q^π (blue) and diffusion value function $V_n^{\pi,s}$ (orange). The update of Q^π (Eq. (12)) requires reward, penalties along the diffusion trajectory, and the Q-values at next state. The update of $V_n^{\pi,s}$ (Eq. (14)) involves the single-step penalty and the diffusion value at the next diffusion step $n - 1$.

path introduces significant variance during optimization, which can hinder the overall performance.

Instead, we opt for a bi-level TD learning framework. The upper level updates Q^π according to Eq. (12) and operates in the environment MDP. In the lower level, we maintain *diffusion value functions* $V_n^{\pi,s}(a^n)$, which are designed to estimate the values at intermediate diffusion steps. The TD target of $V_n^{\pi,s}$ is specified as:

$$\begin{aligned} \mathcal{T}_0^\pi V_0^{\pi,s}(a^0) &= Q(s, a^0), \\ \mathcal{T}_n^\pi V_n^{\pi,s}(a^n) &= -\eta \ell_n^{\pi,s}(a^n) + \mathbb{E}_{p_{n-1|n}^{\pi,s,a^n}} [V_{n-1}^{\pi,s}(a^{n-1})]. \end{aligned} \quad (14)$$

Intuitively, $V_n^{\pi,s}(a^n)$ receives the state s , intermediate generation result a^n , and the diffusion step n as input, and estimates the expected accumulative penalties of continuing the diffusion path at a^n and step n . It operates completely inside each environment timestep and performs TD updates across the diffusion steps. The semantic illustration of the value function backups is presented in Figure 3.

With the help of $V_n^{\pi,s}$, we can update the policy according to

$$\max_{p_{n-1|n}^{\pi,s,a^n}} -\eta \ell_n^{\pi,s}(a^n) + \mathbb{E}_{p_{n-1|n}^{\pi,s,a^n}} [V_{n-1}^{\pi,s}(a^{n-1})]. \quad (15)$$

Note that the maximization is over every state s , diffusion step n , and intermediate action a^n . In this way, we only require single-step reverse diffusion during policy improvement, providing an efficient solution to the problem defined in Eq. (15).

Through simple recursion, we can demonstrate that updating p^π with Eq. (15) leads to the same optimal solution to the original policy objective Eq. (13).

Assumption 4.3. Let Π be a set of admissible policies satisfying $\forall \pi \in \Pi, \forall s \in \mathcal{S}$,

$$\sup_{a^0 \in \mathcal{A}} \frac{\pi(a^0 | s)}{\nu(a^0 | s)} = \frac{\int p^{\pi,s}(a^{0:N}) da^{1:N}}{\int p^{\nu,s}(a^{0:N}) da^{1:N}} < \infty,$$

where p^ν is a reference diffusion policy.

Proposition 4.4. (Policy Improvement) Let $p^{\pi_{new}}$ be the optimizer of the optimization problem defined in Eq. (15). Then, $V_n^{\pi_{new},s}(a) \geq V_n^{\pi_{old},s}(a)$ under Assumption 4.3.

Algorithm 1 Behavior-Regularized Diffusion Policy Optimization (BDPO)

Input: Offline dataset \mathcal{D} , initialized diffusion policy p^π , Q-value networks Q_{ψ_k} , diffusion value networks V_{ϕ_k} .

- 1: // Pretrain p^ν
- 2: Pretrain the reference diffusion policy p^ν via Eq. (9)
- 3: Initialize p^π with p^ν
- 4: // Train p^π
- 5: **for** $i = 1, 2, \dots, N_{\text{total_steps}}$ **do**
- 6: Sample minibatch $B = \{(s_t, a_t, s'_t, r_t)\}_{t=1}^{|B|}$ from \mathcal{D}
- 7: Update $\{Q_{\psi_k}\}_{k=1}^K$ via Eq. (18) using B
- 8: Extend each (s_t, a_t, s'_t, r_t) in B by sampling $n \sim U[1, N]$ and $a_t^n \sim q_{n|0}(\cdot | a_t)$
- 9: Update $\{V_{\phi_k}\}_{k=1}^K$ via Eq. (18) using B
- 10: **if** $i \% \text{actor_update_interval} == 0$ **then**
- 11: Update p^π by performing gradient ascend with the objective defined in Eq. (15)
- 12: **end if**
- 13: **end for**

Proof. Proof can be found in Appendix C.4. \square

Combining Proposition 4.4 and a similar convergence argument in Soft Actor Critic (Haarnoja et al., 2018), we obtain that the policy is guaranteed to improve w.r.t. the pathwise KL problem defined in 4.1.

Proposition 4.5. (Policy Iteration) Under Assumption 4.3, repeated application of soft policy evaluation in Eq. (12) and Eq. (14) and soft policy improvement in Eq. (15) from any $p^\pi \in \Pi$ converges to a policy p^{π^*} such that $V_n^{\pi^*,s}(a) \geq V_n^{\pi,s}(a)$ for all $p^\pi \in \Pi, n \in \{0, 1, \dots, N\}$, and $(s, a) \in \mathcal{S} \times \mathcal{A}$.

Proof. Proof can be found in Appendix C.5. \square

Remark (Actor-critic across two time scales). Our treatment of the environment MDP and the (reverse) diffusion MDP resembles DPPO (Ren et al., 2024), which unfolds the diffusion steps into the environment MDP and employs the PPO (Schulman et al., 2017) algorithm to optimize the diffusion policy in the extended MDP. Compared to DPPO, our method adds penalty in each diffusion step to implement

Table 1. Comparison of BDPO and various baseline methods on locomotion-v2 and antmaze-v0 datasets from D4RL. We use ‘m’ as the abbreviation for medium, ‘r’ for replay, and ‘e’ for expert. The performances of the baseline methods are taken from their original paper. For BDPO, we report the average and the standard deviation of the performances across 10 evaluation episodes (100 for antmaze datasets) and 5 seeds. We bold values that are within 95% of the top-performing method.

Dataset	CQL	IQL	DD	SfBC	IDQL-A	QGPO	DTQL	Diffusion-QL	DAC	BDPO (Ours)
halfcheetah-m	44.0	47.4	49.1	45.9	51.0	54.1	57.9	51.1	59.1	69.9±0.4
hopper-m	58.5	66.3	79.3	57.1	65.4	98.0	99.6	90.5	101.2	99.3±2.9
walker2d-m	72.5	78.3	82.5	77.9	82.5	86.0	89.4	87.0	96.8	96.0±1.2
halfcheetah-m-r	45.5	44.2	39.3	37.1	45.9	47.6	50.9	47.8	55.0	53.9±1.8
hopper-m-r	95.0	94.7	100.0	86.2	92.1	96.9	100.0	101.3	103.1	102.2±0.4
walker2d-m-r	77.2	73.9	75.0	65.1	85.1	84.4	88.5	95.5	96.8	99.0±0.6
halfcheetah-m-e	91.6	86.7	90.6	92.6	95.9	93.5	92.7	96.8	99.1	104.7±3.9
hopper-m-e	105.4	91.5	111.8	108.6	108.6	108.0	109.3	111.1	111.7	111.4±0.1
walker2d-m-e	108.8	109.6	108.8	109.8	112.7	110.7	110.0	110.1	113.6	115.7±0.3
locomotion sum	698.5	749.7	736.2	680.3	739.2	779.4	798.3	791.2	836.4	852.1
antmaze-u	74.0	87.5	-	92.0	94.0	94.8	96.4	93.4	99.5	99.8±0.4
antmaze-u-div	84.0	62.2	-	85.3	80.2	74.4	78.8	66.2	85.0	80.2±6.4
antmaze-m-play	61.2	71.2	-	81.3	84.2	83.6	79.6	76.6	85.8	88.4±3.3
antmaze-m-div	53.7	70.0	-	82.0	84.8	83.8	82.2	78.6	84.0	85.0±5.9
antmaze-l-play	15.8	39.6	-	59.3	63.5	66.6	52.0	46.4	50.3	69.6±15.3
antmaze-l-div	14.9	47.5	-	45.5	67.9	64.8	66.4	56.6	55.3	79.0±3.0
antmaze sum	303.6	378.0	-	445.4	474.6	467.9	455.4	417.8	459.9	502.0

behavior regularization. Besides, we maintain two types of value functions to account for both inter-timestep and inner-timestep policy evaluation, thereby offering low-variance policy gradients.

4.3. Practical Implementation

Calculation of KL Divergence. Since each single-step reverse transition $p_{n-1|n}^{\pi,s,a^n}$ is approximately parameterized as an isotropic Gaussian distribution (Eq. (8)), the KL divergence is analytically expressed as

$$\text{KL} \left[p_{n-1|n}^{\pi,s,a^n} \| p_{n-1|n}^{\nu,s,a^n} \right] = \frac{\| \mu_n^{\pi,s}(a^n) - \mu_n^{\nu,s}(a^n) \|^2}{2\sigma_n^2}. \quad (16)$$

That is, each penalty term is simply the discrepancy between the mean vectors of the reverse transitions, weighted by a factor depending on the noise schedule. The transition of the reverse process becomes Gaussian exactly in the continuous limit, in which case, the KL divergence can be computed through Girsanov’s theorem (Oksendal, 2013), and the sum of mean squared errors (MSE) is replaced by an integral (Franzese et al., 2024). See appendix D for more details.

Selection of States, Diffusion Steps and Actions. The policy improvement step requires training $V_n^{\pi,s}$ and improving p^π on every (s, a^n, n) triplet sampled from the on-policy distribution of p^π . However, we employ an off-policy approach, by sampling (s, a) from the dataset, n according to the Uniform distribution $U[1, N]$ and a^n according to $q_{n|0}(\cdot|a)$, which we found works sufficiently well in our experiments. We note that on-policy sampling (s, a^n, n) may further benefits the performance at the cost of sam-

pling and restoring these triplets on the fly, similar to what iDEM (Akhound-Sadegh et al., 2024) did in its experiments.

Lower-Confidence Bound (LCB) Value Target. Following existing practices (Zhang et al., 2024a; Fang et al., 2024), we use an ensemble of $K = 10$ value networks $\{\psi_k, \phi_k\}_{k=1}^K$ for both $V_n^{\pi,s}$ and Q^π and calculate their target as the LCB of Eq. (12) and Eq. (14):

$$\begin{aligned} y_Q &= \text{Avg}_k [\mathcal{B}^\pi Q_{\psi_k}^\pi] - \rho \sqrt{\text{Var}_k [\mathcal{B}^\pi Q_{\psi_k}^\pi]}, \\ y_V &= \text{Avg}_k [\mathcal{T}_n^\pi V_{n,\bar{\phi}_k}^{\pi,s}] - \rho \sqrt{\text{Var}_k [\mathcal{T}_n^\pi V_{n,\bar{\phi}_k}^{\pi,s}]}, \end{aligned} \quad (17)$$

where $\bar{\phi}_k$ and $\bar{\psi}_k$ are exponentially moving average versions of the value networks. The objective for value networks is minimizing the mean-squared error between the prediction and the target:

$$\begin{aligned} \mathcal{L}(\{\psi_k\}_{k=1}^K) &= \mathbb{E}_{(s,a,s',r) \sim \mathcal{D}} \left[\sum_{k=1}^K (y_Q - Q_{\psi_k}(s, a))^2 \right], \\ \mathcal{L}(\{\phi_k\}_{k=1}^K) &= \mathbb{E}_{(s,a) \sim \mathcal{D}, n, a^n} \left[\sum_{k=1}^K (y_V - V_{n,\phi_k}^{\pi,s}(s, a))^2 \right], \end{aligned} \quad (18)$$

where n is sampled from $U[1, N]$ and a^n from $q_{n|0}(\cdot|a)$.

The pseudo-code for BDPO is provided in Algorithm 1.

5. Experiments

We evaluate BDPO with synthetic 2D tasks and also the D4RL benchmark (Fu et al., 2020). Due to the space limit,

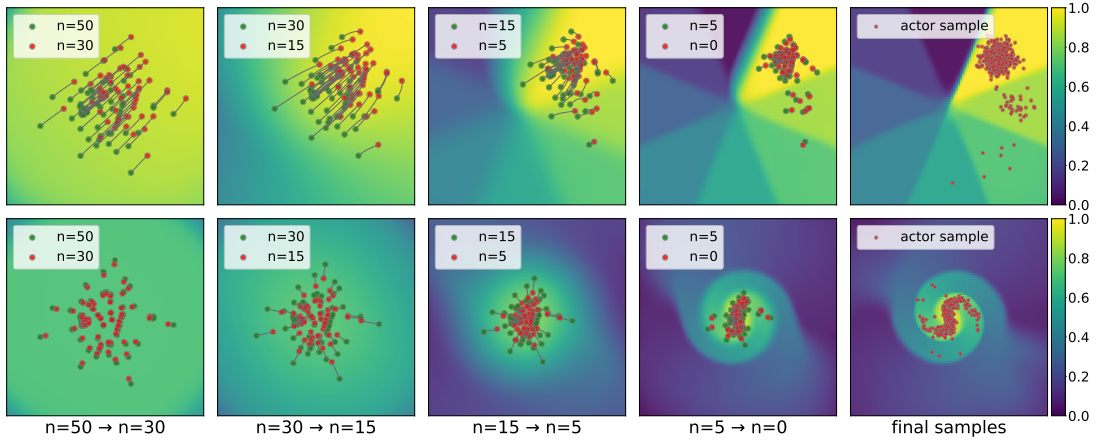


Figure 4. Generation paths of BDPO on *8gaussian* task (top) and *2spirals* (down) task. The regularization strength is set to $\eta = 0.06$, which is identical to Figure 5. The first four columns depict the diffusion generation process in different time intervals, with the green dots being the starting points of those intervals, the red dots being the ending points, and the grey lines in between are intermediate samples. The rightmost figures depict the final action samples. We use DDIM sampling for better illustration.

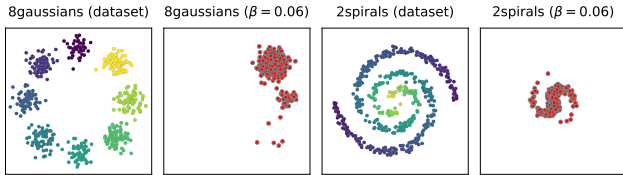


Figure 5. Illustration of the *8gaussians* and *2spirals* dataset and the re-sampled result with $\eta = 0.06$.

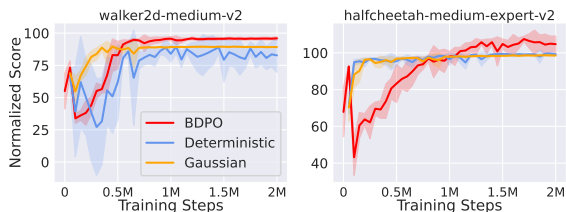


Figure 6. Comparison of different policy parameterizations. Results are taken from 10 evaluation episodes and 5 seeds.

a detailed introduction about these tasks and the hyperparameter configurations are deferred to Section A and Section B. More experimental results, such as the comparison of computational efficiency, are deferred to Appendix E.

5.1. Results of Synthetic 2D Datasets

We leverage synthetic 2D datasets used in Lu et al. (2023) to further our understanding of the mechanism of BDPO. Each dataset contains data points x_i paired with specific energy values $Q(x_i)$. By re-sampling the data according to the Boltzmann distribution $p(x_i) \propto \exp(Q(x_i)/\eta)$, we can obtain the ground truth target distribution at a specific regularization strength η (Haarnoja et al., 2018; Nair et al.,

2020). As an example, Figure 5 illustrates both the original dataset and the re-sampled dataset with $\eta = 0.06$ for the *8gaussians* and *2spirals* datasets.

Our objective is to analyze the properties of the diffusion policy and the diffusion value function trained with BDPO. The results are depicted in Figure 4 (full results on all datasets in Figure 11), where each row corresponds to a different dataset and visualizes the iterative sampling process. From left to right, the samples evolve from an initial noisy distribution toward a well-defined structure as the reverse diffusion progresses. In the initial steps ($n = 50$ to $n = 30$), the sample movement is subtle, while in the later steps ($n = 30$ to $n = 0$), the samples rapidly converge to the nearest modes of the data. The final column on the right presents the ultimate samples generated by the policy, which closely match the ground-truth target distribution visualized in Figure 5.

Besides the generation result, the background color in Figure 4 depicts the landscapes of the diffusion value functions V^π at $n = 50/30/15/5/0$. In earlier, noisier steps (e.g., $n = 50$), the output values across the space are similar, resulting in a smoother landscape and weaker guidance during sampling. As the noise level decreases in later steps (e.g., $n = 5$), the value outputs vary more sharply, creating stronger guidance on the diffusion policy. Such progression enables the model to refine samples while exploring sufficiently across the space, finally yielding results that align with the target distribution.

5.2. Results on Continuous Control Benchmark

To assess the performance of BDPO on complex continuous control problems, we utilize datasets from D4RL as our test bench and compare BDPO against a wide spectrum of offline

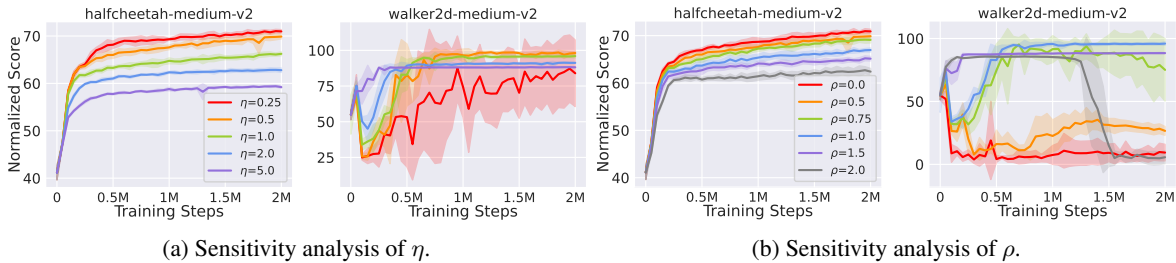


Figure 7. Sensitivity analysis of (a) the regularization strength η and (b) the lower confidence bound coefficient ρ of BDPO. For each configuration, we report the mean and the standard deviation of the performances aggregated from 5 independent seeds and 10 evaluation episodes for each seed.

RL algorithms. Specifically, we include 1) CQL (Kumar et al., 2020b) and IQL (Kostrikov et al., 2022), which are representatives using straightforward one-step policies; 2) Decision Diffuser (DD) (Ajay et al., 2023), which uses diffusion models for planning and extracts actions from planned trajectories; 3) SfBC (Chen et al., 2023), IDQL (Hansen-Estruch et al., 2023), and QGPO (Lu et al., 2023), which use diffusion to model the behavior and further refine actions using the value functions; 4) Diffusion-QL (Wang et al., 2023), which propagates the gradient of Q-value functions over the whole generation process; and 5) DAC (Fang et al., 2024), which aligns the output of diffusion policies with the gradient of Q-values.

The results are listed in Table 1. Our findings indicate that diffusion-based methods, particularly those with diffusion-based actor and regularization (including BDPO, DAC and Diffusion-QL), substantially outperform their non-diffusion counterparts especially in locomotion tasks. Meanwhile, BDPO consistently achieves superior performance across nearly all datasets, underscoring the effectiveness of combining diffusion policies and behavior-regularized RL framework. Besides the final performance, we plot the training curves of BDPO in Section E.3. Overall, BDPO achieves fast and stable convergence except for some of the antmaze datasets, where variations may occur due to the sparse reward nature of these datasets.

5.3. Analysis of BDPO

Policy Parameterization. As discussed in Section 1, improper assumptions about the action distribution may lead to inaccurate penalty calculations and ultimately degrade the overall performance. To validate this claim, we conduct a series of ablation studies that replace the actor parameterization with Gaussian distributions and Dirac distributions, respectively, while keeping other experimental configurations unchanged. For a fair comparison, we fine-tune the regularization strength η by searching within a predefined range and report the performance corresponding to the optimal value. The results are illustrated in Figure 6, with

additional details regarding the implementations provided in Appendix B.3. While simpler architectures generally converge more quickly, their performance at convergence often lags behind that of BDPO, indicating a limitation in their capacity in policy parameterization.

Effect of Regularization Strength η . The hyper-parameter η controls the regularization strength: larger η forces the diffusion policy to stay closer to the behavior diffusion, while smaller η places more emphasis on the guidance from value networks. Figure 7a demonstrates this effect: In general, smaller η does lead to better performances. However, excessively small values can result in performance degradation, as observed in *walker2d-medium-v2*. In contrast to auto-tuning η via dual gradient descend (Fang et al., 2024; Zhang et al., 2024a), we find that adjustable η causes fluctuations in penalty calculation. Therefore, we employ a fixed η throughout the training.

Effect of Lower Confidence Bound Coefficient ρ . The hyper-parameter ρ determines the level of pessimism on OOD actions since the variances of Q-values on these actions are comparatively higher than in-dataset actions. In Figure 7b, we discover that there exists a certain range of ρ where the lower confidence bound value target works best, while excessively larger or smaller values lead to either underestimation or overestimation in value estimation.

6. Conclusions

Our core contribution is to extend the behavior-regularized RL framework to diffusion policies by implementing the regularization as the accumulated discrepancies of each single-step transition of the reverse diffusion. Theoretically, we demonstrate the equivalency of the pathwise KL and the commonly adopted KL constraint on action distributions. In practice, we instantiate the framework with an actor-critic style algorithm which leverages value functions in two time scales for efficient optimization. The proposed algorithm, BDPO, produces generation results that closely align with the target distribution, thereby enhancing its performance and applicability in complex continuous control problems.

References

- Ajay, A., Du, Y., Gupta, A., Tenenbaum, J. B., Jaakkola, T. S., and Agrawal, P. Is conditional generative modeling all you need for decision making? In *International Conference on Learning Representations (ICLR)*, 2023.
- Akhound-Sadegh, T., Rector-Brooks, J., Bose, A. J., Mittal, S., Lemos, P., Liu, C., Sendera, M., Ravanbakhsh, S., Gidel, G., Bengio, Y., Malkin, N., and Tong, A. Iterated denoising energy matching for sampling from boltzmann densities. In *International Conference on Machine Learning (ICML)*, 2024.
- Alonso, E., Jelley, A., Micheli, V., Kanervisto, A., Storkey, A., Pearce, T., and Fleuret, F. Diffusion for world modeling: Visual details matter in atari. *arXiv preprint arXiv:2405.12399*, 2024.
- An, G., Moon, S., Kim, J., and Song, H. O. Uncertainty-based offline reinforcement learning with diversified q-ensemble. In *Advances in Neural Information Processing Systems (NeurIPS)*, 2021.
- Bai, C., Wang, L., Yang, Z., Deng, Z., Garg, A., Liu, P., and Wang, Z. Pessimistic bootstrapping for uncertainty-driven offline reinforcement learning. In *International Conference on Learning Representations (ICLR)*, 2022.
- Brockman, G., Cheung, V., Pettersson, L., Schneider, J., Schulman, J., Tang, J., and Zaremba, W. Openai gym. *arXiv preprint arXiv:1606.01540*, 2016.
- Chen, H., Lu, C., Ying, C., Su, H., and Zhu, J. Offline reinforcement learning via high-fidelity generative behavior modeling. In *International Conference on Learning Representations (ICLR)*, 2023.
- Chen, H., Lu, C., Wang, Z., Su, H., and Zhu, J. Score regularized policy optimization through diffusion behavior. In *International Conference on Learning Representations (ICLR)*, 2024a.
- Chen, L., Lu, K., Rajeswaran, A., Lee, K., Grover, A., Laskin, M., Abbeel, P., Srinivas, A., and Mordatch, I. Decision transformer: Reinforcement learning via sequence modeling. In *Advances in Neural Information Processing Systems (NeurIPS)*, 2021.
- Chen, T., Wang, Z., and Zhou, M. Diffusion policies creating a trust region for offline reinforcement learning. *arXiv preprint arXiv:2405.19690*, 2024b.
- Christodoulou, P. Soft actor-critic for discrete action settings. *arXiv preprint arXiv:1910.07207*, 2019.
- Fang, L., Liu, R., Zhang, J., Wang, W., and Jing, B.-Y. Diffusion actor-critic: Formulating constrained policy iteration as diffusion noise regression for offline reinforcement learning. *arXiv preprint arXiv:2405.20555*, 2024.
- Franzese, G., BOUNOUA, M., and Michiardi, P. MINDE: Mutual information neural diffusion estimation. In *International Conference on Learning Representations (ICLR)*, 2024.
- Fu, J., Kumar, A., Nachum, O., Tucker, G., and Levine, S. D4RL: datasets for deep data-driven reinforcement learning. *arXiv preprint arXiv:2004.07219*, 2020.
- Fujimoto, S. and Gu, S. S. A minimalist approach to offline reinforcement learning. In *Advances in Neural Information Processing Systems (NeurIPS)*, 2021.
- Fujimoto, S., Meger, D., and Precup, D. Off-policy deep reinforcement learning without exploration. In *International Conference on Machine Learning (ICML)*, 2019.
- Gao, C.-X., Wu, C., Cao, M., Kong, R., Zhang, Z., and Yu, Y. ACT: empowering decision transformer with dynamic programming via advantage conditioning. In *AAAI Conference on Artificial Intelligence (AAAI)*, 2024.
- Garg, D., Hejna, J., Geist, M., and Ermon, S. Extreme q-learning: Maxent RL without entropy. In *International Conference on Learning Representations (ICLR)*, 2023.
- Haarnoja, T., Tang, H., Abbeel, P., and Levine, S. Reinforcement learning with deep energy-based policies. In *International Conference on Machine Learning (ICML)*, 2017.
- Haarnoja, T., Zhou, A., Abbeel, P., and Levine, S. Soft actor-critic: Off-policy maximum entropy deep reinforcement learning with a stochastic actor. In *International Conference on Machine Learning (ICML)*, 2018.
- Hansen-Estruch, P., Kostrikov, I., Janner, M., Kuba, J. G., and Levine, S. Idql: Implicit q-learning as an actor-critic method with diffusion policies. *arXiv preprint arXiv:2304.10573*, 2023.
- Ho, J., Jain, A., and Abbeel, P. Denoising diffusion probabilistic models. In *Advances in Neural Information Processing Systems (NeurIPS)*, 2020.
- Janner, M., Du, Y., Tenenbaum, J. B., and Levine, S. Planning with diffusion for flexible behavior synthesis. In *International Conference on Machine Learning (ICML)*, 2022.
- Kang, B., Ma, X., Du, C., Pang, T., and Yan, S. Efficient diffusion policies for offline reinforcement learning. In *Advances in Neural Information Processing Systems (NeurIPS)*, 2023.
- Kingma, D. P. and Ba, J. Adam: A method for stochastic optimization. In *International Conference on Learning Representations (ICLR)*, 2015.

- Kostrikov, I., Nair, A., and Levine, S. Offline reinforcement learning with implicit q-learning. In *International Conference on Learning Representations (ICLR)*, 2022.
- Kumar, A., Fu, J., Soh, M., Tucker, G., and Levine, S. Stabilizing off-policy q-learning via bootstrapping error reduction. In *Advances in Neural Information Processing Systems (NeurIPS)*, 2019.
- Kumar, A., Gupta, A., and Levine, S. Discor: Corrective feedback in reinforcement learning via distribution correction. In *Advances in Neural Information Processing Systems (NeurIPS)*, 2020a.
- Kumar, A., Zhou, A., Tucker, G., and Levine, S. Conservative q-learning for offline reinforcement learning. In *Advances in Neural Information Processing Systems (NeurIPS)*, 2020b.
- Kumar, A., Singh, A., Tian, S., Finn, C., and Levine, S. A workflow for offline model-free robotic reinforcement learning. In *Conference on Robot Learning (CORL)*, 2021.
- Levine, S., Kumar, A., Tucker, G., and Fu, J. Offline reinforcement learning: Tutorial, review, and perspectives on open problems. *arXiv preprint arXiv:2005.01643*, 2020.
- Lu, C., Chen, H., Chen, J., Su, H., Li, C., and Zhu, J. Contrastive energy prediction for exact energy-guided diffusion sampling in offline reinforcement learning. In *International Conference on Machine Learning (ICML)*, 2023.
- Luo, F., Xu, T., Cao, X., and Yu, Y. Reward-consistent dynamics models are strongly generalizable for offline reinforcement learning. In *International Conference on Learning Representations (ICLR)*, 2024.
- Mao, L., Xu, H., Zhan, X., Zhang, W., and Zhang, A. Diffusion-dice: In-sample diffusion guidance for offline reinforcement learning. In *Advances in Neural Information Processing Systems (NeurIPS)*, 2024.
- Micheli, V., Alonso, E., and Fleuret, F. Transformers are sample-efficient world models. In *International Conference on Learning Representations (ICLR)*, 2023.
- Nair, A., Gupta, A., Dalal, M., and Levine, S. Awac: Accelerating online reinforcement learning with offline datasets. *arXiv preprint arXiv:2006.09359*, 2020.
- Oksendal, B. *Stochastic differential equations: an introduction with applications*. Springer Science & Business Media, 2013.
- Ouyang, L., Wu, J., Jiang, X., Almeida, D., Wainwright, C. L., Mishkin, P., Zhang, C., Agarwal, S., Slama, K., Ray, A., Schulman, J., Hilton, J., Kelton, F., Miller, L., Simens, M., Askell, A., Welinder, P., Christiano, P. F., Leike, J., and Lowe, R. Training language models to follow instructions with human feedback. In *Advances in Neural Information Processing Systems (NeurIPS)*, 2022.
- Ran, Y., Li, Y., Zhang, F., Zhang, Z., and Yu, Y. Policy regularization with dataset constraint for offline reinforcement learning. In *International Conference on Machine Learning (ICML)*, 2023.
- Ren, A. Z., Lidard, J., Ankile, L. L., Simeonov, A., Agrawal, P., Majumdar, A., Burchfiel, B., Dai, H., and Simchowitz, M. Diffusion policy optimization. *arXiv preprint arXiv:2409.00588*, 2024.
- Schulman, J., Wolski, F., Dhariwal, P., Radford, A., and Klimov, O. Proximal policy optimization algorithms. *arXiv preprint arXiv:1707.06347*, 2017.
- Song, Y., Sohl-Dickstein, J., Kingma, D. P., Kumar, A., Ermon, S., and Poole, B. Score-based generative modeling through stochastic differential equations. In *International Conference on Learning Representations (ICLR)*, 2021.
- Sun, Y., Zhang, J., Jia, C., Lin, H., Ye, J., and Yu, Y. Model-bellman inconsistency for model-based offline reinforcement learning. In *International Conference on Machine Learning (ICML)*, 2023.
- Tarasov, D., Kurenkov, V., Nikulin, A., and Kolesnikov, S. Revisiting the minimalist approach to offline reinforcement learning. In *Advances in Neural Information Processing Systems (NeurIPS)*, 2023.
- Vinyals, O., Babuschkin, I., Czarnecki, W. M., Mathieu, M., Dudzik, A., Chung, J., Choi, D. H., Powell, R., Ewalds, T., Georgiev, P., Oh, J., Horgan, D., Kroiss, M., Danihelka, I., Huang, A., Sifre, L., Cai, T., Agapiou, J. P., Jaderberg, M., Vezhnevets, A. S., Leblond, R., Pohlen, T., Dalibard, V., Budden, D., Sulsky, Y., Molloy, J., Paine, T. L., Gülçehre, Ç., Wang, Z., Pfaff, T., Wu, Y., Ring, R., Yogatama, D., Wünsch, D., McKinney, K., Smith, O., Schaul, T., Lillicrap, T. P., Kavukcuoglu, K., Hassabis, D., Apps, C., and Silver, D. Grandmaster level in starcraft II using multi-agent reinforcement learning. *Nature*, 2019.
- Wang, Y., Wang, L., Jiang, Y., Zou, W., Liu, T., Song, X., Wang, W., Xiao, L., Wu, J., Duan, J., et al. Diffusion actor-critic with entropy regulator. *arXiv preprint arXiv:2405.15177*, 2024.
- Wang, Z., Hunt, J. J., and Zhou, M. Diffusion policies as an expressive policy class for offline reinforcement learning. In *International Conference on Learning Representations (ICLR)*, 2023.

- Wu, Y., Tucker, G., and Nachum, O. Behavior regularized offline reinforcement learning. *arXiv preprint arXiv:1911.11361*, 2019.
- Xu, H., Jiang, L., Li, J., Yang, Z., Wang, Z., Chan, W. K. V., and Zhan, X. Offline RL with no OOD actions: In-sample learning via implicit value regularization. In *International Conference on Learning Representations (ICLR)*, 2023.
- Yu, T., Thomas, G., Yu, L., Ermon, S., Zou, J. Y., Levine, S., Finn, C., and Ma, T. MOPO: model-based offline policy optimization. In *Advances in Neural Information Processing Systems (NeurIPS)*, 2020.
- Zhang, R., Luo, Z., Sjölund, J., Schön, T. B., and Mattsson, P. Entropy-regularized diffusion policy with q-ensembles for offline reinforcement learning. In *Advances in Neural Information Processing Systems (NeurIPS)*, 2024a.
- Zhang, R., Luo, Z., Sjölund, J., Schön, T. B., and Mattsson, P. Entropy-regularized diffusion policy with q-ensembles for offline reinforcement learning. *arXiv preprint arXiv:2402.04080*, 2024b.

A. Introduction about the Benchmarks

Synthetic 2D Datasets. We leverage the synthetic 2D datasets from Lu et al. (2023) as a sanity check and a convenient illustration of the mechanism of BDPO. This task set encompasses 6 different datasets. For each dataset, the data points x_i are associated with different energies e_i . By sampling from the Boltzmann distribution associated with the temperature η :

$$p(x_i) \propto \exp(e_i/\eta), x_i \in \mathcal{D},$$

we can obtain ground truth sample results regularization strength η (see Figure 8).

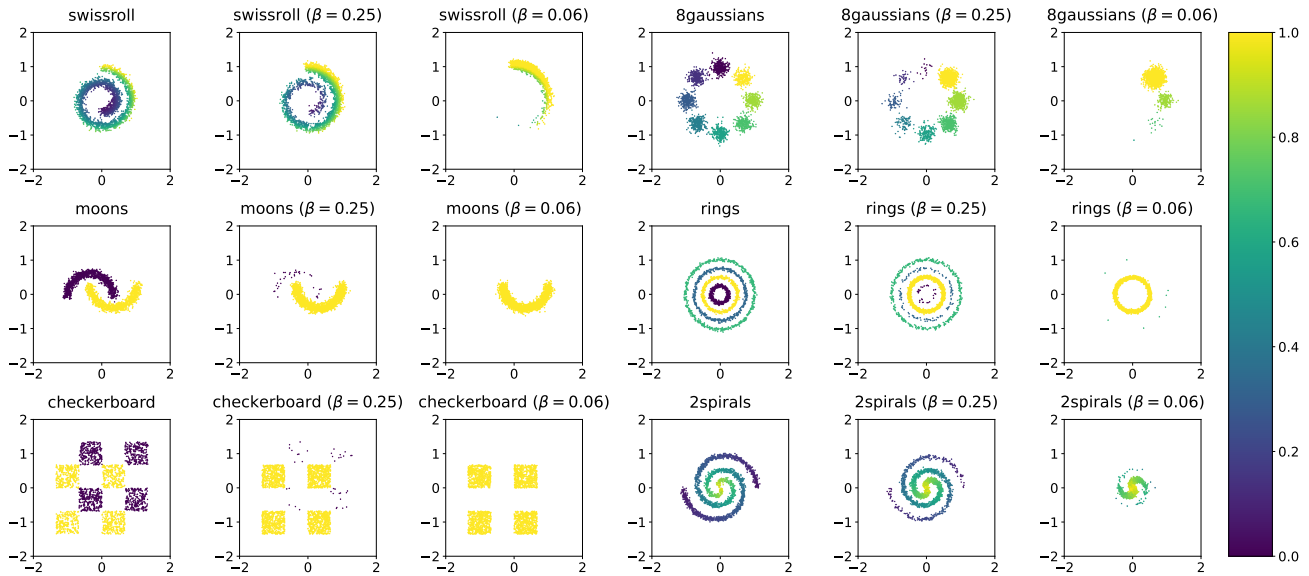


Figure 8. Illustration of synthetic 2D datasets and sampling results with various temperature η .

We also use Gym MuJoCo (Brockman et al., 2016), which provides a series of continuous control tasks to assess the performance of BDPO as well as the baseline methods.

Locomotion Tasks. We choose 3 tasks from Gym MuJoCo: 1) *halfcheetah*, which is a robot with 9 body segments and 8 joints (including claws) as shown in Figure 9a. The goal is to apply torque to 6 of the joints to make the robot move forward as quickly as possible. The reward is based on forward movement distance. 2) *hopper*, which is a simpler robot with a torso, a thigh, a shin, and a foot as shown in Figure 9b. The goal is to use torque on 3 joints to make the robot hop forward. 3) *walker2d*, a robot with a torso and two legs, each consisting of a thigh, a shin, and a foot as shown in Figure 9c. The goal is to apply torque to 6 joints to make the robot walk forward, rather than hop.

For the offline dataset, we choose the $-v2$ datasets with three levels of qualities provided by D4RL (Fu et al., 2020): 1) *medium*, which is collected by a policy that achieves approximately 30% of expert-level performance; 2) *medium-replay*, which includes all data from the replay buffer of the training process of the medium-level policy; and 3) *medium-expert*: A mixture of medium-level data and expert-level data in a 1:1 ratio.

Navigation Tasks. We use Antmaze as the representative of navigation tasks. In this task set, the agent needs to control an eight degree-of-freedom *ant* robot to walk through a maze, as shown in Figure 9d. We use three different maps: *umaze*, *medium*, and *large*; and employed three different types of datasets: 1) The ant reaches a fixed target from a fixed starting position; 2) In the *diverse* dataset, the ant needs to go from a random position to a random target; 3) In the *play* dataset, the ant goes from manually selected positions to manually selected targets (not necessarily the same as during evaluation). We use the $-v0$ versions of the datasets, also provided by D4RL (Fu et al., 2020).




Figure 9. Illustration of the Locomotion and Navigation Tasks.

B. Hyper-parameter Configurations

B.1. D4RL Datasets

We largely follow the configurations from DAC (Fang et al., 2024). Parameters that are common across all datasets are listed in Table 2. The hyper-parameters of value networks in the table are the same for both the Q-value networks Q_ψ and diffusion value networks V_ϕ .

Table 2. Common hyper-parameters across all datasets.

Diffusion Backbone	MLP(512, 512, 512, 512)
Diffusion Noise Schedule	Variance Preserving (Song et al., 2021)
Diffusion Solver	DDPM
Diffusion Steps	5
Actor Learning Rate	0.00001
Actor Learning Rate Schedule	Cosine Annealing
Actor Gradient Clip	1.0
Actor EMA Rate	0.005
Actor Samples	10
Actor Update Frequency	5
Value Learning Rate	0.0003
Value Ensemble	10 (20 for the <i>hopper-medium-v2</i> task exclusively)
Value Backbone	MLP(256, 256, 256)
Value EMA Rate	0.005
Discount	0.99 for locomotion tasks and 0.995 for antmaze tasks
Batch Size	256
Optimizer	ADAM (Kingma & Ba, 2015)
Pretrain Steps	2000000
Train Steps	2000000
Value Warmup Steps	50000
Sample Clip Range	[-1, 1]

We list the hyper-parameters that vary across different datasets in Table 3. We specifically tune the regularization strength η and the LCB coefficient for locomotion tasks, plus the value backup mode for antmaze tasks.

For evaluation, at each timestep s_t , we use the diffusion policy to diffuse $N = 10$ actions, and select the action with the highest Q-value as the final action a_t to execute in the environment. We report the score normalized by the performances of random policies and expert policies, provided by D4RL (Fu et al., 2020).

Table 3. Hyper-parameters that vary in different tasks.

Dataset	ρ	η	Max-Q Backup (Wang et al., 2023)
halfcheetah-medium-v2 halfcheetah-medium-replay-v2 halfcheetah-medium-expert-v2	0.5	0.5	False
hopper-medium-v2 hopper-medium-replay-v2 hopper-medium-expert-v2	2.0	2.0	False
walker2d-medium-v2 walker2d-medium-replay-v2 walker2d-medium-expert-v2	1.0	1.0	False
antmaze-umaze-v2 antmaze-medium-play-v0 antmaze-large-play-v0	1.0	5.0 1.0 10.0	True
antmaze-umaze-diverse-v0 antmaze-medium-diverse-v0 antmaze-large-diverse-v0	0.5	5.0 1.0 5.0	True

B.2. Synthetic 2D Datasets

In the experiments with Synthetic 2D Datasets, we basically followed the parameters in D4RL in Table 2, except that ρ is set to 0, η is set to 0.06, batch size is set to 512, and the number of diffusion steps is set to 50. We also turn off sample clipping for BDPO since the actions in these tasks are within $[-4.5, 4.5]$.

B.3. Details about the Ablation on Policy Parameterization

In this section, we provide more details about how we implement the variants that use deterministic policies or Gaussian policies. The only difference between these variants and BDPO lines in the actor parameterization, which means that we keep the implementation of the value networks (e.g. ensemble tricks and LCB value target) and the hyper-parameters (e.g. the LCB coefficient ρ) identical to BDPO. We inherit the general behavior-regularized RL framework defined in Eq. (1), where we update the soft Q-value functions using the target

$$\mathcal{B}^\pi Q^\pi(s, a) = R(s, a) + \gamma \mathbb{E}[Q^\pi(s', a')] - \eta D(\pi, \nu), \quad (19)$$

and improve the policy π via

$$\max_{\pi} -\eta D(\pi, \nu) + \gamma \mathbb{E}_{a \sim \pi}[Q^\pi(s, a)], \quad (20)$$

where D denotes certain types of regularization specific to the actor parameterization.

For deterministic policies, we follow Tarasov et al. (2023) and use the mean squared error between actions from the policy and the behavior policy:

$$D(\pi, \nu) = \frac{1}{2} \|\pi(s) - \nu(s)\|^2. \quad (21)$$

For Gaussian policies, we parameterize it as Diagonal $\pi(\cdot|s) = \mathcal{N}(\mu_\pi(s), \sigma_\pi^2(s))$, and the regularization is implemented as the KL divergence:

$$D(\pi, \nu) = \text{KL}[\pi \|\nu] = \log \frac{\sigma_\nu}{\sigma_\pi} + \frac{\sigma_\pi^2 + (\mu_\pi - \mu_\nu)^2}{2\sigma_\nu^2} - \frac{1}{2}. \quad (22)$$

We find that using the analytical KL computation for Gaussian policies works better than using sample-based estimations.

To ensure fair comparisons, we search for the optimal η for both deterministic policies and Gaussian policies within a certain range. Specifically, we choose the η from $\{0.1, 0.25, 0.5, 0.75, 1, 2, 3, 5, 10\}$. We observed that a higher eta would lead to a decline in performance, but an excessively small eta would cause the performance to oscillate drastically or even collapse

in some cases. Therefore, we select values that ensure stable performance and deliver the highest level of performance as shown in Table 4.

Table 4. Values of η used in the ablation study with the policy parameterization.

Dataset	Deterministic Policy	Gaussian Policy
halfcheetah-medium-expert-v2	10	0.75
walker2d-medium-v2	1.5	0.25

C. Proof for the Main Results

Theorem C.1. *Suppose that the behavior policy is a diffusion model that approximates the forward process q by minimizing the objective*

$$\mathbb{E}_{a^0 \sim \nu(s), a^n \sim q_{n|0}(\cdot|a^0)} \left[\text{KL} \left[q_{n-1|0,n}(\cdot|a^0, a^n) \| p_{n-1|n}^{\nu,s}(\cdot|a^n) \right] \right] \quad (23)$$

for $n \in \{0, 1, \dots, N\}$. The optimal solution $p_{n-1|n}^{*,s}$ of Eq. (13) is the reverse process corresponding to the forward process $q_{0:N}^{*,s} = \pi^*(a^0|s) \prod_{n=1}^N q_{n|n-1}(a^n|a^{n-1})$, where $\pi^*(a|s) \propto \nu(a|s) \exp(Q(s, a)/\eta)$.

Proof. First, we note that the Markov process $p_{0:N}^{\nu,s}$ is the reverse process corresponding to forward diffusion process $q^{\nu,s}(u_{0:N}) = \nu(a^0|s) \prod_{n=1}^N q(a^n|a^{n-1})$, i.e.,

$$p_{n-1|n}^{\nu,s} = q_{n-1|n}^{\nu,s} \quad (24)$$

where

$$q_{n-1|n}^{\nu,s}(a^{n-1}|a^n) := \frac{\mathbb{E}_{a^0 \sim \nu(\cdot|s)} [q_{n-1|0}(a^{n-1}|a^0) q_{n|n-1}(a^n|a^{n-1})]}{\mathbb{E}_{a^0 \sim \nu(s)} [q_{n|0}(a^n|a^0)]}. \quad (25)$$

This follows from the fact that $p_{n-1|n}^{\nu,s}$ minimizes the objective in Eq. (23). Solving the constrained optimization problem

$$\begin{aligned} & \min_{p_{n-1|n}^{\nu,s}(\cdot|a^n)} \mathbb{E}_{a^0 \sim \nu(\cdot|s)} \left[q_{n|0}(a^n|a^0) \text{KL} \left[q_{n-1|0,n}(\cdot|a^0, a^n) \| p_{n-1|n}^{\nu,s}(\cdot|a^n) \right] \right] \\ \text{s.t. } & \int p_{n-1|n}^{\nu,s}(a^{n-1}|a^n) da^{n-1} = 1 \end{aligned}$$

for each a^n yields

$$p_{n-1|n}^{\nu,s}(a^{n-1}|a^n) = \frac{\mathbb{E}_{a^0 \sim \nu(\cdot|s)} [q_{n|0}(a^n|a^0) q_{n-1|0,n}(a^{n-1}|a^0, a^n)]}{\mathbb{E}_{a^0 \sim \nu(\cdot|s)} [q_{n|0}(a^n|a^0)]}.$$

Eq. (24) then follows trivially.

Then, we will show that the equality $p_{n-1|n}^{*,s} = q_{n-1|n}^{s,\pi^*}$ holds for

$$\pi^*(a|s) = \frac{\nu(a|s) \exp(Q(s, a)/\eta)}{\mathbb{E}_{a \sim \nu(\cdot|s)} [\exp(Q(s, a)/\eta)]}.$$

Note that Eq. (13) on every state s constitutes a standard maximum entropy reinforcement learning problem (Haarnoja et al., 2018; Wu et al., 2019; Garg et al., 2023) with ending reward $Q(s, a^0)$ and no intermediate rewards. In such cases, the optimal diffusion value function satisfies the following recursion,

$$V_0^{*,s}(a^0) = Q(s, a^0)$$

$$V_n^{*,s}(a^n) = \eta \log \mathbb{E}_{a^{n-1} \sim p_{n-1|n}^{\nu,s}(\cdot|a^n)} \left[\exp(V_{n-1}^{*,s}(a^{n-1})/\eta) \right].$$

Expanding the recursion, we have

$$V_n^{*,s}(a^n) = \eta \log \mathbb{E}_{a^0 \sim p_{0|n}^{\nu,s}(\cdot|a^n)} \left[\exp(Q(s, a^0)/\eta) \right]. \quad (26)$$

The optimal policy of the maximum entropy reinforcement learning problem is a Boltzmann distribution defined as follows,

$$p_{n-1|n}^{*,s}(a^{n-1}|a^n) = \frac{p_{n-1|n}^{\nu,s}(a^{n-1}|a^n) \exp(V_{n-1}^{*,s}(a^{n-1})/\eta)}{\mathbb{E}_{a^{n-1} \sim p_{n-1|n}^{\nu,s}(\cdot|a^n)} [\exp(V_{n-1}^{*,s}(a^{n-1})/\eta)]}.$$

Substituting $p_{n-1|n}^{\nu,s}$ and $V_{n-1}^{*,s}$ with Equations (24) and (26), we get

$$p_{n-1|n}^{*,s}(a^{n-1}|a^n) = \frac{q_{n-1|n}^{\nu,s}(a^{n-1}|a^n) \mathbb{E}_{a^0 \sim q_{0|n-1}^{\nu,s}(\cdot|a^{n-1})} [\exp(Q(s, a^0)/\eta)]}{\mathbb{E}_{a^0 \sim q_{0|n}^{\nu,s}(\cdot|a^n)} [\exp(Q(s, a^0)/\eta)]}, \quad (27)$$

where

$$\mathbb{E}_{a^0 \sim q_{0|n}^{\nu,s}(\cdot|a^n)} [\exp(Q(s, a^0)/\eta)] = \int q_{n-1|n}^{\nu,s}(a^{n-1}|a^n) \mathbb{E}_{a^0 \sim q_{0|n-1}^{\nu,s}(\cdot|a^{n-1})} [\exp(Q(s, a^0)/\eta)] da^{n-1}.$$

Unfolding the definition of $q_{n-1|n}^{\nu,s}(a^{n-1}|a^n)$ (Eq. (25)), we have

$$p_{n-1|n}^{*,s}(a^{n-1}|a^n) = \frac{\mathbb{E}_{a^0 \sim \pi^*(\cdot|s)} [q_{n-1|0}^{\pi^*,s}(a^{n-1}|a^0) q_{n|n-1}^{\pi^*,s}(a^n|a^{n-1})]}{\mathbb{E}_{a^0 \sim \pi^*(\cdot|s)} [q_{n|0}^{\pi^*,s}(a^n|a^0)]}.$$

Thus, we conclude that the optimal diffusion policy $p_{0:N}^{*,s}$ matches in distribution with the forward diffusion process $q_{0:N}^{s,\pi^*}$ originating from the initial distribution $\pi^*(s)$. In other word, $\pi^*(a|s) = \int p^{*,s}(u_{0:N}) \delta(a^0 - a) du_{0:N}$. Since π^* is the optimal solution of the KL regularized objective in Eq. (4), the proof is completed. \square

Theorem C.2 (Theorem 4.2 in the main text). *Let p^ν be the reference behavior diffusion process. The optimal diffusion policy p^* of the pathwise KL-regularized RL in Eq. (11) is also the optimal policy π^* of the KL regularized RL problem in Eq. (1) in the sense that $\pi^*(a|s) = \int p_{0:N}^{*,s}(a^{0:N}) \delta(a - a^0) da^{0:N} \forall s \in \mathcal{S}$, where δ is the Dirac delta function.*

Proof. Denote the optimal state-action value function and state value functions of the pathwise KL-regularized RL as Q^* and V^* , respectively. According to Theorem C.1, for any state $s \in \mathcal{S}$, $p^{*,s}$ is the reverse process of the forward diffusion process $q^{\pi^*,s}$. Since the $p^{\nu,s}$ is the reverse process of $q^{\nu,s}$, we have

$$\text{KL} [p_{0:N}^{*,s} \| p_{0:N}^{\nu,s}] = \text{KL} [q_{0:N}^{\pi^*,s} \| q_{0:N}^{\nu,s}].$$

Notice that $q_{0:N}^{\pi^*,s}$ and $q_{0:N}^{\nu,s}$ share the same transition kernel and differ only on the initial distribution. Hence, conditioned on the initial action a^0 , they match in distribution,

$$\text{KL} [q_{1:N|0}^{\pi^*,s}(a^0) \| q_{1:N|0}^{\nu,s}(a^0)] = \mathbb{E} \left[\log \frac{\prod_{n=1}^N q(a^n|a^{n-1})}{\prod_{n=1}^N q(a^n|a^{n-1})} \right] = 0, \forall a^0 \in \mathcal{A}.$$

Therefore, the KL divergence between diffusion processes $q_{0:N}^{\pi^*,s}$ and $q_{0:N}^{\nu,s}$ equals the KL divergence between $\pi^*(s)$ and $\nu(s)$,

$$\text{KL} [p_{0:N}^{*,s} \| p_{0:N}^{\nu,s}] = \text{KL} [q_{0:N}^{\pi^*,s} \| q_{0:N}^{\nu,s}] = \text{KL} [\pi^*(s) \| \nu(s)] + \mathbb{E} \left[\text{KL} [q_{1:N|0}^{\pi^*,s} \| q_{1:N|0}^{\nu,s}] \right] = \text{KL} [\pi^*(s) \| \nu(s)].$$

We conclude the proof by showing that the optimal soft value functions Q^* and V^* of the optimal diffusion policy satisfy the Bellman optimality equations of the KL regularized objective in Eq. (1),

$$\begin{aligned} V^*(s) &= \mathbb{E}_{a \sim p_0^{*,s}} [Q^*(s, a)] + \eta \text{KL} [p_0^{*,s} \| \nu(s)] \\ Q^*(s, a) &= R(s, a) + \gamma \mathbb{E}_{s' \sim T(s, a)} [V^*(s')]. \end{aligned}$$

Here, the second equality is trivially satisfied. The first equality is satisfied because we have $\text{KL} [p_0^{*,s} \| \nu(s)] = \text{KL} [\pi^*(s) \| \nu(s)] = \text{KL} [p_{0:N}^{*,s} \| p_{0:N}^{\nu,s}]$, and

$$V^*(s) = \mathbb{E}_{a \sim p_0^{*,s}} [Q^*(s, a)] + \eta \text{KL} [p_{0:N}^{*,s} \| p_{0:N}^{\nu,s}]$$

holds by definition. \square

Lemma C.3 (Soft Policy Evaluation (adapted from Haarnoja et al. (2018))). *Consider the soft Bellman backup operator \mathcal{B}^π in Eq. (12) and a function $Q^0 : \mathcal{S} \times \mathcal{A} \rightarrow \mathbb{R}$. Define $Q^{k+1} = \mathcal{B}^\pi Q^k$. Then the sequence Q^k will converge to the soft Q -value of π as $k \rightarrow \infty$ under Assumption 4.3.*

Proof. The proof is essentially the same as that presented in Haarnoja et al. (2018) except that we employ a bounded probability ratio to ensure the boundedness of the Q value function rather than requiring the action space to be a finite set. \square

Proposition C.4 (Policy Improvement (adapted from Haarnoja et al. (2018))). *Let $p^{\pi_{\text{new}}}$ be the optimizer of the optimization problem defined in Eq. (15). Then, $V_n^{\pi_{\text{new}},s}(a) \geq V_n^{\pi_{\text{old}},s}(a)$ under Assumption 4.3.*

Proof. The optimizer $p_{n-1|n}^{\pi_{\text{new}},s,a^n}$ of the optimization problem Eq. (15) is guaranteed to satisfy

$$-\eta \ell_n^{\pi_{\text{new}},s}(a^n) + \mathbb{E}_{p_{n-1|n}^{\pi_{\text{new}},s,a^n}} [V_{n-1}^{\pi_{\text{old}},s}(a^{n-1})] \geq -\eta \ell_n^{\pi_{\text{old}},s}(a^n) + \mathbb{E}_{p_{n-1|n}^{\pi_{\text{old}},s,a^n}} [V_{n-1}^{\pi_{\text{old}},s}(a^{n-1})] = V_n^{\pi_{\text{old}},s}(a^n).$$

Recursively applying the above inequality to $V_n^{\pi_{\text{old}},s}(a^n) = -\eta \ell_n^{\pi_{\text{old}},s}(a^n) + \mathbb{E}_{p_{n-1|n}^{\pi_{\text{old}},s,a^n}} [V_{n-1}^{\pi_{\text{old}},s}(a^{n-1})]$, we get

$$\begin{aligned} V_n^{\pi_{\text{old}},s}(a^n) &\leq -\eta \ell_n^{\pi_{\text{old}},s}(a^n) + \mathbb{E}_{p_{n-1|n}^{\pi_{\text{old}},s,a^n}} \left[-\eta \ell_{n-1}^{\pi_{\text{new}},s}(a^{n-1}) + \mathbb{E}_{p_{n-2|n-1}^{\pi_{\text{new}},s,a^{n-1}}} [V_{n-2}^{\pi_{\text{old}},s}(a^{n-2})] \right] \\ &\leq \mathbb{E}_{p_{0:n-1|n}^{\pi_{\text{old}},s,a^n}} \left[-\eta \sum_{i=1}^n \ell_i^{\pi_{\text{new}},s}(a^i) + Q^{\pi_{\text{old}}}(s, a^0) \right] \\ &\leq \mathbb{E}_{p_{0:n-1|n}^{\pi_{\text{old}},s,a^n}} \left[-\eta \sum_{i=1}^n \ell_i^{\pi_{\text{new}},s}(a^i) + R(s, a^0) + \gamma \mathbb{E}_{s' \sim T(s, a^0)} \left[-\eta \sum_{i=1}^N \ell_i^{\pi_{\text{new}},s'}(a^i) + Q^{\pi_{\text{old}}}(s, a^0) \right] \right] \\ &\leq \dots \\ &\leq V_n^{\pi_{\text{new}},s}(a^n), \end{aligned}$$

where the convergence to $V_n^{\pi_{\text{new}},s}$ is guaranteed by the Lemma C.3. \square

Proposition C.5 (Soft Policy Iteration (adapted from Haarnoja et al. (2018))). *Under Assumption 4.3, repeated application of soft policy evaluation in Eq. (12) and Eq. (14) and soft policy improvement in Eq. (15) from any $p^\pi \in \Pi$ converges to a policy p^{π^*} such that $V_n^{\pi^*,s}(a) \geq V_n^{\pi,s}(a)$ for all $p^\pi \in \Pi$, $n \in \{0, 1, \dots, N\}$, and $(s, a) \in \mathcal{S} \times \mathcal{A}$.*

Proof. The proof duplicates that in Haarnoja et al. (2018). \square

D. Continuous-Time Perspective of the Pathwise KL

Song et al. (2021) builds the connection between diffusion models and the reverse stochastic differential equations (SDEs) that gradually remove noises from data and transform a prior noise distribution into the target distribution. Based on the SDE understanding of diffusion models, we aim to investigate whether the introduced pathwise KL can be extended to continuous-time diffusion modeling.

We define the forward diffusion SDE, which perturbs data into prior distribution, as the following:

$$dx = f(x, t)dt + g(t)dw, \quad (28)$$

where w is the standard Wiener process, f is the drift coefficient, and g is the diffusion coefficient. The reverse process of this SDE is also a diffusion SDE:

$$dx = [f(x, t) - g(t)^2 \nabla_x \log p_t(x)] dt + g(t)d\bar{w}, \quad (29)$$

where \bar{w} is the reverse-time standard Wiener process and dt is a infinitesimal *negative* time interval. In practice, we can use a parameterized neural network $s^\theta(x, t)$ to estimate the score of the marginal distribution using score matching:

$$\theta^* = \arg \min_{\theta} \mathbb{E}_{t, x(0), x(t)|x(0)} [\lambda(t) \|s_\theta(x(t), t) - \nabla_{x(t)} \log q_{t|0}(x(t)|x(0))\|^2], \quad (30)$$

where $q_{t|0}$ is the distribution of $x(t)$ given the initial sample $x(0)$. After the training is completed, we can substitute the score function in Eq. (29) and solve the reverse SDE to obtain samples that follow the target distribution.

We consider two forward SDEs with the same drift and diffusion coefficient, but with different initial distributions q_0^π and q_0^ν . Let the approximated score networks be s^π and s^ν , and therefore we consider the following reverse SDEs:

1. $dx = [f(x, t) - g(t)^2 s^\pi(x, t)] dt + g(t) d\bar{w}$ under measure \mathbb{P}^π ,
2. $dx = [f(x, t) - g(t)^2 s^\nu(x, t)] dt + g(t) d\bar{w}$ under measure \mathbb{P}^ν .

Our goal is to compute the KL divergence between the distributions of the two reverse SDEs. Using Girsanov's theorem (Ok-sendal, 2013), we have

$$\begin{aligned} \text{KL} [\mathbb{P}^\pi \| \mathbb{P}^\nu] &= \mathbb{E}_{\mathbb{P}^\pi} \left[\log \frac{d\mathbb{P}^\pi}{d\mathbb{P}^\nu} \right] \\ &= \mathbb{E}_{\mathbb{P}^\pi} \left[\int_0^T \frac{[[f(x, t) - g(t)^2 s^\pi(x, t)] - [f(x, t) - g(t)^2 s^\nu(x, t)]]^2}{2g(t)^2} dt \right] \\ &= \mathbb{E}_{\mathbb{P}^\pi} \left[\int_0^T \frac{g(t)^4 \|s^\pi(x, t) - s^\nu(x, t)\|^2}{2g(t)^2} dt \right] \\ &= \mathbb{E}_{\mathbb{P}^\pi} \left[\int_0^T \frac{g(t)^2}{2} \|s^\pi(x, t) - s^\nu(x, t)\|^2 dt \right]. \end{aligned} \quad (31)$$

Instantiating the SDE with Variance Preserving noise schedule (Song et al., 2021):

$$\begin{aligned} f(x, t) &= \frac{1}{2} \beta(t) x \\ g(t) &= \sqrt{\beta(t)}, \end{aligned} \quad (32)$$

We have

$$\text{KL} [\mathbb{P}^\pi \| \mathbb{P}^\nu] = \mathbb{E}_{\mathbb{P}^\pi} \left[\int_0^T \frac{\beta(t)}{2} \|s^\pi(x, t) - s^\nu(x, t)\|^2 dt \right]. \quad (33)$$

Equation 31 presents the analytical form of the KL divergence between two reverse diffusion processes. In the following content, we continue to demonstrate that the pathwise KL introduced in this paper corresponds to Eq. (31) in the limit of $N \rightarrow \infty$.

Examining the pathwise KL objective defined in Eq. (10),

$$\begin{aligned} &\text{KL} [p_{0:N}^\pi \| p_{0:N}^\nu] \\ &= \mathbb{E}_{p_{0:N}^\pi} \left[\sum_{n=1}^N \text{KL} [p_{n-1|n}^{\pi, x^n}(x^{n-1}) \| p_{n-1|n}^{\nu, x^n}(x^{n-1})] \right] \\ &= \mathbb{E}_{p_{0:N}^\pi} \left[\sum_{n=1}^N \frac{\|\mu^\pi(x^n, n) - \mu^\nu(x^n, n)\|^2}{2\sigma_n^2} \right] \\ &= \mathbb{E}_{p_{0:N}^\pi} \left[\sum_{n=1}^N \frac{\beta_n^2}{2\sigma_n^2(1 - \beta_n)} \|s_n^\pi(x^n) - s_n^\nu(x^n)\|^2 \right] \\ &= \mathbb{E}_{p_{0:N}^\pi} \left[\sum_{n=1}^N \frac{\beta_n(1 - \bar{\alpha}_n)}{2(1 - \bar{\alpha}_{n-1})(1 - \beta_n)} \|s_n^\pi(x) - s_n^\nu(x)\|^2 \right]. \end{aligned} \quad (34)$$

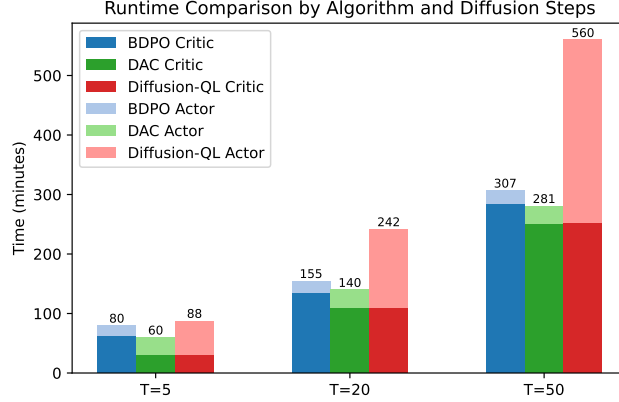


Figure 10. Algorithm Runtime of BDPO, DAC and Diffusion-QL.

where s_n is the score function at step n .

Define $\Delta t = \frac{T}{N}$, by Song et al. (2021), we can show that in the limit of $N \rightarrow \infty$, we have $\beta_n = \beta(\frac{nT}{N})\Delta t \rightarrow 0$, $x^n = x(\frac{nT}{N})$, and $s_n(x^n) = s(x(\frac{nT}{N}), \frac{nT}{N})$. Therefore,

$$\begin{aligned}
 \lim_{N \rightarrow \infty} \text{KL} [p_{0:N}^\pi \| p_{0:N}^\nu] &= \lim_{N \rightarrow \infty} \mathbb{E}_{p_{0:N}^\pi} \left[\sum_{n=1}^N \frac{\beta_n(1 - \bar{\alpha}_n)}{2(1 - \bar{\alpha}_{n-1})(1 - \beta_n)} \|s_n^\pi(x) - s_n^\nu(x)\|^2 \right] \\
 &= \lim_{N \rightarrow \infty} \mathbb{E}_{p_{0:N}^\pi} \left[\sum_{n=1}^N \frac{\beta_n}{2} \|s_n^\pi(x^n) - s_n^\nu(x^n)\|^2 \right] \\
 &= \lim_{N \rightarrow \infty} \mathbb{E}_{p_{0:N}^\pi} \left[\sum_{n=1}^N \frac{\beta(\frac{nT}{N})}{2} \|s^\pi(x(\frac{nT}{N}), \frac{nT}{N}) - s^\nu(x(\frac{nT}{N}), \frac{nT}{N})\|^2 \Delta t \right] \\
 &= \mathbb{E}_{p^\pi} \left[\int_0^T \frac{\beta(t)}{2} \|s^\pi(x(t), t) - s^\nu(x(t), t)\|^2 dt \right].
 \end{aligned} \tag{35}$$

which exactly corresponds to the KL divergence of SDE in Eq. (31).

E. Supplementary Experiment Results

E.1. Discussions about Training Time

A systematic breakdown and comparison of the runtime between BDPO, DAC and Diffusion-QL is illustrated in Figure 10. We evaluate BDPO, DAC and Diffusion-QL with workstations equipped with NVIDIA RTX 4090 cards and the *walker2d-medium-replay-v2* dataset.

Our method consists of three distinct subroutines. The first one is pre-training the behavior diffusion with standard diffusion loss. Our observation is that this phase accounts for a minor fraction (about 8 minutes) of the overall runtime, so we ignore it in the following discussion. The second one is training value functions, including Q^π and V^π . The approach to training Q^π is identical to established methods such as Diffusion-QL (Wang et al., 2023) and DAC (Fang et al., 2024), which is essentially sampling diffusion paths at the next state s' and calculating the temporal difference target. In addition to Q^π , Our method additionally trains V^π . However, this supplementary computation is not resource-intensive, as it only requires single-step diffusion to compute the training target V^π . Therefore, the additional cost of training diffusion value functions V^π is a constant that does not scale with diffusion steps. The third subroutine is training the actor. Akin to EDP (Kang et al., 2023), BDPO only requires a single-step diffusion rollout, and thus the cost of training the actor is also a constant that does not scale with diffusion steps. In contrast, Diffusion-QL needs to differentiate with respect to the whole diffusion path, which causes a drastic increase in actor runtime.

E.2. Generation Path On Synthetic 2D Tasks

We plot the generation results of BDPO on all synthetic 2D datasets in Figure 11. Throughout these datasets, we witness a close resemblance between the final sample distribution and the ground truth target distribution as depicted in Figure 8. The sampling begins with gradual movements across the 2D plane and converges in later diffusion steps. This pattern is further demonstrated by the diffusion value functions, which offer weaker guidance during the initial steps but provide stronger guidance in the final steps. This is in consistency with the exact energy guidance (Lu et al., 2023), which demonstrates that our guidance delivers generation results that exactly conform with the target distribution, while other types of guidance cannot (see Wang et al. (2023) for details).

E.3. Training Curves of D4RL Datasets

The curves of evaluation scores on D4RL datasets are presented in Figure 12 and Figure 13.

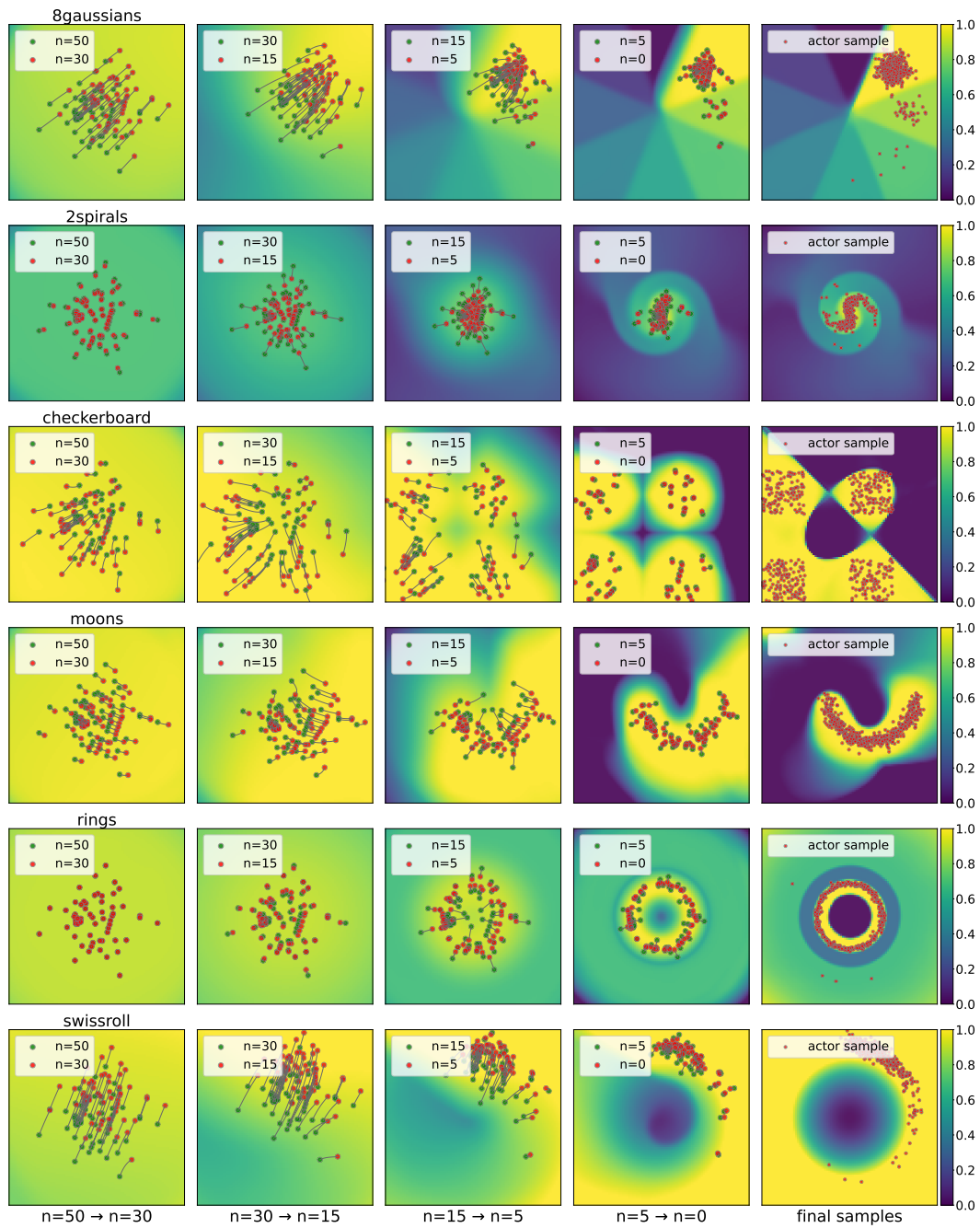


Figure 11. Illustration of the diffusion policy and the diffusion value function from BDPO on synthetic 2D datasets. The regularization strength is set to $\eta = 0.06$.

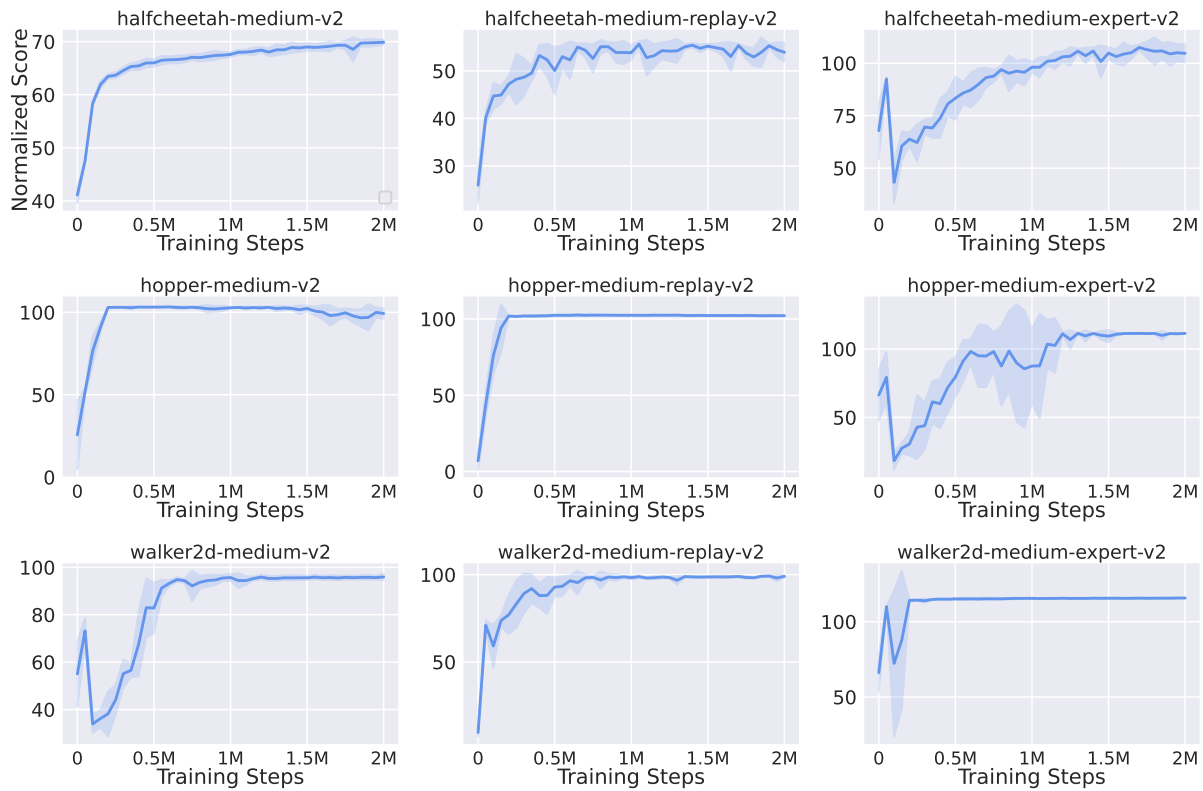


Figure 12. Evaluation scores of BDPO on D4RL Locomotion datasets. Results are aggregated using 5 independent seeds and 10 evaluation episodes for each seed.

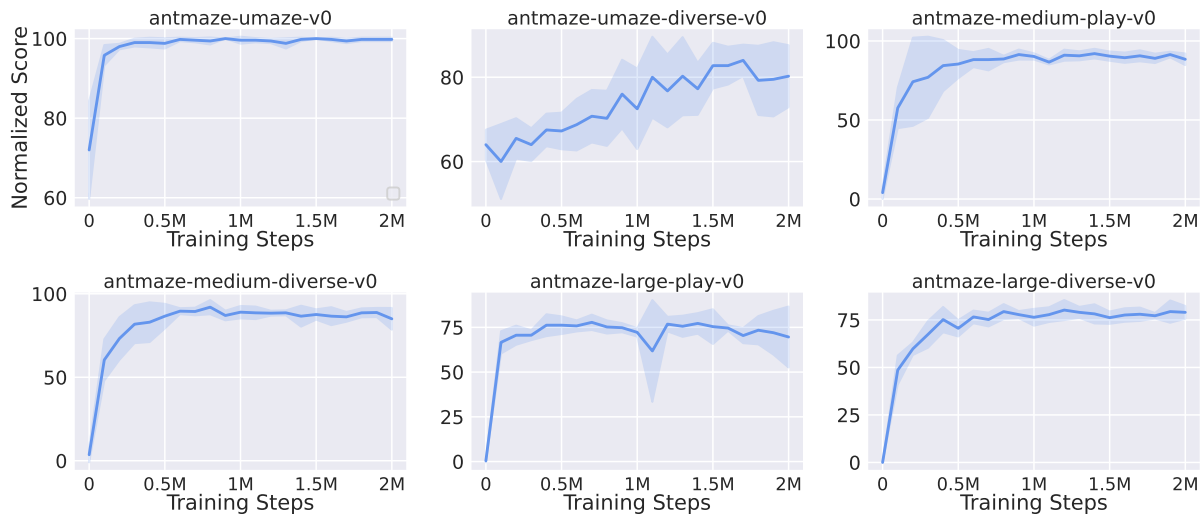


Figure 13. Evaluation scores of BDPO on D4RL Locomotion datasets. Results are aggregated using 5 independent seeds and 100 evaluation episodes for each seed.