

The DESI 2024 hint for dynamical dark energy is biased by low-redshift supernovae

Lu Huang,^{1,*} Rong-Gen Cai,^{2,1,3,†} and Shao-Jiang Wang^{1,4,‡}

¹*Institute of Theoretical Physics, Chinese Academy of Sciences (CAS), Beijing 100190, China*

²*Institute of Fundamental Physics and Quantum Technology, Ningbo University, Ningbo, 315211, China*

³*School of Fundamental Physics and Mathematical Sciences, Hangzhou Institute for Advanced Study (HIAS), University of Chinese Academy of Sciences (UCAS), Hangzhou 310024, China*

⁴*Asia Pacific Center for Theoretical Physics (APCTP), Pohang 37673, Korea*

Recently, a $\sim 3.9\sigma$ preference for dynamical dark energy from the Dark Energy Spectroscopic Instrument (DESI) collaboration inspired hot debates on new physics or systematics. In this letter, we reveal this significant preference is dominated by an external low-redshift supernova (low- z SN) sample that combines with the Dark Energy Survey SN program (DES-SN) in their Year 5 data release (DESY5). Further implementing the a_B (the intercept of the SN magnitude-redshift relation) diagnosis between low- z and DES-SN samples, we find large dispersions in the low- z SN sample with a ~ 0.043 magnitude discrepancy in $-5a_B$ from the high- z DES-SN sample, suggesting potential systematics in DESY5. Correcting for this low- z systematics or directly ignoring the low- z sample can largely reduce the preference for dynamical DE to be $< 2\sigma$. Therefore, the DESI preference for dynamical DE might be a mirage of low- z SN systematics with a mismatch intercept. Our additional test demonstrates the currently available data cannot provide decisive evidence for dynamical DE.

Introduction.— The standard Lambda-cold-dark-matter (Λ CDM) model, consisting of radiation, baryonic matter, cold dark matter, and a cosmological constant Λ in a spatially flat, isotropic and homogeneous Universe with primordial perturbations provided by a nearly scale-invariant adiabatic Gaussian random scalar field, has passed a wide variety of cosmological tests [1–9]. Despite its great success over the past quarter century, a few tensions [10] including the $\sim 5\sigma$ Hubble tension [11–15], $\sim 3\sigma$ S_8 tension [16, 17] as well as $\sim 4\sigma$ γ tension [18] have hinted for cracking this concordant model. Since the Λ component that might as well be dynamical dark energy (DE) driving the late-time acceleration still remains an enigma, whether the Λ CDM model should be replaced by new physics would call for special cautions.

As the most updated Stage IV survey, the Dark Energy Survey (DES) characterizes the properties of dark matter and DE with unprecedented precision and accuracy through multiple probes like Type Ia supernovae (SNe Ia), weak lensings, large-scale structures, galaxy clusters [19–21]. The recent release of the Dark Energy Spectroscopic Instrument (DESI) for baryon acoustic oscillations (BAO) [22] together with full 5-year photometrically classified SNe Ia (DES-SN), when combined with additional external low- z SNe (namely DESY5) [23, 24], have triggered heated debates on the dynamical DE.

The cosmological constraints inferred from DESI BAO or DESY5 alone are consistent with the standard flat Λ CDM model, while the joint constraint of DESI BAO, DESY5, and Planck CMB surprisingly favors a quintom-like dynamic DE behavior, showing a 3.9σ tension to the

Λ CDM model [22, 25]. A similar but weaker preference ($\sim 2\sigma$) of dynamic DE is also achieved without the participations of DESI BAO and DESY5 [26]. These hints for new physics have attracted significant interests in the community with subsequent numerous theoretical studies on different kinds of dynamical DE, e.g. Refs. [27–52].

In parallel with searches for theoretical explanations, inconsistencies between DES measurements (DESI BAO, DESY5) and previous high-quality measurements (SDSS BAO [5], PantheonPlus SNe [53–59]) have also been widely debated [60–66]. For example, the combination of DESI LRG1 and LRG2 data is found to be the key driver for the preference of dynamical DE [22, 41, 60–62]. Nevertheless, these two data exhibit mild tension with SDSS BAO [5] for unknown reasons. By comparing the mean magnitude-redshift residuals between PantheonPlus and DESY5, Ref. [65] found a $\sim 0.04 - 0.05$ mag difference in the overlapping regime, indicating unidentified SNe systematics in DESY5 (see, however, Ref. [67]). Correcting this offset would cancel the preference for dynamical DE, bringing cosmological constraints of the corrected DESY5 back to Λ CDM. Therefore, it cannot simply rule out the possibility of potential systematics in DESY5.

Including the low- z SNe sample (consists of CSP [68], CfA [69, 70], and Foundation [71] samples) with the least systematic control in cosmological analyses is controversial in practice. As highlighted in Refs. [23, 24], the spectroscopically confirmed low- z sample (different from the photometrically classified DES SNe in the observational method) is the most critical source of systematics due to the lack of homogeneity and complete calibrations. Specifically, the nuisance parameters α, β used to correct for SNe color and stretch dependencies show significant discrepancies between low- z and DES-SN samples. Given that the properties and selection effects of the low- z sample still lack sufficient understanding, additional system-

* huanglu@itp.ac.cn

† cairg@itp.ac.cn

‡ schwang@itp.ac.cn (corresponding author)

atic checks are necessarily required.

In this letter, we first cross-compare the DESI BAO, DESY5 SNe with the previous high-quality SDSS eBOSS BAO and PantheonPlus, and confirm the key driver of dynamical DE is the additional external low- z data in forming DESY5. We then propose to diagnose the systematics of DESY5 and quantify its preference for dynamical DE through the dubbed a_B consistency developed in Refs. [72, 73]. By performing simple corrections to DESY5, we find DESI BAO and corrected DESY5 SNe present more precise cosmological constraints but do not indicate any significant deviation from the Λ CDM model. Therefore, it is too early to claim dynamical DE.

Data and method.— As indicated in Refs. [22, 25], different late-time observations seem to have different levels of support for the dynamical DE. To diagnose which dataset contributes the most to the preference for dynamical DE, we take all the high-quality DESI BAO [22], DESY5 (low- z +DES-SN) [23, 24], SDSS eBOSS BAO [5], PantheonPlus [53–59], and Planck CMB [4] into considerations for completed comparisons. The UNION3 compilation [74] is not included in this study as they have not released a Hubble diagram yet.

Note that, for the DESY5 SNe sample, we do not use the distance moduli (calculated using an assumed H_0 and absolute magnitude M_B) to analyze cosmological parameters but use the standardized apparent magnitudes $m_B^{\text{corr.}}$ corrected for stretch, color, and host effects, which can additionally provide M_B constraints of corresponding SNe samples when the Planck CMB data is engaged to break the degeneracy of H_0 and M_B . Any systematics in the 194 low- z $m_B^{\text{corr.}}$ are expected to infer a different M_B constraint compared to the 1635 DES single sample, while using the distance moduli would hide the $m_B^{\text{corr.}}$ systematics and make it hard to detect. In addition, we need the $m_B^{\text{corr.}}$ to build the SNe magnitude-redshift relation and then diagnose the SNe systematics from this relation with a consistent intercept a_B as we will elaborate in detail shortly below.

Similar to the PantheonPlus SNe analysis, we construct the distance moduli residual vector of DESY5 SNe as $\Delta\vec{D} = m_B^{\text{corr.}} - M_B - \mu_{\text{model}}$ and the likelihood is defined as $-2\ln(\mathcal{L}) = \Delta\vec{D}^T C_{\text{stat+syst}}^{-1} \Delta\vec{D}$. We adopt the builtin Planck CMB (plik TTTEEE + lowl + lowE + CMB lensing), SDSS BAO (eight BAO-only data points), and PantheonPlus ($z < 0.01$ SNe are discarded) in MontePython [75], and the extra self-written DESI BAO and DESY5 likelihoods for following analyses. Specifically, we perform the Monte Carlo Markov Chain (MCMC) constraints on the $w_0 w_a$ CDM model with Planck CMB + arbitrarily different combinations of BAO and SNe.

Systematics identification.— We present constraints of the $w_0 w_a$ CDM model in Tab. I and visualize the marginalized $w_0 - w_a$ distributions in Fig. 1. The preference for dynamical DE from CMB+eBOSS

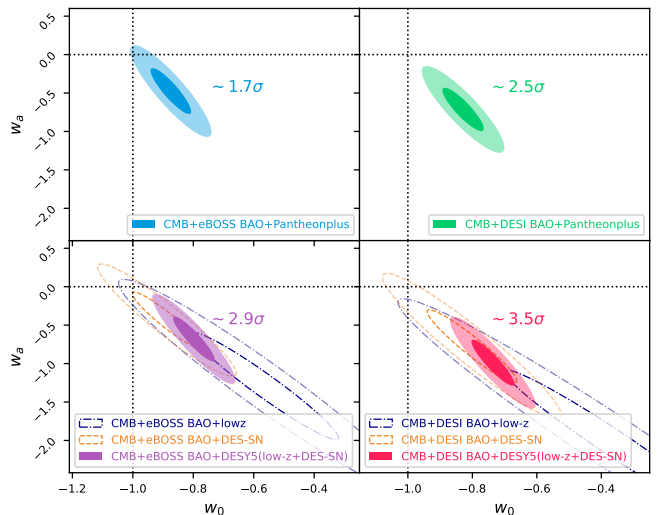


FIG. 1. $w_0 - w_a$ contours constrained from different datasets.

BAO+PantheonPlus is $\sim 1.7\sigma$, not significant yet. Either replacing the eBOSS BAO with DESI BAO or the PantheonPlus SNe with DESY5 SNe would increase preferences to $\sim 2.5\sigma$ and $\sim 2.9\sigma$, respectively, but still not significant enough to claim dynamical DE. In particular, when getting rid of the low- z sample, the significance drops from $\sim 2.9\sigma$ to insignificant $\sim 1.1\sigma$. Although CMB+DESI BAO+DESY5 after both of the above replacements presents a more significant $\sim 3.5\sigma$ preference, getting rid of the low- z sample would once again drop the significance from $\sim 3.5\sigma$ back to $\sim 1.7\sigma$.

In specific, cross-comparing four panels in Fig. 1, we find the BAO data replacement (compare the top-row two panels) can induce a $\sim 0.8\sigma$ increase for dynamical DE while the SNe data replacement (compare the left-column two panels) can drive a larger $\sim 1.2\sigma$ increase, suggesting the DESY5 SNe dominates the preference. Considering that the DESY5 SNe may suffer from unknown systematics in its low- z SNe sample, we perform extra MCMC constraints on low- z and DES-SN samples separately as explicitly exhibited in the bottom-row two panels of Fig. 1. The CMB+eBOSS BAO+DES-SN and CMB+DESI BAO+DES-SN cases (yellow dashed unfilled contours) present a callback tendency to the standard Λ CDM. On the contrary, the low- z combination cases (blue dot-dashed unfilled contours) prefer Λ CDM-deviated behaviors where the $w_0 - w_a$ marginalized contours extend substantially to the $w_0 > -1$ and $w_a < 0$ directions. Thus, minor inconsistency emerges between low- z SNe and DES-SN samples.

To further separate out the interference from different BAO data and reflect the underlying preference for dynamical DE from different SNe samples, we can solely use Planck CMB to calibrate low- z , DES-SN, and their combined (DESY5), respectively. The marginalized $w_0 - w_a$

TABLE I. Constraints on $w_0 w_a$ CDM model with the significance level of the tension given with respect to the Λ CDM model.

Datasets	H_0	M_B	Ω_m	w_0	w_a	Tension
Planck CMB +						
low- z	74.0 ± 8.0	$-19.05^{+0.26}_{-0.17}$	$0.246^{+0.030}_{-0.066}$	-0.20 ± 0.50	-5.4 ± 2.0	$\sim 2.2\sigma$
DES-SN	67.7 ± 1.2	-19.390 ± 0.037	$0.312^{+0.011}_{-0.012}$	$-0.90^{+0.16}_{-0.20}$	$-0.44^{+0.79}_{-0.56}$	$\sim 0.6\sigma$
DESY5(low- z +DES-SN)	$67.4^{+1.1}_{-1.0}$	$-19.367^{+0.038}_{-0.031}$	$0.315^{+0.010}_{-0.012}$	-0.73 ± 0.10	-1.05 ± 0.51	$\sim 2.4\sigma$
low- z fluctuation debias	79.8 ± 7.7	$-18.97^{+0.24}_{-0.19}$	$0.224^{+0.033}_{-0.056}$	$-0.64^{+0.24}_{-0.19}$	$-3.7^{+1.7}_{-2.0}$	$\sim 1.5\sigma$
Planck CMB + DESI BAO +						
low- z	64.1 ± 3.0	-19.450 ± 0.089	$0.351^{+0.029}_{-0.036}$	$-0.37^{+0.28}_{-0.35}$	$-2.00^{+1.1}_{-0.75}$	$\sim 2.1\sigma$
DES-SN	67.6 ± 1.3	-19.373 ± 0.018	$0.313^{+0.010}_{-0.012}$	-0.79 ± 0.14	$-0.83^{+0.49}_{-0.40}$	$\sim 1.7\sigma$
DESY5(low- z +DES-SN)	67.25 ± 0.72	-19.370 ± 0.017	0.316 ± 0.0077	-0.73 ± 0.069	-1.01 ± 0.32	$\sim 3.5\sigma$
Planck CMB + eBOSS BAO +						
low- z	$64.5^{+2.0}_{-2.4}$	$-19.443^{+0.059}_{-0.070}$	0.345 ± 0.024	-0.56 ± 0.24	$-1.3^{+0.73}_{-0.65}$	$\sim 1.9\sigma$
DES-SN	67.4 ± 1.0	-19.393 ± 0.016	0.315 ± 0.01	-0.89 ± 0.11	-0.43 ± 0.36	$\sim 1.1\sigma$
DESY5(low- z +DES-SN)	66.63 ± 0.73	-19.392 ± 0.018	$0.322^{+0.0064}_{-0.0072}$	-0.79 ± 0.067	-0.72 ± 0.28	$\sim 2.9\sigma$
Planck CMB + PantheonPlus +						
DESI BAO	$68.0^{+0.84}_{-0.71}$	$-19.406^{+0.024}_{-0.019}$	0.308 ± 0.0076	$-0.83^{+0.059}_{-0.070}$	$-0.70^{+0.30}_{-0.27}$	$\sim 2.5\sigma$
eBOSS BAO	$67.3^{+0.61}_{-0.71}$	$-19.429^{+0.017}_{-0.020}$	0.316 ± 0.0075	-0.88 ± 0.069	$-0.45^{+0.29}_{-0.22}$	$\sim 1.7\sigma$
Planck CMB + DESI BAO + DESY5 debias						
only low- z fluctuation debias	$67.07^{+0.74}_{-0.67}$	-19.372 ± 0.017	$0.317^{+0.0069}_{-0.0076}$	$-0.73^{+0.064}_{-0.074}$	$-0.99^{+0.33}_{-0.26}$	$\sim 3.7\sigma$
only low- z discrepancy debias	68.75 ± 0.76	-19.370 ± 0.018	$0.301^{+0.0062}_{-0.0073}$	-0.91 ± 0.067	-0.49 ± 0.28	$\sim 1.6\sigma$
low- z full debias	68.68 ± 0.80	-19.371 ± 0.019	0.302 ± 0.0079	-0.91 ± 0.070	$-0.49^{+0.30}_{-0.26}$	$\sim 1.5\sigma$
Planck CMB + DESI BAO + DES-SN + eBOSS BAO + PantheonPlus						
H_0	$M_B^{\text{DES-SN}}$	$M_B^{\text{PantheonPlus}}$	Ω_m	w_0	w_a	Tension
$67.38^{+0.58}_{-0.48}$	-19.388 ± 0.012	-19.424 ± 0.017	$0.315^{+0.0042}_{-0.0065}$	-0.86 ± 0.062	$-0.52^{+0.24}_{-0.20}$	$\sim 2.3\sigma$

and $H_0 - M_B$ distributions are shown in the left panel of Fig. 2. The purple $w_0 - w_a$ contour of low- z SN samples shows a significant deviation and thus dominates the deviation from Λ CDM in the blue DESY5 contour since the red DES-SN contour alone coincides perfectly with Λ CDM ($\sim 0.6\sigma$). However, this low- z dominated deviation is just likely to be a mirage since its $H_0 - M_B$ contour in the inset of the left panel of Fig. 2 shows a rather weak constraint and irregular marginalized distribution, suggesting the multi-sample mixed low- z SNe does not have a consistent absolute magnitude M_B . Hence, there are substantial systematic errors in the low- z SNe sample.

Systematics diagnosis.— To diagnose systematics for low- z SNe, we rebuild the magnitude-redshift relation

$$m_{B,i}^{\text{corr.}} = 5 \lg \hat{d}_L(z_i) - 5a_B, \quad (1)$$

$$-5a_B \equiv M_B + 5 \lg \frac{c/H_0}{\text{Mpc}} + 25 \quad (2)$$

for both low- z and DES-SN samples, where the dimensionless luminosity distance $\hat{d}_L(z_i) = D_L(z)/(c/H_0) = (1 + z_{\text{hel}}) \int_0^{z_{\text{HD}}} dz'/E(z')$ is computed from the best-fit Planck Λ CDM fiducial model for the reduced Hubble pa-

rameter $E(z)^2 \equiv H(z)^2/H_0^2 = \Omega_m(1+z)^3 + (1 - \Omega_m)$. Recall that all light-curve model corrections are absorbed into the standardized apparent magnitude $m_{B,i}^{\text{corr.}}$, and hence the intercept $-5a_B$ as a degeneracy parameter between H_0 and M_B is expected to be a stable value for a single SNe compilation. The gist of a_B diagnosis is to check a consistent intercept $-5a_B$ (a systematics-sensitive and model-sensitive quantity) among different SNe samples. As any observational systematics in measuring $m_{B,i}^{\text{corr.}}$ or theoretical systematics in modeling $5 \lg \hat{d}_L(z_i)$ induced by either uncounted peculiar velocity effect on the redshift z_i measurement or even new physics model $\hat{d}_L(z)$ would cause a deviation in $-5a_B = m_{B,i}^{\text{corr.}} - 5 \lg \hat{d}_L(z_i)$, we can quickly locate the redshift ranges of either systematics or new physics from redshift distributions of the intercept $-5a_B$.

Detailed a_B diagnosis is visualized in Fig. 3. The high-quality DES-SN from a single telescope has the most stable a_B distributions among its spanned redshift bins, perfectly agreeing with the Planck Λ CDM cosmology assumed in Fig. 3. By contrast, the multi-sample mixed low- z SNe shows irregular fluctuations in $-5a_B$, and its

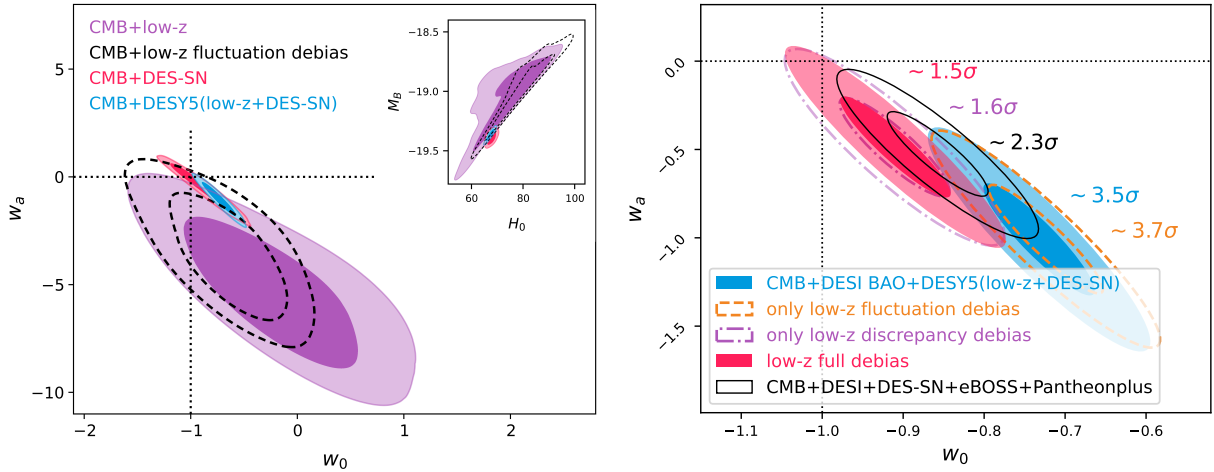


FIG. 2. *Left*: The marginalized contours on parameters w_0, w_a, H_0, M_B for different SNe samples calibrated by Planck CMB. *Right*: The marginalized contours on parameters w_0 and w_a for CMB+DESI BAO+DES5 with different bias corrections and the CMB+DESI+DES-SN+eBOSS+PantheonPlus.

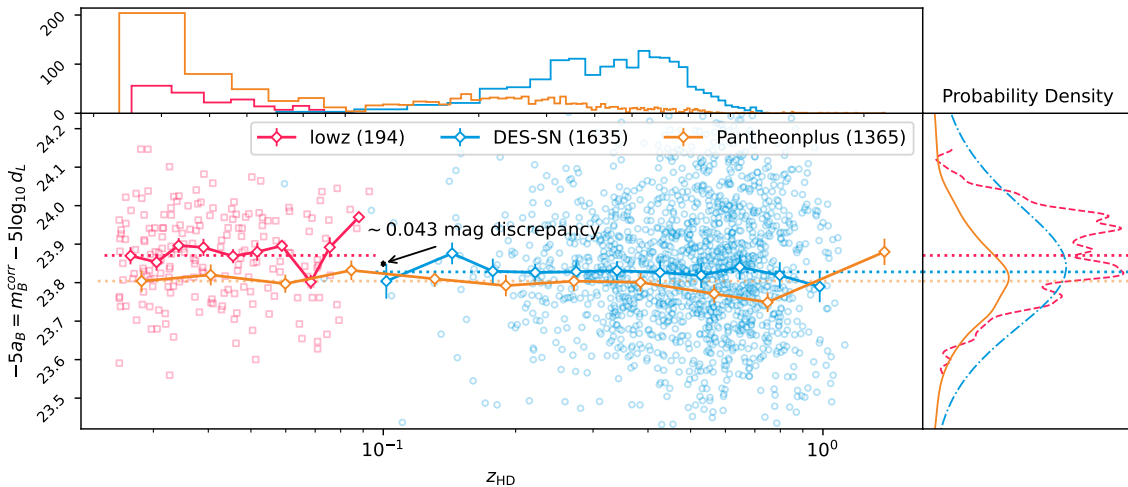


FIG. 3. The a_B diagnosis: the distributions of $-5a_B$ for low- z , DES-SN, and PantheonPlus SNe (only 1365 SNe with $z \geq 0.0233$ are considered). The fiducial cosmology is assumed from the best-fit Planck Λ CDM with $\Omega_m = 0.315$. Note that the discrepancy in $-5a_B$ between low- z and DES-SN samples is independent of fiducial Ω_m values. The top panel is the redshift distribution for the number of SNe while the right panel is the probability density distributions of $-5a_B$ for different SN samples.

weighted average is ~ 0.043 magnitude higher than that of DES-SN, which is qualitatively similar to the previous study [65] but with the ~ 0.04 magnitude offset estimated on $\Delta m_{\text{offset}} := \langle m_{\text{Pantheon+}} - m_{\text{DES5}} \rangle_{\text{Foundation}} - \langle m_{\text{Pantheon+}} - m_{\text{DES5}} \rangle_{\text{DES-SN}}$. Ref. [67] also observed a 0.042 magnitude difference in $\langle \mu_{\text{DES5}}^{\text{low-z}} - \mu_{\text{DES5}}^{\text{high-z}} \rangle$, after combined with a 0.019 magnitude difference in $\langle \mu_{\text{Pantheon+}}^{\text{low-z}} - \mu_{\text{Pantheon+}}^{\text{high-z}} \rangle$, leaving an offset in $\Delta \mu_{\text{offset}} := \langle \mu_{\text{Pantheon+}}^{\text{low-z}} - \mu_{\text{Pantheon+}}^{\text{high-z}} \rangle - \langle \mu_{\text{DES5}}^{\text{low-z}} - \mu_{\text{DES5}}^{\text{high-z}} \rangle = -0.023$. After considering the differences in selection functions and improvements to the intrinsic scatter model and mass step estimate for DES5 compilations, Ref. [67] largely reduces $\Delta \mu_{\text{offset}}$ down to -0.008 magnitude, which is

equivalent to a ~ 0.03 magnitude difference between low- z and high- z SNe of DES5. This difference is almost invisible in $\Delta \mu_{\text{offset}}$ but still apparent in $-5a_B$.

This ~ 0.043 magnitude discrepancy in the intercept $-5a_B$ within the DES5 sample appears to emerge suddenly around $z \sim 0.1$ where the Universe is still homogeneous, hence we can safely rule out the local-scale effects. Can this sudden unnatural transition originate from homogeneous-scale new physics? Firstly, the PantheonPlus SNe, containing a larger number of low- z well-calibrated SNe, does not detect any such a strange low- z transition. In addition, as revealed in the right panel of Fig. 3, the 1D probability density distribution (red dashed line) of low- z $-5a_B$ is non-Gaussian, un-

like the other two cases, suggesting the low- z SNe suffers from large scatters and does not follow a consistent and tighten magnitude-redshift relation. As a comparison, the PantheonPlus SNe contains even more subsamples (18 samples) but still converges to a Gaussian distribution around the weighted average, indicating the well-corrected SNe have followed an accordant magnitude-redshift relation just as the DES-SN does. Therefore, the strange transition and large scatter of low- z $-5a_B$ can only be attributed to systematics, e.g. sample fluctuations due to incorrect sample selection or inner inconsistency between SNe subsamples due to incorrect corrections. Regardless of the origin, the low- z SNe is unsuitable for cosmological analyses and the claim for dynamical DE is currently suspicious.

Systematics corrections.— The low- z SNe systematics call for better sample selections and calibrations, which goes well beyond our current study. Based on the a_B diagnosis, we propose a simple but rough correction procedure to the low- z sample, which is, however, sufficient for our purpose to re-examine the preference for dynamic DE. Specifically, the correction test includes three parts: (i) Smoothing the irregular fluctuations in the intercept $-5a_B$ for each redshift bin of low- z SNe to match the weighted average of all low- z SNe; (ii) Reducing the low- z m_B by 0.043 magnitude so that the weighted average $-5a_B$ of low- z SNe also matches the weighted average of DES-SN; (iii) Combining correction processes (i) and (ii) together to have a fully de-biased low- z SN sample.

We therefore add the MCMC constraints of corrected low- z and DESY5 into Tab. I and Fig. 2. We find the $\sim 2.2\sigma$ preference of CMB+original low- z decreases to $\sim 1.5\sigma$ after roughly debiasing the fluctuations in $-5a_B$, which also slightly regularizes the $H_0 - M_B$ contour (black unfilled contours) in the inset of the left panel of Fig. 2. In the right panel of Fig. 2, we also find that correcting for the fluctuations in $-5a_B$ alone can cause little deviation in the $w_0 - w_a$ contour, however, solely correcting for the low- z discrepancy in $-5a_B$ without debiasing the fluctuations first is already sufficient to reduce the preference for dynamical DE from $\sim 3.5\sigma$ to $\sim 1.6\sigma$, almost overlapping with the fully debiasing correction case. Therefore, it is the ~ 0.043 magnitude discrepancy between low- z and DES-SN that plays a leading role in driving the artificial preference for dynamical DE.

Intriguingly, the CMB+eBOSS BAO+PantheonPlus and CMB+DESI BAO+DES-SN (CMB+pure DES surveys) cases still admit the same $\sim 1.7\sigma$ preference for dynamical DE. Though not significant enough, it is still possible to allow for dynamical DE. To sufficiently check this possibility with available data, we leave out the low- z SNe and then combine the Planck CMB, DESI BAO, DES-SN, eBOSS BAO, and PantheonPlus to achieve the most tightened cosmological constraints on w_0w_a CDM up to date. Detailed parameter constraints are listed in Tab. I. We find a mild $\sim 2.3\sigma$ preference (still not sig-

nificant yet) for dynamical DE as also visualized in the right panel of Fig. 2. If we believe the systematics of these datasets are well controlled, then the constraining ability of currently available data is still insufficient to claim any strong evidence for dynamical DE.

Conclusion and discussions.— Recent cosmological analyses from the DESI collaboration have attracted wide interest but also raised significant challenges and hot debate to the standard Λ CDM. In this letter, we locate the challenge from a systematics-dominated mirage with step-by-step data comparisons. The multi-sample mixed low- z SNe in DESY5 suffering from large scatters fails to rebuild a consistent intercept of the magnitude-redshift relation and hence admits a ~ 0.043 magnitude discrepancy with respect to the DES-SN at higher redshifts, which drives the spurious dynamical behavior of DE. We roughly correct this discrepancy in the intercept for the low- z SN samples and find the corrected datasets favor dynamical DE only at $\sim 1.6\sigma$ level, not significant at all. Finally, we combine the rest of the high-quality datasets to achieve a most compact constraint on the w_0w_a CDM model. No strong evidence for dynamical DE is found. Therefore, the success of the standard Λ CDM has not been overturned.

Although we have identified the inclusion of low- z SNe samples is largely responsible for the immature claim of dynamical DE, the DESI measurements of various BAO distance scales alone indeed show some deviations from the Planck- Λ CDM model at higher redshift especially the luminous red galaxies (LRG) between $0.6 < z < 0.8$ (labeled as LRG2) [22], which have also been considered recently in Refs. [60, 61] as the possible drives for the preference of dynamical DE. In particular, if one contributes the ~ 0.043 magnitude discrepancy we found in the intercept $-5a_B = m_{B,i}^{\text{corr.}} - 5 \lg \hat{d}_L(z_i)$ solely to the $\hat{d}_L(z)$ model with a different $\omega_m \equiv \Omega_m h^2$, one would eventually arrive at a similar claim as Ref. [60]. Nevertheless, whether such a quintom-like DE should be replaced by modified gravity [76] is highly worth further pursuing [77].

We thank Tamara Davis, George Efstathiou, Bin Hu, Yipeng Jing, Cheng Zhao, and Gong-Bo Zhao for helpful discussions and useful comments. This work is supported by the National Key Research and Development Program of China Grants No. 2021YFA0718304, No. 2021YFC2203004, and No. 2020YFC2201501, the National Natural Science Foundation of China Grants No. 12422502, No. 12105344, No. 11821505, No. 12235019, No. 11991052, No. 12047503, No. 12073088, and No. 11947302, the Science Research Grants from the China Manned Space Project with No. CMS-CSST-2021-B01 (supported by China Manned Space Program through its Space Application System), and the Postdoctoral Fellowship Program of CPSF. We also acknowledge the use of the HPC Cluster of ITP-CAS.

-
- [1] Adam G. Riess, Alexei V. Filippenko, Peter Challis, Alejandro Clocchiatti, Alan Diercks, Peter M. Garnavich, Ron L. Gilliland, Craig J. Hogan, Saurabh Jha, Robert P. Kirshner, B. Leibundgut, M. M. Phillips, David Reiss, Brian P. Schmidt, Robert A. Schommer, R. Chris Smith, J. Spyromilio, Christopher Stubbs, Nicholas B. Suntzeff, and John Tonry, “Observational evidence from supernovae for an accelerating universe and a cosmological constant,” *The Astronomical Journal* **116**, 1009 (1998).
- [2] Daniel J. Eisenstein *et al.* (SDSS), “Detection of the Baryon Acoustic Peak in the Large-Scale Correlation Function of SDSS Luminous Red Galaxies,” *Astrophys. J.* **633**, 560–574 (2005), arXiv:astro-ph/0501171.
- [3] S. Raghunathan *et al.* (SPT, DES), “Detection of CMB-Cluster Lensing using Polarization Data from SPTpol,” *Phys. Rev. Lett.* **123**, 181301 (2019), arXiv:1907.08605 [astro-ph.CO].
- [4] N. Aghanim *et al.* (Planck), “Planck 2018 results. VI. Cosmological parameters,” *Astron. Astrophys.* **641**, A6 (2020), [Erratum: *Astron. Astrophys.* 652, C4 (2021)], arXiv:1807.06209 [astro-ph.CO].
- [5] Shadab Alam *et al.* (eBOSS), “Completed SDSS-IV extended Baryon Oscillation Spectroscopic Survey: Cosmological implications from two decades of spectroscopic surveys at the Apache Point Observatory,” *Phys. Rev. D* **103**, 083533 (2021), arXiv:2007.08991 [astro-ph.CO].
- [6] T. M. C. Abbott *et al.* (DES), “Dark Energy Survey Year 3 Results: Cosmological Constraints from Galaxy Clustering and Weak Lensing,” (2021), arXiv:2105.13549 [astro-ph.CO].
- [7] Mathew S. Madhavacheril *et al.* (ACT), “The Atacama Cosmology Telescope: DR6 Gravitational Lensing Map and Cosmological Parameters,” *Astrophys. J.* **962**, 113 (2024), arXiv:2304.05203 [astro-ph.CO].
- [8] C. L. Bennett, A. Banday, K. M. Gorski, G. Hinshaw, P. Jackson, P. Keegstra, A. Kogut, George F. Smoot, D. T. Wilkinson, and E. L. Wright, “Four year COBE DMR cosmic microwave background observations: Maps and basic results,” *Astrophys. J. Lett.* **464**, L1–L4 (1996), arXiv:astro-ph/9601067.
- [9] G. Hinshaw *et al.* (WMAP), “Nine-Year Wilkinson Microwave Anisotropy Probe (WMAP) Observations: Cosmological Parameter Results,” *Astrophys. J. Suppl.* **208**, 19 (2013), arXiv:1212.5226 [astro-ph.CO].
- [10] Leandros Perivolaropoulos and Foteini Skara, “Challenges for Λ CDM: An update,” *New Astron. Rev.* **95**, 101659 (2022), arXiv:2105.05208 [astro-ph.CO].
- [11] Jose Luis Bernal, Licia Verde, and Adam G. Riess, “The trouble with H_0 ,” *JCAP* **1610**, 019 (2016), arXiv:1607.05617 [astro-ph.CO].
- [12] L. Verde, T. Treu, and A. G. Riess, “Tensions between the Early and the Late Universe,” *Nature Astron.* **3**, 891 (2019), arXiv:1907.10625 [astro-ph.CO].
- [13] Lloyd Knox and Marius Millea, “Hubble constant hunter’s guide,” *Phys. Rev. D* **101**, 043533 (2020), arXiv:1908.03663 [astro-ph.CO].
- [14] Adam G. Riess, “The Expansion of the Universe is Faster than Expected,” *Nature Rev. Phys.* **2**, 10–12 (2019), arXiv:2001.03624 [astro-ph.CO].
- [15] Wendy L. Freedman, “Measurements of the Hubble Constant: Tensions in Perspective,” *Astrophys. J.* **919**, 16 (2021), arXiv:2106.15656 [astro-ph.CO].
- [16] Eleonora Di Valentino *et al.*, “Cosmology intertwined III: $f\sigma_8$ and S_8 ,” *Astropart. Phys.* **131**, 102604 (2021), arXiv:2008.11285 [astro-ph.CO].
- [17] Elcio Abdalla *et al.*, “Cosmology intertwined: A review of the particle physics, astrophysics, and cosmology associated with the cosmological tensions and anomalies,” *JHEAp* **34**, 49–211 (2022), arXiv:2203.06142 [astro-ph.CO].
- [18] Nhat-Minh Nguyen, Dragan Huterer, and Yuewei Wen, “Evidence for Suppression of Structure Growth in the Concordance Cosmological Model,” *Phys. Rev. Lett.* **131**, 111001 (2023), arXiv:2302.01331 [astro-ph.CO].
- [19] T. Abbott *et al.* (DES), “The Dark Energy Survey,” (2005), arXiv:astro-ph/0510346.
- [20] J. P. Bernstein *et al.*, “Supernova Simulations and Strategies For the Dark Energy Survey,” *Astrophys. J.* **753**, 152 (2012), arXiv:1111.1969 [astro-ph.CO].
- [21] T. Abbott *et al.* (DES), “The Dark Energy Survey: more than dark energy – an overview,” *Mon. Not. Roy. Astron. Soc.* **460**, 1270–1299 (2016), arXiv:1601.00329 [astro-ph.CO].
- [22] A. G. Adame *et al.* (DESI), “DESI 2024 VI: Cosmological Constraints from the Measurements of Baryon Acoustic Oscillations,” (2024), arXiv:2404.03002 [astro-ph.CO].
- [23] T. M. C. Abbott *et al.* (DES), “The Dark Energy Survey: Cosmology Results with ~ 1500 New High-redshift Type Ia Supernovae Using the Full 5 yr Data Set,” *Astrophys. J. Lett.* **973**, L14 (2024), arXiv:2401.02929 [astro-ph.CO].
- [24] M. Vincenzi *et al.* (DES), “The Dark Energy Survey Supernova Program: Cosmological Analysis and Systematic Uncertainties,” *Astrophys. J.* **975**, 86 (2024), arXiv:2401.02945 [astro-ph.CO].
- [25] A. G. Adame *et al.* (DESI), “DESI 2024 VII: Cosmological Constraints from the Full-Shape Modeling of Clustering Measurements,” (2024), arXiv:2411.12022 [astro-ph.CO].
- [26] Chan-Gyung Park, Javier de Cruz Pérez, and Bharat Ratra, “Using non-DESI data to confirm and strengthen the DESI 2024 spatially-flat w_0w_a CDM cosmological parameterization result,” (2024), arXiv:2405.00502 [astro-ph.CO].
- [27] Yuichiro Tada and Takahiro Terada, “Quintessential interpretation of the evolving dark energy in light of DESI observations,” *Phys. Rev. D* **109**, L121305 (2024), arXiv:2404.05722 [astro-ph.CO].
- [28] Kim V. Berghaus, Joshua A. Kable, and Vivian Miranda, “Quantifying Scalar Field Dynamics with DESI 2024 Y1 BAO measurements,” (2024), arXiv:2404.14341 [astro-ph.CO].
- [29] David Shlivko and Paul J. Steinhardt, “Assessing observational constraints on dark energy,” *Phys. Lett. B* **855**, 138826 (2024), arXiv:2405.03933 [astro-ph.CO].
- [30] Omar F. Ramadan, Jeremy Sakstein, and David Rubin, “DESI constraints on exponential quintessence,” *Phys. Rev. D* **110**, L041303 (2024), arXiv:2405.18747 [astro-ph.CO].
- [31] Sukannya Bhattacharya, Giulia Borghetto, Ameet Malhotra, Susha Parameswaran, Gianmassimo Tasinato, and Ivonne Zavala, “Cosmological constraints on curved quintessence,” *JCAP* **09**, 073 (2024), arXiv:2405.17396 [astro-ph.CO].
- [32] William Giarè, Miguel A. Sabogal, Rafael C. Nunes,

- and Eleonora Di Valentino, “Interacting Dark Energy after DESI Baryon Acoustic Oscillation measurements,” (2024), arXiv:2404.15232 [astro-ph.CO].
- [33] Itamar J. Allali, Alessio Notari, and Fabrizio Rompineve, “Dark Radiation with Baryon Acoustic Oscillations from DESI 2024 and the H_0 tension,” (2024), arXiv:2404.15220 [astro-ph.CO].
- [34] Kevin S. Croker, Gregory Tarlé, Steve P. Ahlen, Brian G. Cartwright, Duncan Farrah, Nicolas Fernandez, and Rogier A. Windhorst, “DESI dark energy time evolution is recovered by cosmologically coupled black holes,” JCAP **10**, 094 (2024), arXiv:2405.12282 [astro-ph.CO].
- [35] Yuhang Yang, Xin Ren, Qingqing Wang, Zhiyu Lu, Dongdong Zhang, Yi-Fu Cai, and Emmanuel N. Saridakis, “Quintom cosmology and modified gravity after DESI 2024,” Sci. Bull. **69**, 2698–2704 (2024), arXiv:2404.19437 [astro-ph.CO].
- [36] Celia Escamilla-Rivera and Rodrigo Sandoval-Orozco, “ $f(T)$ gravity after DESI Baryon acoustic oscillation and DES supernovae 2024 data,” JHEAp **42**, 217–221 (2024), arXiv:2405.00608 [astro-ph.CO].
- [37] Wen Yin, “Cosmic clues: DESI, dark energy, and the cosmological constant problem,” JHEP **05**, 327 (2024), arXiv:2404.06444 [hep-ph].
- [38] Gan Gu, Xiaoma Wang, Xiaoyong Mu, Shuo Yuan, and Gong-Bo Zhao, “Dynamical Dark Energy in Light of Cosmic Distance Measurements. I. A Demonstration Using Simulated Datasets,” Res. Astron. Astrophys. **24**, 065001 (2024), arXiv:2404.06303 [astro-ph.CO].
- [39] Xiaoma Wang, Gan Gu, Xiaoyong Mu, Shuo Yuan, and Gong-Bo Zhao, “Dynamical Dark Energy in Light of Cosmic Distance Measurements. II. A Study Using Current Observations,” Res. Astron. Astrophys. **24**, 065002 (2024), arXiv:2404.06310 [astro-ph.CO].
- [40] Marina Cortês and Andrew R. Liddle, “Interpreting DESI’s evidence for evolving dark energy,” (2024), arXiv:2404.08056 [astro-ph.CO].
- [41] Eoin Ó. Colgáin, Maria Giovanna Dainotti, Salvatore Capozziello, Saeed Pourojaghi, M. M. Sheikh-Jabbari, and Dejan Stojkovic, “Does DESI 2024 Confirm Λ CDM?” (2024), arXiv:2404.08633 [astro-ph.CO].
- [42] Youri Carloni, Orlando Luongo, and Marco Muccino, “Does dark energy really revive using DESI 2024 data?” (2024), arXiv:2404.12068 [astro-ph.CO].
- [43] K. Lodha et al. (DESI), “DESI 2024: Constraints on Physics-Focused Aspects of Dark Energy using DESI DR1 BAO Data,” (2024), arXiv:2405.13588 [astro-ph.CO].
- [44] R. Calderon et al. (DESI), “DESI 2024: reconstructing dark energy using crossing statistics with DESI DR1 BAO data,” JCAP **10**, 048 (2024), arXiv:2405.04216 [astro-ph.CO].
- [45] Orlando Luongo and Marco Muccino, “Model independent cosmographic constraints from DESI 2024,” (2024), 10.1051/0004-6361/202450512, arXiv:2404.07070 [astro-ph.CO].
- [46] Purba Mukherjee and Anjan Ananda Sen, “Model-independent cosmological inference post DESI DR1 BAO measurements,” (2024), arXiv:2405.19178 [astro-ph.CO].
- [47] Bikash R. Dinda, “A new diagnostic for the null test of dynamical dark energy in light of DESI 2024 and other BAO data,” JCAP **09**, 062 (2024), arXiv:2405.06618 [astro-ph.CO].
- [48] R. Camilleri et al. (DES), “The dark energy survey supernova program: investigating beyond- Λ CDM,” Mon. Not. Roy. Astron. Soc. **533**, 2615–2639 (2024), arXiv:2406.05048 [astro-ph.CO].
- [49] Tian-Nuo Li, Yun-He Li, Guo-Hong Du, Peng-Ju Wu, Lu Feng, Jing-Fei Zhang, and Xin Zhang, “Revisiting holographic dark energy after DESI 2024,” (2024), arXiv:2411.08639 [astro-ph.CO].
- [50] Qing Gao, Zhiqian Peng, Shengqing Gao, and Yungui Gong, “On the evidence of dynamical dark energy,” (2024), arXiv:2411.16046 [astro-ph.CO].
- [51] Ramy Fikri, Esraa ElKhateeb, El Sayed Lashin, and Waleed El Hanafy, “A preference for dynamical phantom dark energy using one-parameter model with Planck, DESI DR1 BAO and SN data,” (2024), arXiv:2411.19362 [astro-ph.CO].
- [52] Tian-Nuo Li, Guo-Hong Du, Yun-He Li, Peng-Ju Wu, Shang-Jie Jin, Jing-Fei Zhang, and Xin Zhang, “Probing the sign-changeable interaction between dark energy and dark matter with DESI baryon acoustic oscillations and DES supernovae data,” (2025), arXiv:2501.07361 [astro-ph.CO].
- [53] Adam G. Riess et al., “A Comprehensive Measurement of the Local Value of the Hubble Constant with 1 km/s/Mpc Uncertainty from the Hubble Space Telescope and the SH0ES Team,” Astrophys. J. Lett. **934**, L7 (2022), arXiv:2112.04510 [astro-ph.CO].
- [54] Dillon Brout et al., “The Pantheon+ Analysis: Cosmological Constraints,” Astrophys. J. **938**, 110 (2022), arXiv:2202.04077 [astro-ph.CO].
- [55] Dan Scolnic et al., “The Pantheon+ Analysis: The Full Data Set and Light-curve Release,” Astrophys. J. **938**, 113 (2022), arXiv:2112.03863 [astro-ph.CO].
- [56] Dillon Brout et al., “The Pantheon+ Analysis: SuperCal-fragilistic Cross Calibration, Retrained SALT2 Light-curve Model, and Calibration Systematic Uncertainty,” Astrophys. J. **938**, 111 (2022), arXiv:2112.03864 [astro-ph.CO].
- [57] Erik R. Peterson et al., “The Pantheon+ Analysis: Evaluating Peculiar Velocity Corrections in Cosmological Analyses with Nearby Type Ia Supernovae,” (2021), arXiv:2110.03487 [astro-ph.CO].
- [58] Anthony Carr, Tamara M. Davis, Dan Scolnic, Daniel Scolnic, Khaled Said, Dillon Brout, Erik R. Peterson, and Richard Kessler, “The Pantheon+ analysis: Improving the redshifts and peculiar velocities of Type Ia supernovae used in cosmological analyses,” Publ. Astron. Soc. Austral. **39**, e046 (2022), arXiv:2112.01471 [astro-ph.CO].
- [59] Brodie Popovic, Dillon Brout, Richard Kessler, and Daniel Scolnic, “The Pantheon+ Analysis: Forward Modeling the Dust and Intrinsic Color Distributions of Type Ia Supernovae, and Quantifying Their Impact on Cosmological Inferences,” Astrophys. J. **945**, 84 (2023), arXiv:2112.04456 [astro-ph.CO].
- [60] Guanlin Liu, Yu Wang, and Wen Zhao, “Impact of LRG1 and LRG2 in DESI 2024 BAO data on dark energy evolution,” (2024), arXiv:2407.04385 [astro-ph.CO].
- [61] Zhengyi Wang, Shijie Lin, Zhejie Ding, and Bin Hu, “The role of LRG1 and LRG2’s monopole in inferring the DESI 2024 BAO cosmology,” Mon. Not. Roy. Astron. Soc. **534**, 3869–3875 (2024), arXiv:2405.02168 [astro-ph.CO].

- [62] Zhiqi Huang et al., “MEET-U Project I: The key drivers of the preference for dynamic dark energy,” (2024), arXiv:2405.03983 [astro-ph.CO].
- [63] Suhail Dhawan, Brodie Popovic, and Ariel Goobar, “The axis of systematic bias in SN^Ia cosmology and implications for DESI 2024 results,” (2024), arXiv:2409.18668 [astro-ph.CO].
- [64] Shouvik Roy Choudhury and Tepei Okumura, “Updated cosmological constraints in extended parameter space with Planck PR4, DESI BAO, and SN: dynamical dark energy, neutrino masses, lensing anomaly, and the Hubble tension,” (2024), arXiv:2409.13022 [astro-ph.CO].
- [65] George Efstathiou, “Evolving Dark Energy or Supernovae Systematics?” (2024), arXiv:2408.07175 [astro-ph.CO].
- [66] Alessio Notari, Michele Redi, and Andrea Tesi, “BAO vs. SN evidence for evolving dark energy,” (2024), arXiv:2411.11685 [astro-ph.CO].
- [67] M. Vincenzi et al. (DES), “Comparing the DES-SN5YR and Pantheon+ SN cosmology analyses: Investigation based on “Evolving Dark Energy or Supernovae systematics?”,” (2025), arXiv:2501.06664 [astro-ph.CO].
- [68] Kevin Krisciunas et al., “The Carnegie Supernova Project I: Third Photometry Data Release of Low-Redshift Type Ia Supernovae and Other White Dwarf Explosions,” *Astron. J.* **154**, 211 (2017), arXiv:1709.05146 [astro-ph.IM].
- [69] Malcolm Hicken, Peter Challis, Saurabh Jha, Robert P. Kirsher, Tom Matheson, Maryam Modjaz, Armin Rest, and W. Michael Wood-Vasey, “CfA3: 185 Type Ia Supernova Light Curves from the CfA,” *Astrophys. J.* **700**, 331–357 (2009), arXiv:0901.4787 [astro-ph.CO].
- [70] Malcolm Hicken et al., “CfA4: Light Curves for 94 Type Ia Supernovae,” *Astrophys. J. Suppl.* **200**, 12 (2012), arXiv:1205.4493 [astro-ph.CO].
- [71] Ryan J. Foley et al., “The Foundation Supernova Survey: Motivation, Design, Implementation, and First Data Release,” *Mon. Not. Roy. Astron. Soc.* **475**, 193–219 (2018), arXiv:1711.02474 [astro-ph.HE].
- [72] Lu Huang, Shao-Jiang Wang, and Wang-Wei Yu, “No-go guide for the Hubble tension: Late-time or local-scale new physics,” *Sci. China Phys. Mech. Astron.* **68**, 220413 (2025), arXiv:2401.14170 [astro-ph.CO].
- [73] Lu Huang, Rong-Gen Cai, Shao-Jiang Wang, Jian-Qi Liu, and Yan-Hong Yao, “Narrowing down the Hubble tension to the first two rungs of distance ladders,” (2024), arXiv:2410.06053 [astro-ph.CO].
- [74] David Rubin et al., “Union Through UNITY: Cosmology with 2,000 SNe Using a Unified Bayesian Framework,” (2023), arXiv:2311.12098 [astro-ph.CO].
- [75] Benjamin Audren, Julien Lesgourgues, Karim Benabed, and Simon Prunet, “Conservative Constraints on Early Cosmology: an illustration of the Monte Python cosmological parameter inference code,” *JCAP* **1302**, 001 (2013), arXiv:1210.7183 [astro-ph.CO].
- [76] Gen Ye, Matteo Martinelli, Bin Hu, and Alessandra Silvestri, “Non-minimally coupled gravity as a physically viable fit to DESI 2024 BAO,” (2024), arXiv:2407.15832 [astro-ph.CO].
- [77] An inhomogeneous interacting DE-matter model [78] surviving the homogeneous late-time no-go theorems [72, 79, 80] can exhibit the thrashing DE behavior.
- [78] Rong-Gen Cai, Zong-Kuan Guo, Li Li, Shao-Jiang Wang, and Wang-Wei Yu, “Chameleon dark energy can resolve the Hubble tension,” *Phys. Rev. D* **103**, L121302 (2021), arXiv:2102.02020 [astro-ph.CO].
- [79] Rong-Gen Cai, Zong-Kuan Guo, Shao-Jiang Wang, Wang-Wei Yu, and Yong Zhou, “No-go guide for the Hubble tension: Late-time solutions,” *Phys. Rev. D* **105**, L021301 (2022), arXiv:2107.13286 [astro-ph.CO].
- [80] Rong-Gen Cai, Zong-Kuan Guo, Shao-Jiang Wang, Wang-Wei Yu, and Yong Zhou, “No-go guide for late-time solutions to the Hubble tension: Matter perturbations,” *Phys. Rev. D* **106**, 063519 (2022), arXiv:2202.12214 [astro-ph.CO].