
STRATEGIC LEARNING WITH LOCAL EXPLANATIONS AS FEEDBACK

A PREPRINT

Kiet Q. H. Vo^{1*}, Siu Lun Chau¹, Masahiro Kato², Yixin Wang³, Krikamol Muandet¹

¹CISPA Helmholtz Center for Information Security, Saarbrücken, Germany

²Mizuho-DL Financial Technology, Co., Ltd., Tokyo, Japan

³University of Michigan, Ann Arbor, MI, USA

February 7, 2025

ABSTRACT

We investigate algorithmic decision problems where agents can respond strategically to the decision maker’s (DM) models. The demand for clear and actionable explanations from DMs to (potentially strategic) agents continues to rise. While prior work often treats explanations as full model disclosures, explanations in practice might convey only partial information, which can lead to misinterpretations and harmful responses. When full disclosure of the predictive model is neither feasible nor desirable, a key open question is how DMs can use explanations to maximise their utility without compromising agent welfare. In this work, we explore well-known local and global explanation methods, and establish a necessary condition to prevent explanations from misleading agents into self-harming actions. Moreover, with conditional homogeneity, we establish that action recommendation (AR)-based explanations are sufficient for non-harmful responses, akin to the revelation principle in information design. To operationalise AR-based explanations, we propose a simple algorithm to jointly optimise the predictive model and AR policy to balance DM outcomes with agent welfare. Our empirical results demonstrate the benefits of this approach as a more refined strategy for safe and effective partial model disclosure in algorithmic decision-making.

Keywords Strategic Learning · Explainable ML

1 Introduction

Modern regulatory frameworks emphasise transparency in algorithmic decision making, mandating that decision makers (DMs) provide clear and understandable justifications for automated decisions [Selbst and Powles, 2017, Wachter et al., 2017a]. For example, the General Data Protection Regulation (GDPR) includes provisions commonly referred to as the *right to explanation*, which require DMs to inform agents (i.e., individuals affected by automated decisions) about the basis of these decisions in a comprehensible manner [Goodman and Flaxman, 2017]. These provisions aim to help agents understand and potentially contest the rationale behind algorithmic decisions. However, transparency can incentivise agents to manipulate their inputs to secure more favorable outcomes, triggering strategic adaptations by both agents and DMs [Hardt et al., 2016]. This dynamic has inspired extensive research into modeling strategic behavior and optimising decision making in such interactions [Miller et al., 2020]. Within this strategic learning domain, explainability is frequently interpreted as requiring full disclosure of the decision making model, including its structure and parameters [Shavit et al., 2020, Harris et al., 2022a, Vo et al., 2024]. This perspective assumes that full disclosure of the predictive model inherently satisfies the need for transparency, enabling agents to simulate and assess different scenarios using the disclosed information.

*Authors are also associated with the Saarland University, Saarbrücken, Germany.

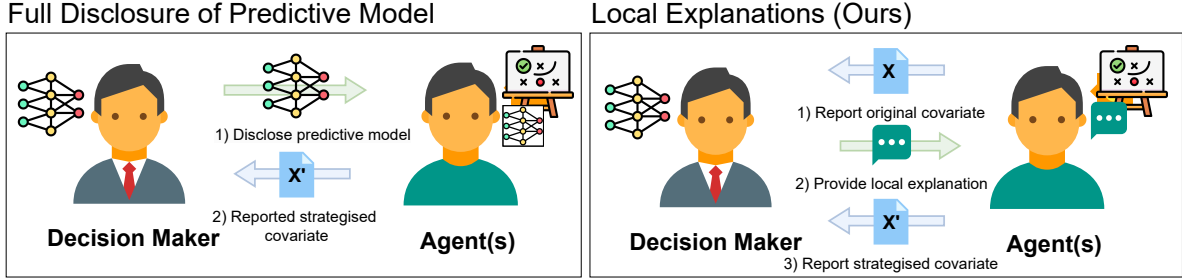


Figure 1: When fully disclosing a predictive model (left) is infeasible or undesirable, we consider strategic learning scenarios where only partial information is available, and study how this affects decision makers’ choice of explanations (right).

While such full disclosure satisfies transparency requirements, this may lead to DMs adopting overly simplistic models that prioritise interpretability at the expense of predictive performance. In complex models with billions of parameters, such transparency does not necessarily provide actual interpretability for agents and can instead overwhelm them with excessive information. This raises important questions about whether full disclosure truly aligns with the original intent of the right to explanation. Moreover, full disclosure may conflict with the interests of DMs, e.g., when dealing with sensitive intellectual property. For instance, in car insurance pricing, an insurance company that invests significant resources into developing a state-of-the-art pricing model could face substantial risks if full disclosure is mandated. Competitors could exploit the proprietary information without incurring the same development costs, ultimately undermining the company’s competitive edge.

In practice, explaining a DM’s predictive model does not necessitate full disclosure. A variety of explanation methods in machine learning focus on conveying partial information [Molnar, 2020, Christoph, 2020]. Although many explanation methods have been examined in the context of strategic agents [Tsirtsis and Gomez Rodriguez, 2020, Xie and Zhang, 2024, Cohen et al., 2024], it remains unclear which approach would best serve DMs. Furthermore, whether there exists an optimal class of explanation methods that can be universally applied across different predictive models is an open question. Finally, when explanations omit certain details of the underlying model, agents’ responses to this incomplete information may result in sub-optimal or even detrimental outcomes for them. This is because popular explanation methods are primarily designed to report certain model characteristics rather than guiding agents’ strategic responses [Lundberg, 2017, Tsirtsis and Gomez Rodriguez, 2020, Chau et al., 2022, 2023]. As a result, our work addresses the following question:

When full disclosure of the predictive model is neither feasible nor desirable, what kind of explanations should be communicated to ensure transparency while balancing the interests of all parties involved?

Our contributions can be summarised as follows:

- We demonstrate that, unlike agents with full access to the predictive model, those who rely solely on explanations may overestimate the benefits of their strategic actions. This can result in actions whose costs outweigh the anticipated gains, ultimately diminishing their overall utility.
- Under commonly assumed agents’ reaction models, we establish a necessary condition to ensure that the DM’s explanations do not mislead agents into taking actions that harm their utilities (Theorem 4.2 and corollary 4.3).
- Additionally, under a conditional homogeneity assumption, we establish the existence of a sufficient class of explanations that do not mislead agents (Theorem 4.6).
- To put the theory in practice, we provide a simple algorithm for the DM to jointly optimise for their predictive model and the AR-based explanation policy.

All proofs are provided in Appendix B.

2 Preliminaries

To set the scene, we adopt the car insurance pricing scenario considered in Shavit et al. [2020] as our running example. In this scenario, a car insurance company (the DM) receives each customer (agent)’s profile and predicts their future accident cost to determine their insurance premium. Legal transparency requirements mandate the company to provide the customers with explanations for their decisions. In response, customers may strategically adjust their profiles—such as purchasing a higher-tier car model or enrolling in a defensive driving course—to influence both their actual accident risk and the premiums assigned by the insurer.

We start with the standard setup in which the DM fully discloses their predictive model. We then extend this framework to a more practical setting where agents are provided with only local explanations—a scenario that better reflects current industry practices.

Notations. We denote random variables and their realisations with uppercase and lowercase letters, respectively. $\{1, \dots, T\}$ are denoted as $[T]$. We use \mathcal{X} and \mathcal{Z} to denote the respective spaces of agents’ covariates that are observed and unobserved to the DM. \mathcal{Y} denotes the outcome space of agents and \mathcal{G} denotes the hypothesis space of the DM. More details about their interactions are given in the setup below.

Strategic Learning. We consider the scenario in which a DM interacts with a set of T agents, indexed by $t \in [T]$. Agents interact with the DM separately and independently. Each agent t interacts with the DM exactly once, referred to as round t . The agent t is characterised by the covariates $(x_t^{(b)}, z_t) \in \mathcal{X} \times \mathcal{Z}$ drawn independently from the same distribution $P_{X^{(b)}, Z}$. Furthermore, the agent has an unrealised outcome $y_t^{(b)} := h(x_t^{(b)}, z_t)$, where $h : \mathcal{X} \times \mathcal{Z} \rightarrow \mathcal{Y}$ is a deterministic potential outcome function and $y_t^{(b)} \in \mathcal{Y} \subseteq \mathbb{R}$. In our running example, this setup corresponds to a customer with an observable feature vector $x_t^{(b)}$, an unobservable feature vector z_t , and a potential monetary cost $y_t^{(b)}$ that they would incur from future car accidents.

At each round t , the DM begins by publishing their predictive model $g : \mathcal{X} \rightarrow \mathcal{Y}$ that will be used to predict the outcome of this agent t . With this information, agent t strategically modifies their base covariate value from $x_t^{(b)}$ to x_t , and reports it to the DM. For instance, this corresponds to a customer’s strategic adaptation of the profile to obtain an insurance contract with a lower price, e.g., $g(x_t) \leq g(x_t^{(b)})$. Following prior work [Harris et al., 2022a, Vo et al., 2024], we assume the agent responds with $x_t := \arg \max_x u_t(g, x)$ where their utility function u_t is defined as

$$u_t(g, x) := -\left(g(x) + c_t(x_t^{(b)}, x)\right), \quad (1)$$

and their goal is to minimise the predictive value while keeping the cost of their action, $c_t(x_t^{(b)}, x)$, as low as possible. Similarly, we assume the DM does not have access to agents’ cost functions c_t and allow these cost functions to be heterogeneous. We define the cost function as follows:

Definition 2.1 (Cost function). A function $c_t : \mathcal{X} \times \mathcal{X} \rightarrow [0, \infty)$ is a cost function for agent t if it satisfies $c_t(x_t^{(b)}, x_t^{(b)}) = 0$ and $c_t(x_t^{(b)}, x) > 0, \forall x \neq x_t^{(b)}$.

After agent t reports x_t , they receive the final prediction $\hat{y}_t := g(x_t)$ from the DM and realises the outcome $y_t := h(x_t, z_t)$. The round concludes.

Since all agents have the same initial distribution $P_{X^{(b)}, Z}$ and interact with the DM through the same mechanism, we use $P_{X, Z}$ to denote the joint distribution that governs the pairs (x_t, z_t) of all agents and similarly, $P_{X, Y}$ for the case of (x_t, y_t) . Then, the DM’s objective is to minimise their expected predictive error:

$$\min_g \mathbb{E}_{P_{X, Y}} \left[\left(g(X_t) - Y_t \right)^2 \right] = \min_g \mathbb{E}_{P_{X, Z}} \left[\left(g(X_t) - h(X_t, Z_t) \right)^2 \right],$$

where $P_{X, Z}$ and $P_{X, Y}$ depends on the DM’s choice for g due to agents’ strategic behaviour. In the context of insurance pricing, this objective reflects the company’s effort to align insurance premiums with customers’ expected accident costs. Premiums that are too low may lead to financial losses, while setting them too high could drive potential customers to competitors, resulting in lost business opportunities.

3 Strategic Learning with Explanations

We formalise the strategic learning scenario in which DM provides model explanations to agents instead of directly disclosing the predictive model. In this setting, to enable the DM to offer explanations tailored to individual agents—commonly referred to as *local explanations* in the explainable machine learning community—we modify the interaction process so that each agent takes two sequential actions within a single round. Specifically, in each round t , the agent first submits their base covariate $x_t^{(b)}$, upon which the DM provides a preliminary decision $\hat{y}_t^{(b)}$ computed with $g(x_t^{(b)})$. Instead of disclosing the full predictive model g to the agent, the DM now provides an explanation detailing how the preliminary decision $\hat{y}_t^{(b)}$ was computed.

Definition 3.1 (Explanations). An explanation method is a tuple (\mathcal{E}, σ) where \mathcal{E} is the space of feasible explanations and $\sigma : \mathcal{X} \times \mathcal{G} \rightarrow \mathcal{E}$ is an explanation policy that picks an explanation $e \in \mathcal{E}$ for the agent with base covariate $x \in \mathcal{X}$ w.r.t. the predictive model $g \in \mathcal{G}$. It is said to be a *global* explanation if σ is a constant function w.r.t. the value x . Otherwise, σ is said to generate *local* explanations.

The explanation space \mathcal{E} is general and depends on the choice of the explanation method. For example, the DM could employ a global surrogate model, such as a linear model or decision tree, to approximate the predictive model g [Molnar, 2020]. In this case, all agents receive the same explanation $e_t = f_\bullet$ where $f_\bullet : \mathcal{X} \rightarrow \mathcal{Y}$ is a surrogate function belonging to the explanation space $\mathcal{E} \subseteq \mathcal{F} = \{f \mid f : \mathcal{X} \rightarrow \mathcal{Y}\}$. Alternatively, when the covariate $x_t^{(b)} \in \mathcal{X} \subseteq \mathbb{R}^d$ consists of d features, attribution-based methods such as SHAP [Lundberg, 2017] provide explanations $e_t = (e_{t1}, \dots, e_{td}) \in \mathcal{E} \subseteq \mathbb{R}^d$ in the form of importance scores for each features in $x_t^{(b)}$. Several other explanation methods fit within this framework, and we provide a more comprehensive discussion of them in Appendix A.1.

Upon receiving their tailored explanation e_t , agent t strategically modifies their covariate from $x_t^{(b)}$ to x_t . To formalise this procedure, since agents may respond differently to different types of explanations, we assume here a general form of agent’s reaction model with $x_t := \psi(x_t^{(b)}, e_t, z_t)$ where ψ is a deterministic and measurable function. Under this setting, the agents cannot query their true utility (Equation (1)) nor respond optimally without knowledge of g , unlike in the previous setting. Instead, their best response has to be based on the provided explanation e_t and their reaction model ψ .

After reporting x_t , the agent receives the final prediction \hat{y}_t and realises the outcome y_t , concluding the round. We consider the scenario in which the DM’s objective is to choose a predictive model g and explanation method, characterised by (\mathcal{E}, σ) , that jointly minimise the predictive error, under the agents’ strategic behaviour, as follows:

$$\min_{g, (\mathcal{E}, \sigma)} \mathbb{E}_{P_{X,Z}} \left[\left(g(X_t) - h(X_t, Z_t) \right)^2 \right], \quad (2)$$

where the DM’s choice of both models affect the distribution of agents’ strategic responses X_t .²

3.1 Optimality of Local Explanations

We demonstrate that local explanations, by enabling the DM to incentivise individual agents, can achieve more favorable outcomes compared to global explanations, which provide the same, non-personalised information to all agents.

Proposition 3.2. Suppose that the DM’s objective follows Equation (2) and denote $l(x_t^{(b)}, e_t, z_t) = (g(x_t) - y_t)^2$. For a given predictive model g and an explanation space \mathcal{E} ,

$$\mathbb{E}_{X_t^{(b)}} \left[\min_{e_t \in \mathcal{E}} \mathbb{E}_{Z_t} \left[l(X_t^{(b)}, e_t, Z_t) \mid X_t^{(b)} \right] \right] \leq \min_{e \in \mathcal{E}} \mathbb{E}_{X_t^{(b)}, Z_t} \left[l(X_t^{(b)}, e, Z_t) \right].$$

This proposition implies that, for a given choice of g and \mathcal{E} , the minimal predictive loss had we release local explanations is at least as small as had we released global explanations. This is because local explanations

²For brevity, we omit the explicit connection between X_t and its optimisation arguments from the objective function, though a full expansion is provided in Appendix B.1.

provide the DM with more fine-grained control over, and better anticipation of, agents' responses. This result holds regardless of the choice of DM's objective function, such as classification loss considered in Cohen et al. [2024], agents' improvement in Vo et al. [2024], or social welfare in Xie and Zhang [2024].

However, since the DM can strategically design explanations to serve their own interests, it becomes crucial to ensure that agents are not misled into making decisions that ultimately harm their own utilities. In the next section, we explore strategies to prevent explanations from leading agents to unfavorable actions.

4 Agents' Reactions under Local Explanations

Since the agent does not have access to the actual predictive model g , their best response x_t , which is influenced by the explanation e_t , might be suboptimal and can even lead to a reduction in their utility (in Equation (1)). We formally define such a property of an agent's responses below.

Definition 4.1 (Non-harmful responses). Let $\nu_t = \left\{x \in \mathcal{X} : u_t(g, x) \geq u_t(g, x_t^{(b)})\right\}$. If an agent's response x_\bullet belongs to this set, we call it a non-harmful response.

To better understand the extent to which explanation methods might induce harmful responses from agents and to develop preventive measures, we examine several common types of explanation methods in this section. This analysis uncovers patterns and provides a foundation for identifying and characterising classes of explanation methods that ensure only non-harmful responses from strategic agents.

4.1 Feature Attributions

Feature-attribution methods, such as LIME [Ribeiro et al., 2016] and SHAP [Lundberg, 2017], assign importance scores to input features in an attempt to explain each feature's contribution to a specific prediction. While SHAP has been applied in sequential decision-making settings [Rodemann et al., 2024, Adachi et al., 2024], these applications typically do not account for agents' strategic responses. However, as highlighted by Wachter et al. [2017b] and Molnar [2020], feature-attribution methods do not offer direct guidance on how features should be adjusted to achieve a desired prediction outcome. To illustrate this limitation further, we present a toy example in Appendix A.2.

4.2 Local Surrogate Models

When the agent only has access to the surrogate function f_t as an approximation to the actual predictive model g , it is commonly assumed that the agent will optimise their action based on the corresponding surrogate utility function [Jagadeesan et al., 2021, Bechavod et al., 2022, Xie and Zhang, 2024]:

$$u_t(f_t, x) = -\left(f_t(x) + c_t(x_t^{(b)}, x)\right).$$

Hence, the agent's best response becomes

$$x_t := \arg \min_x \left(f_t(x) + c_t(x_t^{(b)}, x)\right).$$

Since the surrogate utility function differs from the true utility function defined in Equation (1), the agent's best response x_t might lead to a reduction in their true utility. To mitigate such risks, we establish the following necessary condition to safeguard against such situations.

Theorem 4.2 (Necessary condition). *Given an agent t with the base covariate $x_t^{(b)}$ who best responds against the surrogate utility function $u_t(f_t, \cdot)$. If it holds, for every possible cost function c_t (Definition 2.1), that the resulting best response x_t belongs to the non-harmful set ν_t (Definition 4.1), i.e., $u_t(g, x_t) \geq u_t(g, x_t^{(b)})$, then the following also holds:*

$$f_t(x_t^{(b)}) - f_t(x) \leq g(x_t^{(b)}) - g(x) \quad \forall x \in \mathcal{X}_t^{g^-}, \quad (3)$$

where $\mathcal{X}_t^{g^-} := \{x : g(x) < g(x_t^{(b)})\}$ is the set of potential responses with lower prediction scores for the agent.

This theorem implies that if the DM provides a surrogate function f_t as an explanation to an agent t , but the condition in Equation (3) is violated, then there exists a cost function c_t under which the agent is misled into

taking a response x_t whose cost outweighs the gain, ultimately resulting in a reduction in their true utility. Consequently, Equation (3) is a necessary condition that safeguard against such situations and if it holds for all $x \in \mathcal{X}$ instead of $\mathcal{X}_t^{g^-}$, it becomes a sufficient condition. A toy example in Appendix A.3 is provided to illustrate a scenario where an agent is misled into taking an overly costly action.

In short, when an agent receives a surrogate function as an explanation, the DM must *at least* ensure that this surrogate function does not exaggerate the gain this agent would obtain, as outlined in Equation (3), in order to avoid misleading them into taking harmful actions.

Theorem 4.2 also applies to more general agents' reaction models where agents interpret explanations as some surrogate functions such as in feature-additive methods [Lu et al., 2024] or where agents have some beliefs about the unknown function g [Cohen et al., 2024].

Corollary 4.3 (Necessary condition). *For any agent with a tuple $(x_t^{(b)}, c_t, z_t)$, suppose that*

- (1) $\theta_t \in \Theta \subset \mathbb{R}^d$ is a random variable distributed according to the agent's prior $p(\theta_t)$ over the unknown parameter θ_0 of the true predictive model g_{θ_0} ,
- (2) $p(\theta_t|e_t) \propto p(e_t|\theta_t)p(\theta_t)$ is the posterior belief of this agent upon receiving the explanation e_t ,
- (3) f_t represents the agent's updated belief about g_{θ_0} defined as $f_t(x) := \mathbb{E}_{\theta_t}[g_{\theta_t}(x) | e_t], \forall x \in \mathcal{X}$.

Then, the result in Theorem 4.2 extends to this setting.

4.3 Action Recommendation-based Explanations

Next, we consider the scenario in which the explanation provided to agent t takes the form $e_t = (x_t^{(r)}, \hat{y}_t^{(r)})$, where $x_t^{(r)}$ is a recommended covariate update suggested by the DM, and $\hat{y}_t^{(r)}$ is the corresponding predicted outcome if the agent follows this recommendation. We refer to this type of explanations as *action recommendation (AR)-based explanations*. There are various ways to design the explanation policy $\sigma : \mathcal{X} \times \mathcal{G} \rightarrow \mathcal{X} \times \mathcal{Y}$ in practice, one of which is to have σ recommend a minimal change in an agent's features that allows this agent to obtain the desired prediction value. The explanations generated by such a σ is commonly referred to as counterfactual explanations in the explainable ML literature [Molnar, 2020]. From here onwards, we use the term AR-based explanation to refer to any explanation of the general form $e_t = (x_t^{(r)}, \hat{y}_t^{(r)})$, and when it is clear from the context that e_t is generated by a specific σ used in the counterfactual explanations literature (e.g., Wachter et al. 2017b), then we call it a counterfactual explanation. This allows us to provide an analysis for this class of explanations without restricting ourselves to any specific assumption on the behaviour of σ . It also emphasises the fact that the explanation $e_t = (x_t^{(r)}, \hat{y}_t^{(r)})$ provided to the strategic agent t is a guidance, rather than a counterfactual scenario.

Following Tsirtsis and Gomez Rodriguez [2020], we assume the agent's best response $x_t = \psi(x_t^{(b)}, e_t, z_t)$ is as follows:

$$x_t := \begin{cases} x_t^{(r)} & \text{if } u_t(g, x_t^{(r)}) \geq u_t(g, x_t^{(b)}) \\ x_t^{(b)} & \text{otherwise,} \end{cases} \quad (4)$$

where the agent will update their covariate into the recommended value $x_t^{(r)}$ if the corresponding utility value is at least as good as that of the base value $x_t^{(b)}$. The reason an agent might break ties in favour of the recommended action is because in many application domains, obtaining a more favourable prediction \hat{y} is likely to result in better long-term well-being for them, such as an improvement in one's financial status or in our insurance-pricing example, lowering one's risk of getting into car accidents.

Since the agent has access to both $\hat{y}_t^{(b)}, \hat{y}_t^{(r)}$, and their own cost function c_t , they can evaluate the two utility values, $u(g, x_t^{(r)})$ and $u(g, x_t^{(b)})$. Under this scenario, the agent's best response can never harm their true utility.

Remark 4.4. For an agent t , any AR-based explanation policy $\sigma : (x_t^{(b)}, g) \mapsto (x_t^{(r)}, \hat{y}_t^{(r)})$ will induce a best response x_\bullet that belongs to the set of this agent's non-harmful actions \mathcal{V}_t . The response x_\bullet does not have to coincide with $x_t^{(r)}$.

In the following, we study the sufficiency property of AR-based explanations. To facilitate the analysis, the following assumption is introduced.

Assumption 4.5 (Conditional homogeneity of agents' responses). Given an arbitrary explanation method characterised by (\mathcal{E}, σ) , for any subset of T' agents who share the same base covariate and receive the same explanation, i.e., $(x_t^{(b)}, e_t) = (x^{(b)}, e)$ for all $t \in [T']$, their responses must be identical: $x_t = x_\bullet$ for all $t \in [T']$ and for some $x_\bullet \in \mathcal{X}$.

Assumption 4.5 may seem too strong at first glance, but it is not unusual and is typically implied in prior works of information design [Bergemann and Morris, 2019] and when Bayesian persuasion is applied in strategic learning [Harris et al., 2022b]. In these works, a decision maker (or equivalently, information designer) is expected to know how agents will react so that their action recommendation policy can induce obedience. In contrast, our Assumption 4.5 is a weaker condition. Instead of requiring the DM to have full knowledge of the agents' reaction model, it assumes that the DM possess "just enough" information—captured by $x_t^{(b)}$ —such that when conditioning on such information, the unobserved parts of agents that influencing their responses are homogeneous. This means that while agents may respond in diverse ways when considered across the entire population, their responses become *conditionally* homogeneous given the available information.

In reality, this assumption can be enforced by letting the DM query more information about agents when generating explanations, even though such information might not be used for generating predictions. For instance, for an insurance company to propose a recommended action to a customer, they might ask the customer about what actions are feasible or not feasible, and how much they are willing to invest into modifying their features.

Theorem 4.6 (Sufficiency of AR-based explanations). *For a subset of T' agents with the same base covariate $x_t^{(b)} = x^{(b)}, \forall t \in [T']$, let v_t be the set of non-harmful responses of agent t (Definition 4.1) and assume that these agents' reaction model follows Equation (4). If the agents' responses are conditionally homogeneous (Assumption 4.5), all T' agents have the same set of non-harmful responses, i.e., $v_t = v, \forall t \in [T']$.*

Moreover, for any explanation e generated by an arbitrary local explanation method (\mathcal{E}, σ) , i.e., $\sigma : (x^{(b)}, g) \mapsto e$, such that e induces a best response where $x_\bullet = \psi(x^{(b)}, e, z) \in v$, there exists an AR-based explanation method (\mathcal{E}', σ') such that $\sigma' : (x_t^{(b)}, g) \mapsto (x_t^{(r)}, \hat{y}_t^{(r)})$ induces the same best response x_\bullet .

This theorem implies that when evaluating the impact of a DM's predictive model, it suffices to focus solely on AR-based explanations. If an optimal explanation method is to be identified, searching within the AR-based explanation class is sufficient. Consequently, if the no-harm constraint is imposed on any other class of explanations, e.g., LIME, then the optimal explanation policy in this class cannot do better than the optimal AR-based explanation policy, regardless of the DM's objective function.

Our result is similar in spirit to the revelation principle in information design; see, e.g., Proposition 1 of Bergemann and Morris [2019], which says that the class of Bayes correlated equilibria (BCE)³ suffices to rationalise any outcome in an incomplete information game, i.e., where players have only partial information. However, a key distinction is that BCE is a stronger notion than our setup of AR-based explanations because BCE can be viewed as an AR-based explanation policy that satisfies the obedience-inducing constraint. In addition, while the class of BCE is sufficient to rationalise any agents' behaviour, the class of AR-based explanations (in our strategic learning setup) is sufficient to rationalise any *non-harmful* agents' behaviour.

5 Algorithm with AR-based Explanations

As demonstrated in Section 4.3, AR-based explanations are desirable because they prevent agents from being misled into taking harmful actions. Furthermore, under a mild assumption of conditional homogeneity, these explanations are sufficient to induce any agents' non-harmful responses. In this section, we present an algorithm that enables the DM to operationalise AR-based explanations, allowing them to maximise utility by minimising prediction error.

³This result of Bergemann and Morris [2019] generalises the idea of *straightforward signal* from Bayesian persuasion [Kamenica and Gentzkow, 2011] to the multi-agent environment, such signal is also called Bayesian incentive-compatible [Harris et al., 2022b].

Specifically, given the space of AR-based explanations $\mathcal{E} = \mathcal{X} \times \mathcal{Y}$, the DM aims to find the optimal predictive model g and the explanation policy σ that jointly minimise the predictive loss in Equation (2), which is now rewritten as

$$\min_{g, \sigma^r} \mathbb{E}_{P_{X,Z}} \left[\left(g(X_t) - h(X_t, Z_t) \right)^2 \right], \quad (5)$$

where $\sigma^r : x_t^{(b)} \mapsto x_t^{(r)}$ denotes the mapping that generates the recommended action $x_t^{(r)}$. In particular, the AR-based explanation policy $\sigma : (x_t^{(b)}, g) \mapsto (x_t^{(r)}, g(x_t^{(r)}))$ is decomposed into two independent components: g and σ^r . Consequently, Equation (5) follows and it is possible to jointly optimise both g and σ^r .

Repeated risk minimization (RRM). In practice, because the DM does not have access to the outcome function h and the unobserved variable z_t , an efficient way to solve Equation (5) is through the repeated risk minimisation (RRM) procedure [Perdomo et al., 2020]. While training g using RRM is straightforward, the same does not apply to σ^r , as this requires the DM to simulate how the loss function changes whenever σ^r is updated. This simulation is only possible if the DM can anticipate how agents will respond to changes in σ^r . The idea of learning a response function of heterogeneous agents has been considered in prior work [Xie and Zhang, 2024], although for the case of local surrogate models as explanations. Here, we propose a similar approach tailored to AR-based explanations. Specifically, the DM can interact with agents through randomised recommended actions to learn a binary classifier $\xi : (x_t^{(b)}, x_t^{(r)}, \Delta g_t^{(r)}) \mapsto \hat{w}_t$ that predicts their compliance behaviour w_t . Compliance is defined as $w_t = 1$ when the agent follows the recommendation, i.e., $x_t = x_t^{(r)}$, and $w_t = 0$ otherwise. The term $\Delta g_t^{(r)} := g(x_t^{(b)}) - g(x_t^{(r)})$ denotes the gain in prediction value for the agent t , serves as a useful feature for this classifier, as we utilise the assumed agents' behaviour defined in Equation (4) and Equation (1).

To generate necessary data to learn the classifier ξ , the DM can employ a sampler π to generate randomised recommended actions as follows: $X_t^{(r)} \mid x_t^{(b)} \sim \pi(X_t^{(r)}, x_t^{(b)})$. Once ξ is learned, the DM can simulate an agent's response as $\hat{x}_t := \hat{w}_t x_t^{(r)} + (1 - \hat{w}_t) x_t^{(b)}$.

Putting everything together, in the finite-sample case, the empirical objective for the DM in the i -th iteration of the RRM procedure is then

$$(g_i, \sigma_i^r) = \arg \min_{g, \sigma^r} \frac{1}{T_i} \sum_{t \in [T_i]} (g(\hat{x}_t) - y_t)^2,$$

where \hat{x}_t refers to the simulated agent's response based on the recommended action $x_t^{(r)} := \sigma_i^r(x_t^{(b)})$ and the inferred reaction model ξ . In contrast, $\{y_t\}_{t \in [T_i]}$ are the outcomes of T_i agents collected from when the previous models $(g_{i-1}, \sigma_{i-1}^r)$ are deployed, as usually done in the RRM procedure [Perdomo et al., 2020]. We provide more details in Algorithm 1.

6 Experiments

6.1 Operationalising AR-based Explanations

In this experiment, we apply Algorithm 1 to jointly train the predictive model g and the (local) AR-based explanation policy σ to minimise the DM's prediction error in Equation (5). To demonstrate the effectiveness of our proposed procedure, we compare its performance against two other procedures. In one of which we use RRM to jointly train the predictive model g and a global AR-based explanation policy while in the other case, we also run RRM to train the predictive model g but counterfactual explanations are used as the recommended actions.

To avoid confusion, we use g_{loc} and σ_{loc}^r to denote the trained models resulted from our procedure, whereas g_{glo} and $x_{\text{glo}}^{(r)}$ are used to denote the trained predictive model and the optimal global AR-based explanation resulted from one of the two said baselines. Finally, for the other baseline, we use g_{ce} to denote the trained predictive model and σ_{ce} to denote the policy that generates counterfactual explanations.

Experimental setup. We construct a synthetic dataset with agents of 3-dimensional (observable) feature vectors $x_t^{(b)} \in \mathbb{R}^3$ and scalar (unobservable) features $z_t \in \mathbb{R}$. Each agent t has the cost function $c_t(x_t^{(b)}, x) =$

Algorithm 1 Learning g and σ .**Require:** Dataset $D_1 = \{x_t, y_t\}_{t \in [T]}$ and the sampler π .**Parameters:** T, T' , and $\{T_1, \dots, T_m\}$.1: Pre-train g and σ^r on $D_1 = \{x_t, y_t\}_{t \in [T]}$ with the objectives:

$$g_0 = \arg \min_g \sum_t (g(x_t) - y_t)^2,$$

$$\sigma_0^r = \arg \min_{\sigma^r} \sum_t (\sigma^r(x_t) - x_t)^2.$$

2: Interact with agents over T' rounds, with g_0 and a sampler π to collect the dataset $D_2 = \{x_t^{(b)}, x_t^{(r)}, \Delta g_t^{(r)}, w_t\}_{t \in [T']}$, then train ξ :

$$\min_{\xi} \sum_{t \in [T]} (-w_t \log(\hat{w}_t) - (1 - w_t) \log(1 - \hat{w}_t)).$$

3: **for** $i \in \{1, \dots, m\}$ **do**4: Interact with agents over T_i rounds with g_{i-1} and σ_{i-1}^r to collect the dataset $D_{3,i} = \{x_t^{(b)}, y_t\}_{t \in [T_i]}$ 5: Update (g_i, σ_i^r) by solving

$$(g_i, \sigma_i^r) = \min_{g, \sigma^r} \sum_{t \in [T_i]} (g(\hat{x}_t) - y_t)^2. \quad (6)$$

6: **end for**7: Set $(g, \sigma^r) := (g_m, \sigma_m^r)$.

Table 1: Our approach achieves the lowest test error, without sacrificing persuasive power. The compliance rates show the portions of agents that follow the DM’s recommended actions.

	$g_{\text{loc}} \ \& \ \sigma_{\text{loc}}^r$	$g_{\text{glo}} \ \& \ x^r$	$g_{\text{ce}} \ \& \ \sigma_{\text{ce}}^r$
strategic nMSE	2e-4	123e-4	241e-4
compliance rate	1.0	0.3	1.0

$|\alpha_t| \|x_t^{(b)} - x\|_2^2$, where α_t is correlated with $x_t^{(b)}$ and z_t . All DM’s models such as $g, \sigma^{(r)}, \xi$ are constructed with 3-layer ReLU networks. For any given predictive model g , we use a fixed counterfactual explanations policy σ_{ce} where an explanation e_t is generated as $(x_t^{(r)}, \hat{y}_t^{(r)}) := \sigma_{\text{ce}}(x_t^{(b)}, g)$. Specifically,

$$x_t^{(r)} := \arg \min_x (g(x) + \|x - x_t^{(b)}\|_2^2),$$

$$\hat{y}_t^{(r)} := g(x_t^{(r)}).$$

See Appendix C for the additional details.

Following Algorithm 1, the DM first pre-trains a predictive model g_0 and a local AR policy σ_0^r with an offline dataset $D_1 = \{x_t, y_t\}_{t \in [T]}$. Using the sampler π , the DM then interacts with T' agents to collect the dataset D_2 .

The sampler π generates random recommended actions $x_t^{(r)}$ around the neighbourhood of either $x_t^{(b)}$ or $x_t^{(r)}$, which is generated either by σ_0^r or σ_{ce} . Then, ξ is trained on D_2 .

In the RRM procedure, if the predictive model g_0 is jointly trained with σ_0^r , this results in the final model g_{loc} and σ_{loc}^r at the end. If g_0 is jointly trained with a global recommended action $x^{(r)}$, then we obtain g_{glo} and $x_{\text{glo}}^{(r)}$. This can be done by treating $x^{(r)}$ as a trainable parameter vector and Equation (6) can be replaced with

$$(g_i, x_i^{(r)}) = \min_{g, x^r} \sum_{t \in [T_i]} (g(\hat{x}_t) - y_t)^2.$$

Finally, if g_0 is trained with a fixed policy σ_{ce} , we obtain g_{ce} .

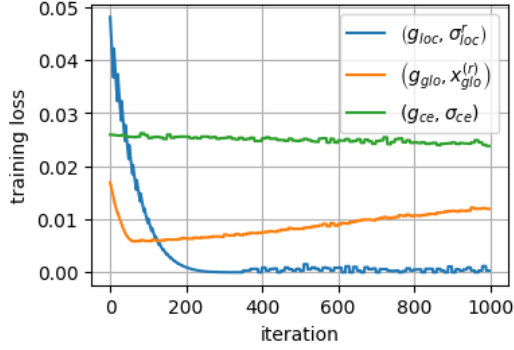


Figure 2: Our approach has the lowest training-loss curve (nMSE) out of the three pairs of predictive model and explanation policy. Each of g_{loc} and g_{glo} is jointly trained with their respective explanation policy, i.e., either σ_{loc}^r or $x_{glo}^{(r)}$, whereas g_{ce} is trained with a fixed counterfactual explanation policy σ_{ce} .

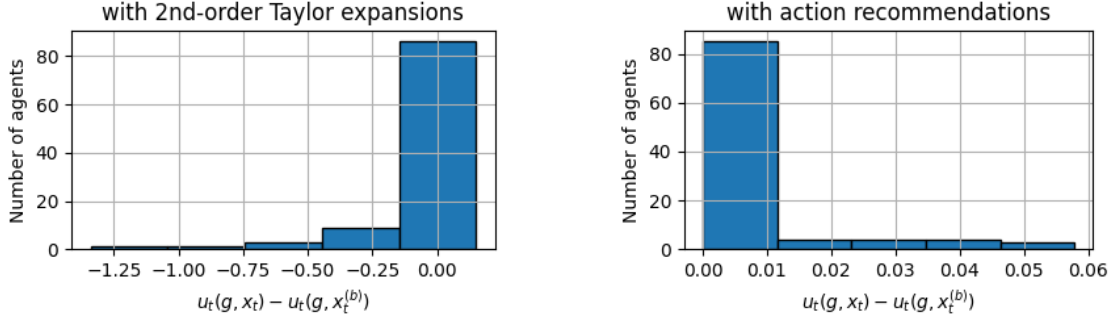


Figure 3: 2nd-order Taylor expansions as explanations mislead agents into reducing their utilities while AR-based explanations do not. The histograms show changes in agents' utilities after performing best responses.

We then compare the prediction errors between the three approaches on a hold-out test set of strategic agents. For ease of presentation, we scale the mean-squared errors by dividing them with the constant $nc = \frac{1}{T} \sum_{t \in [T]} y_t^{(b)}$ that is independent of the DM's choice of models. We refer to the scaled errors as normalised mean-squared errors (nMSE). If the loss is computed on offline data, i.e., without agents' strategic responses, we simply refer to it as nMSE, otherwise, strategic nMSE.

Results. Figure 2 shows the training loss (nMSE) with RRM and Table 1 shows the result on the test set. Although three approaches optimise the predictive model g while taking into account agents' strategic behaviour, our result confirms that jointly optimising both the predictive model g and the explanation policy σ gives the DM a more favourable outcome than simply employing a fixed explanation scheme (i.e., counterfactual explanations). In addition, not only our approach has the lowest prediction error, when facing strategic agents, we also achieve perfect compliance from agents. This high compliance rate shows that although *persuasion* is not the focus of our approach, we can still achieve it as the optimised AR policy favours recommendations that could help agents achieve self-improvement.

6.2 On the No-Harm Guarantee of Explanations

Experimental setup. We use a quartic function as the predictive model of the DM where $g(x) = x^4 - x^2 + 1$ and use 2nd-order Taylor expansions as explanations. We choose this baseline because it has a clear reaction model [Xie and Zhang, 2024], unlike other explanation methods, and because agents' best responses can be computed exactly, allowing for precise experiment result. To illustrate that Taylor expansions as explanations do not guarantee no-harm, we generate a simple dataset of 100 agents with scalar features $x_t^{(b)} \in \mathbb{R}$ and

cost factors $\alpha_t \in \mathbb{R}$. The cost function for agent t is the same as that of the previous experiment, i.e., $c_t(x_t^{(b)}, x) = |\alpha_t| \|x_t^{(b)} - x\|_2^2$. We compare the result of Taylor expansions against AR-based explanations, which we generate randomly, for the sake of simplicity.

Results. Figure 3 shows the histograms of the change in agents’ utility values before and after performing best responses. With 2nd-order Taylor expansions as explanations, 49% of agents have reduced utility values after best responding. That is, even though Taylor expansions can approximate local structures of the true predictive model, they may exaggerate the agents’ gains and thus mislead them into taking costly actions. On the other hand, with AR-based explanations, agents cannot be mislead, even if the recommended actions are generated randomly.

7 Related Work

In this section, we overview related work and provide further details in Appendix D.

Strategic learning. Several studies have examined the effects of sharing partial information about predictive models with agents and analysed how agents make decisions based on this information [Jagadeesan et al., 2021, Ghalme et al., 2021, Bechavod et al., 2022, Harris et al., 2022b, Haghtalab et al., 2024, Xie and Zhang, 2024, Cohen et al., 2024]. In particular, the works of Harris et al. [2022b] and Cohen et al. [2024] are closest to ours. As discussed throughout Section 4.3, Harris et al. [2022b] focuses on the obedience-inducing property (also known as the Bayesian incentive compatibility) of a subclass of action recommendations, whereas we focus on the no-harm property of action recommendations. Unlike action recommendations, Cohen et al. [2024] instead releases a subset of the hypothesis class to all agents, aligning with global explanations in our framework (Section 3). However, interpreting a set of models—such as neural networks—can be difficult for agents. In contrast, the AR-based explanations are not only more interpretable but also provide guidance that cannot mislead agents.

Counterfactual explanations and algorithmic recourse. Tsirtsis and Gomez Rodriguez [2020], Karimi et al. [2022] explore counterfactual explanations and algorithmic recourse, for strategic agents. Although algorithmic recourse focuses on recommending actions to achieve better outcomes, its actual implementation often requires strong causal assumptions. These assumptions can render it impractical in more general settings where such causal knowledge is not justified. In contrast, our work adopts a weaker notion of desirability centred on agents’ welfare—ensuring non-harmful responses—and examines a broader range of explanation types beyond counterfactuals. In particular, Tsirtsis and Gomez Rodriguez [2020] focuses on designing an efficient counterfactual explanation algorithm that balances the DM’s utility while preventing model leakage. This approach can be interpreted as optimally reducing the explanation space within our framework. In contrast, we present a formal analysis across a range of explanation types and demonstrate the sufficiency of AR-based explanations.

Information design. The extensive literature on information design, as surveyed by Bergemann and Morris [2019], studies how to design information disclosure policies in a game of two parties. While our results are inspired by these works, e.g., Theorem 4.6, the goals differ significantly. As discussed in Section 4.3, information design aims at *persuading* agents with a general response model and does not necessarily ensure the no-harm property (Definition 4.1). In contrast, we study explanation methods that prioritise the no-harm property, ensuring agents’ welfare is not compromised. By incorporating specific agent models in strategic settings, we establish the sufficiency of AR-based explanations without requiring the DM to account for agents’ heterogeneous reaction models.

8 Conclusion

To summarise, we address the challenge of providing actionable and safe explanations in strategic learning scenarios where DMs must balance transparency with utility optimisation. We formalise the class of action recommendation (AR)-based explanations, which ensure that agents act without incurring detrimental outcomes. By introducing the no-harm property and assuming a sub-homogeneity condition, we demonstrate that AR-based explanations enable DMs to achieve optimal outcomes while safeguarding agent welfare. Consequently, our work clarifies the distinctions of different explanation methods, through the lens of

strategic learning. Last but not least, we propose a framework to jointly optimise predictive models and explanation policies, aligning the DM’s objectives with agents’ best responses.

Our findings rest on commonly adopted assumptions about agents’ behavior, such as their utility functions or reaction models. While these assumptions may limit the generalisability of our approach, they do not diminish its broader relevance. Intuitively, when explanations omit certain information, conditions are necessary to ensure that agents’ inferred gains are not exaggerated, maintaining realistic and actionable guidance. AR-based explanations succeed in this regard by focusing exclusively on actionable recommendations that agents can safely choose without fear of being misled, thereby ensuring both predictive accuracy for the DM and safety for the agents. Future work could explore extensions to diverse agent behavior models, dynamic environments, and more scalable learning algorithms to enhance the applicability and efficiency of this approach.

Acknowledgments

We sincerely thank the members of our research group, Abbavaram Gowtham Reddy, Anurag Singh, and Swathi Suhas, for their insightful discussions, constructive feedback, and invaluable contributions to this work. We also extend our gratitude to the visiting researchers, Amin Charusaie, Masaki Adachi, Rattaya Kaewvichai, and Saptarshi Saha, for their stimulating discussions and fresh perspectives, which enriched our understanding of the problem. Their contributions have been greatly appreciated.

Yixin Wang was supported in part by the Office of Naval Research under grant number N00014-23-1-2590, the National Science Foundation under Grant No. 2231174, No. 2310831, No. 2428059, No. 2435696, No. 2440954, and a Michigan Institute for Data Science Propelling Original Data Science (PODS) grant.

References

- Andrew D Selbst and Julia Powles. Meaningful information and the right to explanation. *International Data Privacy Law*, 7(4):233–242, 2017.
- Sandra Wachter, Brent Mittelstadt, and Luciano Floridi. Why a right to explanation of automated decision-making does not exist in the general data protection regulation. *International data privacy law*, 7(2):76–99, 2017a.
- Bryce Goodman and Seth Flaxman. European union regulations on algorithmic decision-making and a “right to explanation”. *AI magazine*, 38(3):50–57, 2017.
- Moritz Hardt, Nimrod Megiddo, Christos Papadimitriou, and Mary Wootters. Strategic classification. In *Proceedings of the 2016 ACM conference on innovations in theoretical computer science*, pages 111–122, 2016.
- John Miller, Smitha Milli, and Moritz Hardt. Strategic classification is causal modeling in disguise. In *International Conference on Machine Learning*, pages 6917–6926. PMLR, 2020.
- Yonadav Shavit, Benjamin Edelman, and Brian Axelrod. Causal strategic linear regression. In *International Conference on Machine Learning*, pages 8676–8686. PMLR, 2020.
- Keegan Harris, Dung Daniel T Ngo, Logan Stapleton, Hoda Heidari, and Steven Wu. Strategic instrumental variable regression: Recovering causal relationships from strategic responses. In *International Conference on Machine Learning*, pages 8502–8522. PMLR, 2022a.
- Kiet QH Vo, Muneeb Aadil, Siu Lun Chau, and Krikamol Muandet. Causal strategic learning with competitive selection. In *Proceedings of the AAAI Conference on Artificial Intelligence*, volume 38, pages 15411–15419, 2024.
- Christoph Molnar. *Interpretable machine learning*. Lulu. com, 2020.
- Molnar Christoph. *Interpretable machine learning: A guide for making black box models explainable*. Leanpub, 2020.
- Stratis Tsirtsis and Manuel Gomez Rodriguez. Decisions, counterfactual explanations and strategic behavior. *Advances in Neural Information Processing Systems*, 33:16749–16760, 2020.
- Tian Xie and Xueru Zhang. Non-linear welfare-aware strategic learning. *arXiv preprint arXiv:2405.01810*, 2024.
- Lee Cohen, Saeed Sharifi-Malvajerdi, Kevin Stangl, Ali Vakilian, and Juba Ziani. Bayesian strategic classification. *arXiv preprint arXiv:2402.08758*, 2024.

- Scott Lundberg. A unified approach to interpreting model predictions. *arXiv preprint arXiv:1705.07874*, 2017.
- Siu Lun Chau, Robert Hu, Javier Gonzalez, and Dino Sejdinovic. Rkhs-shap: Shapley values for kernel methods. *Advances in neural information processing systems*, 35:13050–13063, 2022.
- Siu Lun Chau, Krikamol Muandet, and Dino Sejdinovic. Explaining the uncertain: Stochastic shapley values for gaussian process models. *Advances in Neural Information Processing Systems*, 36:50769–50795, 2023.
- Marco Tulio Ribeiro, Sameer Singh, and Carlos Guestrin. "why should i trust you?" explaining the predictions of any classifier. In *Proceedings of the 22nd ACM SIGKDD international conference on knowledge discovery and data mining*, pages 1135–1144, 2016.
- Julian Rodemann, Federico Croppi, Philipp Arens, Yusuf Sale, Julia Herbinger, Bernd Bischl, Eyke Hüllermeier, Thomas Augustin, Conor J Walsh, and Giuseppe Casalicchio. Explaining bayesian optimization by shapley values facilitates human-ai collaboration. *arXiv preprint arXiv:2403.04629*, 2024.
- Masaki Adachi, Brady Planden, David A Howey, Michael A Osborne, Sebastian Orbell, Natalia Ares, Krikamol Muandet, and Siu Lun Chau. Looping in the human: Collaborative and explainable bayesian optimization. In *AISTATS*, 2024.
- Sandra Wachter, Brent Mittelstadt, and Chris Russell. Counterfactual explanations without opening the black box: Automated decisions and the gdpr. *Harv. JL & Tech.*, 31:841, 2017b.
- Meena Jagadeesan, Celestine Mendler-Dünner, and Moritz Hardt. Alternative microfoundations for strategic classification. In *International Conference on Machine Learning*, pages 4687–4697. PMLR, 2021.
- Yahav Bechavod, Chara Podimata, Steven Wu, and Juba Ziani. Information discrepancy in strategic learning. In *International Conference on Machine Learning*, pages 1691–1715. PMLR, 2022.
- Xiaoyu Lu, Alexis Boukouvalas, and James Hensman. Explainable attribution using additive gaussian processes. In *Sixth Symposium on Advances in Approximate Bayesian Inference-Non Archival Track*, 2024.
- Dirk Bergemann and Stephen Morris. Information design: A unified perspective. *Journal of Economic Literature*, 57(1):44–95, 2019.
- Keegan Harris, Valerie Chen, Joon Kim, Ameet Talwalkar, Hoda Heidari, and Steven Z Wu. Bayesian persuasion for algorithmic recourse. *Advances in Neural Information Processing Systems*, 35:11131–11144, 2022b.
- Emir Kamenica and Matthew Gentzkow. Bayesian persuasion. *American Economic Review*, 101(6):2590–2615, 2011.
- Juan Perdomo, Tijana Zrnic, Celestine Mendler-Dünner, and Moritz Hardt. Performative prediction. In *International Conference on Machine Learning*, pages 7599–7609. PMLR, 2020.
- Ganesh Ghalme, Vineet Nair, Itay Eilat, Inbal Talgam-Cohen, and Nir Rosenfeld. Strategic classification in the dark. In *International Conference on Machine Learning*, pages 3672–3681. PMLR, 2021.
- Nika Haghtalab, Chara Podimata, and Kunhe Yang. Calibrated stackelberg games: Learning optimal commitments against calibrated agents. *Advances in Neural Information Processing Systems*, 36, 2024.
- Amir-Hossein Karimi, Gilles Barthe, Bernhard Schölkopf, and Isabel Valera. A survey of algorithmic recourse: contrastive explanations and consequential recommendations. *ACM Computing Surveys*, 55(5):1–29, 2022.
- Michael Brückner, Christian Kanzow, and Tobias Scheffer. Static prediction games for adversarial learning problems. *The Journal of Machine Learning Research*, 13(1):2617–2654, 2012.
- Jinshuo Dong, Aaron Roth, Zachary Schutzman, Bo Waggoner, and Zhiwei Steven Wu. Strategic classification from revealed preferences. In *Proceedings of the 2018 ACM Conference on Economics and Computation*, pages 55–70, 2018.
- Sagi Levanon and Nir Rosenfeld. Strategic classification made practical. In *International Conference on Machine Learning*, pages 6243–6253. PMLR, 2021.
- Saba Ahmadi, Hedyeh Beyhaghi, Avrim Blum, and Keziah Naggita. The strategic perceptron. In *Proceedings of the 22nd ACM Conference on Economics and Computation*, pages 6–25, 2021.
- Lily Hu, Nicole Immorlica, and Jennifer Wortman Vaughan. The disparate effects of strategic manipulation. *CoRR*, abs/1808.08646, 2018. URL <http://arxiv.org/abs/1808.08646>.
- Smitha Milli, John Miller, Anca D Dragan, and Moritz Hardt. The social cost of strategic classification. In *Proceedings of the Conference on Fairness, Accountability, and Transparency*, pages 230–239, 2019.

- Ravi Sundaram, Anil Vullikanti, Haifeng Xu, and Fan Yao. Pac-learning for strategic classification. *Journal of Machine Learning Research*, 24(192):1–38, 2023.
- Saba Ahmadi, Avrim Blum, and Kunhe Yang. Fundamental bounds on online strategic classification. In *Proceedings of the 24th ACM Conference on Economics and Computation*, pages 22–58, 2023.
- Han Shao, Avrim Blum, and Omar Montasser. Strategic classification under unknown personalized manipulation. *Advances in Neural Information Processing Systems*, 36, 2024.
- Keegan Harris, Hoda Heidari, and Steven Z Wu. Stateful strategic regression. *Advances in Neural Information Processing Systems*, 34:28728–28741, 2021.
- Lee Cohen, Saeed Sharifi-Malvajerdi, Kevin Stangl, Ali Vakilian, and Juba Ziani. Sequential strategic screening. In *International Conference on Machine Learning*, pages 6279–6295. PMLR, 2023.
- Jon Kleinberg and Manish Raghavan. How do classifiers induce agents to invest effort strategically? *ACM Transactions on Economics and Computation (TEAC)*, 8(4):1–23, 2020.
- Guy Horowitz and Nir Rosenfeld. Causal strategic classification: A tale of two shifts. In *International Conference on Machine Learning*, pages 13233–13253. PMLR, 2023.

A More Detailed Examples

This section contains more examples to illustrate our theory.

A.1 Examples of Explanation Methods

Below we provide some specific examples for global and local explanation methods that fit into our setting:

- Global surrogate models such as linear models or decision trees that approximate the true predictive model g [Molnar, 2020]. In this scenario, a constant explanation $e \in \mathcal{E}$, regardless of $x_t^{(b)}$, is some surrogate model $f : \mathcal{X} \rightarrow \mathcal{Y}$ for the true model $g : \mathcal{X} \rightarrow \mathcal{Y}$.
- Partial descriptions of the model [Cohen et al., 2024]. In this scenario, a constant explanation $e \in \mathcal{E}$, regardless of $x_t^{(b)}$, is some subset $\mathcal{G}_S \subseteq \mathcal{G}$ such that $g \in \mathcal{G}_S$.
- Feature attribution-based explanation methods that assign importance scores to features such as SHAP [Lundberg, 2017]. When the covariate $x_t^{(b)} \in \mathcal{X} \subseteq \mathbb{R}^d$ is a vector of d features, an explanation $e_t = (e_{t1}, \dots, e_{td}) \in \mathcal{E} \subseteq \mathbb{R}^d$ is a vector containing the importance scores of each features in $x_t^{(b)}$.
- Local surrogate models such as Taylor’s expansion [Xie and Zhang, 2024]. An explanation e_t is some function $f_t : \mathcal{X} \rightarrow \mathcal{Y}$ that approximates g in a local neighbourhood of $x_t^{(b)}$ and the space of explanations is the set of all such functions, e.g., $\mathcal{E} \subseteq \mathcal{F} = \{f \mid f : \mathcal{X} \rightarrow \mathcal{Y}\}$.
- Counterfactual explanations [Wachter et al., 2017b]. In this scenario, $e_t = (x^{(r)}, \hat{y}^{(r)})$ and $\mathcal{E} = \left\{ (x^{(r)}, \hat{y}^{(r)}) : \hat{y}^{(r)} < \hat{y}^{(b)} \right\}$, where $x^{(r)}$ denotes the recommended covariate for the agent to change to, in order to receive a more favourable prediction $\hat{y}^{(r)} < \hat{y}^{(b)}$ from the DM.

A.2 Shapley Value Example

Example A.1. Consider the predictive model $g(x) = x_1 - x_2^2$ for any $x = [x_1 \ x_2]^\top \in \mathbb{R}^2$, and an agent with $x^{(b)} = [16 \ 4]^\top$. For simplicity, suppose further that the 2 features X_1, X_2 are statistically independent and that $X_2 \sim \mathcal{U}([2, 5])$. The Shapley value of this agent’s 2nd feature is

$$\begin{aligned}
 \phi_2(g, x^{(b)}) &= \frac{1}{2} \left(g(x^{(b)}) - \mathbb{E}[g(X_1 = 16, X_2)] \right. \\
 &\quad \left. + \mathbb{E}[g(X_1, X_2 = 4)] - \mathbb{E}[g(X_1, X_2)] \right) \\
 &= \frac{1}{2} \left(0 - \mathbb{E}[16 - X_2^2] + \mathbb{E}[X_1 - 16] - \mathbb{E}[X_1 - X_2^2] \right) \\
 &= \frac{1}{2} \left(-32 + 2\mathbb{E}[X_2^2] \right) = -3 < 0.
 \end{aligned}$$

However, if we consider $X_2 \sim \mathcal{U}([2, 8])$, then $\mathbb{E}[X_2^2] = 28$ and the Shapley value for this 2nd feature is

$$\phi_2(g, x^{(b)}) = \frac{1}{2} \left(-32 + 2\mathbb{E}[X_2^2] \right) = 12 > 0.$$

On the other hand, the partial derivative of the function g at the point $x_2 = 4$ is

$$\frac{dg}{dx_2}(x_2 = 4) = -8,$$

which implies that this agent can achieve a lower prediction score by increasing the value of their 2nd feature x_2 . However, the sign of the Shapley value for this feature, as we have shown, can vary depending on the distribution of the data, as a result, this Shapley value cannot say how this agent should change their feature to obtain better prediction score.

A.3 A Misled Agent

Example A.2. Suppose that an insurance company uses the $g(x) = x^2$ to predict the risk of a customer whose feature takes on the base value $x^{(b)} = 5$, which corresponds to the prediction $\hat{y}^{(b)} = 25$. Suppose further that this customer has the following cost function for changing their feature:

$$c(\Delta x) = \begin{cases} 3(\Delta x)^2 & \forall \Delta x \in (-\infty, -3] \\ 9|\Delta x| & \forall \Delta x \in [-3, 0] \\ > 0 & \forall \Delta x \in (0, \infty), \end{cases}$$

where we use Δx to denote $x - x_t^{(b)}$ for any $x \in \mathcal{X}$. The DM discloses a localized linear model $f(x) = 10x - 25$ tangent to $g(x)$ at the base value $x^{(b)} = 5$. As the agent wants to minimise their predictive risk, their true utility function and surrogate utility function, to be maximised, respectively, are

$$\begin{aligned} u(g, x) &= -\left(g(x^{(b)} + \Delta x) + c(\Delta x)\right) = -\left((5 + \Delta x)^2 + c(\Delta x)\right), \\ u(f, x) &= -\left(f(x^{(b)} + \Delta x) + c(\Delta x)\right) = -\left(10(5 + \Delta x) - 25 + c(\Delta x)\right). \end{aligned}$$

Hence, $x = 2$ (or equivalently $\Delta x = -3$) is the customer's best response as it maximises their surrogate utility function $u(f, x)$. However, this leads to a reduction in the true utility function, i.e., $u(g, 2) < u(g, 5)$, because the customer has paid a high cost only to achieve a small reduction in their prediction value.

B Proofs of the Main Results

This section contains the derivations and proofs of our main results.

B.1 DM's Objective

We expand Equation (2) as

$$\begin{aligned} & \min_{g, (\mathcal{E}, \sigma)} \mathbb{E}_{P_{X,Z}} \left[\left(g(X_t) - h(X_t, Z_t) \right)^2 \right] \\ &= \min_{g, (\mathcal{E}, \sigma)} \mathbb{E}_{P_{X^{(b)}, Z}} \left[\left(g(\psi(X_t^{(b)}, \sigma(X_t^{(b)}, g), Z_t)) - h(\psi(X_t^{(b)}, \sigma(X_t^{(b)}, g), Z_t), Z_t) \right)^2 \right] \end{aligned}$$

B.2 Proof for Proposition 3.2

Proof. For any pair of $(e, x_t^{(b)}) \in \mathcal{E} \times \mathcal{X}$, we have

$$\mathbb{E}_{Z_t} \left[l(x_t^{(b)}, e, Z_t) \mid x_t^{(b)} \right] \geq \min_{e_t \in \mathcal{E}} \mathbb{E}_{Z_t} \left[l(x_t^{(b)}, e_t, Z_t) \mid x_t^{(b)} \right]. \quad (7)$$

Because $l \geq 0$, we have the following for any $e \in \mathcal{E}$:

$$\mathbb{E}_{X_t^{(b)}, Z_t} \left[l(X_t^{(b)}, e, Z_t) \right] \geq \mathbb{E}_{X_t^{(b)}} \left[\min_{e_t \in \mathcal{E}} \mathbb{E}_{Z_t} \left[l(X_t^{(b)}, e_t, Z_t) \mid X_t^{(b)} \right] \right] \quad (8)$$

Therefore,

$$\min_{e \in \mathcal{E}} \mathbb{E}_{X_t^{(b)}, Z_t} \left[l(X_t^{(b)}, e, Z_t) \right] \geq \mathbb{E}_{X_t^{(b)}} \left[\min_{e_t \in \mathcal{E}} \mathbb{E}_{Z_t} \left[l(X_t^{(b)}, e_t, Z_t) \mid X_t^{(b)} \right] \right]. \quad (9)$$

□

B.3 Proof for Theorem 4.2

Proof. Suppose the necessary condition (Equation (3)) is violated, then there exist a value $x_\bullet \in \mathcal{X}_t^{g^-}$ and a cost function c_t such that

$$\begin{cases} 0 < g(x_t^{(b)}) - g(x_\bullet) < c_t(x_t^{(b)}, x_\bullet), \\ c_t(x_t^{(b)}, x_\bullet) < f_t(x_t^{(b)}) - f_t(x_\bullet), \\ c_t(x_t^{(b)}, x_\bullet) + (f_t(x_\bullet) - f_t(x)) < c_t(x_t^{(b)}, x) \quad \forall x \in \mathcal{X}_t^{g^-} \setminus \{x_\bullet\}. \end{cases} \quad (10)$$

The first line follows from the fact that $x_\bullet \in \mathcal{X}_t^{g^-}$ and that $c_t(x_t^{(b)}, x_\bullet) > 0$ (because $x_\bullet \neq x_t^{(b)}$). The second line follows from the fact that the constraint in the theorem is violated and the rate of change of f_t is greater than the rate of change of g at the point x_\bullet . The third line follows from the fact that $c_t(x_t^{(b)}, x) > 0$ for all $x \in \mathcal{X}_t^{g^-}$ because $x_t^{(b)} \notin \mathcal{X}_t^{g^-}$.

Then we can see that, if the best response of this agent t , against the local surrogate function f_t , lies in the set $\mathcal{X}_t^{g^-} \cup \{x_t^{(b)}\}$, then x_\bullet is the solution, since

$$x_\bullet := \arg \min_{x \in \mathcal{X}_t^{g^-} \cup \{x_t^{(b)}\}} f_t(x) + c_t(x_t^{(b)}, x) \quad (11)$$

$$:= \arg \max_{x \in \mathcal{X}_t^{g^-} \cup \{x_t^{(b)}\}} u_t(f_t, x). \quad (12)$$

Moreover, because $g(x_t^{(b)}) - g(x_\bullet) < c_t(x_t^{(b)}, x_\bullet)$, we have

$$-(g(x_\bullet) + c_t(x_t^{(b)}, x_\bullet)) < -g(x_t^{(b)}) \quad (13)$$

$$\Rightarrow u_t(g, x_\bullet) < u_t(g, x_t^{(b)}). \quad (14)$$

On the other hand, if the best response is some $x_\square \notin (\mathcal{X}_t^{g^-} \cup \{x_t^{(b)}\})$, we have

$$g(x_\square) + \underbrace{c_t(x_t^{(b)}, x_\square)}_{>0} > g(x_\square) \geq g(x_t^{(b)}), \quad (15)$$

which results in $u_t(g, x_\square) < u_t(g, x_t^{(b)})$. This concludes the proof. \square

B.4 Proof for the Sufficient Condition Following Theorem 4.2

Proof. For any arbitrary agent t with $x_t^{(b)}$ and c_t , suppose we have

$$f_t(x_t^{(b)}) - f_t(x) \leq g(x_t^{(b)}) - g(x) \quad \forall x \in \mathcal{X}.$$

When this agent best responds against the local surrogate function f_t with $x_t \in \mathcal{X}$, it follows that

$$\begin{aligned} f_t(x_t) + c_t(x_t^{(b)}, x_t) &\leq f_t(x_t^{(b)}) \\ \Rightarrow c_t(x_t^{(b)}, x_t) &\leq \underbrace{f_t(x_t^{(b)}) - f_t(x_t)}_{\text{The assumed condition.}} \leq g(x_t^{(b)}) - g(x_t) \\ \Rightarrow c_t(x_t^{(b)}, x_t) &\leq g(x_t^{(b)}) - g(x_t) \\ \Rightarrow g(x_t) + c_t(x_t^{(b)}, x_t) &\leq g(x_t^{(b)}) \\ \Rightarrow g(x_t) + c_t(x_t^{(b)}, x_t) &\leq g(x_t^{(b)}) + \underbrace{c_t(x_t^{(b)}, x_t^{(b)})}_{=0 \text{ by Definition 2.1.}} \\ \Rightarrow u_t(g, x_t) &\geq u_t(g, x_t^{(b)}), \end{aligned}$$

where the last inequality follows from the definition of an agent’s true utility function u_t . This concludes the proof. \square

B.5 Proof for Theorem 4.6

Proof. Because these agents have the same response for any explanation (Assumption 4.5), they must have the same set of non-harmful responses, i.e., $v_t = v$ for all $t \in [T']$.

Then for any non-harmful explanation method that induces a best response x_\bullet of these agents, it means that $u(g, x_\bullet) \geq u(g, x^{(b)})$.

Consequently, there exists an AR-based explanation method that provides the explanation $(x^{(r)}, \hat{y}^{(r)}) = (x_\bullet, g(x_\bullet))$ and by Equation (4), all agents will follow the recommendation. \square

C Additional Details of the Experiments

We provide here additional details to the setups for experiments in Section 6.

C.1 Operationalising AR-based Explanations

The synthetic dataset contains agents of 3-dimensional feature vectors $x_t^{(b)} \in \mathbb{R}^3$ as follows: $Z_t \sim \mathcal{U}(\{0, 1, 2, 3\})$, $X_t^{(b)} | z_t \sim \mathcal{N}(\mathbf{m}, I \times 2)$ where $\mathbf{m} := [10 + z_t, 10 + z_t, 10 + z_t]^\top$, and $\alpha_t | z_t \sim \mathcal{N}(0.02 + 0.1z_t, 0.01^2)$ with the cost function being $c_t(x_t^{(b)}, x) = |\alpha_t| \|x_t^{(b)} - x\|_2^2$. In our experiments, we use 3-layer ReLU network for constructing all three models g , σ^r , and ξ . To pre-train the predictive model g_0 and the local AR mapping σ_0^r as outlined in Algorithm 1, we use a sets $D_1 = \{x_t, y_t\}_{t \in [5000]}$.

Then, we interact with the next 10^6 agents to collect another data set $D_2 = \{x_t^{(b)}, x_t^{(r)}, w_t, \Delta g_t^{(r)}\}_{t \in [10^6]}$ to train the reaction model ξ . We construct sampler π to generate recommended actions $X_t^{(r)} | x_t^{(b)} \sim \mathcal{N}(x_t^\diamond, 4)$, where x_t^\diamond could be any of $\{x_t^{(b)}, \sigma_0^r(x_t^{(b)}), x_t^{(\text{ce})}\}$, with $x_t^{(\text{ce})}$ being part of the counterfactual explanation generated by $\sigma_{\text{ce}}(x_t^{(b)}, g)$.

Next, we run RRM over $m = 100$ iterations, in each of which we deploy g_{i-1} and σ_{i-1}^r to interact with 10^4 agents to collect a data set $\{x_t, y_t\}_{t \in [10^4]}$, where the subscript i denotes an iteration, as outlined in Algorithm 1. The models g_i and σ_i^r are sequentially updated over 100 iterations as specified in Equation (6) to eventually obtain g_{loc} and σ_{loc}^r . We perform a similar procedure to obtain g_{glob} and a *global* AR mapping, which is in fact just a constant mapping that generate the same recommended action $x_{\text{glob}}^{(r)}$ for all agents. Then, Equation (6) can be replaced with the following objective: $(g_i, x_i^{(r)}) = \min_{g, x^r} \sum_{t \in [T_i]} (g(\hat{x}_t) - y_t)^2$.

We conduct a similar procedure for the case of counterfactual explanations. Specifically, the objective of this approach in each iteration of RRM is $g_{\text{ce}, i} = \min_{g_{\text{ce}, i-1}} \sum_{t \in [T_i]} (g(\hat{x}_t) - y_t)^2$ where we do not optimise for the counterfactual explanations generator and simply use the following scheme: $x_t^{\text{ce}} := \arg \min_x (g_{\text{ce}}(x) + \|x - x_t^{(b)}\|_2^2)$.

Finally, we compare the prediction errors between the three approaches (i.e., local AR mapping, global AR mapping, and counterfactual explanations) on a hold-out test set of 10^6 strategic agents.

C.2 On the No-Harm Guarantee of Explanations

We use a quartic function as the predictive model of the DM where $g(x) = x^4 - x^2 + 1$ and use 2nd-order Taylor expansions as explanations. To illustrate that Taylor expansions [Xie and Zhang, 2024] as explanations (because this explanation method has a clear reaction model, while others do not) do not guarantee no-harm, we generate a simple data set of 100 agents with 1-dimensional features as follows: $X_t^{(b)} \sim \mathcal{N}(0, 0.4^2)$, $\alpha_t \sim \mathcal{U}([1, 1.2])$ where α_t denotes the cost factor of agent t , similar to the previous experiment. The cost function for agent t is the same as that of the previous experiment, i.e., $c_t(x_t^{(b)}, x) = |\alpha_t| \|x_t^{(b)} - x\|_2^2$. We compare the

result of Taylor expansions against AR-based explanations, which we generate randomly, for the sake of simplicity.

D Related Work (Extended)

Strategic learning. Strategic classification was introduced by Brückner et al. [2012] and further developed by Hardt et al. [2016], where they presented the first computationally efficient algorithms to learn near-optimal classifiers in strategic environments. Their key assumption was that agents have complete knowledge of the classifier due to information leakage, even when the system is designed to obscure the model. In contrast, our work weakens this assumption by considering scenarios where the learner (or DM) releases partial information about their model.

Since then, numerous studies have further expanded the field of strategic classification by developing more efficient algorithms [Dong et al., 2018, Levanon and Rosenfeld, 2021, Ahmadi et al., 2021] or by incorporating new aspects such as social welfare [Hu et al., 2018, Milli et al., 2019], randomisation [Sundaram et al., 2023, Ahmadi et al., 2023, Shao et al., 2024], and repeated interactions [Harris et al., 2021, Cohen et al., 2023]. Another line of works concerns with providing incentive for strategic agents to improve [Kleinberg and Raghavan, 2020, Shavit et al., 2020, Harris et al., 2022a, Horowitz and Rosenfeld, 2023, Vo et al., 2024] with many of them focusing on regression settings and incorporating causal reasoning.

In particular, the works of Harris et al. [2022b] and Cohen et al. [2024] are closest to ours. As discussed throughout Section 4.3, Harris et al. [2022b] focuses on the obedience-inducing property (also known as the Bayesian incentive compatibility) of a subclass of action recommendations, whereas we focus on the no-harm property of action recommendations. As we also discuss in Section 4.3, identifying an AR-based explanation policy that can induce obedience for each *individual* agent is hard, especially when agents are heterogeneous (e.g., in Harris et al. [2022a], Shao et al. [2024]), and such *individual*-level identification might not be necessary if the DM only cares about optimising their expected utility, which is computed over the population of agents. Unlike action recommendations, Cohen et al. [2024] instead releases a subset of the hypothesis class to all agents, aligning with global explanations in our framework (Section 3). However, interpreting a set of models—such as neural networks—can be difficult for agents. In contrast, the AR-based explanations are not only more interpretable but also provide guidance that cannot mislead agents.

Counterfactual explanations and algorithmic recourse. Tsirtsis and Gomez Rodriguez [2020], Karimi et al. [2022] explore counterfactual explanations and algorithmic recourse, for strategic agents. Although algorithmic recourse focuses on recommending actions to achieve better outcomes, its actual implementation often requires strong causal assumptions. These assumptions can render it impractical in more general settings where such causal knowledge is not justified. In contrast, our work adopts a weaker notion of desirability centred on agents’ welfare—ensuring non-harmful responses—and examines a broader range of explanation types beyond counterfactuals. In particular, Tsirtsis and Gomez Rodriguez [2020] focuses on designing an efficient counterfactual explanation algorithm that balances the DM’s utility while preventing model leakage. This approach can be interpreted as optimally reducing the explanation space within our framework. In contrast, we present a formal analysis across a range of explanation types and demonstrate the sufficiency of AR-based explanations.

Information design. The extensive literature on information design, as surveyed by Bergemann and Morris [2019], studies how to design information disclosure policies in a game of two parties. While our results are inspired by these works, e.g., Theorem 4.6, the goals differ significantly. As discussed in Section 4.3, information design aims at *persuading* agents with a general response model and does not necessarily ensure the no-harm property (Definition 4.1). In contrast, we study explanation methods that prioritise the no-harm property, ensuring agents’ welfare is not compromised. By incorporating specific agent models in strategic settings, we establish the sufficiency of AR-based explanations without requiring the DM to account for agents’ heterogeneous reaction models. Consequently, while the class of BCE suffices to rationalise any agents’ behaviour, our setup of AR-based explanations suffice to rationalise any *non-harmful* agents’ behaviour.