

Oblivious Robots Under Round Robin: Gathering on Rings

Alfredo Navarra

Department of Mathematics and Computer Science
University of Perugia
Perugia, Italy
alfredo.navarra@unipg.it

Francesco Piselli

Department of Mathematics and Computer Science
University of Perugia
Perugia, Italy
francesco.piselli@unifi.it

Abstract—Robots with very limited capabilities are placed on the vertices of a graph and are required to move toward a single, common vertex, where they remain stationary once they arrive. This task is referred to as the **GATHERING** problem.

Most of the research on this topic has focused on feasibility challenges in the *asynchronous* setting, where robots operate independently of each other. A common assumption in these studies is that robots are equipped with *multiplicity detection*, the ability to recognize whether a vertex is occupied by more than one robot. Additionally, initial configurations are often restricted to ensure that no vertex hosts more than one robot. A key difficulty arises from the possible symmetries in the robots' placement relative to the graph's topology.

This paper investigates the **GATHERING** problem on **Rings** under a *sequential* scheduler, where only one robot at a time is active. While this sequential activation helps to break symmetries, we remove two common assumptions: robots do not have *multiplicity detection*, and in initial configurations, vertices can be occupied by multiplicities.

We prove that such a generalized **GATHERING** problem cannot be solved under general sequential schedulers. However, we provide a complete characterization of the problem when a *sequential Round Robin* scheduler is used, where robots are activated one at a time in a fixed cyclic order that repeats indefinitely. Furthermore, we fully characterize the **DISTINCT GATHERING** problem, the most used variant of **GATHERING**, in which the initial configurations do not admit multiplicities.

Index Terms—Gathering, Ring, Sequential, Round Robin

I. INTRODUCTION

In the field of theoretical computer science, swarm robotics is one of the most investigated research areas. Robots are usually mobile units with full autonomy that, by operating individually, are able to establish some sort of collective behavior in order to solve a common problem. Robots are considered in the abstract with their capabilities induced by an underlying model. Those capabilities are usually reduced to the minimum, in order to have a more flexible and fault-resistant model. In this context, some representative models are, for example, the Amoebot [1] and the Silbot [2]–[5]. One of the most investigated models for a theoretical perspective in swarm robotics is certainly the *OBLLOT* [6]. In this model, robots operate by executing *Look-Compute-Move* cycles. In each cycle, a robot obtains a snapshot of the system (*Look*),

executes its algorithm to determine the destination of its next movement (*Compute*), and moves toward the computed destination (*Move*).

Within such a context, one of the most popular problems is the so-called **GATHERING** where robots, placed on the vertices of an anonymous graph, are required to reach a common vertex (not known in advance) from where they do not move anymore.

Apart for some impossibility results or basic conditions that guarantee the resolution of the **GATHERING** problem provided in [7], [8], most of the literature usually focuses on specific topologies that are very symmetric, where the vertices can be partitioned into a few classes of equivalence. Since robots have few topological properties to exploit, the design of a resolution algorithm becomes more challenging. Those topologies are: Trees [9], [10], Regular Bipartite graphs [11], Finite Grids [9], Infinite Grids [12], Tori [13], Oriented Hypercubes [14], Complete graphs [7], [15], Complete Bipartite graphs [7], [15], Butterflies [16], and Rings [8], [17]–[19].

In most of those studies, the robots operate under an *asynchronous* scheduler, where robots are activated independently of each other. Other works concern *synchronous* schedulers, where the robots share a common notion of time and a subset of activated robots execute their *Look-Compute-Move* cycle at the same time. A very common assumption is to have robots endowed with the *multiplicity detection*. With this property, robots are able to recognize whether a vertex contains a *multiplicity*, i.e., if two or more robots are located at the same vertex.

Focusing on rings, these are vertex-transitive graphs where the robots' movements depend entirely on their relative positioning. So far, on rings, the **GATHERING** problem has been studied without considering multiplicities in initial configurations. Recently, in [20], this version of the problem has been referred to as **DISTINCT GATHERING**, and it has been studied for robots moving on the Euclidean plane under a *Round Robin* scheduler. This is a specific type of *sequential* scheduler, where robots are activated one at a time, in a fixed periodic order. The more generic *sequential* scheduler, which requires only to activate one robot at a time, has been used in [21] to solve the *Universal Pattern Formation* (UPF) problem. In UPF, robots can start from configurations containing multiplicities, and the

requirement is to move so as to form a given pattern.

A. Our Results

In this paper, we focus on robots moving on rings and operating under the *OBLLOT* model with no additional assumptions. We provide an impossibility result for the GATHERING problem under a general *sequential* scheduler, and we present a full characterization for both GATHERING and DISTINCT GATHERING under the *round robin* scheduler, proposing an asymptotically time optimal algorithm.

B. Outline

In the next section, we present and formalize the robot model and the scheduler used. In Section III, we formalize the studied problem and present some impossibility results. In Section IV, we present our algorithm to solve GATHERING on rings. In Section V, we present the correctness proof and the complexity for the proposed algorithm. In Section V, we present an example of execution of the proposed algorithm. Finally, in Section VI, we provide concluding remarks and some interesting directions for future works.

II. ROBOT MODEL

We consider the standard *OBLLOT* model of distributed systems of autonomous mobile robots. In the *OBLLOT* model, the system is composed of a set $\mathcal{R} = \{r_1, r_2, \dots, r_k\}$ of computational robots that live and operate on a n -vertices anonymous *ring* without orientation. We refer to a maximal subset of consecutive empty vertices of the ring as a *hole*, whereas, we refer to a maximal subset of consecutive occupied vertices as an *island*. Each vertex of the ring is initially empty, occupied by one robot, or occupied by more than one robot (i.e., a *multiplicity*).

Robots can be characterized according to many different settings. In particular, they have the following basic properties:

- **Anonymous:** they have no unique identifiers;
- **Autonomous:** they operate without a centralized control;
- **Dimensionless:** they are viewed as points, i.e., they have no volume nor occupancy restraints;
- **Disoriented:** they have no common sense of orientation;
- **Oblivious:** they have no memory of past events;
- **Homogeneous:** they all execute the same deterministic algorithm with no type of randomization admitted;
- **Silent:** they have no means of direct communication.

Each robot in the system has sensory capabilities, allowing it to determine the location of other robots in the ring, relative to its location. Each robot refers to a Local Reference System (LRS) that might differ from robot to robot. Each robot has a specific behavior described according to the sequence of the following four states: Wait, Look, Compute, and Move. Such a sequence defines the computational activation cycle (or simply a cycle) of a robot. More in detail:

- 1) **Wait:** the robot is in an idle state and cannot remain as such indefinitely;
- 2) **Look:** the robot obtains a snapshot of the system containing the positions of the other robots with respect to

its LRS, by activating its sensors. Each robot is seen as a point in the graph occupying a vertex;

- 3) **Compute:** the robot executes a local computation according to a deterministic algorithm \mathcal{A} (we also say that the robot executes \mathcal{A}). This algorithm is the same for all the robots and its result is the destination of the movement of the robot. Such a destination is either the vertex where the robot is already located, or a neighboring vertex at one hop distance (i.e., only one edge per move can be traversed);
- 4) **Move:** if the computed destination is a neighboring vertex, the robot moves to such a vertex. Otherwise, it executes a *nil* movement (i.e., it does not move).

In the literature, the computational cycle is simply referred to as Look-Compute-Move (LCM) cycle, because when a robot is in the Wait state, we say that it is *inactive*. Thus, the LCM cycle only refers to the *active* states of a robot. It is also important to notice that since the robots are oblivious, without memory of past events, every decision they make during the Compute phase is based on what they are able to determine during the current LCM cycle. In particular, during the Look phase, the robots take a snapshot of the system and they use it to elaborate the information, building what is called the *view* of the robot. Regarding the Move phase of the robots, the movements executed are always considered to be instantaneous. Thus, the robots are only able to perceive the other robots positioned on the vertices of the graph, never while moving. Regarding the position of a robot on a vertex, it may happen that two or more robots are located on the same vertex, i.e., they constitute a multiplicity.

Another important feature that can greatly affect the computational power of the robots is the *time scheduler*. We say that an *epoch*, is the minimum time window within which each robot has been activated at least once. In general, three main schedulers are used:

- **Semi-Synchronous (SSYNC):** the activations of the robots are logically divided in global rounds. In each round, one or more robots are activated and obtain the same snapshot. Then, based on the information acquired from the snapshot, they compute and execute their move, completing their cycle by the next round;
- **Fully-Synchronous (FSYNC):** all the robots are activated in every round, executing their LCM cycle in a synchronized way;
- **Asynchronous (ASYNC):** the robots are activated independently of each other and the duration of each phase of the LCM cycle is finite but unpredictable. In this scheduler, robots have no common notion of time. Thus, their decisions can be based on obsolete observations of the system.

In the *FSYNC* case, a round coincides with one epoch. In the *SSYNC* and *ASYNC* cases, it is assumed the existence of an *adversary* which determines the computational cycle's timing and which robot(s) will be activated. This timing is assumed to be *fair*, that is, each robot is able to execute its

LCM cycle within finite time and infinitely often. Without this fairness assumption, the adversary could prevent some robot from ever being activated. The duration of an epoch is then finite but unpredictable.

In this work, we consider another type of scheduler:

- *Sequential (\mathcal{SEQ})*: the robots are activated one at a time, fairness is guaranteed.

In particular, we focus on the so-called:

- *Round Robin (\mathcal{RR})*: the robots are activated one at a time in a predetermined order which repeats forever. Each robot is then activated exactly once in each epoch. Of course, $\mathcal{RR} \subset \mathcal{SEQ}$, and an epoch equals k rounds, with k being the number of robots in the system.

III. PROBLEM FORMULATION AND IMPOSSIBILITY RESULTS

The problem we aim to solve is the GATHERING on a n -ring, and it is defined as follows:

Definition III.1 (GATHERING). *Given k robots r_1, r_2, \dots, r_k arbitrarily placed on a n -ring, it is required to reach a configuration in a finite number of epochs where exactly one vertex is occupied and from thereon no robot moves.*

We distinguish the general case from the one usually adopted in the literature where initial configurations do not admit multiplicities, that is:

Definition III.2 (DISTINCT GATHERING). *Given k robots r_1, r_2, \dots, r_k on a n -ring with $k \leq n$, where each vertex is occupied by at most one robot, it is required to solve the GATHERING.*

We now define all the cases where GATHERING or DISTINCT GATHERING are unsolvable. First of all, the next lemma provides a useful property that will be exploited later for both impossibility results and for the designing of the proposed algorithm.

Lemma III.1. *Let C be a configuration on a n -ring with exactly 2 robots placed on different vertices. Under \mathcal{SEQ} , the only reasonable direction where a robot can move in order to solve the GATHERING, is toward the other one.*

Proof. By contradiction, we assume that there exists a gathering algorithm where the movement executed by the robots increases their respective distance, i.e., they move away from each other. To solve the GATHERING, the robots must be located at the same vertex. Thus, since the aim of the executed movement is to increase the distance between the two robots, they will never get close to each other, that is, GATHERING cannot be finalized. \square

Note that, as a consequence of this result, even when considering a configuration with more than 2 robots occupying exactly two vertices, since the robots are not able to detect multiplicities, the only reasonable movement remains the one toward the other occupied vertex.

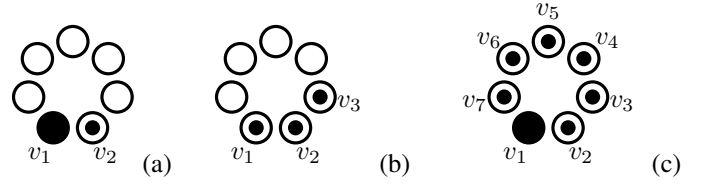


Fig. 1. Configurations used for the proofs of Theorems III.1 and III.2. The robots are represented by black circles inside vertices. A full black vertex represents a multiplicity. Edges are not drawn for clarity. Labels associated with vertices are used only for analysis purposes: robots are not aware of them as the rings are, in fact, anonymous.

We now prove an impossibility result for general schedulers in \mathcal{SEQ} .

Theorem III.1. *GATHERING on rings using a \mathcal{SEQ} scheduler is impossible for k robots, with $k \geq 3$.*

Proof. Let us consider the stage just before the problem resolution, i.e., when all the robots are placed on two neighboring vertices, say v_1 and v_2 .

In the case of only 3 robots r_1, r_2 , and r_3 , they form a multiplicity with two robots on one vertex, say r_1 and r_2 are on v_1 , and the third robot r_3 is on v_2 (see Fig. 1.a). At this point, the only admissible move to complete the GATHERING, as proven in Lemma III.1, is to move toward the neighboring vertex occupied by robots. Since for a generic scheduler in \mathcal{SEQ} the only condition (apart for fairness) is that only one robot at a time is activated, the adversary can easily activate r_1 at time t . After r_1 's movement, at time $t' > t$, v_2 is occupied by a multiplicity. Then the adversary activates robot r_3 on v_2 and after its movement, at time $t'' > t'$, v_1 is again occupied by a multiplicity, and the adversary can activate r_2 , which moves from v_1 to v_2 . This sequence of activations then starts again, making the resolution of GATHERING impossible.

In the case of $k > 3$, a similar sequence can be applied by the adversary to activate all the robots fairly. \square

Following the above theorem, we choose to work using the \mathcal{RR} scheduler, which operates activating all the robots sequentially in each epoch, one per round, always maintaining the same sequence.

We now define the configurations from which solving the GATHERING under \mathcal{RR} is impossible for any algorithm.

Definition III.3 (Unsolvable Configuration). *Given a configuration C and a \mathcal{RR} scheduler, C is said to be Unsolvable if, for any algorithm A , there exists a sequence of activations imposed by the scheduler, that makes the GATHERING impossible to be solved.*

We denote by \mathcal{UC} the set of unsolvable configurations. In the next theorems, we show which configurations belong to \mathcal{UC} with respect to the GATHERING and the DISTINCT GATHERING problems.

Theorem III.2. *Let C be a configuration of $k \geq 3$ robots on a n -ring, with:*

- i) Only 2 consecutive vertices occupied;
- ii) Only 3 consecutive vertices occupied;
- iii) All n vertices occupied.

For each of these types of configurations, there exists a \mathcal{RR} scheduler that makes the GATHERING unsolvable.

Proof. Let us consider a configuration C of type *i*) with exactly 3 robots. The impossibility proof is directly inherited from the proof of Theorem III.1, since the provided scheduler is precisely a \mathcal{RR} scheduler.

Let us consider a configuration C of type *ii*) with exactly 3 robots r_1 , r_2 , and r_3 , occupying 3 consecutive vertices v_1 , v_2 , and v_3 , respectively (see Fig. 1.b).

By contradiction, let us assume there exists an algorithm \mathcal{A} that solves GATHERING starting from a configuration C , composed of 3 robots occupying 3 distinct vertices. Whatever \mathcal{A} dictates, the robots must reach a configuration where just two neighboring vertices are occupied before finalizing the GATHERING.

Let t be the last time in the execution of \mathcal{A} in which the 3 robots occupy 3 different vertices. Therefore, since at time $t + 1$, a multiplicity composed of 2 robots is created, necessarily the 2 robots composing the multiplicity at time $t + 1$ must have been neighbors at time t . It follows that the possible configurations at time t are: (a) 3 consecutive vertices occupied; (b) 2 neighboring vertices occupied with the third occupied vertex separated by a hole of size greater than 1; (c) 2 neighboring vertices occupied with the third occupied vertex separated by a hole of size 1.

In a configuration of type (a), let us consider the three robots to be r_1 at v_1 , r_2 at v_2 , and r_3 at v_3 . The possible movements to create a multiplicity consist in:

m' : make r_2 move toward v_1 or v_3 ;

m'' : make r_1 or r_3 move toward v_2 .

If \mathcal{A} applies m' , since r_2 does not distinguish the two neighbors, the adversary makes r_2 move toward the next activated robot at time $t + 1$, e.g., r_1 . At time $t + 2$, r_1 and r_2 are at v_1 , and r_3 is at v_3 . Now, r_1 gets activated, and we know from Lemma III.1 that from a configuration with only two occupied vertices, the only available move is to go toward the other occupied vertex. Hence, r_1 moves toward v_3 creating again a configuration with 3 consecutive occupied vertices, contradicting the hypothesis that t was the last time during the execution of \mathcal{A} in which 3 robots occupy 3 different vertices. Thus, m' is not a feasible move.

If \mathcal{A} applies m'' , let us consider the sequence of activations r_1, r_2, r_3 . After the first epoch, we obtain a configuration with two neighboring vertices, v_1 and v_2 , occupied but with the robots activated alternatively from the two vertices. Again from Lemma III.1, we know that from such a configuration the robots can only move toward the other occupied vertex. From such a configuration and with such a sequence of activations, solving the GATHERING is impossible.¹

¹Note that, with the sequence of activations r_1, r_3, r_2 , in the same instance, GATHERING would be solved.

Let us consider now a configuration of type (b) with r_1 at v_1 , r_2 at v_2 , and r_3 at distance greater than 2 from v_2 . Recalling that, by hypothesis, t was the last time of the execution of \mathcal{A} in which 3 different vertices were occupied, the only feasible movement at $t + 1$ consists in making r_1 move toward v_2 , or making r_2 move toward v_1 . After one of such moves, only r_3 should move at any time to avoid creating a configuration with 3 different vertices occupied, but this cannot be forced since any activated robot would see the same configuration composed of only two occupied vertices. Therefore, a configuration of type (b) cannot be the last configuration with 3 different vertices occupied by 3 robots.

Finally, let us consider a configuration of type (c), with r_1 at v_1 , r_2 at v_2 , and r_3 at v_4 at distance 2 from v_2 . In order to not increase the size of the hole, falling into the previously described case (b), the only feasible movement consists in making r_1 move toward v_2 . Subsequently, if r_2 is activated, then by Lemma III.1, again 3 different vertices become occupied, contradicting the hypothesis about time t .²

Summarizing, we have proven so far that in order to solve the GATHERING problem, algorithm \mathcal{A} should somehow force a specific \mathcal{RR} scheduler. We now show that starting from the configuration C with r_1 at v_1 , r_2 at v_2 , and r_3 at v_3 , it is not possible for \mathcal{A} to force such a scheduler, contradicting the hypothesis that \mathcal{A} solves the GATHERING.

Let us consider again the initial configuration C , and all the possible movements that make possible reaching a configuration from which solving the GATHERING is possible.

Configuration C is the same as the one considered in case (a). On the one hand, we know that executing move m' surely does not lead to the resolution of the problem. On the other hand, executing m'' could lead to the resolution of the problem, but only with an appropriate scheduler. Since C is our initial configuration, we can consider to have the scheduler r_1, r_2, r_3 , which does not lead to the resolution of the problem because the robots will be activated alternatively from two consecutive vertices.

We do not need to consider reaching the configuration of case (b) starting from C , because we have already seen that from such a configuration GATHERING is unsolvable.

Finally, to reach a configuration of type (c) from C , one robot between r_1 and r_3 must have moved to separate itself from the other two. Let us consider the scheduler r_3, r_1, r_2 . To reach such a configuration, r_3 moves toward v_4 . Then, in order to maintain a configuration with a hole of size 1 separating the islands of robots (as configurations with larger holes have been proven to be unsolvable), the next robot to move is r_1 , which moves toward v_2 . At this point, r_3 is at v_4 , and r_1 and r_2 are at v_2 . The last robot to move in the first epoch is r_2 , moving from v_2 to v_3 according to Lemma III.1. Therefore, after one epoch, the configuration is again composed of 3 robots occupying 3 consecutive vertices, i.e., those movements only lead to a loop.

²Note that if r_3 , instead of r_2 , is the next robot activated by the scheduler, then GATHERING would be solved.

From all of the obtained results, we can state that starting from a configuration C with 3 consecutive vertices occupied, it is not possible to force a specific \mathcal{RR} scheduler under which the hypothetical algorithm \mathcal{A} would solve the GATHERING.

Finally, we consider a configuration C of type *iii*), i.e., when the ring is completely occupied by robots. Let us consider the case with $k = n + 1$ robots, i.e., there is exactly one multiplicity. Let us call the vertices in the ring v_1, v_2, \dots, v_n , let the multiplicity be v_1 , occupied by r_1 and r_2 , and the vertices v_2, \dots, v_n occupied by robots r_3, \dots, r_{n+1} , respectively (see Fig. 1.c). Let us consider the sequence of activations $r_2, r_3, \dots, r_{n+1}, r_1$. With such a configuration the only possible move is to go toward one of the two occupied neighbors. Since the robots are not able to distinguish their neighbors, the adversary makes them move all in counterclockwise order, i.e., from v_1 to v_2 , from v_2 to v_3, \dots , from v_n to v_1 . With this configuration, scheduling and movements, the activated robot r_i is always on a multiplicity. Therefore, the movement executed by each robot, just transfers the multiplicity from one vertex to another, thus the configuration always remains with n occupied vertices and GATHERING is unsolvable.

It is worth noting that the provided proofs of cases *i*), *ii*), and *iii*), can be easily extended to any $k > 3$, $k > 3$, and $k > n + 1$, respectively. \square

Other configurations belonging to \mathcal{UC} are presented in the following results.

Theorem III.3. *Let C be a configuration on a 5-ring where $k \geq 5$ robots occupy 3 vertices. If a vertex occupied by a multiplicity is neighboring to another occupied vertex, then the GATHERING problem is unsolvable from C under a \mathcal{RR} scheduler.*

Proof. The proof proceeds by providing a sampling configuration C composed of $k = 5$ robots occupying 3 distinct vertices, and exhaustively considering all the possible movements.

About different positioning of the robots or about the case $k > 5$, similar arguments can be deduced.

From the proof of Theorem III.2, we already know that if the 3 occupied vertices are consecutive, then the GATHERING is unsolvable. Therefore, we consider the only other possible positioning of robots on 3 vertices on a 5-ring, i.e., an occupied vertex v_1 with two empty neighbors v_2 and v_5 , and the other two vertices, v_3 and v_4 , occupied (see, for instance, Fig. 2.a).

Let us consider a configuration with exactly $k = 5$ robots, with one robot r_1 located at v_1 , robots r_2 and r_3 located at v_3 , and robots r_4 and r_5 located at v_4 . Now, we have to consider all the possible movements executed by the robots: *a*) the robot at v_1 moves toward one of its two empty neighbors; *b*) the robots positioned on v_3 and v_4 move toward their occupied neighbor; *c*) a robot among those positioned on v_3 or v_4 moves toward its empty neighbor.

- Considering case *a*), if r_1 is the first robot to move toward one of its neighbors, say v_5 , after such a movement the configuration is composed of 3 consecutive vertices occupied. Let the sequence of activations be r_1, r_2, r_3, r_4, r_5 .

By Theorem III.2 and the movements described therein, with these assumptions, GATHERING is unsolvable;

- Considering case *b*), let the sequence of activations be r_1, r_2, r_4, r_3, r_5 . Since the robots at v_3 and v_4 are activated alternatively, the occupied vertices never change, hence GATHERING is unsolvable;
- Considering case *c*), let r_2 be the first robot to move from v_3 to v_2 . After such a movement, a configuration with 4 consecutive vertices occupied is generated.

Now, if the next movement dictates to move the external robots at v_1 or v_4 toward their empty neighbor, then the configuration does not change, maintaining 4 consecutive vertices occupied or, reaching a configuration with all 5 vertices occupied. In the latter case, a robot can only move toward one of its occupied neighbors, reaching again a configuration with 4 consecutive vertices occupied. Since no other movements are allowed, this loop makes the GATHERING unsolvable.

If, instead, from the configuration with 4 consecutive vertices occupied, the external robots r_1 at v_1 , and r_4 and r_5 at v_4 , have to move toward their occupied neighbor, if r_1 is the first robot to move, such a movement creates a configuration with only 3 consecutive vertices occupied. According to the movements described in the proof of Theorem III.2, we know that from such a configuration GATHERING is unsolvable. If, instead, a different sequence of activations dictates that r_4 and r_5 are the first robots to move, after their movement again a configuration with only 3 consecutive vertices occupied is generated, i.e., GATHERING is unsolvable.

The last possible movement with 4 consecutive vertices, consists in making the robots at v_2 and v_3 , move toward each other or toward v_1 and v_4 , respectively. In both cases, the generated configuration has only 3 vertices occupied divided in two islands, one of size 1 and the other of size 2. Now, since we are in case *c*), the robots from the island of size 2 move toward their empty neighbor, thus creating again the same configuration with 3 vertices occupied. The described movements are only able to generate a configuration with two islands of size 1 and 2, respectively, or a configuration with 4 vertices occupied, hence GATHERING is unsolvable. \square

Details on different positioning of the robots or for $k > 5$ are omitted but can be easily obtained by the provided arguments. Note that, according to the scenario provided in the above proof, in a configuration where there is only one multiplicity located at v_1 and two single robots at v_3 and v_4 , respectively, it is possible to find a solution for the problem.

Corollary III.1. *Let C be a configuration of $k \geq 5$ robots occupying 4 vertices of a 5-ring. The GATHERING problem is unsolvable from C under a \mathcal{RR} scheduler.*

Proof. The proof simply follows by observing that in the proof of Theorem III.3, GATHERING has been proved to be unsolv-

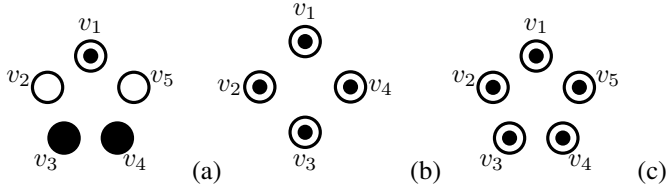


Fig. 2. Configurations used for the proofs of Theorem III.3, Lemma III.2 and Lemma III.3, respectively.

able also for the case of $k = 5$ robots on a 5-ring occupying 4 distinct vertices, given a specific \mathcal{RR} scheduler. \square

All the configurations addressed by Theorem III.2, Theorem III.3, and Corollary III.1, compose the set \mathcal{UC} of unsolvable configurations for the GATHERING problem.

Concerning the DISTINCT GATHERING problem, the proof of case *ii*) of Theorem III.2 still holds, and the only other unsolvable configurations we detected are given by 4 robots on a 4-ring and by 5 robots on a 5-ring.

Lemma III.2. *Let C be a configuration of 4 robots occupying all vertices of a 4-ring. The DISTINCT GATHERING problem is unsolvable from C under a \mathcal{RR} scheduler.*

Proof. Let r_1, r_2, r_3 , and r_4 , be the 4 robots in C occupying vertices v_1, v_2, v_3, v_4 , respectively, on a 4-ring, (see Fig. 2.b). Starting from C , the only movement that any robot can execute is to go toward one of its two neighbors, say r_1 moves toward v_4 . After this movement, the configuration has 3 consecutive vertices occupied. By Theorem III.2, we have that the obtained configuration is unsolvable, hence C is as such. In fact, it is sufficient to choose the sequence r_1, r_4, r_2, r_3 as activation scheduler. The movements dictated by the proof of Theorem III.2 would prevent the robots to ever accomplish the GATHERING. \square

Lemma III.3. *Let C be a configuration of 5 robots occupying all the nodes of a 5-ring. The DISTINCT GATHERING problem is unsolvable from C under a \mathcal{RR} scheduler.*

Proof. When the ring is completely occupied (see Fig. 2.c), the only movement that any robot can execute once activated is to go toward one of its occupied neighbors. After such a movement, the ring is composed of 1 empty vertex and 4 occupied vertices, with one of those being a multiplicity. In the proof of Theorem III.3, we already proven that there exists a \mathcal{RR} scheduler that makes such a configuration unsolvable with respect to the GATHERING problem. Thus, the statement holds. \square

The set \mathcal{UC} for the DISTINCT GATHERING problem is then composed of any n -ring with exactly 3 consecutive vertices occupied by 3 robots and by the configurations composed of a 4-ring or a 5-ring fully occupied.

According to the obtained impossibility results, in the next section we are going to fully characterize both the GATHERING and the DISTINCT GATHERING problems. We provide a

Var	Definition
b4	There is exactly one hole constituted of at most 4 vertices
b5	There is exactly one hole constituted of at least 5 vertices
f	There are no holes
h	There are exactly two holes, one constituted of just 1 vertex, the other of more than 1 vertex
o1	All robots occupy exactly 1 vertex (GATHERING accomplished)
o2	All robots occupy exactly 2 neighboring vertices
o3	All robots occupy exactly 3 consecutive vertices
p	All robots occupy exactly 2 vertices separated by 1 empty vertex

TABLE I
THE BASIC BOOLEAN VARIABLES USED TO DEFINE ALL THE TASKS' PRECONDITIONS.

Sub-Problem	Task	Precondition	Move	Transitions
I_{gv}	T_1	<i>true</i>	m_1	T_1, T_2, T_4, T_5
	T_2	$\mathbf{b4} \vee \mathbf{f}$	m_2	T_1, T_2, T_4
	T_3	$\mathbf{b5}$	m_3	T_2, T_3, T_4
N_{gv}	T_4	\mathbf{h}	m_4	T_4, T_5
O_{gv}	T_5	\mathbf{p}	m_5	T_6, T_7
	T_6	$\mathbf{o3}$	m_6	T_6, T_7
<i>Finalize</i>	T_7	$\mathbf{o2}$	m_7	T_7, T_8
<i>Term</i>	T_8	$\mathbf{o1}$	<i>nil</i>	T_8

TABLE II
SCHEMATIZATION OF ALGORITHM GATHERING FOR SOLVING BOTH THE GATHERING AND THE DISTINCT GATHERING PROBLEMS.

unique resolution algorithm that works for any configuration $C \notin \mathcal{UC}$ for both problems.

IV. GATHERING ON RINGS

The algorithm presented in this paper is designed according to the methodology proposed in [22]. Let us now briefly summarize how an algorithm \mathcal{A} , conceived to solve a generic problem \mathcal{P} , can be designed using that methodology,

Recall that we are considering a model where the robots have very weak capabilities: they can only wake up, take a snapshot of the graph, and based on that observation they can take a deterministic decision. For those reasons, it is better to consider the problem \mathcal{P} as composed of a series of sub-problems such that, each sub-problem, is simple enough to be solved by a "task" executed by one or more robots. Therefore, let us assume that the problem \mathcal{P} is decomposed into simple tasks T_1, T_2, \dots, T_q , where one of them is the *terminal* one, i.e., the one where the robots recognize that the problem \mathcal{P} is solved and they do not execute any other move.

As we previously described, the robots operate following the LCM cycle, hence, they must be able to recognize which task they have to execute according to the configuration that they sense during the LOOK phase. This recognition can be executed by providing \mathcal{A} with a predicate P_i for each task T_i . Once a robot wakes up and perceives that a certain predicate P_i is true, following \mathcal{A} it knows that the task T_i must be

Move	Description
m_1	<i>if r is neighboring one of the biggest holes, then</i> <i>if all the islands are of size 2, then</i> <i>if there is no unique biggest hole, then</i> <i>r moves toward its closest empty vertex</i> <i>else r moves toward its occupied neighbor</i> <i>else if $n-2$ vertices are occupied but not consecutive, then</i> <i>if r is neighboring only one empty vertex, then</i> <i>r moves toward its occupied neighbor</i> <i>else r moves away from the biggest hole</i>
m_2	<i>if both neighbors of r are occupied, then</i> <i>if $n = 6$ and the unique hole has size 1, then</i> <i>if r is not on the farthest vertex from the hole, then</i> <i>r moves away from the hole</i> <i>else r moves toward the hole if any, or toward any direction</i>
m_3	<i>if r admits an empty neighbor x, then</i> <i>r moves toward x</i>
m_4	<i>if r is neighboring the biggest hole and one robot, then</i> <i>r moves toward its occupied neighbor</i>
m_5	<i>r moves toward the other occupied vertex</i>
m_6	<i>if r is neighboring an empty vertex, then</i> <i>r moves toward its occupied neighbor</i>
m_7	<i>r moves toward its occupied neighbor</i>

TABLE III
DESCRIPTION OF THE MOVES FROM THE POINT OF VIEW OF A ROBOT r .

executed in order to solve a sub-problem. Going into more detail, with predicates well-formed, algorithm \mathcal{A} can be used in the `Compute` phase as follows: if once awakened, a robot r executing algorithm \mathcal{A} , detects that a certain predicate P_i is true, then r executes a move m_i associated with the task T_i . For this approach to be valid, each well-formed predicate must guarantee the following properties:

- $Prop_1$: each predicate P_i must be computable on the configuration C sensed by the robot in the `Look` phase;
- $Prop_2$: $P_i \wedge P_j = \text{false}$, for each $i \neq j$; thanks to this property the robots are able to precisely recognize which task to execute, without ambiguity;
- $Prop_3$: for each possible configuration C sensed, there must exist a predicate P_i evaluated true by an activated robot.

To be recognized by the robots, each task T_i requires some *precondition* to be verified. Hence, for the definition of the predicates P_i , we need to define some *basic variables* that capture metric/numerical/ordinal/topological aspects of the configuration C sensed by the robots, that can be evaluated by each activated robot, based solely on the observations made during the `Look` phase.

Let us assume that pre_i is the composition of the variables characterizing the preconditions of T_i , for each $1 \leq i \leq q$. The predicate P_i can then be defined as follows:

$$P_i = \text{pre}_i \wedge \neg(\text{pre}_{i+1} \vee \text{pre}_{i+2} \vee \dots \vee \text{pre}_q) \quad (1)$$

With this definition, we are sure that any predicate satisfies property $Prop_2$.

Let us now consider an execution of algorithm \mathcal{A} , where a task T_i is executed with respect to the current configuration C .

The configuration C' , generated by \mathcal{A} after the execution of task T_i , must be assigned to a task T_j . Then, we can say that algorithm \mathcal{A} can generate a transition from T_i to T_j . The set of all possible transitions of \mathcal{A} determines a directed graph called *transition graph*. Note that the terminal task among T_1, T_2, \dots, T_q , where the problem \mathcal{P} is solved, must be a sink vertex in the transition graph.

In [22], it is shown that the correctness of an algorithm \mathcal{A} designed with the proposed methodology, can be obtained by proving that all the following properties hold:

- H_1 : The transition graph is correct, i.e., for each task T_i , the tasks reachable from T_i by means of transitions are exactly those represented in the transition graph;
- H_2 : Apart for the self-loop induced by a terminal task, all the other loops in the transition graph, including self-loops, must be executed a finite number of times;
- H_3 : With respect to the studied problem \mathcal{P} , no unsolvable configuration is generated by \mathcal{A} .

A. High Level Description of Algorithm GATHERRING

The proposed Algorithm GATHERRING, is designed according to the methodology recalled previously. Following such an approach, the main problem GATHERING is subdivided into a set of sub-problems. Solving all the sub-problems, leads the algorithm to solve the GATHERING.

The first sub-problem that needs to be solved by the robots consists in having a configuration where the robots occupy exactly two distinct islands with only one empty vertex separating them on one side, and more than one empty vertex separating them on the other side. Creating this configuration allows the robots to uniquely identify the same vertex where to solve the GATHERING. This vertex is the empty (single) one separating the two islands. In the following, such a vertex will be called *gathering vertex* and denoted by $\tilde{g}v$.

A different sub-problem consists in moving all the robots toward the two vertices neighboring $\tilde{g}v$, until only those two vertices are occupied. From that point, the next sub-problem requires to have only two neighboring vertices occupied by robots. To reach such a configuration, all the activated robots move toward $\tilde{g}v$ until the only two vertices occupied by robots are $\tilde{g}v$ itself and one of its neighbors. Finally, the last sub-problem makes the robots move toward $\tilde{g}v$ until that is the only vertex occupied by robots, i.e., GATHERING is solved.

B. Description of Sub-problems and Tasks

In this section, we describe all the details of the five sub-problems we defined and the designed tasks to solve each of them. The basic variables we used to define the corresponding preconditions are shown in Table I, whereas Table II shows the corresponding preconditions and transitions. For each task, the movements described are the ones presented in Table III.

The first sub-problem $I_{\tilde{g}v}$ consists in creating a specific configuration where the robots are divided in two islands separated on one side by a hole of size 1, and on the other side by a hole of size at least 2. This configuration allows the robots to uniquely identify the gathering vertex $\tilde{g}v$, hence the

name $I_{\tilde{g}v}$. To solve this sub-problem we need the robots to operate following the designed tasks. For $I_{\tilde{g}v}$, three tasks, T_1 , T_2 and T_3 , are possibly needed.

Task T_1 . Task T_1 activates when the following predicate holds:

$$P_1 = (\text{pre}_1 \equiv \text{true}) \wedge \neg(\text{pre}_2 \wedge \text{pre}_3 \wedge \dots \wedge \text{pre}_8)$$

According to the defined preconditions, see Table II, it follows that the configurations addressed by this task are those admitting at least two holes, and if they have exactly two holes, those holes are both of unitary size or both of size greater than one. In this case, the scheduled robot r wakes up and executes move m_1 .

Only a robot neighboring to one of the biggest holes can move. There are various cases that can occur. In particular, if the islands are all of size 2 and there is no unique biggest hole, then r moves toward its closest empty vertex.

In a different scenario managed by task T_1 , if $n - 2$ vertices are occupied and not consecutive, r can move if it is neighboring to only one empty vertex; the executed movement is directed toward the occupied neighbor.

In any other case, any robot neighboring the biggest hole will move to the opposite direction with respect to such a hole with the goal of increasing its size.

Note that, if there are multiple holes with the same biggest size, they are all considered as the “biggest hole”.

Task T_2 . Task T_2 is activated when there is exactly one hole in the graph of size at most 4, or when there is no hole at all. In the latter case, according to Theorem III.2, of course only DISTINCT GATHERING can be solved. The following predicate holds:

$$P_2 = (\text{pre}_2 \equiv \text{b4} \vee \text{f}) \wedge \neg(\text{pre}_3 \wedge \text{pre}_4 \wedge \dots \wedge \text{pre}_8)$$

If the activated robot r is not neighboring to an empty vertex, then it is able to move executing m_2 . In this case, r moves toward the closest empty hole or, in the case of no holes, it moves toward any direction. The goal of this movement is to create a new hole of size 1.

Task T_3 . In task T_3 , the goal of the algorithm is to create a configuration where, starting with all the robots positioned consecutively, and a unique hole of size at least 5, there are two different islands of robots, where the smallest hole separating them is of size 1. In particular, task T_3 activates when the following predicate holds:

$$P_3 = (\text{pre}_3 \equiv \text{b5}) \wedge \neg(\text{pre}_4 \wedge \text{pre}_5 \wedge \dots \wedge \text{pre}_8)$$

An activated robot r moves executing move m_3 if it is neighboring to an empty vertex x . The movement is directed toward x , attempting to create a new hole of size 1.

The subsequent sub-problem requires to create a configuration where there are exactly two vertices occupied by the robots, separated by a hole of size 1 on one side, and a hole of

size at least 2 on the other side. Focusing on the two occupied vertices neighboring $\tilde{g}v$, we call this sub-problem $N_{\tilde{g}v}$. This sub-problem requires the execution of task T_4 .

Task T_4 . When the robots form exactly two islands with the smallest hole separating them of size 1 and the other one of size at least 2, task T_4 activates. In particular, the predicate that holds is the following:

$$P_4 = (\text{pre}_4 \equiv \text{h}) \wedge \neg(\text{pre}_5 \wedge \text{pre}_6 \wedge \dots \wedge \text{pre}_8)$$

The goal of this task is to position all the robots on exactly two vertices, with one empty vertex in-between them. To achieve such a configuration, an activated robot r executes move m_4 : if r is neighboring a robot and an empty vertex which is part of the biggest hole in the graph, then r moves toward its occupied neighbor. With such a movement, the islands gradually reduce their size until only two vertices are occupied.

Once $N_{\tilde{g}v}$ has been solved, the subsequent sub-problem consists in starting to occupy the gathering vertex $\tilde{g}v$, until only that vertex and one of its neighbors are occupied, hence the name $O_{\tilde{g}v}$. This sub-problem possibly requires the execution of tasks T_5 and T_6 . Note that, until the start of those two tasks, vertex $\tilde{g}v$ is empty which is fundamental for the correct resolution of the GATHERING.

Task T_5 . Task T_5 is activated when all the robots are neighboring $\tilde{g}v$, with $\tilde{g}v$ still empty. Hence, the following predicate holds:

$$P_5 = (\text{pre}_5 \equiv \text{p}) \wedge \neg(\text{pre}_6 \wedge \text{pre}_7 \wedge \dots \wedge \text{pre}_8)$$

In this case, the activated robot r moves in the direction of the other occupied vertex executing move m_5 . In doing so, r becomes the first robot to occupy $\tilde{g}v$.

Task T_6 . After a robot moved according to move m_5 and $\tilde{g}v$ becomes occupied, if 3 consecutive vertices are occupied with $\tilde{g}v$ being the middle one, then task T_6 is executed and the following predicate holds:

$$P_6 = (\text{pre}_6 \equiv \text{o3}) \wedge \neg(\text{pre}_7 \wedge \text{pre}_8)$$

During this task, only the external robots neighboring $\tilde{g}v$ are able to move executing move m_6 : once activated, those robots move toward $\tilde{g}v$, moving forward with the GATHERING onto that vertex.

At the completion of $O_{\tilde{g}v}$, only two neighboring vertices are occupied, with one being what was uniquely identified by the robots as the gathering vertex $\tilde{g}v$. At this point, the two occupied vertices are indistinguishable but, since all the previous movements executed during tasks T_5 and T_6 moved the robots onto $\tilde{g}v$, only the robots positioned on $\tilde{g}v$'s neighbor still have to be activated by the adversary within the same epoch. Therefore, this sub-problem is the *finalization* one, denoted by *Finalize*, which requires the execution of task T_7 .

Task T_7 . Once only two neighboring vertices are occupied, task T_7 is activated and the following predicate holds:

$$P_7 = (\text{pre}_7 \equiv o2) \wedge \neg(\text{pre}_8)$$

The goal of this task is to move all the robots on the same vertex to solve the GATHERING. Hence, the only move that can be executed by the robots is to move toward their occupied neighbor, i.e., once activated they execute move m_7 .

Once the *Finalize* sub-problem has been solved, there is nothing else to do, hence we called the last sub-problem *Term*, since it is the termination stage of the algorithm. The task associated with this sub-problem is task T_8 .

Task T_8 . When the GATHERING has been solved, all the robots occupy the same vertex and task T_8 activates, with the following predicate holding:

$$P_8 = (\text{pre}_8 \equiv o1)$$

During this task, the activated robots recognize that the problem has been solved. Thus, they only execute the *nil* movement that does not change the configuration.

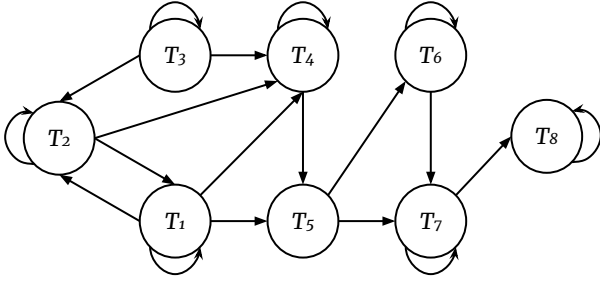


Fig. 3. Transition graph derived from Table II.

V. CORRECTNESS

The predicates used in the algorithm are well-formed since they guarantee that the properties $Prop_1$, $Prop_2$ and $Prop_3$ introduced in Section IV, are all valid. In particular, $Prop_1$ follows from the preconditions presented in Table II; $Prop_2$ is valid because each predicate P_i has been defined according to Eq. 1; $Prop_3$ follows from the definitions of the predicates P_i , e.g., if P_8, P_7, \dots, P_2 are all false, then P_1 holds.

We first provide a specific lemma for each task where we show that the properties H_1 , H_2 , and H_3 , introduced in Section IV, hold. Then, a final theorem, will combine all the lemmata to prove the correctness of GATHERING.

Lemma V.1. *Let C be a solvable configuration in T_1 . From C , in less than n epochs, GATHERING leads to a configuration belonging to T_2 , T_4 , or T_5 .*

Proof. In task T_1 , Algorithm GATHERING selects a robot to move with the general goal of increasing the size of the biggest hole in the system.

H_1 : If there are exactly two holes of size 1 in the ring, once a robot r neighboring a hole is activated at time t , it moves toward its occupied neighbor at time $t' > t$. If at time t robot r was on a multiplicity, then at t' the configuration looks unchanged to the robots, and hence it is still in T_1 ; otherwise, if r was not on a multiplicity, one hole of size 1 at time t becomes a hole of size 2 at t' . Thus, predicate P_4 becomes true and the configuration is in T_4 after at most one epoch.

A special case of two holes of size 1 can happen in a 6-ring where there are two islands, both of size 2. When this happens, the activated robot r , neighboring a hole, moves toward its closest hole. If r was not on a multiplicity before moving, then after the move it creates a new configuration still in T_1 but with an island of size 3 and one of size 1. If, instead, r was on a multiplicity, by r 's movement, a configuration with one single hole of size 1 is created, which is in T_2 .

In the case of rings with more than 6 nodes but admitting only islands of size 2, similarly to the special case of the 6-ring specified before, robots move toward empty vertices, filling the holes and enlarging some island (with the configuration either in T_4 or still in T_1).

In the case of no holes of size 1 or when the islands are not all of size 2, only the robots neighboring any biggest hole can move toward the opposite direction with respect to such a hole. Once one of those robots moves, if it was on a multiplicity, then the new configuration looks unchanged to the robots, and hence it is still in T_1 . If, instead, the moving robot was not on a multiplicity, the biggest hole is enlarged. Hence, in subsequent epochs, either the configuration is still in T_1 but with one biggest hole, or it may fall in T_4 or T_5 .

The case of $n - 2$ vertices not occupied with two islands, one of which of size 1, constitutes a special case where the robot(s) composing the island of size 1 are prevented to move in order to avoid to reach a configuration in T_2 .

H_2 : A robot r moves only if it is neighboring one of the biggest holes in the system. Robot r moves toward the hole either if it is neighboring two different biggest holes, or if all the islands are of size 2.

In the latter case, after one movement, at least one island has changed its size.

In the former case, after one movement, r will “leave behind” a hole of size greater than before, moving toward a hole of smaller size. Thus, this movement has a specific direction. Since the scheduler only activates one robot at a time, each change in the configuration will be detected by the next activated robots. Hence, once a unique biggest hole is created, its neighboring robots will move to gradually increase its size until there are only two holes in the system and the smallest has size 1, i.e., the configuration is in T_4 or T_5 .

The maximum number of epochs of this self-loop, happens when initially there are only islands of size 2 and all the holes have the same size. In such a case, one move is used to change the size of one island, creating a new one of size 3, or splitting one island into two of size 1 both. After the first movement, the islands are not all of size 2 anymore, hence the robots neighboring a biggest hole can move in the opposite direction

in order to increase its size. Moreover, since a hole has now its size decreased, at least one island is neighboring one of the biggest holes on one side and a smaller hole on the other side. Thus, by moving away from the biggest hole, at the end of the first epoch, for sure one unique biggest hole is created.

In each subsequent epoch, the unique biggest hole will increase its size of 2 until one robot's movement creates a configuration with exactly two holes, with one of them of size 1, and the other of greater size. Therefore, in less than n epochs, a configuration in T_4 or T_5 is reached.

H_3 : As the intent of move m_1 is in general to enlarge the biggest hole and leave at least another hole, no configuration with a unique island of size 2, 3, or n , can be generated from T_1 (cf. Theorem III.2). Consequently, also a configuration with 3 or 4 vertices occupied of a 5-ring (cf. Theorem III.3 and Corollary III.1, respectively) is not reachable. \square

Lemma V.2. *Let C be a solvable configuration in T_2 . From C , in at most 1 epoch, GATHERRING leads to a configuration belonging to T_1 or T_4 .*

Proof. In task T_2 , Algorithm GATHERRING selects a robot r to move, only if it is neighboring two occupied vertices. The goal of this task is to create one or two holes.

H_1 : In T_2 the configuration has no holes or only one hole of size at most 4. In the former case, multiplicities are not considered since that would be a configuration in \mathcal{UC} . Therefore, once a robot moves, it creates a hole of size 1, and the configuration is still in T_2 .

Consider now a configuration already admitting a hole. Apart for the special case of a 6-ring, once a robot r with two occupied neighbors decides to move, it moves toward the hole. If r was not on a multiplicity, it creates a new hole of size 1, hence in one epoch the configuration is in T_1 . Instead, if r was on a multiplicity, the configuration does look the same, remaining in T_2 . However, since the movements are directed toward the hole, all the robots occupying the farthest vertex from the hole are ensured to leave such a vertex within one epoch. Once a new hole of size 1 is created, the configuration admits two holes. If both holes have size 1, the obtained configuration belongs to T_1 , otherwise it is in T_4 .

When C concerns a 6-ring with exactly one hole of size 1, move m_2 is slightly different as it concerns robots occupying two specific vertices of the ring. Anyway, in one epoch, it ensures to create a new hole of size 1 and the obtained configuration is in T_1 .

H_2 : If there is a unique hole in the configuration, the movement of robot r is always directed toward a specific direction. Hence, the number of movements while the configuration remains in T_2 is limited by the number of robots involved in the movements. In any case, in one epoch if a robot moves, all the robots occupying the same vertex move, thus creating a new hole of size 1. In case of no holes, as already mentioned, there are no multiplicities, hence there is no self-loop and after one move (hence one epoch) the configuration concerns the previous case.

H_3 : The goal of task T_2 is to create a configuration with two holes. In doing so, no configuration with a unique island of size 2, 3, or n is generated from T_2 (cf. Theorem III.2). Therefore, also a configuration with 3 or 4 vertices occupied on a 5-ring (cf. Theorem III.3 and Corollary III.1, respectively) is not reachable. \square

Lemma V.3. *Let C be a configuration in T_3 . From C , in less than 2 epochs, GATHERRING leads to a configuration belonging to T_2 or T_4 .*

Proof. In task T_3 , Algorithm GATHERRING selects to move one of the most external robots of the unique island (i.e., the robots with one empty neighbor), with the goal of creating a new hole in the configuration.

H_1 : In T_3 , the configuration has a unique hole of size $j \geq 5$. Let us consider a hole of size exactly 5. Once a robot r with one empty neighbor is activated, such a robot moves toward the empty neighbor. If r was on a multiplicity, then the configuration now has only one hole of size 4, hence in one epoch predicate P_2 holds and the configuration is in T_2 . Instead, in the case of r not being part of a multiplicity, once it moves, it creates a new hole of size 1, while reducing the other hole. Hence in one epoch the configuration has two holes, one of size 1 and the other of size 4. Thus, predicate P_4 holds and the configuration is in T_4 .

In the case of the unique hole of size $j \geq 6$, if before moving r was on a multiplicity, after its movement the configuration continues to have a unique hole but of size $j - 1$. Hence, the configuration is still in T_3 . Instead, if r was not on a multiplicity, in one epoch a new hole of size 1 is created and the configuration is in T_4 .

H_2 : The self-loops only happen when the unique hole has size $j \geq 6$. Let us consider a hole of size $j = 7$. Once a robot r part of a multiplicity completes its movement, the unique hole has its size reduced to 6. In the same epoch, another robot r' is selected to move, from "the other side" of the island. Let us say that r' was also part of a multiplicity. Again, after r' completes its movement, the configuration maintains a unique hole and its size is 5. Now, the next robot able to move once activated is r , which is for sure not part of a multiplicity. Hence, after it moves, it creates a new hole and the configuration is not in T_3 anymore. Therefore, in at most 2 epochs, the obtained configuration is either in T_2 or T_4 . Note that the same arguments also hold for any hole of size $j > 7$.

H_3 : In task T_3 , there is a hole of size at least 5. Therefore, the configurations of Theorem III.3 and Corollary III.1 are not considered, since they refer to a 5-ring. Moreover, the goal of task T_3 is to create a hole of size 1 inside the unique island, thus obtaining two different islands. Therefore, with such a movement, no configuration with a unique island of size 2, 3, or n , can be reached from T_3 (cf. Theorem III.2). \square

Lemma V.4. *Let C be a configuration in T_4 . From C , in at most $n - 5$ epochs GATHERRING leads to a configuration belonging to T_5 .*

Proof. In task T_4 , Algorithm GATHERRING selects to move a robot r that, on one side, is neighboring to the biggest hole of C , and on the other side, to an occupied vertex. The movement executed by r is directed toward its occupied neighbor. The goal of such a movement is to reduce the size of the island which r is part of, until there are exactly two occupied vertices, separated by a hole of size 1.

H_1 : In task T_4 , there are exactly two islands, separated by one hole of size 1 and one hole of size greater than 1. The robot r that can move occupies one of the vertices of the borders of an island of size at least 2. Once r moves, if it was part of a multiplicity, then the configuration appears unchanged. Otherwise, the size of the island of which r is part of is reduced of 1. Once the size of both islands becomes 1, the configuration is composed of exactly two vertices occupied by the robots, with a hole of size 1 separating them on one side. Thus, predicate P_5 holds and the configuration is in T_5 .

H_2 : The movement of a robot r always has a specific direction, i.e., toward the hole of size 1. Each movement reduces the size of an island, or reduces the number of robots on the multiplicity occupying one vertex at the border of an island. To exit the self-loop, both islands must have size 1. Let us consider the maximum size of an island. Such size is given by n minus the sum of: the size of the other hole in the system which is at least 2; the size of the other island which is at least 1; the hole of size 1 separating the two islands. Overall, we obtain $n - 4$. Since we want this biggest island to become of size 1, at each epoch the island reduces its size of 1. Thus, in at most $n - 5$ epochs, such a result is accomplished and the configuration is in T_5 .

H_3 : The goal of task T_4 is to increase the size of the biggest hole until the robots are positioned on exactly two vertices (i.e., two islands of size 1) separated by a hole of size 1. Therefore, no configuration with a unique island of size 2, 3, or n , is generated from T_4 (cf. Theorem III.2). Moreover, during such movements, also a configuration with 3 or 4 vertices occupied of a 5-ring (cf. Theorem III.3 and Corollary III.1, respectively) cannot be reached. \square

Lemma V.5. *Let C be a configuration in T_5 . From C , in one movement, GATHERRING leads to a configuration belonging to T_6 or T_7 .*

Proof. In task T_5 , algorithm GATHERRING selects to move a robot r with the goal of creating a configuration with only 2 or 3 consecutive vertices occupied.

H_1 : Let us call the two occupied vertices v_1 and v_3 , separated by an empty vertex v_2 . Once a robot r moves, say from v_1 to v_2 , only two different situations can happen depending on whether v_1 contains a multiplicity or not. If v_1 does not contain a multiplicity, after r 's movement, only the vertices v_2 and v_3 are occupied. Therefore, predicate P_7 holds and the configuration is in T_7 . Otherwise, if r was on a multiplicity, again after r 's movement, all 3 vertices v_1 , v_2 , and v_3 , become occupied. Thus, predicate P_6 holds and the configuration is in T_6 .

H_2 : There are no self-loops from T_5 since after one move, the configuration has a unique island of size 2 or 3.

H_3 : The goal of task T_5 is to create a configuration where there is a unique island with size 2 or 3. The move executed during this task, defines the first movement with which a robot occupies the gathering vertex $g\check{v}$. Note that, for a configuration to be in \mathcal{UC} , it is not enough to have a unique island of size 2 or 3. Together with that, a specific \mathcal{RR} scheduler is needed to make the problem unsolvable. From T_5 , the configuration with only 2 or 3 consecutive vertices occupied can be obtained, as described before, by making one robot r move from v_1 (or v_3). After r 's movement, before such a robot is activated again in a new epoch, all the other robots in the configuration will be activated. Hence, as it will be described later in the proof of task T_7 , they will all move toward v_2 , that is, $g\check{v}$. \square

Lemma V.6. *Let C be a configuration in T_6 obtained from T_5 . From C , in at most 1 epoch, GATHERRING leads to a configuration belonging to T_7 .*

Proof. In task T_6 , only 3 consecutive vertices v_1 , v_2 , and v_3 , are occupied. The robots selected by Algorithm GATHERRING to move are the ones located at v_1 or v_3 . Their movement is directed toward v_2 . Furthermore, since C has been obtained from T_5 , the last robot that moved is the one at v_2 , i.e., v_2 does not contain a multiplicity.

H_1 : Let us say that the robot r selected to move is located at v_1 . If v_1 contains a multiplicity, then after r 's movement the configuration looks the same. Otherwise, only the vertices v_2 and v_3 will be occupied, hence predicate P_7 holds and the configuration is in T_7 . In any case, a configuration in T_7 is reached in at most one epoch since all the robots at v_1 and v_3 get activated by the scheduler and move toward v_2 . Hence the first vertex among v_1 and v_3 that gets empty leads the configuration to T_7 .

H_2 : The number of movements that give the self-loop in T_6 are limited by the number of robots located at v_1 and v_3 . The activated robots at v_1 and v_3 will continue to move toward v_2 until one of such two vertices becomes empty. Hence, in at most one epoch, the obtained configuration is in T_7 .

H_3 : The goal of task T_6 is to reach a configuration with a unique island of size 2. Before reaching C , by Lemma V.5, a robot r' moved from v_1 or v_3 toward v_2 . All the robots that are activated after that movement and before activating r' again, are located at v_1 and v_3 and in T_6 they all would move toward v_2 . With such movements, once the configuration is composed of only two consecutive vertices occupied, all the robots at v_2 have already been activated and the ones located at the other occupied vertex still need to be activated. Therefore, this configuration with such a scheduling is not unsolvable. \square

Lemma V.7. *Let C be a configuration in T_7 obtained from T_5 or T_6 . From C , in at most 1 epoch, GATHERRING leads to a configuration belonging to T_8 .*

Proof. In task T_7 , only two consecutive vertices are occupied. Algorithm GATHERRING will make the robots move toward their occupied neighbor.

H_1 : By assumption, C has been reached from T_5 or from T_6 .

At T_5 , the vertices occupied were v_1 and v_3 , with v_2 empty in-between them. Reaching T_7 from T_5 means that a robot r moved from v_1 or v_3 , toward v_2 . Let us say that r moved from v_1 and now the only two occupied vertices are v_2 and v_3 . Since r at v_2 has just moved, all the robots at v_3 still need to be activated before activating r again. Hence, they will move toward v_2 one by one. The movement executed by a robot r' at v_3 does not change the configuration if v_3 is a multiplicity, otherwise, v_2 becomes the only occupied vertex. Therefore, in at most one epoch, predicate P_8 holds and the configuration is in T_8 , i.e., GATHERING has been solved.

If, instead, we consider that C has been reached from a configuration C' in T_6 , we must recall that, according to Lemma V.6, C' can be reached only from T_5 . This means that if the two occupied vertices are now v_2 and v_3 , all the robots occupying v_2 are those moved as last from v_1 and possibly from v_3 . Therefore, the robot(s) at v_3 still have to be activated before activating again those at v_2 . Once all the robots from v_3 have moved to v_2 , the configuration is in T_8 and the problem is solved.

H_2 : As previously described, the robots that move in this task are all located at the same vertex. Hence, the number of self-loops is limited by the number of robots located at such a vertex. In at most one epoch, the reached configuration is in task T_8 and the problem is solved.

H_3 : With all the previously described movements, the configuration from which the predicate of T_7 is activated for the first time, is reached with a scheduling that activates all the robots from one vertex, before activating those located at the other vertex. Thus, this configuration leads directly to the resolution of the problem since all the activated robots will move toward their neighboring occupied vertex. \square

Theorem V.1. GATHERRING solves the GATHERING and the DISTINCT GATHERING problems for each configuration C not belonging to the corresponding set UC in at most $n-3$ epochs.

Proof. Lemmata V.1-V.7 ensure that properties H_1 , H_2 , and H_3 hold for each task T_1, T_2, \dots, T_7 . All the transitions are those reported in Table II and represented in Fig. 3. It follows that the only possible loop that must be considered is the one involving T_1 and T_2 . On that matter, by Lemma V.1 we have that T_2 is reachable from T_1 only in the specific setting of a 6-ring, where the occupied vertices are divided in two islands of size 2. From the obtained configuration in T_2 after m_1 , the next movement brings the configuration back to T_1 but with two islands of different size. Hence the edge from T_2 to T_1 can be traversed at most once. Therefore, the system goes out of the loop between T_1 and T_2 in finite time.

The correctness of GATHERRING revolves around the fact that once a gathering vertex $\tilde{g}v$ has been identified by the robots (i.e., a configuration in T_5 is reached), in exactly one

epoch the GATHERING problem is solved. In fact, passing through T_6 and T_7 , all the robots move one by one toward $\tilde{g}v$. Once a configuration in T_8 is reached, no robot will move anymore, recognizing that the problem has been solved.

Regarding the time complexity of the algorithm, it is sufficient to put together the results obtained in Lemmata V.1-V.7. First of all, it is worth noting that from T_5 , in at most 2 epochs, GATHERING is solved. This is given by the fact that $\tilde{g}v$ has been identified and, at the next activation, each robot will move toward the same vertex. Those activations can be divided in 2 different epochs depending on when T_5 started.

The task requiring the largest amount of epochs is T_4 . In fact, in T_1 the biggest hole increases its size of 2 in each epoch except of the last one, before obtaining a configuration in T_4 or T_5 . Instead, considering the worst case of T_4 , the biggest hole increases its size of only 1, while the biggest island decreases its size of the same amount. Therefore, starting from any configuration in T_1 , T_2 , T_3 , or T_4 , in at most $n-5$ epochs the configuration is for sure in T_5 . From there, as stated before, in at most 2 more epochs the problem is solved. By Theorem III.2, initial configurations cannot belong to T_6 nor to T_7 . Thus, Algorithm GATHERRING solves the GATHERING problem in at most $n-3$ epochs. \square

It is worth noting that an ideal optimal algorithm in terms of time, brings all the robots toward the same vertex in at least $\lfloor \frac{n}{2} \rfloor$ epochs. To see this, by considering a ring fully occupied, regardless of the position of the gathering vertex, there exists a robot which has to travel a distance of $\lfloor \frac{n}{2} \rfloor$ hops. This can be done in at least $\lfloor \frac{n}{2} \rfloor$ epochs. Therefore, our algorithm is asymptotically optimal.

RUNNING EXAMPLE

In Fig. 4, it is represented a running example of a 6-ring with 5 robots and one multiplicity. In Fig. 4.a the configuration starts in T_1 with two holes, both of size 1, and two islands, both of size 2. In Fig. 4.b, a robot has moved according to m_1 from v_6 to v_1 , bringing the configuration into T_2 with a unique hole of size 1. In Fig. 4.c, after another movement from a robot at v_6 to v_1 , according to m_2 , the configuration is again in T_1 but now the islands are not only of size 2. In Fig. 4.d, the robot at v_3 has moved according to m_1 away from its empty neighbor to increase the size of that hole, bringing the configuration into T_4 with one hole of size 1 and the other hole of size 2. Note that from this configuration, the gathering vertex $\tilde{g}v$ has been recognized by all the robots as v_6 and they will all gather on such a vertex. In Fig. 4.e, the robots at v_2 moved toward v_1 , according to m_4 , to increase the size of the biggest hole, bringing the configuration in T_5 , with all the robots occupying exactly two vertices separated by a hole of size 1. In Fig. 4.f, the robots started moving from v_1 to v_6 , according to m_5 , occupying 3 consecutive vertices and bringing the configuration in T_6 . In Fig. 4.g, the robot at v_5 moved toward v_6 , according to m_6 , bringing the configuration in T_7 , with only two consecutive occupied vertices. Finally, in Fig. 4.h, the robots moved from v_1 toward v_6 , according to m_7 ,

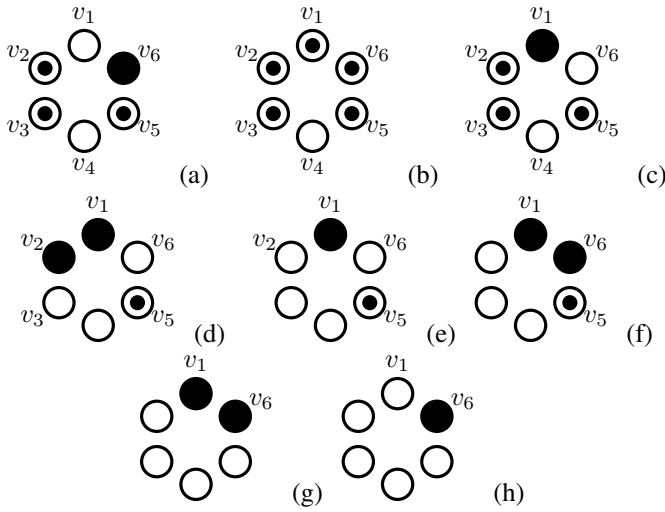


Fig. 4. Running example on a 6-ring with 5 robots and one multiplicity at v_6 .

since such robots are those that remain to be activated within the epoch that started by the time the configuration reached T_5 . By exploiting this peculiarity based on the \mathcal{RR} scheduler, a configuration in T_8 is reached, and the GATHERING is solved.

VI. CONCLUSION

We have studied the GATHERING problem within rings. In particular, first we have shown that under a generic *sequential* (\mathcal{SEQ}) scheduler, GATHERING is unsolvable. Then, we focused on solving the problem under the *Round Robin* (\mathcal{RR}) sequential scheduler, offering a complete characterization and proposing a resolution algorithm. The same algorithm also solves the DISTINCT GATHERING problem when starting from any solvable configuration.

As a future work, it would be interesting to approach the GATHERING problem, under \mathcal{RR} or any other scheduler within \mathcal{SEQ} , also on different graph topologies.

REFERENCES

- [1] Z. Derakhshandeh, S. Dolev, R. Gmyr, A. W. Richa, C. Scheideler, and T. Strothmann, "Brief announcement: amoebot - a new model for programmable matter," in *Proc. 26th ACM Symp. on Parallelism in Algorithms and Architectures (SPAA)*. ACM, 2014, pp. 220–222.
- [2] G. D'Angelo, M. D'Emidio, S. Das, A. Navarra, and G. Prencipe, "Asynchronous silent programmable matter achieves leader election and compaction," *IEEE Access*, vol. 8, pp. 207 619–207 634, 2020.
- [3] A. Navarra and F. Piselli, "Asynchronous silent programmable matter: Line formation," in *Proc. 25th Int'l Symp. on Stabilization, Safety, and Security of Distributed Systems (SSS)*, ser. LNCS, vol. 14310, 2023, pp. 598–612.
- [4] A. Navarra and F. Piselli, "Silent programmable matter: Coating," in *27th Int'l Conf. on Principles of Distributed Systems (OPODIS)*, ser. LIPIcs, vol. 286. Schloss Dagstuhl - Leibniz-Zentrum für Informatik, 2023, pp. 25:1–25:17.
- [5] A. Navarra and F. Piselli, "Coating in SILBOT with one axis agreement," in *Proc. 26th Int'l Symp. on Stabilization, Safety, and Security of Distributed Systems (SSS)*, ser. LNCS, vol. 14931. Springer, 2024, pp. 177–192.
- [6] P. Flocchini, G. Prencipe, and N. Santoro (Eds.), *Distributed Computing by Oblivious Mobile Robots*, ser. Synthesis Lectures on Distributed Computing Theory. Morgan & Claypool Publishers, 2012.

- [7] S. Cicerone, G. Di Stefano, and A. Navarra, "Gathering robots in graphs: The central role of synchronicity," *Theor. Comput. Sci.*, vol. 849, pp. 99–120, 2021.
- [8] G. Di Stefano and A. Navarra, "Optimal gathering of oblivious robots in anonymous graphs and its application on trees and rings," *Distributed Computing*, vol. 30, no. 2, pp. 75–86, 2017.
- [9] G. D'Angelo, G. Di Stefano, R. Klasing, and A. Navarra, "Gathering of robots on anonymous grids and trees without multiplicity detection," *Theor. Comput. Sci.*, vol. 610, pp. 158–168, 2016.
- [10] G. D'Angelo, G. Di Stefano, and A. Navarra, "Gathering asynchronous and oblivious robots on basic graph topologies under the look-compute-move model," in *Search Theory: A Game Theoretic Perspective*. Springer, 2013, pp. 197–222.
- [11] S. Guilbault and A. Pelc, "Gathering asynchronous oblivious agents with local vision in regular bipartite graphs," *Theor. Comput. Sci.*, vol. 509, pp. 86–96, 2013.
- [12] G. Di Stefano and A. Navarra, "Gathering of oblivious robots on infinite grids with minimum traveled distance," *Inf. Comput.*, vol. 254, pp. 377–391, 2017.
- [13] S. Kamei, A. Lamani, F. Ooshita, S. Tixeuil, and K. Wada, "Asynchronous gathering in a torus," in *25th Int'l Conf. on Principles of Distributed Systems (OPODIS)*, ser. LIPIcs, vol. 217. Schloss Dagstuhl - Leibniz-Zentrum für Informatik, 2021, pp. 9:1–9:17.
- [14] K. Bose, M. K. Kundu, R. Adhikary, and B. Sau, "Optimal gathering by asynchronous oblivious robots in hypercubes," in *Proc. 20th Int'l Symp. on Algorithms and Experiments for Sensor Systems, Wireless Networks and Distributed Robotics (Algosensors)*, ser. LNCS, vol. 11410, 2019, pp. 102–117.
- [15] S. Cicerone, G. Di Stefano, and A. Navarra, "On gathering of semi-synchronous robots in graphs," in *Proc. 21st Int'l Symp. on Stabilization, Safety, and Security of Distributed Systems (SSS)*, ser. LNCS, vol. 11914. Springer, 2019, pp. 84–98.
- [16] S. Cicerone, A. Di Fonso, G. Di Stefano, and A. Navarra, "Gathering of robots in butterfly networks," in *Proc. 26th Int'l Symp. on Stabilization, Safety, and Security of Distributed Systems (SSS)*, ser. LNCS, vol. 14931. Springer, 2024, pp. 106–120.
- [17] R. Klasing, A. Kosowski, and A. Navarra, "Taking advantage of symmetries: Gathering of many asynchronous oblivious robots on a ring," *Theor. Comput. Sci.*, vol. 411, pp. 3235–3246, 2010.
- [18] G. D'Angelo, A. Navarra, and N. Nisse, "A unified approach for gathering and exclusive searching on rings under weak assumptions," *Distributed Computing*, vol. 30, no. 1, pp. 17–48, 2017.
- [19] M. D'Emidio, G. Di Stefano, D. Frigioni, and A. Navarra, "Characterizing the computational power of mobile robots on graphs and implications for the euclidean plane," *Inf. Comput.*, vol. 263, pp. 57–74, 2018.
- [20] F. Frei and K. Wada, "Brief Announcement: Distinct Gathering Under Round Robin," in *38th Int'l Symp. on Distributed Computing (DISC 2024)*, ser. LIPIcs, vol. 319. Schloss Dagstuhl - Leibniz-Zentrum für Informatik, 2024, pp. 48:1–48:8.
- [21] P. Flocchini, A. Navarra, D. Pattanayak, F. Piselli, and N. Santoro, "Oblivious robots under sequential schedulers: Universal pattern formation," *arXiv preprint arXiv:2412.10733*, 2024.
- [22] S. Cicerone, G. Di Stefano, and A. Navarra, "A structured methodology for designing distributed algorithms for mobile entities," *Information Sciences*, vol. 574, pp. 111–132, 2021.