

Improving noisy free-energy measurements by adding more noise

Stephen Whitelam^{1,*}

¹*Molecular Foundry, Lawrence Berkeley National Laboratory, 1 Cyclotron Road, Berkeley, CA 94720, USA*

Estimating free-energy differences using nonequilibrium work relations, such as the Jarzynski equality, is hindered by poor convergence when work fluctuations are large. For systems governed by overdamped Langevin dynamics, we propose the counterintuitive approach of *adding* noise in order to increase the precision of such calculations. By introducing additional stochastic fluctuations to the system and rescaling its potential energy, we leave the thermodynamics of the system unchanged while increasing its relaxation rate. For a given time-dependent protocol this modification reduces dissipated work, leading to more accurate free-energy estimates. We demonstrate this principle using computer simulations applied to two model systems. However, the regime of applicability of this strategy is likely limited, because it requires control of the system's potential energy in a way that is feasible in only a few experimental settings.

I. INTRODUCTION

The Jarzynski equality and the Crooks fluctuation theorem provide a way to estimate equilibrium free-energy differences from nonequilibrium work measurements [1, 2]. These relations apply to systems initially at equilibrium and driven out of it by the variation of a set of external control parameters. However, such estimates can be numerically challenging. The Jarzynski equality involves an exponential average, and rare trajectories with atypically small work values contribute disproportionately, making free-energy estimates unreliable unless a large number of trajectories are sampled [3–5]. This problem worsens as the rate of driving increases, because the mean dissipated work $\langle W \rangle - \Delta F$ grows, leading to an exponential increase in the number of trajectories required to estimate the free-energy difference to a given precision. Various strategies have been explored to mitigate this issue, including optimizing control protocols to minimize dissipated work and work fluctuations [6–12].

In this paper we propose an alternative and counterintuitive approach to increasing the precision of free-energy measurements for systems governed by overdamped Langevin dynamics: add noise. By injecting additional stochastic fluctuations into the system and rescaling its potential energy, we can increase the system's relaxation rate without altering its thermodynamics. For fixed driving rate, this modification reduces dissipative work and so suppresses rare-event sampling problems, leading to more precise estimates of ΔF . We demonstrate this effect in two model systems using numerical simulations, showing that this noise-engineering strategy can significantly enhance the accuracy of free-energy calculations. Our results suggest that noise engineering could be a valuable tool for enhancing thermodynamic measurements and computations, and that the notion of optimal control could be broadened to include control of noise, which is now experimentally feasible [13–16], as well as control of the potential.

However, the regime of applicability of this method to experimental free-energy calculations is limited. Noise-injection methods have been demonstrated in various experimental settings, but the method discussed here also depends on our ability to control the system's potential energy, which is feasible in only a few experimental settings. We describe the method in Section II, and apply it to two model systems in Section III. We conclude in Section IV, where we comment on the applicability of the approach to various experimental systems.

II. FREE ENERGIES FROM NONEQUILIBRIUM MEASUREMENTS

Consider a system described by N microscopic coordinates $\mathbf{x} = \{x_i\}$, $i = 1, 2, \dots, N$, possessing an energy function $U(\mathbf{x}, \mathbf{c}(t))$. The vector $\mathbf{c}(t)$ specifies the time evolution of a set of control parameters that will be used to drive the system out of equilibrium. The system is in contact with a heat bath at temperature T (with $\beta \equiv 1/(k_B T)$, where k_B is Boltzmann's constant), and is initially in thermodynamic equilibrium with respect to the energy function $U(\mathbf{x}, \mathbf{c}(0))$.

The system's microscopic coordinates evolve according to the overdamped Langevin equation [17, 18]

$$\dot{x}_i = -\mu \frac{\partial}{\partial x_i} U(\mathbf{x}, \mathbf{c}(t)) + \sqrt{2k_B T \mu} \eta(t), \quad (1)$$

on the time interval $t \in [0, t_f]$. Here μ is the mobility parameter, which sets the basic time scale of the system, and η is a Gaussian white noise with mean $\langle \eta(t) \rangle = 0$ and covariance $\langle \eta(t) \eta(t') \rangle = \delta(t - t')$. The noise η represents the thermal fluctuations inherent to the system.

The dynamics (1) satisfies detailed balance with respect to the temperature parameter β and the energy function U , and so if the system is driven out of equilibrium by the application of a time-dependent protocol $\mathbf{c}(t)$ then it obeys the Crooks [2] and Jarzynski [1, 19] relations

$$P_F(W) e^{-\beta W} = e^{-\beta \Delta F} P_R(-W), \quad (2)$$

* swhitelam@lbl.gov

and

$$\langle e^{-\beta W} \rangle = e^{-\beta \Delta F}. \quad (3)$$

In these equations W is the work done to enact the protocol $\mathbf{c}(t)$,

$$W = \int_0^{t_f} dt \frac{d\mathbf{c}(t)}{dt} \cdot \left(\frac{\partial U(\mathbf{x}, \mathbf{c}(t))}{\partial \mathbf{c}} \right)_{\mathbf{x}}; \quad (4)$$

ΔF is the free-energy difference associated with the initial and final values of the energy function, namely

$$\Delta F = -k_B T \ln \frac{\int d\mathbf{x} e^{-\beta U(\mathbf{x}, \mathbf{c}(t_f))}}{\int d\mathbf{x} e^{-\beta U(\mathbf{x}, \mathbf{c}(0))}}; \quad (5)$$

$P_F(W)$ denotes the probability distribution of work under the forward protocol $\mathbf{c}(t)$; $P_R(-W)$ denotes the probability distribution of the negative of the work under the time-reversed protocol $\mathbf{c}(t_f - t)$ (starting in equilibrium with respect to the potential $U(\mathbf{x}, \mathbf{c}(t_f))$); and the average $\langle \cdot \rangle$ is taken over many independent realizations of the forward protocol.

Equations (2) and (3) allow the extraction of the equilibrium free-energy difference ΔF from the work measured during a set of nonequilibrium experiments. For instance, we can calculate the Jarzynski estimator for $\beta \Delta F$,

$$J = -\ln \left(N_{\text{traj}}^{-1} \sum_{i=1}^{N_{\text{traj}}} e^{-\beta W_i} \right), \quad (6)$$

where i labels trajectories, as well as a measure of the statistical error in this quantity, the variance σ_B^2 of the block average

$$B = N_{\text{block}}^{-1} \sum_{i=1}^{N_{\text{block}}} e^{-\beta W_i}. \quad (7)$$

We can also calculate the number of trajectories required to estimate ΔF to a particular precision, say $0.1 k_B T$, using the formula [7]

$$N_{0.1} = 100 (\langle e^{-2\beta W} \rangle - 1). \quad (8)$$

In Section III we will show for two model systems that rapidly-driven protocols allow only a rough estimate of ΔF .

One way to increase the precision with which we estimate ΔF is to increase the trajectory length t_f and carry out the protocol more slowly. Doing so reduces the dissipated work, which in general allows better convergence of (3) (the illustrative case of Gaussian work fluctuations is discussed in Appendix A). An alternative and counterintuitive way to increase the precision with which we estimate the free-energy difference is to increase the noise present in the system, as we now describe.

If we rescale the energy function $U(\mathbf{x}, \mathbf{c}(t))$ by a factor of $\lambda > 1$, and inject into the system Gaussian white noise

with variance $\sigma^2 = 2k_B T \mu (\lambda - 1)$, the equation of motion (1) becomes

$$\dot{x}_i = -\mu \frac{\partial}{\partial x_i} \lambda U(\mathbf{x}, \mathbf{c}(t)) + \sqrt{2k_B T \mu} \eta(t) + \sigma \zeta(t), \quad (9)$$

where $\langle \zeta(t) \rangle = 0$ and $\langle \zeta(t) \zeta(t') \rangle = \delta(t - t')$. The two noise terms in (10) can be considered an effective Gaussian white noise of variance $2k_B T \mu \lambda$, and so (9) can also be written

$$\dot{x}_i = -\mu \frac{\partial}{\partial x_i} U_\lambda(\mathbf{x}, \mathbf{c}(t)) + \sqrt{2k_B T_\lambda \mu} \eta(t), \quad (10)$$

where the correlations of η are as previously. Eq. (10) is a modification of Eq. (1), and contains a scaled energy function $U_\lambda \equiv \lambda U$ and an effective temperature $T_\lambda \equiv \lambda T$ (and correspondingly an effective temperature parameter $\beta_\lambda \equiv \beta/\lambda$).

The work done carrying out the protocol $\mathbf{c}(t)$ under the new dynamics is

$$W_\lambda = \int_0^{t_f} dt \frac{d\mathbf{c}(t)}{dt} \cdot \left(\frac{\partial U_\lambda(\mathbf{x}, \mathbf{c}(t))}{\partial \mathbf{c}} \right)_{\mathbf{x}}. \quad (11)$$

The Jarzynski equality now reads

$$\langle e^{-\beta_\lambda W_\lambda} \rangle_\lambda = e^{-\beta \Delta F}, \quad (12)$$

where $\langle \cdot \rangle_\lambda$ denotes an average over the λ -modified dynamics, Eq. (9). (In previous equations, the average $\langle \cdot \rangle$ corresponds to the original dynamics, i.e. to the choice $\lambda = 1$.) The quantity in the exponential on the left-hand side of (12) is $-\beta_\lambda W_\lambda$, appropriate for the scaled potential and effective temperature appearing in Eq. (10). The resulting estimate of $\beta \Delta F$ is

$$J_\lambda = -\ln \left(N_{\text{traj}}^{-1} \sum_{i=1}^{N_{\text{traj}}} e^{-\beta_\lambda (W_\lambda)_i} \right). \quad (13)$$

Note that the right-hand sides of (3) and (12) are the same, because the dual modification of adding noise and scaling the potential leaves the thermodynamics of the system unchanged. Indeed, the combination $\beta_\lambda W_\lambda = \beta W$, and so $\beta_\lambda \langle W_\lambda \rangle_\lambda = \beta \langle W \rangle_\lambda$, although we will retain the λ subscripts for clarity.

An alternative view of the modified dynamics can be obtained by rescaling time $t \rightarrow t/\lambda$ in Eq. (10), giving

$$\dot{x}_i = -\mu \frac{\partial}{\partial x_i} U(\mathbf{x}, \mathbf{c}(t/\lambda)) + \sqrt{2k_B T \mu} \eta(t), \quad (14)$$

evolved on the time interval $t \in [0, \lambda t_f]$. Eq. (14) describes a system that involves the original energy function U and temperature T – and so has the original thermodynamics – but where the protocol \mathbf{c} is applied at a rate λ times slower than previously, for a duration λ times longer.

This effective time-rescaled description suggests that the λ -modified dynamics will allow more accurate estimation of $\beta \Delta F$ using the Jarzynski identity than does

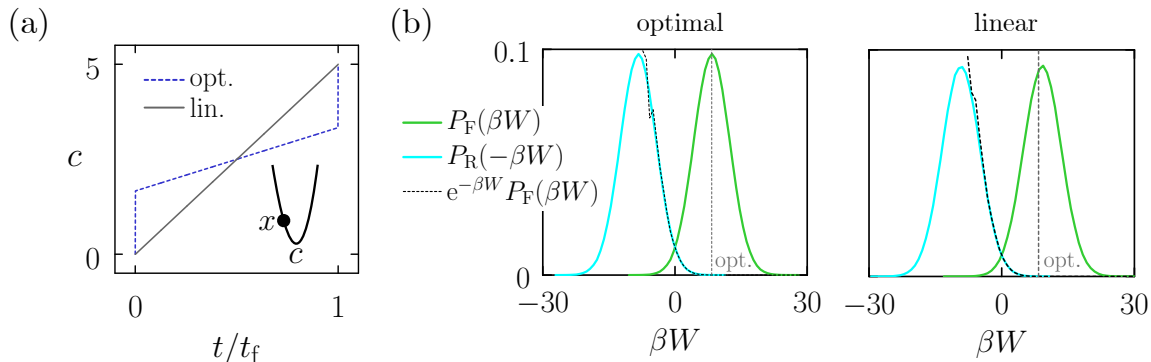


FIG. 1. (a) Work-minimizing (dotted) and linear (solid) protocols for the trap-translation problem of Ref. [6]. The trajectory length is $t_f = 1$. Inset: sketch of the potential (15). (b) Work distributions for these protocols and their time reverse, which obey the Crooks relation (2). The free-energy difference $\Delta F = 0$ can be estimated from the crossing of the distributions. Distributions were calculated using 10^6 independent trajectories. The vertical grey dashed line (opt) indicates the value of $\langle W \rangle$ for the optimal protocol.

the original dynamics. From our understanding of how work scales with trajectory duration [6, 20] we expect the dissipated work $\beta_\lambda \langle W_\lambda \rangle_\lambda - \beta \Delta F$ to decrease with λ , and for large λ to scale as $1/\lambda$. Reducing the dissipated work tends to reduce the variance of the Jarzynski estimator, and so we expect the statistics of $\langle e^{-\beta_\lambda W_\lambda} \rangle_\lambda$ to become increasingly better behaved as λ increases.

Note that (14) is an effective description. The protocol we apply, given in Eq. (9), is the original protocol, and the duration of the experiment is the same as in the original dynamics. Instead, we have modified the original system by rescaling the potential and adding noise.

III. NUMERICAL SIMULATIONS

A. Particle in a trap

To illustrate the numerical challenges of converging Eq. (3) when the timescale t_f is small, consider the first problem of Ref. [6], a model of a colloidal particle in a laser trap. A particle at position x obeys the dynamics (1), with the potential

$$U(x, c(t)) = \frac{k}{2} (x - c(t))^2, \quad (15)$$

sketched in Fig. 1. Here $k = 1$, measured in units of $k_B T$. The objective of the problem is to move the trap center $c(t)$ from an initial position $c(0) = 0$ to a final position $c(t_f) = 5$, in finite time t_f , minimizing the work $\langle W \rangle$ averaged over many realizations of the process. The free-energy change associated with the protocol is $\Delta F = 0$. The protocol that minimizes mean work, which we will call the optimal protocol, has a linear form $c_{\text{opt}}(t) = c_f(t+1)/(t_f+2)$ for $0 < t < t_f$, with jump discontinuities at the start ($t = 0$) and end ($t = t_f$); see Fig. 1(a). This protocol produces mean work

$$\beta \langle W \rangle_{\text{opt}} = c_f^2 / (t_f + 2). \quad (16)$$

For this system the optimal protocol is also the protocol that minimizes the error in estimating (3), and it possesses a Gaussian work distribution [7].

We will also consider the linear protocol $c_{\text{lin}}(t) = (t/t_f)c_f$, shown as a solid line in Fig. 1(a). This protocol produces mean work

$$\beta \langle W \rangle_{\text{lin}} = \frac{c_f^2}{t_f^2} (t_f + e^{-t_f} - 1) \equiv w(t_f), \quad (17)$$

which is slightly larger than that of the optimal protocol for all t_f [6]. For large t_f , both $\beta \langle W \rangle_{\text{opt}}$ and $\beta \langle W \rangle_{\text{lin}}$ go to zero as $\sim k c_f^2 / t_f$.

Here we consider the case $t_f = 1$, where the difference in mean work values between the two protocols is about 10%, with $\beta \langle W \rangle_{\text{lin}} \approx 9.20$ and $\beta \langle W \rangle_{\text{opt}} \approx 8.33$.

In Fig. 1(b) we show the work distributions associated with the optimal and linear protocols (green), and with their time-reversed counterparts (cyan). Distributions were calculated using $N_{\text{traj}} = 10^6$ independent trajectories of Eq. (1), integrated using a first-order Euler scheme with timestep 10^{-5} . The remaining parameters of the equation are $k_B T = \mu = 1$. Consistent with Eq. (2), the distributions cross at a value of work W approximately equal to $\Delta F = 0$. We also show (black dashed) the forward distributions weighted by the quantity $e^{-\beta W}$, which should be equal to the distributions associated with the time-reversed protocol. This is the case, but the comparison can be made over only about half the range of the reverse distribution.

For the optimal protocol we measure $J = 0.24 k_B T$, with $\sigma_B^2 = 59.709$ and $N_{0.1} = 1.5 \times 10^7$ [22]. For this choice of trajectory length, our estimate of ΔF , using the optimal protocol, is accurate to only about a third of a $k_B T$. For the linear protocol we measure $J = -0.45 k_B T$, with $\sigma_B^2 = 5652.6$ and $N_{0.1} = 0.4 \times 10^7$.

We next show that the noise-injection procedure described in the previous section allows us to estimate ΔF for the trap system with better precision than can be

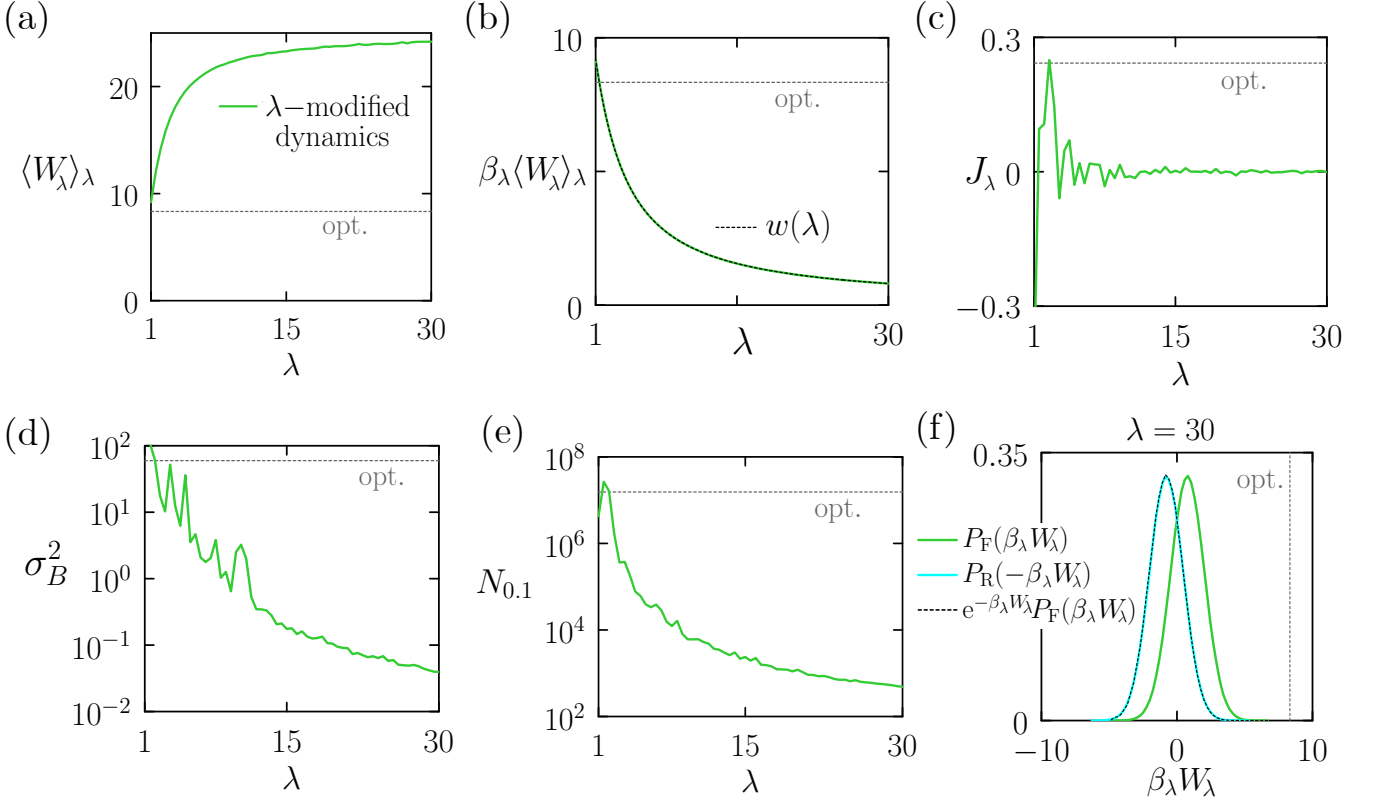


FIG. 2. Trap-translation model using the linear protocol within the λ -modified dynamics (9) (green lines). The trajectory duration is $t_f = 1$, as in Fig. 1. Dashed lines labeled “opt” correspond to the optimal protocol used within the original dynamics (for which $\lambda = 1$). (a) Mean work $\langle W_\lambda \rangle_\lambda$, in units of $k_B T$, as a function of λ . (b) Mean work $\beta_\lambda \langle W_\lambda \rangle_\lambda$ as a function of λ . As expected from the arguments connecting Eq. (9) and Eq. (14), this quantity behaves as $\beta \langle W \rangle$ for the original dynamics, Eq. (1), if the protocol is imposed λ times more slowly for λ times longer. The function w is given by Eq. (17). (c) Free-energy estimator (13). (d) Variance of the block average (7), using $N_{\text{block}} = 100$. (e) Number of trajectories (8) required to estimate ΔF to a precision $0.1 k_B T$. (f) Work distributions for forward and reverse protocols, for $\lambda = 30$; compare the original dynamics of Fig. 1(b). Averages and distributions are calculated using $N_{\text{traj}} = 10^6$ trajectories.

achieved using the optimal protocol. In the λ -modified dynamics of Eq. (9) we use the linear protocol, because it is easier to quantify the notion of an effective time rescaling if the protocol is smooth. We use the same trajectory length ($t_f = 1$) as before.

In Fig. 2 we show results obtained using the λ -modified dynamics (green lines), together with those obtained using the optimal protocol. Panel (a) shows that the mean work $\langle W_\lambda \rangle_\lambda$ increases with λ , as might be expected from the use of an energy function λ times larger than the original. The new dynamics is more costly energetically than the original dynamics, even without accounting for the energy required to inject the added noise.

However, consistent with our expectation from the previous section, the combination $\beta_\lambda \langle W_\lambda \rangle_\lambda$ decreases with increasing λ , because the system behaves as if it is subject to a slowed-down version of the original protocol. This decrease is shown in Fig. 2(b). Indeed, we see that

$$\beta_\lambda \langle W_\lambda \rangle_\lambda = w(\lambda), \quad (18)$$

where the function w is defined in Eq. (17), confirming

that the λ -modified system behaves like the original system to which we have applied the protocol λ times more slowly, for λ times longer.

Panels (c–e) shows that the estimate of ΔF , using Eq. (13), becomes increasingly precise as λ increases. The estimator J_λ converges to $\beta \Delta F \approx 0$, and the error measures σ_B^2 and $N_{0.1}$ decrease by orders of magnitude. For fixed trajectory time $t_f = 1$, the λ -modified dynamics (using a simple linear protocol) allows us to estimate ΔF with much higher precision than does the original dynamics using the optimal protocol.

In Fig. 1(f) we show the work distributions equivalent to Fig. 1(b), now for the linear protocol with $\lambda = 30$. The work distributions resulting from forward (green) and time-reversed (cyan) protocols cross at $\Delta F \approx 0$. The crossing point is closer to the typical values of the two distributions than in the plots of Fig. 1(b), and so can be estimated with greater accuracy. The forward distribution weighted by the quantity $e^{-\beta_\lambda W_\lambda}$ (black dashed) overlaps with the distribution obtained from the time-reversed protocol, for a much larger range than can be

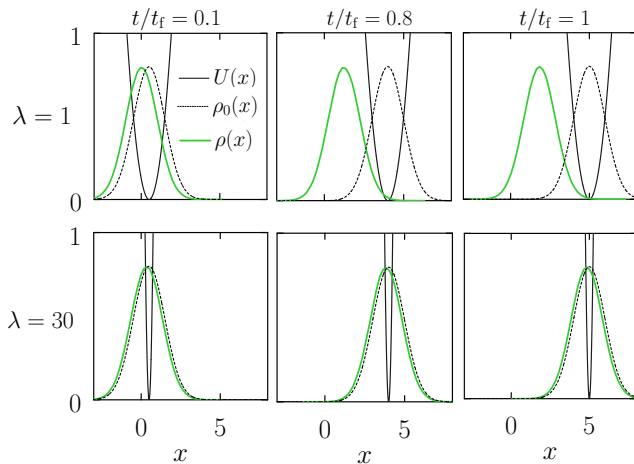


FIG. 3. Time-ordered snapshots for the trap-translation problem of Ref. [6], using the linear protocol within the modified dynamics (9). The case $\lambda = 1$ (top) corresponds to the original dynamics (3). The case $\lambda = 30$ (bottom) corresponds to a system to which additional noise has been added and the trap potential rescaled. For the two cases we show the potential (15) (black), the associated Boltzmann distribution (black dashed), and the distribution of particle positions calculated using 10^6 independent trajectories (green).

determined in Fig. 1(b).

In Fig. 1(f), the vertical dotted line denotes the value of $\beta\langle W \rangle_{\text{opt}} \approx 8.33$, which is much larger than the mean value $\beta_\lambda \langle W_\lambda \rangle_\lambda \approx 0.8$ obtained using the λ -modified dynamics. For the latter, for $\lambda = 30$, the estimate of $\beta\Delta F$ obtained using the Jarzynski equality is $J_\lambda \approx -0.000931229$, with error parameters $\sigma_B^2 \approx 0.0394953$ and $N_{0.1} \approx 400$. Injecting noise has therefore increased the precision with which we can estimate ΔF using the Jarzynski equality.

The microscopic underpinning of this enhanced precision is illustrated in Fig. 3. There we show time-ordered snapshots of the instantaneous particle-position distribution $\rho(x, t)$, together with the potential $U(x, c(t))$ and the associated Boltzmann distribution

$$\rho_0(x, t) = \frac{e^{-\beta U(x, c(t))}}{\int dx' e^{-\beta U(x', c(t))}}. \quad (19)$$

For the case $\lambda = 1$, corresponding to the original dynamics, the protocol results in a far-from-equilibrium dynamics. For the case $\lambda = 30$, the system remains close to equilibrium throughout the transformation. In the latter case the dissipated mean work $\beta_\lambda \langle W_\lambda \rangle_\lambda - \beta\Delta F$ is smaller, and the resulting free-energy estimate more accurate. The snapshots illustrate the fact that adding noise to the system increases its relaxation rate, and scaling the potential accordingly leaves the thermodynamics of the system unchanged.

B. Information erasure

In this section we consider a nonlinear protocol in which a double-well potential is changed into a single-well one, a form of information erasure, with a consequent increase in the free energy of the system. The potential appearing in Eqs. (3) and (13) is now

$$U(x, c(t)) = \frac{1}{2}(x - \text{sgn}(x - c_0(t))c_1(t))^2 \quad (20) \\ + c_0(t)c_1(t)(\text{sgn}(x - c_0(t)) + \text{sgn}(c_0(t))),$$

in units of $k_B T$. This potential, borrowed from Ref. [21], is parameterized by the coefficients $c(t) = (c_0(t), c_1(t))$. It has in general a double-well form, shown in Fig. 4, where c_0 tunes the asymmetry and c_1 the barrier height. We start with a symmetric double well parameterized by $c = (0, 5)$, and impose the basic protocol of Ref. [21] (we omit the final-time restoration of the double-well form of the potential). This protocol squeezes the double wells together and translates the resulting single well to the left, as shown in Fig. 4. In Fig. 5(a) we show the protocol $c(t)$.

In Fig. 5(b) we show the mean fraction of particles that at time $t_f = 1$ are found to the left of the origin. Averages are computed over 10^5 independent trajectories of the λ -modified dynamics (9), with $\lambda = 1$ corresponding to the case of the original dynamics. Particles begin in thermal equilibrium with respect to the double-well form of the potential, and so with equal likelihood begin either side of the origin (see Fig. 4). The imposed protocol is designed

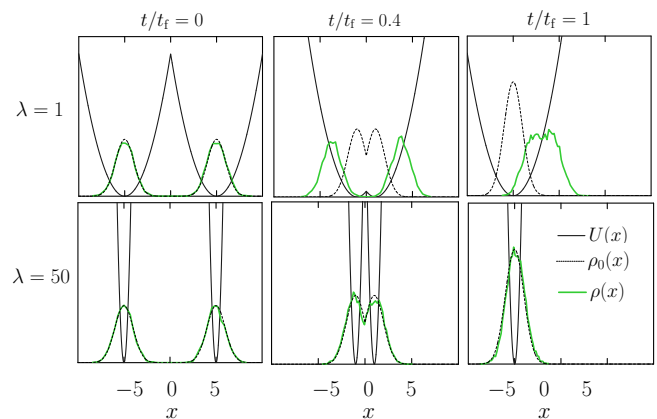


FIG. 4. Information erasure: a double-well potential is transformed to a single-well one, in time $t_f = 1$, with a consequent increase in the free energy of the system of $\Delta F = k_B T \ln 2$. We show time-ordered snapshots for the erasure protocol within the modified dynamics (9). The case $\lambda = 1$ (top) corresponds to the original dynamics (3). The case $\lambda = 50$ (bottom) corresponds to a system to which additional noise has been added and the potential scale increased. For the two cases we show the potential (15) (black), the associated Boltzmann distribution (black dashed), and the distribution of particle positions calculated using 10^5 independent trajectories (green).

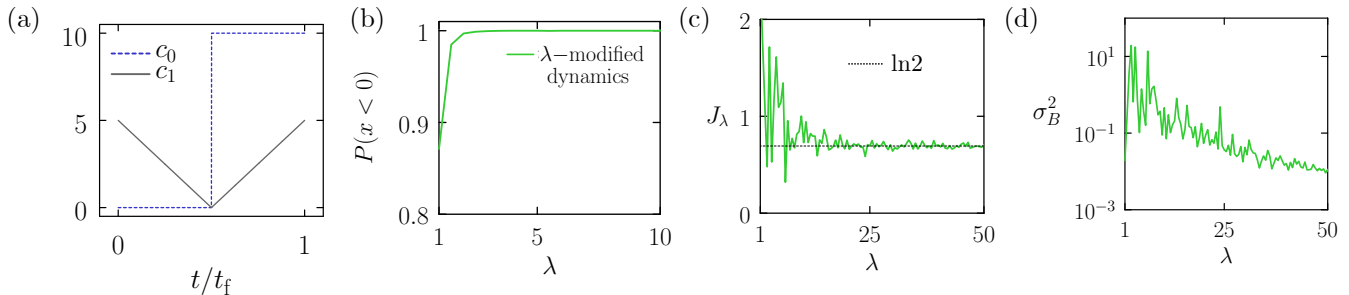


FIG. 5. Erasure using the basic protocol of Ref. [21] within the λ -modified dynamics (9). (a) Time-dependent protocol $c(t)$. (b) Probability of successful erasure as a function of λ . (c) Free-energy estimator (13). (d) Variance of the block average (7). Averages are calculated using 10^5 independent trajectories.

to bring the particle to the left of the origin, regardless of its starting state, so erasing the information contained in the starting state. However, for the chosen trajectory length $t_f = 1$, the particle cannot respond rapidly enough to the driving, and erasure is only about 87% successful.

One way to make erasure more effective is to impose a more efficient protocol $c(t)$ [23–25]; another is to increase λ . As shown in the figure, increasing λ increases the erasure probability, which reaches unity for $\lambda \gtrsim 3$. The system behaves as if the erasure protocol were imposed more slowly, allowing the particle to more closely follow the potential as it changes. This effect can be seen in Fig. 4.

As before, increasing λ also allows us to estimate $\beta\Delta F$ accurately, even for the short trajectory length $t_f = 1$. The energy barrier separating the initial double wells is $c_1(0)^2/2 = 12.5$, in units of $k_B T$, and so the free-energy difference between initial and final forms of the potential is, to a very good approximation, $\beta\Delta F = \ln 2$. This result is closely related to the Landauer observation that erasing one bit of information at temperature T costs at least $k_B T \ln 2$ units of work [26, 27]. We show, in panels (c) and (d) of Fig. 5, that as λ increases the free-energy estimator J_λ tends to $\ln 2$ and the block-average variance σ_B^2 diminishes. The faster relaxation engineered by the added noise allows the particle to remain close to equilibrium throughout the transformation, reducing the dissipated work and the fluctuations associated with the Jarzynski free-energy estimator.

IV. CONCLUSIONS

Estimating free-energy differences from nonequilibrium work measurements is often hindered by large work fluctuations, which impair the convergence of the Jarzynski equality. Existing approaches to improving convergence include reducing the protocol driving rate, or designing protocols that reduce dissipated work or work fluctuations.

Here we have proposed the alternative and counterintuitive strategy of *adding* noise to the system in order

to enhance the precision of free-energy estimates. By introducing additional stochastic fluctuations and rescaling the system’s potential energy, we can increase the system’s relaxation rate without changing its thermodynamics, and so reduce the magnitude of work fluctuations and suppress rare-event sampling issues. Using numerical simulations of model systems, we have demonstrated that this approach significantly improves the accuracy of free-energy estimates.

However, the practical applicability of this method is limited, because it depends on our ability to effect a uniform scaling of the potential energy landscape. This is not feasible in many settings, such as experiments involving single biomolecules. We can exert *some* control over a biomolecule’s potential energy landscape, such as by adding NaCl to a solution containing DNA, but not to the required degree. Systems involving rigid particles in optical traps [13–15] and thermodynamic computers [16] *do* satisfy our requirements: external noise can be added to these systems, and the potential energy scaled in the required way. For instance, the method could be used with thermodynamic computers [16, 28] as a way to accurately calculate the integrals in (5), with $U(\mathbf{x}, c(0))$ corresponding to a simple reference state and $e^{-\beta U(\mathbf{x}, c(t_f))}$ the desired integrand. However, for particle-in-trap systems we usually know the free energies of the relevant states, making the method redundant (in this case the method could be used to simply enact a given protocol more quickly [29]).

In general terms, our results indicate that noise engineering could be a valuable tool for enhancing thermodynamic measurements and computations, and suggest that the notion of optimal control could be broadened to include control of noise, which is now experimentally feasible, as well as control of the potential.

V. ACKNOWLEDGMENTS

I thank Corneel Casert for comments on the paper. This work was performed at the Molecular Foundry at Lawrence Berkeley National Laboratory, supported by

the Office of Basic Energy Sciences of the U.S. Department of Energy under Contract No. DE-AC02-05CH11231.

Appendix A: Insight into the convergence of Eq. (3) assuming Gaussian work statistics

The convergence properties of the Jarzynski equality, Eq. (3), can be understood in a general sense by assuming that the work distribution $P_F(W)$ is Gaussian with mean $\langle W \rangle$ and variance σ^2 . In this case the expectation in (3) can be written

$$\begin{aligned} \langle e^{-\beta W} \rangle &= e^{-\beta \langle W \rangle + \frac{1}{2} \sigma^2 \beta^2} \\ &\times \frac{1}{\sqrt{2\pi\sigma^2}} \int_{-\infty}^{\infty} dW e^{-\frac{1}{2\sigma^2} (W - \langle W \rangle + \sigma^2 \beta)^2}. \end{aligned} \quad (\text{A1})$$

Two things are apparent from Eq. (A1). First, in order to evaluate the integral by trajectory sampling, we must collect good statistics at the atypical work value

$W_0 = \langle W \rangle - \sigma^2 \beta$ that dominates the integral. This value occurs with probability $P_F(W_0) \sim e^{-\sigma^2 \beta^2 / 2}$, meaning that for good sampling of (3) we must generate a number of trajectories $N_{\text{traj}} \sim P_F(W_0)^{-1}$ that increases exponentially with the variance σ^2 . Second, by equating the right-hand side of (3) with the right-hand side of (A1) (noting that the second line is unity), we see that

$$\beta \sigma^2 = 2(\langle W \rangle - \Delta F), \quad (\text{A2})$$

which means that the work distribution $P_F(W)$ with the smallest variance corresponds to the distribution with the smallest mean dissipated work $\langle W \rangle - \Delta F$ [7].

For the trap-translation problem considered in the main text, the minimum-work protocol has Gaussian work statistics, and is the protocol that ensures best convergence of (3) [7]. In general, work distributions are not exactly Gaussian, and so the protocol that ensures best convergence of (3) is not necessarily the protocol with the smallest mean dissipated work.

-
- [1] C. Jarzynski, Physical Review Letters **78**, 2690 (1997).
 - [2] G. E. Crooks, Physical Review E **60**, 2721 (1999).
 - [3] C. Jarzynski, Physical Review E **73**, 046105 (2006).
 - [4] G. Hummer and A. Szabo, Proceedings of the National Academy of Sciences **107**, 21441 (2010).
 - [5] C. M. Rohwer, F. Angeletti, and H. Touchette, Physical Review E **92**, 052104 (2015).
 - [6] T. Schmiedl and U. Seifert, Physical Review Letters **98**, 108301 (2007).
 - [7] P. Geiger and C. Dellago, Physical Review E **81**, 021127 (2010).
 - [8] S. Vaikuntanathan and C. Jarzynski, Physical Review Letters **100**, 190601 (2008).
 - [9] S. Blaber and D. A. Sivak, The Journal of Chemical Physics **153** (2020).
 - [10] M. Arrar, F. M. Boubeta, M. E. Szretter, M. Sued, L. Boechi, and D. Rodriguez, Journal of Computational Chemistry **40**, 688 (2019).
 - [11] S. A. Loos, S. Monter, F. Ginot, and C. Bechinger, Physical Review X **14**, 021032 (2024).
 - [12] A. Zhong and M. R. DeWeese, Physical Review E **106**, 044135 (2022).
 - [13] I. A. Martinez, E. Roldan, J. M. R. Parrondo, and D. Petrov, Physical Review E **87**, 032159 (2012).
 - [14] M. Chupeau, B. Besga, D. Guery-Odelin, E. Trizac, A. Petrosyan, and S. Ciliberto, Physical Review E **98**, 010104 (2018).
 - [15] T. K. Saha, J. Ehrich, M. Gavrillov, S. Still, D. A. Sivak, and J. Bechhoefer, Physical Review Letters **131**, 057101 (2023).
 - [16] M. Aifer, K. Donatella, M. H. Gordon, S. Duffield, T. Ahle, D. Simpson, G. Crooks, and P. J. Coles, npj Unconventional Computing **1**, 13 (2024).
 - [17] N. G. Van Kampen, *Stochastic processes in physics and chemistry*, Vol. 1 (Elsevier, 1992).
 - [18] S. Ciliberto, Physical Review X **7**, 021051 (2017).
 - [19] C. Jarzynski, The European Physical Journal B **64**, 331 (2008).
 - [20] T. Van Vu and Y. Hasegawa, Physical Review Letters **126**, 010601 (2021).
 - [21] S. Dago, S. Ciliberto, and L. Bellon, Proc. Nat. Acad. Sci. **120**, e2301742120 (2023).
 - [22] The work distribution for the optimal protocol is Gaussian, and so $N_{0.1} = 100(e^{2\beta \langle W \rangle} - 1) \approx 1.7 \times 10^9$. Numerical calculation of the exponential average is highly imprecise for the pulling rate considered.
 - [23] K. Proesmans, J. Ehrich, and J. Bechhoefer, Physical Review E **102**, 032105 (2020).
 - [24] P. R. Zulkowski and M. R. DeWeese, Physical Review E **89**, 052140 (2014).
 - [25] N. Barros, S. Whitlam, S. Ciliberto, and L. Bellon, arXiv preprint arXiv:2409.15050 (2024).
 - [26] R. Landauer, IBM journal of research and development **5**, 183 (1961).
 - [27] C. H. Bennett and R. Landauer, Scientific American **253**, 48 (1985).
 - [28] T. Conte, E. DeBenedictis, N. Ganesh, T. Hylton, J. P. Strachan, R. S. Williams, A. Alemi, L. Altenberg, G. Crooks, J. Crutchfield, *et al.*, arXiv preprint arXiv:1911.01968 (2019).
 - [29] S. Whitlam, arXiv preprint arXiv:2410.12211 (2024).