

Fast Geographic Routing in Fixed-Growth Graphs

Ofek Gila¹[0009–0005–5931–771X], Michael T. Goodrich¹[0000–0002–8943–191X],
Abraham M. Illickan¹[0009–0006–4410–7098], and
Vinesh Sridhar¹[0009–0009–3549–9589]

University of California, Irvine, USA
{ogila,goodrich,vineshs1,aillicka}@uci.edu

Abstract. In the 1960s, the social scientist Stanley Milgram performed his famous “small-world” experiments where he found that people in the US who are far apart geographically are nevertheless connected by remarkably short chains of acquaintances. Since then, there has been considerable work to design networks that accurately model the phenomenon that Milgram observed. One well-known approach was Barabási and Albert’s *preferential attachment* model, which has small diameter yet lacks an algorithm that can efficiently find those short connections between nodes. Jon Kleinberg, in contrast, proposed a small-world graph formed from an $n \times n$ lattice that guarantees that greedy routing can navigate between any two nodes in $\mathcal{O}(\log^2 n)$ time with high probability. Further work by Goodrich and Ozel and by Gila, Goodrich, and Ozel present a hybrid technique that combines elements from these previous approaches to improve greedy routing time to $\mathcal{O}(\log n)$ hops. These are important theoretical results, but we believe that their reliance on the square lattice limits their application in the real world. Indeed, a lattice enforces a fixed integral *growth rate*, i.e. the rate of increase in the number of nodes at some distance ℓ reachable from some node u . In this work, we generalize the model of Gila, Ozel, and Goodrich to any class of what we call *fixed-growth* graphs of dimensionality α , a subset of *bounded-growth* graphs introduced in several prior papers. We prove tight bounds for greedy routing and diameter in these graphs, both in expectation and with high probability. We then apply our model to the U.S. road network to show that by modeling the network as a fixed-growth graph rather than as a lattice, we are able to improve greedy routing performance over all 50 states. We also show empirically that the optimal clustering exponent for the U.S. road network is much better modeled by the dimensionality of the network α than by the network’s size, as was conjectured in a previous work.

Keywords: small worlds · random graphs · bounded-growth graphs

1 Introduction

In a series of experiments in the 1960s, Stanley Milgram explored what is now known as the *small-world phenomenon* [39, 46]. Milgram asked random volunteers across the United States to send messages to each other by mail. If a participant did not know the designated final recipient, they were instructed to send the message to a friend or family member they judged more likely to know the intended recipient. Remarkably, Milgram found that it took a median of only six hops for the messages to reach their final destination despite the vast geographic distances between participants.

Milgram’s groundbreaking work spurred a field of research that seeks to model the small-world phenomenon, finding networks that capture the following observations that he made. First, the network must be tightly connected, linking arbitrary pairs of nodes with a short chain of connections. Second, the network must admit an efficient greedy algorithm that allows nodes to find such short chains with just their local knowledge. Third, links should be formed in a way that models how social connections are made in the real world.

1.1 Kleinberg’s Model and Extensions

The most well-known model of the small-world phenomenon was described by Kleinberg [28]. Similar to the earlier Watts and Strogatz model [48], Kleinberg envisions the social network as a two-dimensional lattice, in which individuals have local connections to the nodes adjacent to them in the lattice as well as “long-range” contacts to randomly chosen other nodes. Kleinberg showed that the graph enables a greedy routing protocol in expected $\mathcal{O}(\log^2 n)$ hops (where the graph is an $n \times n$ lattice). These greedy routing results were impressive, but the model itself was not realistic—each node had the same degree. In contrast, we observe in real-world data that node degree generally follows a power law distribution. As such, the perfect lattice structure was not correlated with real population density, and the $\mathcal{O}(\log^2 n)$ hop bound of Kleinberg’s model, which was later shown to be tight [38], is not small enough to explain Milgram’s results.

A recent paper by Goodrich and Ozel [22] sought to address these limitations by creating a model where node degrees are drawn from a power law distribution while the average degree remains constant. They tested their model on road networks of all 50 U.S. states as a better proxy for population density. While they found that their model performed well enough *empirically* to explain Milgram’s experiments, they did not provide any theoretical results.

Even more recently, Gila, Ozel, and Goodrich provided some theoretical motivation for these empirical results, showing how a simpler model comprised of two types of nodes, normal nodes and *highway nodes*, could perform greedy routing using only $\mathcal{O}(\log n)$ hops in expectation [21]. Highway nodes contain long-range contacts to other highway nodes, forming a highway subgraph, \mathcal{H} . They have higher degrees than normal nodes, but were sparse enough such that the graph’s average degree was still a constant. They showed how results for their simpler model can be used to show good, namely $\mathcal{O}(\log^{1+\varepsilon} n)$, greedy routing

time for similar graphs with a power law degree distribution. However, they only proved their results for perfect two-dimensional lattices, and showed that there was a gap between their expected greedy routing time to the best possible lower bound. Further, they did not provide high probability bounds on their greedy routing time, nor did they provide bounds on the diameter.

Other Small-World Models. There is a rich body of related work on small-world models, including work in other topologies, preferential attachment models, and other classical results. We review this material in Appendix A.

1.2 Dimensionality in Graphs

Most theoretical results proved for Kleinberg’s model and its extensions assume that the underlying network, before adding long-range contacts, is a lattice \mathcal{L} [21, 28, 38]. Some work even considers lattices of different dimensions, showing that the optimal *clustering coefficient*, a parameter that influences choice in long-range contacts, is the dimension of the lattice [38]. One limitation of the recent results with power law degree distributions is that since they assume the underlying network behaves like a two dimensional lattice, they use a value of two for the clustering coefficient [21, 22]. The experimental paper by Goodrich and Ozel [22] tested different coefficients for two U.S. states and found that the best value for each of them was different, and both much closer to 1.5. They conjectured that the difference is related to the size of the state. Inspired by their results, we are interested in this paper on a notion of “dimensionality” that we could apply to more general graphs than lattices, including road networks, to give more insight into their behavior as small worlds.

One of the earliest notions of graph dimensionality was developed by Erdős, Harary, and Tutte [15]. They define a dimension of a graph \mathcal{G} geometrically: the smallest d such that G can be embedded in d -dimensional Euclidean space such that all edges are of unit distance. Another notion popular in the study of networks is the *doubling dimension* [1, 9, 10, 23, 31, 32]. A metric space is doubling if there is some constant λ such that any ball of size r can be covered by the union of λ balls of size $r/2$. Abraham, Fiat, Goldberg, and Werneck introduced the *highway dimension* of a graph, providing a unified framework for understanding shortest-path algorithms [2]. A graph has small highway dimension if, for some set of *access nodes* S_r such that all shortest paths of length $> r$ include a vertex of r , every ball of size $\mathcal{O}(r)$ contains some elements of S_r . Work has also been done to translate the study of *fractal dimensions* of geometric objects, such as the Hausdorff or box counting dimensions, to studying complex networks. Fractal dimensions model graphs of “non-integral” growth. See [40] for a survey of fractal dimensions and their application to networks.

We are more interested, however, in the body of work that studies graphs with some limitation on the rate of “growth” of the graph, the rate of increase in the number of nodes in a ball of radius ℓ around any node u , is bounded by some function of ℓ [3, 6, 8, 18, 20, 25, 33, 34]. For example, some enforce a

bounded-growth requirement, that the size of a ball of radius ℓ around any node contain at most $\mathcal{O}(\ell^\alpha)$ nodes for some constant α . Our work considers a subset of such bounded-growth graphs with a slightly stricter requirement. We consider the family of **fixed-growth** graphs \mathcal{F} , where the number of nodes in balls of radius ℓ around any node is both lower and upper bounded by values in $\Theta(\ell^\alpha)$ for reasonable values of ℓ , where α can be considered the dimensionality of the graph. Lattices of any dimension α are examples of fixed-growth graphs.

A paper by Duchon, Hanusse, Lebhar, and Schabanel extends Kleinberg’s results to more general graphs following a similar requirement [14]. In that paper, however, they were only able to show that greedy routing runs in some polylogarithmic time, without determining the specific exponent, achieving worse results than Kleinberg’s let alone those of more recent papers.

1.3 Our Results

In this paper, we extend on the theoretical work of Gila, Ozel, and Goodrich [21], providing tight bounds on greedy routing time and diameter. Further, in addition to greedy routing results *in expectation*, we provide results for greedy routing with high probability. We prove all these results for a more general class of graphs, fixed-growth graphs.

We motivate our use of the fixed-growth model with empirical results on U.S. road networks, showing how by modeling U.S. road networks as fixed-growth graphs we are able to pick clustering coefficients that perform much better than by just assuming a lattice structure. Further, we show how our notion of fixed-growth dimensionality is a much better indicator of the optimal clustering coefficient than the size of the network, as was conjectured in [22].

We believe that by extending the results of Gila *et al.* to fixed-growth graphs, our work enables more accurate analyses of phenomena modeled using small-world graphs such as disease spread [7, 16, 35, 41, 47], decentralized peer-to-peer communication [24, 36, 37, 42, 43, 45, 49], and gossip protocols [26, 27].

2 Definitions

In general, small-world models take an existing undirected connected graph G , such as a lattice \mathcal{L} , and augment it into a small-world graph \mathcal{G} by adding *directed* long-range edges. The original edges of G are referred to as *local contacts*, and the new edges are referred to as *long-range contacts*. The probability that a long-range contact added to node u is another node v is proportional to $d(u, v)^{-s}$, where s is called the *clustering coefficient*, and $d(u, v)$ denotes the distance between u and v using only local contacts in the original graph G . A greater clustering coefficient biases long-range contacts to nodes that are nearer to u . A “ball” of radius ℓ centered around a node u , denoted as $\mathcal{B}_\ell(u)$, is the set of all nodes within distance ℓ of u .

We define a graph family \mathcal{F} as having **fixed-growth** (FG) dimensionality α if, for all possible graph sizes n , for all nodes $u \in \mathcal{F}(n)$, and for all radii

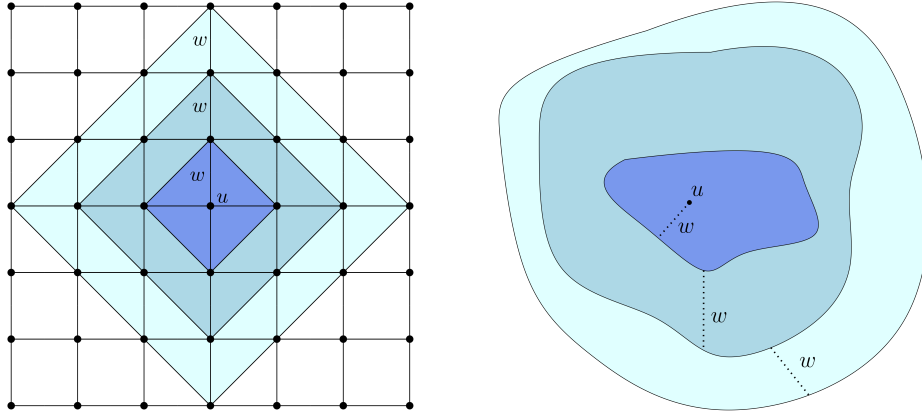


Fig. 1: In these figures we show balls of various widths surrounding some central node u in a lattice graph (left) and a fixed-growth graph (right). Note how balls grow far more predictably in lattices than they do in general fixed-growth graphs. We refer to the shaded regions in between two balls as shells, and the difference in radius between two balls as the shell width w .

$1 \leq \ell \leq \Theta(\sqrt[\alpha]{n})$, $|\mathcal{B}_\ell(u)| = \Theta(\ell^\alpha)$, where the ball of some radius $\ell \in \Theta(\sqrt[\alpha]{n})$ encompasses the entire graph.¹ Note that the constants hidden in the Θ notation are defined over the entire graph family \mathcal{F} and do not depend on the graph size n . Also observe that all fixed-growth graphs have constant degree, since the number of nodes at distance 1 from any node, $|\mathcal{B}_1(u)|$, is $\Theta(1)$. Nodes in α -dimensional lattices have degree 2α , which is indeed constant with respect to α . We compare the growth of balls in fixed-growth graphs to that of lattices in Figure 1.

Throughout the paper, we denote certain events as having high probability in x , where x is a variable such as n or a function of a variable such as $\log n$. An event succeeds with high probability in x if it succeeds with probability at least $1 - x^{-c}$ for some constant $c > 1$.

2.1 Randomized Highway Model

The *randomized highway model* introduced by Gila, Ozel, and Goodrich takes a 2-dimensional lattice \mathcal{L} and augments it into a small-world graph \mathcal{K} with some highway constant k [21], by adding long-range contacts with a clustering coefficient of 2. However, unlike in previous models, not all nodes have long-range contacts. Rather, each node in \mathcal{L} independently has $1/k$ chance of becoming a *highway node*, where only highway nodes have long-range contacts. Because there are fewer highway nodes, each is able to have more long-range contacts while maintaining a constant average degree. Specifically, to create the small-world graph \mathcal{K} , they add $q \times k$ long-range contacts to each highway node for some

¹ Below, we loosely use the term “graph” to denote entire graph families.

constant q . As a result, the average degree of \mathcal{K} is q . Further, these long-range contacts exclusively point to other highway nodes.

In our paper we extend the randomized highway model to a more general setting. Consider an arbitrary fixed-growth graph \mathcal{F} with dimensionality α . We turn it into a randomized highway graph \mathcal{G} by adding long-range contacts with a clustering coefficient of α rather than 2. We also allow each highway node to add $\Theta(k)$ long-range contacts rather than strictly $q \times k$, where the constant bounds are the same across all nodes.

3 Our Results in the Fixed-Growth Model

In this section, we present several results for highway graphs built from more general underlying graphs. As discovered by [21], we obtain optimal results when $k = \Theta(\log n)$, and use this as the canonical value for our key results.

3.1 Preliminary Results

In this section we go over results which are essential for our bounds on greedy routing and diameter.

Balls. One of the key difficulties overcome in the original randomized Kleinberg highway model was dealing with dependent probabilities. For example, if there are only a few highway nodes close to the destination t , the probability that a highway node along the greedy routing path has a long-range contact near t will be smaller for every highway node visited. Gila, Ozel, and Goodrich solved this in two key ways—assuming all edges are directed², and by subdividing the graph into separate, disjoint diamonds (balls) [21]. Each ball is large enough such that the number of highway nodes it contains can be bounded with high probability. Here we generalize these results for α -dimensional fixed-growth graphs:

Lemma 1. *Results for any randomized highway graph \mathcal{G} with FG dimensionality α and highway constant k :*

1. *There exist balls of radius $\Omega(\sqrt[\alpha]{k \log n}) \leq \ell \leq \sqrt[\alpha]{n}$, centered around any of the n nodes, containing $\Theta(\ell^\alpha/k)$ highway nodes with high probability in n .*
2. *With high probability in $\log n$, the balls of radius $\Theta(\sqrt[\alpha]{k \log \log n})$ centered around any $\Theta(\log^2 n)$ nodes each contain $\Theta(\log \log n)$ highway nodes.*
3. *Any arbitrary ball of radius $\Theta(\sqrt[\alpha]{k})$ contains no highway nodes with constant probability. This result is not a high probability bound, and is only independent for balls centered around nodes with distance at least $c\sqrt[\alpha]{k}$, for some constant c hidden in the big- \mathcal{O} notation.*

Proof. Since \mathcal{G} is an α -dimensional fixed-growth graph, we know that there are $\Theta(\ell^\alpha)$ nodes in any ball of radius $\ell \in \mathcal{O}(\sqrt[\alpha]{n})$. There exists some constant c_1

² Using undirected edges would be a strict improvement.

such that, for any node u in the graph, $|B_\ell(u)| \geq c_1 \ell^\alpha$. Letting $\ell = c_2 \sqrt[\alpha]{k \log n}$ for some constant c_2 , there are at least $c_1 c_2^\alpha k \log n$ nodes in $B_\ell(u)$. Because the probability of any node being a highway node is $1/k$, the expected number of highway nodes in $B_\ell(u)$ is at least $c_1 c_2^\alpha \log n$. Letting X be the number of highway nodes in $B_\ell(u)$, we can apply the simplified Chernoff bounds of [12] to bound the number of highway nodes in the ball:

$$\Pr(X < (1 - \delta)\mu) < 2^{-\mu} \leq 2^{-c_1 c_2^\alpha \log n} = n^{-c_1 c_2^\alpha}$$

Note that this holds for $\delta > 0.91$. Applying a union bound over all n nodes in the graph, we can bound the probability that any such ball contains fewer nodes by $n^{1-c_1 c_2^\alpha}$. The constant factor in the ball radius, c_2 , can be chosen to be large enough to make this a high probability bound. For an upper bound, we apply the same reasoning, assuming that $|B_\ell(u)| \leq c_3 \ell^\alpha$ for some constant $c_3 > c_1$. For our aforementioned balls, we expect to have at most $c_3 c_2^\alpha \log n$ highway nodes. Using a similar Chernoff bound from [12], for $\delta > 2.21$, we have:

$$\Pr(X > (1 + \delta)\mu) < 2^{-\delta\mu} \leq 2^{-\delta c_3 c_2^\alpha \log n} = n^{-\delta c_3 c_2^\alpha}$$

In this case, the probability any such ball contains more nodes can be bounded by $n^{1-\delta c_3 c_2^\alpha}$. δ can now be chosen to be sufficiently large such that this is a high probability bound. Combining the lower and upper bounds, we see that balls of radius $\ell = c_2 \sqrt[\alpha]{k \log n}$ contain $\Theta(\log n) = \Theta(\ell^\alpha/k)$ highway nodes with high probability in n . Since this holds for some ℓ in $\Theta(\sqrt[\alpha]{k \log n})$, it trivially holds for all larger balls (observe that increasing ℓ would only make the exponent derived from the Chernoff bounds smaller). This proves the first part of the lemma. The remaining parts of the lemma can be proven similarly. \square

Shells. In the original Kleinberg model and its variants, the fact that the underlying graph \mathcal{L} was a perfect lattice was heavily utilized in the analyses [21, 28, 38]. Unfortunately, we are unable to make such strict assumptions about the underlying geometry of our fixed-growth graph \mathcal{F} . One of the places this assumption breaks down is in the ability to neatly tile independent balls the graph as is done in the nested lattice construction of [21]. In the fixed-growth setting, we have no guarantees that, if we were to do this, no two balls would overlap. This would violate their independence, making us unable to analyze how long-range contacts are created. We instead utilize the concept of a *shell* when handling fixed-growth graphs. Let $\mathcal{S}_b^{(w)}(u) = \mathcal{B}_{(b+1)w_{b+1}}(u) - \mathcal{B}_{bw_b}(u)$ be the shell at shell-distance b and shell-width w around node u . Notice that this system of shells partitions the plane, even in the fixed-growth setting. See Figure 1.

Lemma 2. *There exists a sequence of shell widths $w_b \in \Theta(\sqrt[\alpha]{k \log n})$, such that the number of highway nodes in a shell at shell-distance b from any node is $\Theta(b^{\alpha-1} \log n)$ w.h.p. for any $1 \leq b \leq \Theta(\sqrt[\alpha]{n/(k \log n)})$. For simplicity, we refer to any shell width w_i as $w \in \Theta(\sqrt[\alpha]{k \log n})$, affecting at most constant factors.*

Proof. The number of nodes in this shell $|\mathcal{S}_b^{(w)}(u)|$ is the difference in the number of nodes between balls of radii $(b+1)w_{b+1}$ and bw_b , i.e., $\Theta(((b+1)w_{b+1})^\alpha) -$

$\Theta((bw_b)^\alpha)$. All w_i are chosen from $\Theta(\sqrt[\alpha]{k \log n})$ such that the constants in this theta notation are the same, making the difference $\Theta(((b+1)^\alpha - b^\alpha)w^\alpha)$. Through a simple polynomial expansion, we see that the total number of nodes in this ball is $\Theta(b^{\alpha-1}w^\alpha)$ for any $b \geq 1$. Since each node has a $1/k$ chance of being a highway node, the expected number of highway nodes in this shell is $\Theta(b^{\alpha-1}w^\alpha/k)$. As in the proof of Lemma 1, in order to obtain a high probability bound over all n nodes, we require at least $\Theta(\log n)$ highway nodes in each shell. This is achieved by choosing $w = c_2 \sqrt[\alpha]{k \log n}$ for a sufficiently large constant c_2 . \square

Normalization Constant. A fundamental piece of information we need to know about any given highway node u is the probability that it is connected to another specific highway node v . In our fixed-growth model, in a graph \mathcal{G} with dimensionality α , the probability is inversely proportional to the distance to the power of α , i.e., $\Pr(u \rightarrow v) \propto d(u, v)^{-\alpha}$. To get the exact probability, we need to normalize this constant, i.e., $\Pr(u \rightarrow v) = d(u, v)^{-\alpha} / \sum_{h \in \mathcal{H}} (d(u, h)^{-\alpha})$, where \mathcal{H} is the subgraph of highway nodes in \mathcal{G} . That denominator is the normalization constant, z . To lower bound the probability, we must upper bound this constant.

Lemma 3. *Results for any randomized highway graph \mathcal{G} with fixed-growth dimensionality α and highway constant k :*

1. *The normalization constant $z(u)$ is $\mathcal{O}(\frac{\log n}{k} + \log \log n)$ for any highway node u with high probability in n .*
2. *The normalization constant $z(u)$ is $\mathcal{O}(\frac{\log n}{k} + \log \log \log n)$ for $\mathcal{O}(\log^2 n)$ arbitrary highway nodes w.h.p. in $\log n$.*
3. *The normalization constant $z(u)$ is $\mathcal{O}(\frac{\log n}{k})$ for an arbitrary highway node u with constant probability.*
4. *The normalization constant $z(u)$ is $\Omega(\frac{\log n}{k})$ for any highway node u with high probability in n .*

Proof. Previous papers [21, 28, 38] made extensive use of the rigid underlying geometry of the lattice to bound the normalization constant, specifically to determine the number of nodes at any distance from a given node. In our fixed-growth model, since we cannot make such strict assumptions, we instead sum over various shells with specific widths at different radii, using the results of Lemma 2. First, let's consider the contribution to the normalization constant of an arbitrary highway node u from all highway nodes at shell distance $b \geq 1$, $z(u)_{b \geq 1}$. Intuitively, we get the largest value of $z(u)_{b \geq 1}$ when all highway nodes in each shell are clustered as close to u as they can be.

$$\begin{aligned}
z(u)_{b \geq 1} &< \sum_{b=1}^m \frac{\max \# \text{ highway nodes in } \mathcal{S}_b^{(w)}(u)}{(\min \text{ distance to node in } \mathcal{S}_b^{(w)}(u))^\alpha} \\
&= \sum_{b=1}^m \frac{\Theta(b^{\alpha-1} \log n)}{(bw)^\alpha} = \sum_{b=1}^m \frac{\Theta(b^{\alpha-1} \log n)}{b^\alpha k \log n} \\
&= \Theta\left(\frac{1}{k}\right) \sum_{b=1}^m \frac{1}{b} = \Theta\left(\frac{\log n}{k}\right)
\end{aligned}$$

This contribution is added to all the normalization constants w.h.p. A small adjustment to the above proofs provides results for the lower bound in part 4 of this lemma. Now let us consider the contribution of highway nodes within distance w of u . From Lemma 1.1 we know that there are at most $\Theta(\log n)$ highway nodes within distance w of u . By applying a derivative and as shown in [18], there can be at most $\Theta(j^{\alpha-1})$ nodes at distance j from u . For our worst case analysis, we assume that all $\Theta(\log n)$ nodes are packed tightly around u :

$$z(u)_{b=0} \leq \sum_{j=1}^{\Theta(\sqrt[\alpha]{\log n})} \frac{\Theta(j^{\alpha-1})}{j^\alpha} = \Theta(\log \log n)$$

This concludes the proof for the first part of the lemma. For a slightly tighter bound, we limit how many nodes are packed around u using Lemma 1.2, where we learned that there are only $\Theta(\log \log n)$ highway nodes within some inner distance $\Theta(\sqrt[\alpha]{k \log \log n})$ of u :

$$z(u)_{b=0, \text{ inner}} \leq \sum_{j=1}^{\Theta(\log \log n)} \frac{\Theta(j^{\alpha-1})}{j^\alpha} = \Theta(\log \log \log n)$$

Recall that we still have $\Theta(\log n)$ unaccounted for highway nodes within distance w of u . Again assuming the worst case possible, they are all at the edge of the inner ball:

$$z(u)_{b=0, \text{ outer}} < \frac{\Theta(\log n)}{\Theta(\sqrt[\alpha]{k \log \log n})^\alpha} = \Theta\left(\frac{\log n}{k \log \log n}\right)$$

This concludes the proof for the second part of the lemma. Finally, we prove the third part of this lemma where there are no highway nodes within some distance $\Theta(\sqrt[\alpha]{k})$ of u which we know occurs with constant probability from Lemma 1.3. Assuming all $\log n$ highway are all at distance $\Theta(\sqrt[\alpha]{k})$ from u , their total contribution would be at most $\Theta(\log n/k)$. \square

Distance to the Highway. An important step of both the greedy routing algorithm and the diameter in general is the ability to reach the highway. From Lemma 1.1, we know that the maximum distance between any arbitrary node and the nearest highway node is at most $\mathcal{O}(\sqrt[\alpha]{k \log n})$. In this section, we prove that this is a tight bound.

Lemma 4. *In any randomized highway graph \mathcal{G} of FG dimensionality α with $k > 1 + \varepsilon$, the maximum distance between any node and the nearest highway node is $\Theta(\sqrt[\alpha]{k \log n})$ w.h.p.*

Proof. To prove this tight bound, we will prove that for any ball of radius $\ell \in \mathcal{O}(\sqrt[\alpha]{k \log n})$, for sufficiently large n , there will exist some ball of radius ℓ that contains no highway nodes. The probability of any node being a highway node is $1/k$, and the probability it is not a highway node is $1 - 1/k$. Due to the

definition of the fixed-growth model, there exists some constant c_1 such that for any node u in the graph, $|B_\ell(u)| \leq c_1 \ell^\alpha$. For any ball of radius ℓ , the probability that it contains no highway nodes is at least $(1 - 1/k)^{c_1 \ell^\alpha}$. Due to the fact that for any $x < 1$, $1 - x \geq e^{-\frac{x}{1-x}}$, this probability is at least $e^{-\frac{c_1 \ell^\alpha}{k-1}}$, and consequently the probability that there is at least one highway node in the ball is at most $1 - e^{-\frac{c_1 \ell^\alpha}{k-1}}$. Since $1 - x \leq e^{-x}$, this probability is at most $e^{-e^{-\frac{c_1 \ell^\alpha}{k-1}}}$. From Lemma 5, we know that there are $\Theta(n/\ell^\alpha)$ independent balls of radius ℓ , which is at least $c_2 n/\ell^\alpha$ for some constant c_2 . The probability that all balls contain at least one highway node is at most $1 - e^{-c_2 \frac{n}{\ell^\alpha} e^{-\frac{c_1 \ell^\alpha}{k-1}}}$ by a union bound.

To show that at least one of these balls will be empty, we must show that this probability will be 0 for sufficiently large n , i.e., that $\lim_{n \rightarrow \infty} e^{-c_2 \frac{n}{\ell^\alpha} e^{-\frac{c_1 \ell^\alpha}{k-1}}} = 0$. We can see that this limit is 0 iff $\lim_{n \rightarrow \infty} c_2 \frac{n}{\ell^\alpha} e^{-\frac{c_1 \ell^\alpha}{k-1}} = \infty$. Taking the logarithm of both sides, we see that this is equivalent to $\lim_{n \rightarrow \infty} \log c_2 + \log n - \alpha \log \ell - \frac{c_1' \ell^\alpha}{k-1} = \infty$, where $c_1' = \frac{c_1}{\ln 2}$. This limit showing that at least one ball will be empty will be satisfied if $\log \ell + \frac{c_1' \ell^\alpha}{k-1} = \mathcal{O}(\log n)$. Now let us finally assume that $\ell \in \mathcal{O}(\sqrt[k]{k \log n})$. In this case, $\log \ell = \mathcal{O}(\log(k \log n)) = \mathcal{O}(\log k + \log \log n)$. This is $\mathcal{O}(\log n)$ for any $k \in \mathcal{O}(n)$, which is indeed any reasonable value of k . For the second clause, we have that $\frac{c_1' \ell^\alpha}{k-1} = c_1' \frac{k}{k-1} \mathcal{O}(\log n)$, which is $\mathcal{O}(\log n)$ for any $k > 1 + \varepsilon$. In other words, for sufficiently large n , there will exist at least one ball of radius $\ell \in \mathcal{O}(\sqrt[k]{k \log n})$ that contains no highway nodes, so the maximum distance to a highway node must be at least $\Omega(\sqrt[k]{k \log n})$. \square

3.2 Greedy Routing in Expectation

The key result of the small-world models is the ability to effectively route between any two nodes of the graph using only local information. In the original Kleinberg model the greedy routing time was shown to be $\mathcal{O}(\log^2 n)$ [28], a result later proven tight [38]. Later papers have shown that highway variants achieve better results, either empirically [22] or theoretically [21]. In the latter, the authors prove that greedy routing time can be reduced to $\mathcal{O}(\log n)$ for two dimensional lattices by picking $k \in \Theta(\log n)$. In this section we generalize these results to fixed-growth graphs that are not restricted to lattices, over any dimensionality $\alpha \geq 1$ including non-integral values, and prove that these bounds are tight.

Theorem 1. *In any fixed-growth graph \mathcal{G} with FG dimensionality α and highway constant $k \in \Theta(\log n)$, greedy routing between two arbitrary nodes s and t succeeds in $\Theta(\log n)$ hops with constant probability, if $d(s, t) = \Theta(\sqrt[\alpha]{n})$.*

Proof. We prove tight bounds for greedy routing considering three steps:

1. Reaching the highway using local contacts.
2. Navigating along the highway using long-range contacts.
3. Reaching the destination from the highway using local contacts.

For step 1, by greedily walking using local contacts towards t and because $k \in \Theta(\log n)$, we expect to reach the highway in $\Theta(k)$ hops. Note that without any knowledge of the highway network, there is always a constant probability that we are unable to reach the highway in only $\Theta(k)$ hops, serving as a trivial lower bound for this form of greedy routing.

Once we reach the highway, we use long-range contacts to navigate the highway towards t in step 2. From Lemma 6, we know that the probability that a long-range contact of a highway node u improves its distance to t by a factor of c is at least proportional to $[(c+1)^\alpha z(u)]^{-1}$ for some large enough constant c . We can improve our distance by a factor of c at most $\log_c d(s, t) = \mathcal{O}(\log_c \sqrt[k]{n}) = \mathcal{O}(\log n)$ times before reaching t . If we assume that we are always able to use our tightest normalization constant bound from Lemma 3.3, we expect $z(u)$ and consequently the probability of a factor c improvement to be at most constant, and consequently expect to make $\mathcal{O}(\log n)$ hops along the highway. This assumption is unreasonable, however, since it only holds with constant probability. Instead, we show in Lemma 7 that even when there is no factor of c improvement, we expect there to be long-range contacts with improvements in distance that allow us to visit enough fresh nodes to reach distance $\mathcal{O}(\sqrt[k]{k})$ from t . Doing so incurs only a constant factor increase in the number of hops. Note that it is important to find a *long-range contact* which improves our distance, as this guarantees that we are able to remain on the highway. Finally, we trivially complete step 3 in $\mathcal{O}(\sqrt[k]{k})$ time. \square

3.3 Greedy Routing with High Probability

In this section, we go one step beyond several of the previous analyses [21, 28, 38] and prove high probability bounds for greedy routing in fixed-growth graphs. In order to do this, we make a small adjustment to the model, adding a constant number of information to each non-highway node. Specifically, each non-highway node knows which of its neighbors is the closest to the highway, allowing it to reach the highway using the fewest number of hops.

Theorem 2. *Let \mathcal{G} be a randomized highway graph with FG dimensionality α and highway constant $k \in \Theta(\log n)$. If $d(s, t) = \Theta(\sqrt[k]{n})$, then greedy routing between any two nodes s and t succeeds in $\Theta(\log n)$ hops with high probability in $\log n$ if $\alpha \geq 2$, and in $\Theta(\sqrt[\alpha]{\log^2 n})$ hops if $\alpha \leq 2$.*

Proof. The upper bound of this proof is very similar to the proof in expectation, with two main differences. First, in order to reach the highway for step 1, we make use of the information stored at each non-highway node, and due to the results of Lemma 4, we know that we can reach the highway in $\mathcal{O}(\sqrt[k]{k \log n})$ hops with high probability. Second, while navigating the highway in step 2, we use the high probability result of Lemma 7 reaching only within distance $\mathcal{O}(\sqrt[k]{k \log n})$ of t rather than within distance $\mathcal{O}(\sqrt[k]{k})$ as used in the expectation proof.

For $\alpha \leq 2$, the $\Theta(\sqrt[k]{k \log n})$ cost to reach the highway is $\Omega(\log n)$ and so the bound is trivially tight. For larger values of α , however, we must show that the

time spent navigating the highway is greater than the time spent reaching the highway, i.e., that the time spent navigating the highway is $\Omega(\log n)$.

Consider a sequence of f greedy hops along the highway, where d_0 and d_f are the distances from the first (resp. last) highway nodes on the path to t . In the best case, there always exists a long-range contact which improves our distance until we reach $d_f = \Theta(\sqrt[k]{k \log n})$. Each hop improves our distance to t by some factor. Let x_i refer to the factor of improvement for the i -th hop (in greedy routing, it is always true that $x_i > 1$). Working backwards, we have that $d_f \times x_f \times x_{f-1} \times \dots \times x_0 = d_0$. Rearranging, we have that $\prod_i x_i = d_0/d_f$. Taking the log of both sides, we have that $\sum_i \log x_i = \log d_0 - \log d_f$. Since the first highway node is within distance $\mathcal{O}(\sqrt[k]{k \log n})$ of s and $d(s, t) = \Theta(\sqrt[n]{n})$, then $\log d_0 - \log d_f = \Theta(\log n)$, and consequently $\sum_i \log x_i = \Theta(\log n)$. If we can upper bound the expectation of $\log x$, $\mathbb{E}[\log x]$, then by linearity of expectation, we have that $\mathbb{E}[\sum_i \log x_i] = f \mathbb{E}[\log x]$. What is left to show is that $\mathbb{E}[\log x] = \mathcal{O}(1)$, such that the expected number of hops μ on the highway is $\Omega(\log n)$. It is then possible to use a Chernoff bound to show that the probability of the number of hops being significantly less than μ is small.

Now fix some constant $c_0 \geq 2$. Due to the results of Corollary 1, we know that the probability that some $x \geq c$ is at most proportional to $(c-1)^{-\alpha}$ for $c \geq c_0$ for some constant c_0 . Note that we assume generously that $z(u)$ is always in $\Theta(1)$. When $x \leq c_0$, since x is bounded by a constant, the contribution of $\log x$ to the sum is also at most constant. Now we consider $x > c_0$. Due to the definition of expectation, $\mathbb{E}_{x > c_0}[\log x] \leq \int_{c_0}^{\infty} \log c \cdot \Pr(x = c) dc$, loosely summing as $c \rightarrow \infty$ even though c can be more tightly bounded by d_0/d_f . $\Pr(x = c)$ is certainly no greater than $\Pr(x \geq c) = \mathcal{O}(c^{-\alpha}) \leq \mathcal{O}(c^{-2})$ for all $\alpha \geq 2$. Finally, our results follow from the fact that $\int_{c_0}^{\infty} \frac{\log c}{c^2} dc = \mathcal{O}(1)$. \square

3.4 Diameter

In this section we prove tight bounds on the diameter of randomized highway graphs with fixed growth.

Theorem 3. *Let \mathcal{G} be a randomized highway graph with FG dimensionality α and highway constant $k \in \Theta(\log n)$. The diameter of \mathcal{G} is $\Theta(\frac{\log n}{\log \log n})$ if $\alpha > 2$, and $\Theta(\sqrt[\alpha]{\log^2 n})$ if $\alpha \leq 2$.*

Proof. The lower bound for the diameter is straightforward—from Lemma 4, there exists some node that is $\Omega(\sqrt[k]{k \log n})$ hops from the highway, which is sufficient for $\alpha \leq 2$. For larger α , we can reach the highway quickly, and the bottleneck rather becomes the time spent navigating the highway, \mathcal{H} . Let us consider the diameter of \mathcal{H} , starting from an arbitrary highway node u . For a lower bound, we consider the most advantageous configuration. u has $\Theta(k)$ long-range contacts, all to highway nodes, and $\Theta(1)$ local contacts, which we generously assume are also to highway nodes. Also, let us assume that, impossibly, all the $\Theta(k)$ contacts of all already-visited highway nodes are to new highway nodes at every step. Ignoring constant factors, there is at most

a factor of k increase in the number of nodes visited at each step. Since there are $\Theta(n/k)$ highway nodes, we can lower bound the amount of hops f spent navigating the highway by:

$$k^f \geq \frac{n}{k} \implies f \geq \frac{\log n - \log k}{\log k}$$

which is $\Omega(\frac{\log n}{\log \log n})$ when $k \in \Theta(\log n)$.

What remains to show is that it is indeed possible, with high probability, to navigate the highway \mathcal{H} in $\mathcal{O}(\frac{\log n}{\log \log n})$ hops. In the standard approach for upper bounding the diameter [38], we build two large-enough sets S and T surrounding the source and destination nodes, respectively, and show that there exists an edge from S to T with high probability. S is a set of nodes that can reach s in at most ℓ hops (including taking long-range contacts), while T can be thought of as its inverse, a set of nodes that can reach t in at most ℓ hops. See Figure 2. In our case, we are interested in the highway subgraph \mathcal{H} , and therefore construct sets S and T using only highway nodes and long-range contacts.

Let us consider the growth of set S , referring to all the “fresh” nodes added at step i as ϕ_i , with $\phi_0 = \Theta(\log n)$ consisting of the highway nodes within distance $\Theta(\sqrt[k]{k \log n})$ of s . In the worst case, all the nodes in ϕ_i are as far away from other highway nodes as possible. Let $|S|$ be the final size of set S . If they were all bunched up together as close as possible, their maximum radius in the underlying graph \mathcal{F} would be $\Theta(\sqrt[k]{k|S|})$ as determined from Lemma 1.1. In order to reach $\Theta(n_{\mathcal{H}}^{\eta})$ highway nodes, where $n_{\mathcal{H}} = \Theta(n/k)$ is the total number of highway nodes and $\eta < 1$ is some constant, we must only consider distances from ϕ up to $\Theta(\sqrt[k]{k n_{\mathcal{H}}^{\eta}}) = \mathcal{O}(\sqrt[k]{n^{\theta}})$ for some other constant $\theta < 1$. Using Lemma 8 we state that the probability of a long-range contact v of a highway node u in ϕ_i to be fresh is at least proportional to $\frac{\log n}{kz(u)}$. Using the pessimistic normalization constant bound of Lemma 3.1, and the fact that $k \in \Omega(\log n)$, the probability that v is fresh is at least proportional to $\frac{\log n}{k \log \log n}$. The expected number of fresh nodes added at step i , $|\phi_{i+1}|$, considering that each node in ϕ_i has $\Theta(k)$ long-range contacts, is at least proportional to $|\phi_i| \frac{\log n}{\log \log n}$. Recalling that the number of nodes in $|\phi_i|$ is always $\Omega(\log n)$, the probability that there are asymptotically fewer fresh highway nodes is at most $n^{-\frac{\log n}{\log \log n}}$ using the simplified Chernoff bounds of [12]. Equipped with a growth factor of $\frac{\log n}{\log \log n}$, we can apply similar reasoning to the diameter lower bound to state that we reach $n_{\mathcal{H}}^{\eta}$ total highway nodes in at most $\mathcal{O}(\frac{\log n}{\log \log n - \log \log \log n}) = \mathcal{O}(\frac{\log n}{\log \log n})$ hops. A similar argument along with the results of Corollary 3 can grow set T to similar magnitude.

If S and T intersect, a path exists between ϕ_0 and ψ_0 in \mathcal{H} in at most $\mathcal{O}(\frac{\log n}{\log \log n})$ hops, where ψ_i is the set of fresh nodes added at step i to T , completing our proof. We conclude by showing that if S does not intersect with T by step f , it almost surely will intersect with T at the next step. It is easy to see that $|\phi_{f+1}|$ and $|\psi_{f+1}|$ are both in $\Theta(n_{\mathcal{H}}^{\eta})$. The maximum distance between any two nodes in \mathcal{F} is $\Theta(\sqrt[k]{n})$, and so the probability that an arbitrary long-range contact v of a highway node u in ϕ_f is a member of ψ_f is at least proportional

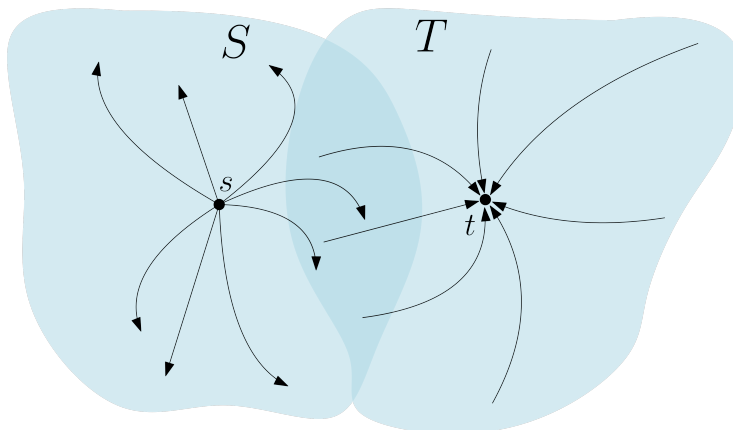


Fig. 2: A visualization of the two sets S and T . S is the set of highway nodes that can be efficiently reached from the source s , while T is the set of highway nodes that can efficiently reach the destination t . We show that these two sets intersect with high probability, and thus s can route to t efficiently.

to $n_{\mathcal{H}}^{\eta}/(nz(u)) \geq n^{\eta-1}/(kz(u))$. The probability that v is not a member of ψ_f is therefore at most $1 - n^{\eta-1}/(kz(u)) \leq e^{-\frac{n^{\eta-1}}{kz(u)}}$. The $\Theta(n_{\mathcal{H}}^{\eta})$ members of ϕ_f each have $\Theta(k)$ long-range contacts, and so the probability that none are in ψ_f is at most $e^{-\frac{n^{2\eta-1}}{kz(u)}} \leq e^{-\frac{n^{2\eta-1}}{\log n \log \log n}}$ for $k \in \Theta(\log n)$. By picking $\eta > 0.75$, $n^{2\eta-1} \geq \sqrt{n} \log^3 n$, the probability of failure is at most $e^{-\sqrt{n} \ln n} = n^{-\sqrt{n}}$, and of success is at least $1 - n^{-\sqrt{n}}$ which is certainly with high probability. \square

4 Experiments

One of the key assumptions made in previous papers is that the underlying network is a lattice, and consequently for 2-dimensional data, the optimal clustering exponent should be 2. This assumption was even made in two recent papers that analyzed road networks of the 50 U.S. states [21,22] and DC, despite the fact that these networks are certainly not laid out like perfect square grids. Our work rejects the notion that the road networks are best modeled as a lattice, and instead propose modeling them as fixed-growth graphs with some dimensionality α that is not necessarily an integer. In this section we present experiments to support this claim, showing how by modeling the road networks as fixed-growth graphs, and by picking a clustering coefficient as determined by the underlying dimensionality α of the graph rather than assuming it is 2, we can achieve better routing performance for *every* U.S. state. See Figure 3.

It is important to note, however, that our definition of “fixed-growth” graphs is not directly meaningful for finite graphs or graph families as the constants hidden in the fixed-growth Θ can be picked to make any dimensionality α work. Nevertheless, we have found a heuristic to estimate which dimensionality α is

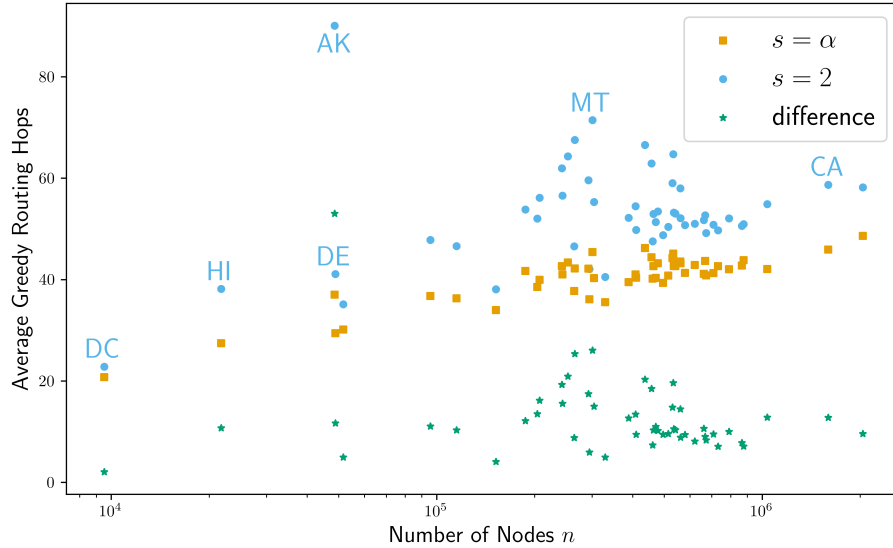


Fig. 3: Here we compare the average greedy routing performance of randomized highway graphs constructed from the road networks of all 50 U.S. states and DC using different clustering coefficients s . Specifically, we compare the performance for when s is set to 2 (blue), which is the value used by previous papers who assume that the road networks behave like a 2-dimensional lattice, to when s is set to α (orange), the estimated dimensionality of the graph assuming that the road networks behave like fixed-growth graphs. Modeling them as fixed-growth graphs *always* provides better greedy routing performance, as evident by their difference (green) always being positive.

most appropriate for a given graph: minimizing the discrepancy in size between balls of the same radius. We also employ the same method as [22] to empirically determine the best clustering coefficient. We go into more detail in Appendix C.

We used the same U.S. road network data as the previous papers to provide an estimate for the approximate dimensionality α and plotted it against the empirically determined optimal clustering exponent s in Figure 4. The first thing to note is that the estimated dimensionality α for U.S. states is some fraction between 1 and 2. Most previous small world analyses only apply to graphs with integer dimensionality. We observe that the correlation, while not perfect, is still clearly there. Road networks that have much lower dimensionality such as Alaska have a much smaller optimal clustering exponent than those with higher dimensionality like that of Washington, DC. And for all networks, the approximate dimensionality is a much better choice for the clustering exponent than 2 as is further confirmed by Figure 3.

A previous paper empirically analyzing the U.S. road networks in depth [22] conjectured that as the size of the state increases, the optimal clustering exponent should increase tending towards 2, based on a comparison of two U.S.

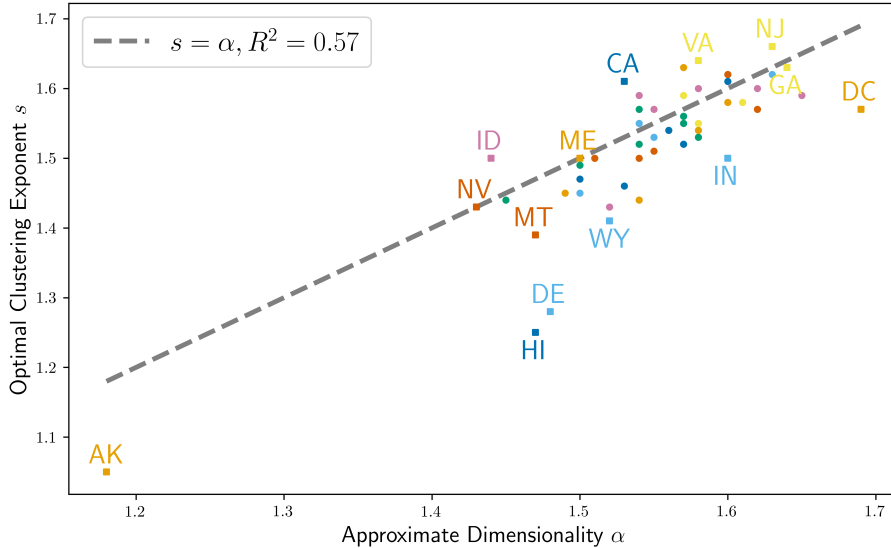


Fig. 4: Here we compare our estimated dimensionality α , as used in Figure 3, to the empirically determined optimal clustering exponent s for each state. There is a clear correlation between our values of s and α , and importantly, none of the optimal clustering coefficients are close to two, the assumed dimensionality in previous work [21, 22, 28]. This suggests that our fixed-growth model is able to take advantage of the intrinsic growth rate of these graphs in a way that abstracting them to a lattice does not.

states: Hawaii and California. In Appendix C, we present data from all 50 states showing a much stronger correlation between the optimal clustering exponent and the approximate dimensionality of the graph than to the state size.

5 Future Work

In this paper we have shown how to effectively model the highway networks of the 50 U.S. states as fixed-growth graphs with constant dimensionality α . We believe that this model can be extended to many other applications such as for graphs that model disease spread, decentralized peer-to-peer communication networks, and gossip protocols. It would certainly be interesting to see how the model performs on these applications. We are also optimistic that this model can be used to provide bounds for various highway constants k other than $\Theta(\log n)$. Another interesting direction would be to consider the case where the highway dimensionality α depends on either the ball radius ℓ , the number of nodes in the graph n , or is non-uniform across the graph.

Acknowledgments. We thank Evrim Ozel for helpful discussions regarding the best ways to generalize lattices, importantly helping us settle on the fixed-growth model.

References

1. Abraham, I., Gavoille, C., Goldberg, A., Malkhi, D.: Routing in networks with low doubling dimension. In: 26th IEEE International Conference on Distributed Computing Systems (ICDCS'06). pp. 75–75 (2006). <https://doi.org/10.1109/ICDCS.2006.72>
2. Abraham, I., Fiat, A., Goldberg, A.V., Werneck, R.F.: Highway dimension, shortest paths, and provably efficient algorithms. In: Proceedings of the Twenty-First Annual ACM-SIAM Symposium on Discrete Algorithms. p. 782–793. SODA '10, Society for Industrial and Applied Mathematics, USA (2010)
3. Abraham, I., Malkhi, D.: Name independent routing for growth bounded networks. In: Proceedings of the Seventeenth Annual ACM Symposium on Parallelism in Algorithms and Architectures. p. 49–55. SPAA '05, Association for Computing Machinery, New York, NY, USA (2005). <https://doi.org/10.1145/1073970.1073978>
4. Barabási, A.L., Albert, R.: Emergence of scaling in random networks. *Science* **286**(5439), 509–512 (1999). <https://doi.org/10.1126/science.286.5439.509>
5. Barrière, L., Fraigniaud, P., Kranakis, E., Krizanc, D.: Efficient routing in networks with long range contacts. In: Welch, J. (ed.) Distributed Computing. pp. 270–284. Springer Berlin Heidelberg, Berlin, Heidelberg (2001). https://doi.org/10.1007/3-540-45414-4_19
6. Bartal, Y., Mendel, M.: Randomized k-server algorithms for growth-rate bounded graphs. *Journal of Algorithms* **55**(2), 192–202 (2005). <https://doi.org/10.1016/j.jalgor.2004.06.002>
7. Barthélemy, M.: Spatial networks. *Physics Reports* **499**(1), 1–101 (2011). <https://doi.org/10.1016/j.physrep.2010.11.002>
8. Blum, J., Funke, S., Storandt, S.: Sublinear search spaces for shortest path planning in grid and road networks. In: Proceedings of the Thirty-Second AAAI Conference on Artificial Intelligence and Thirtieth Innovative Applications of Artificial Intelligence Conference and Eighth AAAI Symposium on Educational Advances in Artificial Intelligence. AAAI'18/IAAI'18/EAAI'18, AAAI Press (2018)
9. Chan, T.H.H., Gupta, A., Maggs, B.M., Zhou, S.: On hierarchical routing in doubling metrics. *ACM Trans. Algorithms* **12**(4) (Aug 2016). <https://doi.org/10.1145/2915183>
10. Cole, R., Gottlieb, L.A.: Searching dynamic point sets in spaces with bounded doubling dimension. In: Proceedings of the Thirty-Eighth Annual ACM Symposium on Theory of Computing. p. 574–583. STOC '06, Association for Computing Machinery, New York, NY, USA (2006). <https://doi.org/10.1145/1132516.1132599>
11. Dibbelt, J., Strasser, B., Wagner, D.: Customizable contraction hierarchies. *ACM J. Exp. Algorithmics* **21** (Apr 2016). <https://doi.org/10.1145/2886843>
12. Dillencourt, M., Goodrich, M.T.: Simplified chernoff bounds with powers-of-two probabilities. *Information Processing Letters* **182**, 106397 (2023). <https://doi.org/10.1016/j.ipl.2023.106397>
13. Dommers, S., Van Der Hofstad, R., Hooghiemstra, G.: Diameters in preferential attachment models. *Journal of Statistical Physics* **139**, 72–107 (2010). <https://doi.org/10.1007/s10955-010-9921-z>
14. Duchon, P., Hanusse, N., Lebhar, E., Schabanel, N.: Could any graph be turned into a small-world? *Theoretical Computer Science* **355**(1), 96–103 (2006). <https://doi.org/10.1016/j.tcs.2005.12.008>, complex Networks
15. Erdős, P., Harary, F., Tutte, W.T.: On the dimension of a graph. *Mathematika* **12**(2), 118–122 (1965). <https://doi.org/10.1112/S0025579300005222>

16. da Fontoura Costa, L., Jr., O.N.O., Travieso, G., Rodrigues, F.A., Boas, P.R.V., Antiqueira, L., Viana, M.P., Rocha, L.E.C.: Analyzing and modeling real-world phenomena with complex networks: a survey of applications. *Advances in Physics* **60**(3), 329–412 (2011). <https://doi.org/10.1080/00018732.2011.572452>
17. Fraigniaud, P.: Greedy routing in tree-decomposed graphs. In: Brodal, G.S., Leonardi, S. (eds.) *Algorithms – ESA 2005*. pp. 791–802. Springer Berlin Heidelberg, Berlin, Heidelberg (2005). https://doi.org/10.1007/11561071_70
18. Funke, S., Storandt, S.: Provable efficiency of contraction hierarchies with randomized preprocessing. In: Elbassioni, K., Makino, K. (eds.) *Algorithms and Computation*. pp. 479–490. Springer Berlin Heidelberg, Berlin, Heidelberg (2015)
19. Geisberger, R., Sanders, P., Schultes, D., Vetter, C.: Exact routing in large road networks using contraction hierarchies. *Transportation Science* **46**(3), 388–404 (2012). <https://doi.org/10.1287/trsc.1110.0401>
20. Gfeller, B., Vicari, E.: A randomized distributed algorithm for the maximal independent set problem in growth-bounded graphs. In: *Proceedings of the Twenty-Sixth Annual ACM Symposium on Principles of Distributed Computing*. p. 53–60. PODC '07, Association for Computing Machinery, New York, NY, USA (2007). <https://doi.org/10.1145/1281100.1281111>
21. Gila, O., Ozel, E., Goodrich, M.: Highway preferential attachment models for geographic routing. In: *Combinatorial Optimization and Applications: 16th International Conference, COCOA 2023, Hawaii, HI, USA, December 15–17, 2023, Proceedings, Part II*. pp. 56–80. Springer-Verlag, Berlin, Heidelberg (2023). https://doi.org/10.1007/978-3-031-49614-1_4
22. Goodrich, M.T., Ozel, E.: Modeling the small-world phenomenon with road networks. In: *Proceedings of the 30th International Conference on Advances in Geographic Information Systems. SIGSPATIAL '22, Association for Computing Machinery, New York, NY, USA (2022)*. <https://doi.org/10.1145/3557915.3560981>
23. Gupta, A., Krauthgamer, R., Lee, J.: Bounded geometries, fractals, and low-distortion embeddings. In: *44th Annual IEEE Symposium on Foundations of Computer Science, 2003. Proceedings*. pp. 534–543 (2003). <https://doi.org/10.1109/SFCS.2003.1238226>
24. Hui, K., Lui, J., Yau, D.: Small world overlay p2p networks. In: *Twelfth IEEE International Workshop on Quality of Service, 2004. IWQOS 2004*. pp. 201–210 (2004). <https://doi.org/10.1109/IWQOS.2004.1309383>
25. Karger, D.R., Ruhl, M.: Finding nearest neighbors in growth-restricted metrics. In: *Proceedings of the Thiry-Fourth Annual ACM Symposium on Theory of Computing*. pp. 741–750. STOC '02, Association for Computing Machinery, New York, NY, USA (2002). <https://doi.org/10.1145/509907.510013>
26. Kempe, D., Kleinberg, J.: Protocols and impossibility results for gossip-based communication mechanisms. In: *The 43rd Annual IEEE Symposium on Foundations of Computer Science, 2002. Proceedings*. pp. 471–480 (2002). <https://doi.org/10.1109/SFCS.2002.1181971>
27. Kempe, D., Kleinberg, J., Demers, A.: Spatial gossip and resource location protocols. *J. ACM* **51**(6), 943–967 (Nov 2004). <https://doi.org/10.1145/1039488.1039491>
28. Kleinberg, J.: The small-world phenomenon: an algorithmic perspective. In: *Proceedings of the Thirty-Second Annual ACM Symposium on Theory of Computing*. pp. 163–170. STOC '00, Association for Computing Machinery, New York, NY, USA (2000). <https://doi.org/10.1145/335305.335325>

29. Kleinberg, J.: Small-world phenomena and the dynamics of information. In: Proceedings of the 14th International Conference on Neural Information Processing Systems: Natural and Synthetic. p. 431–438. NIPS'01, MIT Press, Cambridge, MA, USA (2001)
30. Kochen, M., Pool, I.d.S., Milgram, S., Newcomb, T.M.: The small world (1989)
31. Konjevod, G., Richa, A.W., Xia, D.: Dynamic routing and location services in metrics of low doubling dimension. In: Proceedings of the 22nd International Symposium on Distributed Computing. p. 379–393. DISC '08, Springer-Verlag, Berlin, Heidelberg (2008). https://doi.org/10.1007/978-3-540-87779-0_26
32. Konjevod, G., Richa, A.W., Xia, D., Yu, H.: Compact routing with slack in low doubling dimension. In: Proceedings of the Twenty-Sixth Annual ACM Symposium on Principles of Distributed Computing. p. 71–80. PODC '07, Association for Computing Machinery, New York, NY, USA (2007). <https://doi.org/10.1145/1281100.1281113>
33. Krauthgamer, R., Lee, J.R.: The intrinsic dimensionality of graphs. In: Proceedings of the Thirty-Fifth Annual ACM Symposium on Theory of Computing. p. 438–447. STOC '03, Association for Computing Machinery, New York, NY, USA (2003). <https://doi.org/10.1145/780542.780607>
34. Kuhn, F., Moscibroda, T., Wattenhofer, R.: On the locality of bounded growth. In: Proceedings of the Twenty-Fourth Annual ACM Symposium on Principles of Distributed Computing. p. 60–68. PODC '05, Association for Computing Machinery, New York, NY, USA (2005). <https://doi.org/10.1145/1073814.1073826>
35. Li, H.J., Xu, W., Song, S., Wang, W.X., Perc, M.: The dynamics of epidemic spreading on signed networks. *Chaos, Solitons & Fractals* **151**, 111294 (2021). <https://doi.org/10.1016/j.chaos.2021.111294>
36. Li, X., Wu, J.: Searching techniques in peer-to-peer networks. *Handbook on Theoretical and Algorithmic Aspects of Sensor, Ad Hoc Wireless, and Peer-to-Peer Networks* (08 2005). <https://doi.org/10.1201/9780203323687.ch37>
37. Malkhi, D., Naor, M., Ratajczak, D.: Viceroy: a scalable and dynamic emulation of the butterfly. In: Proceedings of the Twenty-First Annual Symposium on Principles of Distributed Computing. p. 183–192. PODC '02, Association for Computing Machinery, New York, NY, USA (2002). <https://doi.org/10.1145/571825.571857>
38. Martel, C., Nguyen, V.: Analyzing kleinberg's (and other) small-world models. In: Proceedings of the Twenty-Third Annual ACM Symposium on Principles of Distributed Computing. p. 179–188. PODC '04, Association for Computing Machinery, New York, NY, USA (2004). <https://doi.org/10.1145/1011767.1011794>
39. Milgram, S.: The small world problem. *Psychology today* **2**(1), 60–67 (1967)
40. Rosenberg, E.: *A Survey of Fractal Dimensions of Networks*. Springer Publishing Company, Incorporated, 1st edn. (2018)
41. Sander, L., Warren, C., Sokolov, I.: Epidemics, disorder, and percolation. *Physica A: Statistical Mechanics and its Applications* **325**(1), 1–8 (2003). [https://doi.org/10.1016/S0378-4371\(03\)00176-6](https://doi.org/10.1016/S0378-4371(03)00176-6), *stochastic Systems: From Randomness to Complexity*
42. Shin, J.Y., Wong, B., Sirer, E.G.: Small-world datacenters. In: Proceedings of the 2nd ACM Symposium on Cloud Computing. SOCC '11, Association for Computing Machinery, New York, NY, USA (2011). <https://doi.org/10.1145/2038916.2038918>
43. Singla, A., Hong, C.Y., Popa, L., Godfrey, P.B.: Jellyfish: Networking data centers randomly. In: 9th USENIX Symposium on Networked Systems Design and Implementation (NSDI 12). pp. 225–238. USENIX Association, San Jose, CA (Apr 2012), <https://www.usenix.org/conference/nsdi12/technical-sessions/presentation/singla>

44. de Sola Pool, I., Kochen, M.: Contacts and influence. *Social networks* **1**(1), 5–51 (1978)
45. Sun, Q., Lin, K., Si, C., Xu, Y., Li, S., Gope, P.: A secure and anonymous communicate scheme over the internet of things. *ACM Trans. Sen. Netw.* **18**(3) (Apr 2022). <https://doi.org/10.1145/3508392>
46. Travers, J., Milgram, S.: An experimental study of the small world problem. In: *Social networks*, pp. 179–197. Elsevier (1977)
47. Warren, C.P., Sander, L.M., Sokolov, I.M.: Firewalls, disorder, and percolation in epidemics (2001). <https://doi.org/10.48550/arXiv.cond-mat/0106450>
48. Watts, D.J., Strogatz, S.H.: Collective dynamics of ‘small-world’ networks. *nature* **393**(6684), 440–442 (1998)
49. Zhang, H., Goel, A., Govindan, R.: Using the small-world model to improve freenet performance. In: *Proceedings. Twenty-First Annual Joint Conference of the IEEE Computer and Communications Societies*. vol. 3, pp. 1228–1237 vol.3 (2002). <https://doi.org/10.1109/INFCOM.2002.1019373>

A Related Prior Work

Prior to Milgram’s experiment, Pool and Kochen [44] as well as others [30] found that if social connections were selected uniformly from the population, then the diameter of the graph is small with high probability. While interesting, these early results did not provide a compelling reason for the small-world phenomenon. In 1998, Watts and Strogatz suggested that individuals should have both “local” connections to adjacent nodes as well as “long-range” contacts like the ones studied prior [48]. This captured a sense of locality to social networks, and was able to model several natural and manmade phenomena. Kleinberg [28] generalized and improved their model, altering the criteria for choosing long-range contacts such that the graph enabled greedy routing between any two nodes to succeed with high probability in $\mathcal{O}(\log^2 n)$ time. Martel and Nguyen [38] later found that greedy routing in Kleinberg’s model runs in $\Theta(\log^2 n)$ time yet the diameter of the graph is $\Theta(\log n)$, meaning that Kleinberg’s algorithm fails to find the true shortest paths available in the graph by a $\log n$ factor. Other works have implemented Kleinberg’s analyses in other topologies and types of graphs [5, 14, 17, 29].

Another small-world model is the *preferential attachment* model of Barabási and Albert [4]. Here, nodes are added to the graph one at a time. New nodes connect to randomly selected other nodes, with probability proportional to the other nodes’ degree (a “rich-get-richer” process). Dommers, Hofstad, and Hooghiemstra [13] showed that the diameter of this model is low, yet unlike Kleinberg’s model, no greedy algorithm exists to find such short paths between nodes. Since then, there have been efforts to combine the two models in order to get the best of both worlds. Bringmann, Keusch, Lengler, Maus, and Molla propose such a model with an average $\mathcal{O}(\log \log n)$ greedy routing time, yet their model requires nodes of the network to be randomly distributed in some geometric space. Goodrich and Ozel take another approach, inspired by the U.S. highway system (which is ultimately what carried the messages shared in Milgram’s experiment), called the *neighborhood preferential attachment* model. Nodes are again added to the graph one at a time, but the probability of connecting to some other node v is based both on the degree of v as well as the distance between the new node and v . While their intuition was corroborated by their strong empirical results as well as by Abraham, Fiat, Goldberg, and Werneck’s work on the *highway dimension* of graphs [2], Goodrich and Ozel were not able to prove any theoretical bounds for their model [22]. In 2023, Gila, Ozel, and Goodrich [21] adapted the model of Goodrich and Ozel back to a lattice, their *randomized highway* model, and were able to show that it expects to perform greedy routing in $\mathcal{O}(\log n)$ time.

B Omitted Results and Proofs

Here we provide additional lemmas and proofs omitted from the main text.

The Number of Independent Balls. The following result tightly bounds the number of independent balls present in the graph. This result is important for lower bounding the distance to the highway, as is done in the proof of Lemma 4.

Lemma 5. *A fixed-growth graph \mathcal{G} with dimensionality α contains $\Theta\left(\frac{n}{\ell^\alpha}\right)$ independent balls of radius ℓ .*

Proof. Consider the following procedure:

1. Consider all nodes in \mathcal{G} as “available”.
2. Pick an arbitrary available node u and mark all nodes in $\mathcal{B}_{2\ell}(u)$ as “unavailable”.
3. Add u to the set of ball centers.
4. Repeat steps 2 and 3 until all nodes are marked as unavailable.

In step 2 we mark $\Theta(\ell^\alpha)$ nodes as unavailable, allowing our procedure to repeat $\Theta\left(\frac{n}{\ell^\alpha}\right)$ times, picking a new ball center each time. Balls of radius ℓ centered around each center must be independent since they are at least 2ℓ apart. \square

The Probability of Distance Improving. In this section we lower bound the probability that a random long-range contact v of node u improves its distance to another node t by a constant factor.

Lemma 6. *The probability that any of the long-range contacts of a highway node u improves its distance to the destination t by a factor of c is at least proportional to $[(c+1)^\alpha z(u)]^{-1}$ for $c \geq c_0$ for some constant c_0 .*

Corollary 1. *The probability that any of the long-range contacts of a highway node u improves its distance to the destination t by a factor of c is at most proportional to $[(c-1)^\alpha z(u)]^{-1}$ for $c \geq c_0$ for some constant c_0 .*

Proof. Assume we are at highway node u which is at distance $d > c \Theta(\sqrt[k]{k \log n})$ from the destination t for some arbitrary constant $c > 1$. From Lemma 1.1, we know that there are $\Theta\left(\frac{d^\alpha}{c^\alpha k}\right)$ highway nodes in $\mathcal{B}_{d/c}(u)$ w.h.p. The maximum distance between u and any node in $\mathcal{B}_{d/c}(u)$ is $d + d/c$. Using this, and letting v be an arbitrary long-range connection of u , we obtain:

$$\Pr(v \in \mathcal{B}_{d/c}(u)) \geq \frac{\Theta\left(\frac{d^\alpha}{c^\alpha k}\right)}{d^\alpha (1 + 1/c)^\alpha z(u)} = \Theta([(c+1)^\alpha k z(u)]^{-1})$$

The probability of v not being in $\mathcal{B}_{d/c}(u)$ is $1 - \Pr(v \in \mathcal{B}_{d/c}(u)) \leq e^{-\Pr(v \in \mathcal{B}_{d/c}(u))}$, using the fact that $1 + x \leq e^x$. Recalling that each highway node has $\Theta(k)$ long-range contacts, the probability that none of them are in $\mathcal{B}_{d/c}(u)$ is at most $e^{-k \Pr(v \in \mathcal{B}_{d/c}(u))} = e^{-\Theta([(c+1)^\alpha z(u)]^{-1})}$. Since $z(u)$ is at least a constant, c can be picked large enough such that the exponent is small, such that the inequality

$e^{-x} \leq 1 - x/2$ holds, and the probability that none of u 's long-range contacts are in the ball is at most $1 - \Theta([(c+1)^\alpha z(u)]^{-1})$. Consequently, the probability that any of u 's long-range contacts are in the ball is at least $\Theta([(c+1)^\alpha z(u)]^{-1})$. The corollary follows from a very similar analysis by assuming that all the highway nodes are as close to u as possible, i.e., at distance $d - d/c$ from u . \square

The Existence of Closer long-range Contacts. While greedily routing on a fixed-growth graph it is important to stay on the highway for as long as possible, since there may be significant cost associated with returning to the highway, e.g., $\mathcal{O}(k)$ hops. Note that there exist variants of our fixed-growth graphs where this time may be significantly reduced, or where there is always a closer highway node by construction,³ but we include this result for the most general and loosest case.

Lemma 7. *For $k \in \Omega(\log n)$, the greedy routing process stays on the highway \mathcal{H} long enough to reach within distance $\mathcal{O}(\sqrt[3]{k \log n})$ of the destination t w.h.p.*

Corollary 2. *For $k \in \Omega(\log n)$, the greedy routing process can expect to stay on \mathcal{H} long enough to reach within distance $\mathcal{O}(\sqrt[3]{k})$ of an arbitrary destination t .*

Proof. When [21] prove a similar result for their lattice-based randomized highway model, they make extensive use of the underlying lattice geometry, specifically the fact where they know exactly how many balls of some radius and some distance from u are closer to t . While we do not have this luxury, we can still achieve similar results in this more general setting by using a bit more care.

Specifically, let us consider an arbitrary, optimal (i.e., $d(u, t)$ -length) path from u to t . Let c_b be the $1 + (b \times c)$ -th node on this path.⁴ All nodes within radius bw of c_b are closer to t than to u . And any node within radius bw of c_b which is not within radius $(b-1)w$ of c_{b-1} is a previously unseen, “fresh” node. Setting our width w to $\Theta(\sqrt[3]{k \log n})$ our results from Lemma 2 directly apply, and we expect to see $\Theta(b^{\alpha-1} \log n)$ fresh nodes within radius bw of c_b . The maximum distance between u and any such node is $1 + 2bw = \mathcal{O}(bw)$. Similarly, there are $\Theta(d(u, t)/w)$ such ball centers b along the path. Let us consider the probability that one particular long-range connection v of u is closer to t .

$$\begin{aligned} \Pr(v \text{ is closer to } t) &\geq \sum_{b=1}^{\Theta(d(u,t)/w)} \frac{\text{min \# fresh highway nodes}}{z(u)(\text{max distance to fresh node})^\alpha} \\ &\geq z(u)^{-1} \sum_{b=1}^{\Theta(d(u,t)/w)} \frac{\Theta(b^{\alpha-1} \log n)}{\Theta(bw)^\alpha} \\ &= \Theta([kz(u)]^{-1}) \sum_{b=1}^{\Theta(d(u,t)/w)} \frac{1}{b} = \Theta\left(\frac{1}{kz(u)} \log \frac{d(u, t)}{w}\right) \end{aligned}$$

³ As long as the destination is a sufficient distance away.

⁴ In order to achieve independence for using the improved normalization constant from Lemma 3.3, we need to consider nodes at least a distance $\Omega(\sqrt[3]{k})$ apart. This can be achieved by letting c_b refer to the $a\sqrt[3]{k} + b \times w$ -th node on the path, for some sufficiently large constant a , without affecting the results.

Assuming that $d(u, t) \in \Omega(\sqrt[k]{k \log n}) = \Omega(w)$, we see that the probability that v is closer to t is at least proportional to $\log(d(u, t))/(kz(u))$. Recalling that u has $\Theta(k)$ long-range contacts, the probability that none of them are closer to t is at most $d(u, t)^{-\Theta(1/z(u))}$. This probability is identical to that used in [21], and the rest of the proof follows for values of $k \in \Omega(\log n)$. The corollary follows by assuming with constant probability that there exist highway nodes within distance $\mathcal{O}(\sqrt[k]{k})$ of t , along with a more optimistic choice of w . Note that the corollary is in expectation rather than w.h.p. \square

Contacts Into and Out Of a Ball. When upper bounding the diameter of a randomized highway graph with fixed growth, it is important to know how quickly the highway nodes can be navigated. In the worst case, all the already-visited highway nodes are as far as possible from other highway nodes. For example, we consider the case where a highway node u has no available long-range constants within some radius ℓ .

Lemma 8. *The probability that a long-range contact v of a highway node u lies outside of $\mathcal{B}_\ell(u)$, for $\ell \leq \sqrt[k]{n}^\theta$ and $\theta < 1$ is at least proportional to $\frac{\log n}{kz(u)}$.*

Corollary 3. *The probability that highway node u is the i -th long-range contact of any highway node outside of $\mathcal{B}_\ell(u)$ is at least proportional to $\frac{\log n}{kz}$, where z is the weakest normalization constant bound of any highway node from Lemma 3.1.*

Proof. Without loss of generality we can assume that $\ell \in \omega(\sqrt[k]{k \log n})$ since any smaller value of ℓ would only make the probability larger. Doing this, we can lower bound the probability of v being outside of $\mathcal{B}_\ell(u)$ as follows.

$$\begin{aligned}
\Pr(v \notin \mathcal{B}_\ell(u)) &\geq \sum_{b=\ell/w}^{\Theta(\sqrt[k]{n}/w)} \frac{\min \# \text{ highway nodes in } \mathcal{S}_b^{(w)}}{(\max \text{ distance to node in } \mathcal{S}_b^{(w)})^\alpha z(u)} \\
&= z(u)^{-1} \sum_{b=\ell/w}^{\Theta(\sqrt[k]{n}/w)} \frac{\Theta(b^{\alpha-1} \log n)}{(bw)^\alpha} \\
&= \frac{1}{\Theta(kz(u))} \left(\log \frac{\sqrt[k]{n}}{w} - \log \frac{\ell}{w} \right) = \frac{1}{\Theta(kz(u))} (\log \sqrt[k]{n} - \log \ell) \\
&\geq \frac{1}{\Theta(kz(u))} (\log \sqrt[k]{n} - \log \sqrt[k]{n}^\theta) = \frac{\frac{1}{\alpha} \log n}{\Theta(kz(u))} (1 - \theta) \\
&= \Theta\left(\frac{\log n}{kz(u)}\right)
\end{aligned}$$

The corollary follows by a similar summation in the reverse direction, only considering one long-range contact per highway node, and assuming the worst case scenario for z . \square

C More Experiments

In this section we support our assumption that the estimated dimensionality α is a better indicator of the optimal clustering exponent than network size. Our experimental framework is very similar to that of the recent papers analyzing U.S. road networks as small-world graphs [21, 22]. We use the same data set and methodology to represent the graphs [11, 19]. The full code for our experiments can be found at <https://github.com/ofekih/Fast-Geographic-Routing-in-Fixed-Growth-Graphs>.

Estimating Dimensionality and Clustering Coefficient. In a fixed-growth graph with constant dimensionality α , $|\mathcal{B}_\ell(u)| \in \Theta(\ell^\alpha)$ for any u and reasonable values of $\ell > 0$. When $\ell = 0$, however, there is only one node in the ball, so we can correct our estimate by adding 1 to the ball size, i.e., $|\mathcal{B}_\ell(u)| = 1 + \Theta(\ell^\alpha)$, or equivalently, $|\mathcal{B}_\ell(u)| - 1 = \Theta(\ell^\alpha)$. Removing the asymptotic notation, we have $c_1 \ell^\alpha \leq |\mathcal{B}_\ell(u)| - 1 \leq c_2 \ell^\alpha$ for some constants $c_1 < c_2$. For any finite graph, we can use the distance between c_1 and c_2 as some measure of how well the graph fits a fixed-growth model with dimensionality α .

For simplicity, let us momentarily imagine a lattice \mathcal{L} . A more accurate estimate for the ball size of a lattice actually has an additional factor of 2α , i.e., $2\alpha\ell^\alpha$, since nodes that are not on the edge have 2α local contacts. Furthermore, if the lattice does not have wrap-around edges, a node in a corner of a 2D lattice will only have one fourth the growth rate of a node in the center, or $2^{-\alpha}$ times the growth rate for general α . Both of these factors that depend on α would be hidden from the big- \mathcal{O} notation but would affect the constants c_1 and c_2 . To minimize their influence, we use the *ratio* c_2/c_1 as our measure of how well the graph fits a fixed-growth model with dimensionality α . It is then just a matter of finding the α that minimizes this ratio over all nodes with balls of all radii. Since we dealt with rather large graphs, minimizing the ratio was computationally expensive, so we instead sampled balls of all sizes for thousands of random nodes, determined the best α for each node, and used the median of these α values as our estimate for the overall graph dimensionality.

In order to estimate the optimal clustering coefficient s , we tried a range of different values for each state, hundreds of thousands of randomized greedy routing experiments for each. We used a highway constant $k = \log n$, but anecdotally reached very similar results using $k = 1$ and even by using a power law distribution as was done in [22]. Running these experiments was very time consuming, and there was often a range of clustering exponents that achieved very similar performance (see [22]), so our results may contain errors of up to ± 0.05 , which may explain some of the variance but should not significantly affect our conclusions.

Dimensionality vs. Network Size. In a previous analysis of U.S. road networks [22], it was conjectured that the optimal clustering exponent should increase as the size of the state increases, tending towards 2. From our method of

estimating dimensionality from the previous section, it is indeed true for lattices that as the side length increases, the estimated dimensionality increases until it approaches the true dimensionality. The question remains, however, whether it is the network size or the estimated dimensionality which more directly predicts the optimal clustering exponent. While it is hard to determine a clear causal relationship, it is clear from our results in Figure 5 that our estimated dimensionality α is a much better indicator than the network size. These results further support and motivate our fixed-growth model and the theoretical findings in this paper.

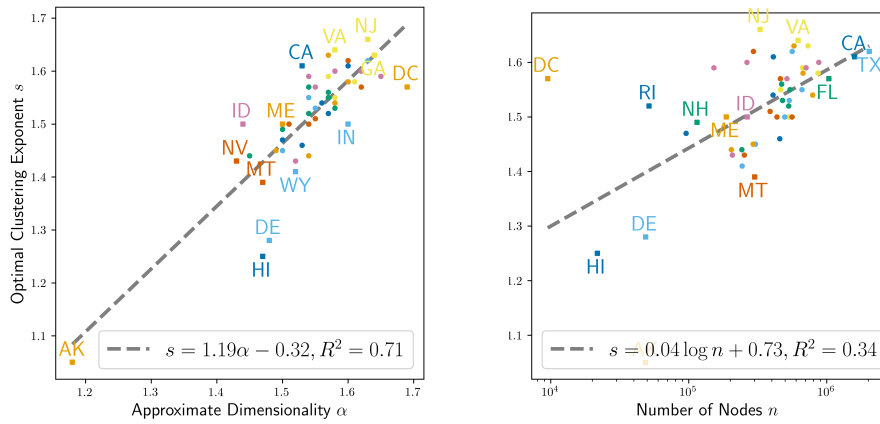


Fig. 5: A comparison between the dimensionality α (left) and the number of nodes n (right) as indicators for the optimal clustering coefficient s . It is clear that the dimensionality α is a much better indicator than the network size.