
Examining Two Hop Reasoning Through Information Content Scaling

David Johnston¹ Nora Belrose¹

Abstract

Prior work has found that transformers have an inconsistent ability to learn to answer latent two-hop questions – questions of the form “Who is Bob’s mother’s boss?” We study why this is the case by examining how transformers’ capacity to learn datasets of two-hop questions and answers (two-hop QA) scales with their size, motivated by prior work on transformer knowledge capacity for simple factual memorization. We find that capacity scaling and generalization both support the hypothesis that latent two-hop QA requires transformers to *learn each fact twice*, while two-hop QA with chain of thought does not. We also show that with appropriate dataset parameters, it is possible to “trap” very small models in a regime where they memorize answers to two-hop questions independently, even though they would perform better if they could learn to answer them with function composition. Our findings show that measurement of capacity scaling can complement existing interpretability methods, though there are challenges in using it for this purpose.

1. Introduction

1.1. Motivation

Many existing transformer interpretability methods, like probing (Belinkov, 2022) and sparse autoencoders (Huben et al., 2023) mostly involve extracting interpretable signals from the activations. These allow us to identify features that are relevant to the computation for particular data points, but they also necessarily ignore other parts of the computation. Another ubiquitous method for understanding models is to test how they generalize to situations absent from the training data – this is extremely useful, but so standard it would not typically be considered an “interpretability technique”. Both methods come with limitations: hidden state probing may fail to capture important features of the computation or fail to yield useful hypotheses about how

the model is computing answers. It is usually infeasible to test a model’s generalization performance on all tasks that might be of interest.

We investigate a new, complementary method for interpreting transformers: *information content*. Prior work by Allen-Zhu & Li (2024) found that sufficiently trained transformers can memorize facts up to a limit of around 2 bits per parameter, independent of architecture or dataset size. Let’s consider carefully what this figure might represent. It cannot represent the maximum rate of compression of every trained transformer. Transformers are feedforward networks, so if a dataset benefits from recurrence, the best a transformer can do is learn several layers that all apply the same function (perhaps up to some symmetry). A good compression algorithm could recognise the repetition of layers, and encode a single layer along with the instruction to repeat it a sufficient number of times, but this affords no opportunity to the transformer to pack the computation into fewer parameters.

We hypothesize that the figure of 2 bits per parameter represents how a transformer can be compressed with respect to a model of computation that matches the transformer’s architecture. This compression is very efficient for factual recall tasks, because they do not benefit from recurrence, but will be less efficient in tasks that do benefit from recurrence. We will call this imprecise notion the “native information content” of a transformer, and we will study how this figure scales with model size for the task of two-hop question answering.

The native information content of transformers is interesting because it relates to how well transformers generalize at different tasks. Information compression is closely linked to learning in general – given a sequence of data (X_1, X_2, \dots) sampled from a distribution $P(X)$, the more efficiently we can model P , the more efficiently we can encode the data. Furthermore, there are numerous expressions of general principles that compact or simple representations of data generating processes are “good” ones (Solomonoff, 1964), and numerous researchers have expressed a general view that compression and intelligence are tightly linked (Delétang et al., 2023).

We can also make specific predictions about generalization for different scaling rates of information content capacity. For example, a theorem proving system that proves everything from a fixed set of first principles will exhibit no

¹EleutherAI. Correspondence to: David Johnston <david@eleuther.ai>.

increase in information content as the set of proven theorems is expanded, and we may surmise that this system will be able to prove many unseen theorems without additional training. A theorem proving system that uses a very large collection of heuristics of limited applicability will exhibit increasing information content requirements as it learns to prove more theorems, and may not be able to prove many unseen theorems.

1.2. Two hop question answering

In this work we measure the information content scaling of transformers trained to answer two-hop questions. Suppose we have a dataset of two-hop questions with answers (that is, strings of the form “Who is Bob’s boss’s best friend? Mary”). If we have a dataset that contains such a question for every person and pair of relationships, then a model that memorizes the answers $h(\text{Bob}, \text{boss}, \text{best friend})$ to all such questions independently will take $|N||R|^2 \log |N|$ bits (this is the “hash table” model of computation), where N is the set of people in the dataset and R the set of relationships. There is a much more efficient way to answer such questions: we learn a function $f : N \times R \rightarrow N$ that memorizes each person’s relationships, taking $|N||R| \log |N|$ bits, and then we apply it twice. That is, we would answer the original question with $f(f(\text{Bob}, \text{boss}), \text{best friend})$. Because f is reused, we reduce the memorization requirement by a factor of $|R|$ – but, because f is reused, we believe this algorithm is impossible to implement without recurrence.

Because a transformer is purely feed forward, by the time an answer to $f(\text{Bob}, \text{boss})$ is obtained, it cannot “go back” and reapply f . Instead, it may need to learn two functions f_1 and f_2 with the only difference being that f_2 is stored in later layers than f_1 , and compute $f_2(f_1(\text{Bob}, \text{boss}), \text{best friend})$. This is far from the only algorithm a transformer could learn that is compatible with its feed-forward architecture. The main point is that two-hop question answering requires answers (or partial answers) to factual lookups to be fed back into the same factual lookups, and this appears to necessitate that transformers replicate factual information across different layers.

1.2.1. GENERALIZATION PROPERTIES OF DIFFERENT TWO-HOP ALGORITHMS

We represent two-hop questions using the schema (e_1, r, e_2, a, s) , where e_1 is the first entity, r is the first relation, e_2 is the intermediate entity, a is the attribute in question (which may be another relation, or some other property of e_2), and s is the solution. For example, in the question “Who is Bob’s mother’s boss?”, we have $e_1 = \text{Bob}$, $r = \text{mother}$, $e_2 = \text{Bob’s mother}$, $a = \text{boss}$, and $s = \text{Mary}$. Note that specifying (e_1, r, a) is sufficient to fully specify a two-hop question.

If we suppose that the training data only determines the content of the “fact lookup functions” (h, f, f_1, f_2) , and any “wrapper code” required to use them is learned perfectly in every case, we can deduce a different generalization signature for each of the three schemes presented. The hash table model h will only correctly answer questions that are present in the training data, while “two function composition” f_1, f_2 requires (e_1, r) present as a *first hop* in training so it is learned by f_1 , and (e_2, a) present as a *second hop* in training so it is learned by f_2 . Finally, “recurrent composition” with f requires only that both facts (e_1, r) and (e_2, a) are present in training – once they are learned by f , they can be applied in either position. This is summarized in Table 1.

1.2.2. EMPIRICAL EVIDENCE REGARDING TWO-HOP GENERALIZATION

Wang et al. (2024) found evidence for the “two function composition” algorithm for answering latent two-hop questions. Specifically, they found:

- Supervised probes in the middle layers can extract the answers to the first hop of two-hop questions in transformers trained to answer two-hop questions
- Transformers trained to answer two-hop questions fail to generalize to unseen questions (e_1, r_1, r_2) if (e_1, r_1) and (e_2, r_2) are only seen in the context of one-hop questions in the training data

This evidence is suggestive, but not decisive. The probing results suggest that one aspect of our intuition was sound – that transformers require answers to the first hop to be made available early enough for subsequent processing to be feasible. However, absent proof, there is a large space of possible algorithms that could be used for this purpose. For example, it may be possible in principle to look up the answer to the first hop and encode both this answer and the entire function $f(\cdot, r_2) : N \rightarrow N$ this in activations, which may then be evaluated on e_1 using an evaluation map which can perhaps be encoded weight-efficiently.

In this work, we assess which of the proposed algorithms best matches the observed information content scaling of transformers trained to answer two-hop questions, which gives us an independent line of evidence regarding which algorithm transformers implement for this task.

1.3. Summary

- We trained transformers of a variety of sizes and depths on a collection of synthetic two-hop QA datasets of varying sizes
- For one-hop QA, we reproduced previous results of a “knowledge capacity” of about 2 bits per parameter

Algorithm	Present in Training			Correctly answered (e_1, r, a)
	(e_1, r) and (e_2, a)	First Hop (e_1, r) and Second Hop (e_2, a)	(e_1, r, a)	
$h(e_1, r, a)$	Yes	Yes	Yes	Yes
$h(e_1, r, a)$	Yes	Yes	No	No
$h(e_1, r, a)$	Yes	No	No	No
$f_2(f_1(e_1, r), a)$	Yes	Yes	Yes	Yes
$f_2(f_1(e_1, r), a)$	Yes	Yes	No	Yes
$f_2(f_1(e_1, r), a)$	Yes	No	No	No
$f(f(e_1, r), a)$	Yes	Yes	Yes	Yes
$f(f(e_1, r), a)$	Yes	Yes	No	Yes
$f(f(e_1, r), a)$	Yes	No	No	Yes

Table 1. Predicted generalization properties of different algorithms for two-hop question answering.

- For two-hop QA, we found that the “two function composition” algorithm had a qualitatively better fit to assumptions about knowledge capacity and dataset entropy, but the fit was still questionable
- We conclude there are significant challenges to applying this method of capacity measurement to understand how transformers learn complex, structured data
- We also have a number of minor results:
 - Two hop QA datasets took about 10 times longer to learn than one-hop QA datasets of similar size
 - We were able to “trap” some small transformers in a regime where they memorized the answers to every two-hop question independently instead of learning to compose functions
 - We conduct a more comprehensive assessment of generalization in two-hop QA than previous work, finding that in every case the result appears consistent with “two function composition”

2. Method

2.1. Data

We generated datasets of fictional profiles of “people” from $|N| = 1000$ to $|N| = 250000$ profiles. We call the set of people N . Each person had a randomly selected first, middle and last name, with $|N_0| = 4 \times 10^{11}$ possible combinations. Name combinations were selected without replacement.

Each person had 17 types of “relations” to other people. To make the problem easy to analyse, the relations had no structure - while some relations were called “parents” and others “children”, these relations were independently uniformly randomly selected, so the “child” relation is *not* the inverse of the “parent” relation. We call the set of relations R . Each person also had 4 “properties”. These could be queried at the last hop, but could not constitute a first hop

(as the possible values were not people). Call the set of relations and properties “attributes”, A . Each attribute $a_j \in A$ has a set of possible values V_j .

We had 21 different attributes: 17 relations and 4 properties (birth city, birth date, employer and university).

The profiles were then used to generate questions from templates: one-hop questions took the form “What was {person}’s {relation/attribute}? {answer}”, while two-hop questions took the form “What was {person}’s {relation}’s {relation/attribute}? {answer}”. An earlier version of this work employed diverse paraphrases, but this was abandoned to make the experiment simpler. Thus while the training data is English text, it does not feature any of the variety or structure typically associated with English text.

In every case, all facts were included in the dataset as one-hop questions. We created 7 different held out sets of two-hop questions to test generalization under different conditions. To create hold out sets, we selected particular components of two-hop questions and removed every two-hop question from the training data that featured this component. The held out components were:

- *First Entities* (e_1)
- *First Relations* (r)
- *Second Entities* (e_2)
- *Attributes* (a)
- *Entity 1-relation pairs* (e_1, r)
- *Entity 2-attribute pairs* (e_2, a)
- *Complete questions* (e_1, r, a)

For example, holding out the relation “mother” means that we remove all two-hop questions containing the mother relation, but one-hop questions containing “mother” are still present in the training data.

2.2. Training

We trained transformers based on the Llama architecture (Dubey et al., 2024) from 250K to 15M parameters. We employed a custom tokenizer trained on our data with a vocabulary of 3K in order to facilitate very small parameter counts, since embedding parameters would take up a large fraction of the total parameters otherwise.

We used the μ P parametrization (Yang et al., 2022) for our transformers to enable proper transfer of hyperparameters across different model widths. We used the schedule free AdamW optimizer (Defazio et al., 2024), which allowed us to train for as long as was necessary to achieve our convergence criterion without specifying a learning rate schedule in advance. All tokens but the answer tokens were masked.

A batch size of 32 sequences was used to train all models, and training text was split into 500 token chunks, so that each batch contained 16K tokens (including special tokens). We trained until the loss decreased by less than 10^{-8} per step, this typically took about 10M steps (or 160B tokens) and did not depend strongly on the size of the dataset.

Unless we were training on one-hop questions only, models were trained on a single one-hop question for every 10 two-hop questions.

2.3. Information Content Measurement

By *dataset entropy*, we mean the entropy of a random variable $X := (X_1, X_2, X_3, \dots)$ such that our entire dataset is considered one sample of it.

We define such a random variable as

$$X = (X_{\text{names}}, X_{\text{birth dates}}, X_{e_1 a_1}, \dots, X_{e_1 a_{|A|}}, \dots, X_{e_{|N|} a_{|A|}})$$

Where X_{names} is a random variable describing the uniform selection of N names from N_0 possibilities, and $X_{\text{birth dates}}$ a random variable describing the selection of $|N|$ birth dates from N_b possibilities. Conditioned on these two variables, the attribute values $X_{e_i a_j}$ are uniform IID:

$$P(X_{e_i a_j} | X_{e_{N \setminus i} a_{|A| \setminus j}}, X_{\text{names}}, X_{\text{birth dates}}) = \frac{1}{|V_j|}$$

Here we assume that the receiver already knows which tokens may be used for each answer type, though they don't know, for example, the actual set of names in the dataset. We neglected terms related to the selection of viable tokens from all possible tokens because this number does not scale with the total number of profiles. There are other terms that we can't easily quantify that also don't scale with the number of profiles (e.g. learning to attend to the relevant tokens in the question), and we therefore opted to focus on the scaling with the dataset size.

However the entropy of selecting N names from N_0 possibilities does scale with N . We considered this to contribute $N \log_2 N_0$ bits to the dataset entropy.¹

For one-hop QA, the entropy of an individual answer for an attribute a is $\log_2 |V_a|$, where V_a is the set of possible answers for attribute a , and so the dataset entropy is:

$$E_1 := |N| \log_2 N_0 + |N| \sum_{a \in A \cup R} \log_2 |V_a| \quad (1)$$

Here, A is the set of available attributes and R is the set of available relations.

For two-hop QA, we considered a number of different schemes. In the "recurrent" computational model, the dataset entropy is the same as the one-hop entropy; one can answer all two-hop questions using the recurrent model iff one knows all of the one-hop relations.

$$E_2^{\text{recurrent}} := E_1 \quad (2)$$

Next, we consider the "two-function" computational model. Under this model, "first hop" relations and "second hop" relations are independent facts and therefore have to be sent twice:

$$E_2^{2f} := |N| \log_2 N_0 + 2N \sum_{a \in A} \log_2 |V_a| \quad (3)$$

Finally, in the "independent" model, every answer to every two-hop question is treated as independent. The entropy is equivalent to the entropy of a one-hop dataset with $|R|N$ entities:

$$E_2^{\text{independent}} = |N| \log_2 N_0 + |R| |N| \sum_{a \in A} \log_2 |V_a| \quad (4)$$

To measure the information content of a trained model, for a one-hop QA model we take the difference between the dataset entropy and the sum of cross-entropy losses over all answers and all tokens in each answer (see Allen-Zhu & Li (2024)):

$$C_1 \geq E_1 + |N| |A| \mathbb{E} \log_2 p_{\text{one-hop}} \quad (5)$$

Here $p_{\text{one-hop}}$ is the probability of a correct one-hop answer (across all answer tokens), and the expectation is taken over the entire dataset. We employ a similar rule for independent two-hop QA:

$$C_2^{\text{independent}} \geq E_2^{\text{independent}} - |N| |R| |A| \mathbb{E} \log_2 p_{\text{two-hop}} \quad (6)$$

¹Strictly speaking, there are $\binom{N}{N_0}$ ways to select an unordered set of N names without replacement from N_0 possibilities, corresponding to $\log_2 \binom{N}{N_0}$ bits of information. But in our case $|N| \ll N_0$, so this is a close approximation.

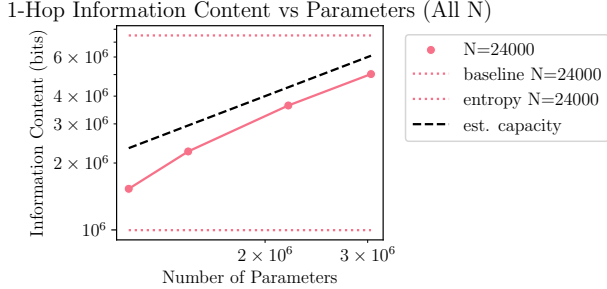


Figure 1. Observed information content scaling on one-hop questions for 4 layer transformers. A loss of zero implies that the information content is equal to the dataset entropy, and a loss equal to predicting the uniform distribution over all answers in the dataset yields the information content level represented by “baseline” (this is nontrivial due to needing to learn the set of names in the dataset out of all possible names).

For recurrent composition and two-function composition, we calculate an “effective loss” for the one-hop functions that are composed to yield the two-hop answer, details are in Appendices A.1 and A.2. We then employ Equation 5 to compute the content:

$$C_2^{\text{recurrent}} \geq E_2^{\text{recurrent}} - |N||A|\mathbb{E} \log_2 p_{\text{eff}}^{\text{recurrent}} \quad (7)$$

$$C_2^{\text{2f}} \geq E_2^{\text{2f}} - |N||A|(\mathbb{E} \log_2 p_{\text{eff}}^{\text{hop 1}} + \mathbb{E} \log_2 p_{\text{eff}}^{\text{hop 2}}) \quad (8)$$

3. Results

3.1. Information Content

We did not perfectly reproduce the existing result of a 2 bit per parameter information capacity for one-hop questions and answers. Instead, **our one-hop training runs yielded an information capacity of around 1.6 bits per parameter** (Figure 1). We did successfully replicate the figure in earlier training runs (Figure 8), but these had somewhat different hyperparameters to the two-hop training runs that appear in this paper – they did not employ μP parametrization and used 4 relations instead of 17 relations.

We observed that transformers exhibited “stacked curve” information content scaling for different dataset sizes (Figure 2). These curves generally began far below the hypothesized 2 bit per parameter capacity, and such transformers had not learned much more than uniform guessing of the answers. Subsequently, the content curve almost kisses the 2 bit per parameter line, before leveling off as it approaches the dataset entropy.

Under the 2 bits per parameter capacity hypothesis, these results fit the two function composition computational model far better than they fit either of the alternative models. This certainly isn’t conclusive evidence for the hypotheses: we

2-Hop Information Content vs Parameters (All N)
Computation Model: two function composition

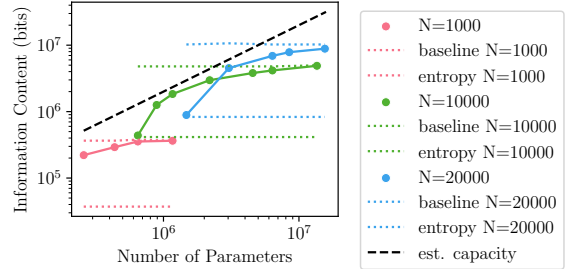


Figure 2. Observed information content scaling on two-hop questions without chain-of-thought generation for 4 layer transformers, assuming the two-function composition computational model. The dataset entropy and baseline curves are not quite constant due to randomly held out attributes differing between datasets.

were only able to assess a limited range of dataset and parameter sizes, we are testing two hypotheses at once (2 bits per parameter capacity as well as the computational model) and the scaling behaviour is more complex than identified in Allen-Zhu & Li (2024) - here, the scaling curves seem to bend towards both the baseline and dataset entropy lines. It is, however, stronger support for the main hypothesis than any of the identified alternatives.

The curved dependence of information content on parameter count may be due to a few factors: first, when the models’ performance on either individual hop (or both together) is too weak, it may be difficult to learn the composition algorithm. Second, models may choose to allocate some fraction of their information budget to memorization, and this fraction may increase as they approach perfect train set performance. Because they are still near their capacity limits, allocating budget to inefficient memorization may prevent them from achieving zero loss on the data. This may be weakly supported by the observation that the “generalization gap” (that is, the difference between train loss and loss on held out questions) grows with larger parameter counts (Figure 4), though this trend may reverse with sufficiently high parameter counts, see the final data point for $N = 1000$. Finally, we use a very crude approximation for the measuring the two-hop capacity when the variance in per-question loss is large, and it may be the case that this is responsible for the shape of the curve.

Allen-Zhu & Li (2024) noted that information capacity did not seem to depend on the model architecture. We also trained deeper models – 12 layers rather than 4 – and observed a similar but less consistent trend (Figure 9). This may be due to the fact that we tuned optimizer hyperparameters for the shallower model and did not adjust them for the deeper model.

2-Hop Information Content vs Parameters (All N)
Computation Model: single function composition

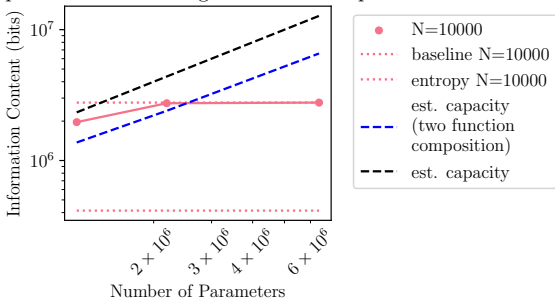


Figure 3. Observed information content scaling on two-hop questions with chain-of-thought generation for 4 layer transformers. The information content exceeds the capacity estimate for two function composition and approaches the capacity for recurrent composition, expected.

3.2. Two Hop Generalization

We find the generalization performance of transformers with no chain-of-thought on two-hop problems precisely matches the prediction of Table 1. In short: without chain of thought, there was no generalization to any case where any component of the first or second hops was systematically excluded from the training data, but there was generalization to the case where complete questions were excluded from the training data (Figures 6 and 4 respectively). This matches prior work by Wang et al. (2024) and extends it by systematically excluding different parts of each hop of two-hop questions, whereas prior work systematically excluded facts from appearing anywhere in any two-hop question.

Recall that training always presented every fact in the context of one-hop questions. Thus our work indicates that facts learned in the context of one-hop questions do not get learned as components of “ f_1 ” or “ f_2 ” unless they actually appear in the right position in a two-hop question.

The situation was somewhat more complicated for generalization with chain-of-thought. We never saw generalization to held out first entities, and always to held out entity 2-attribute pairs, but other held out elements showed generalization in some training runs but not others without a clear pattern (Figure 7). For generalization in chain-of-thought generations the model had to produce tokens (or sets of tokens) that were never seen in the same position during training; we speculate that the inconsistent generalization was the result of competing heuristics (i.e. low marginal probabilities of tokens appearing in some position vs applying the correct rules to answer a two-hop question). While we did not train many models of this type, it’s possible that generalization on particular held out sets for this setup is seed dependent (Zhang et al., 2025). This does indicate that scaling – which was consistent with recurrent composition –

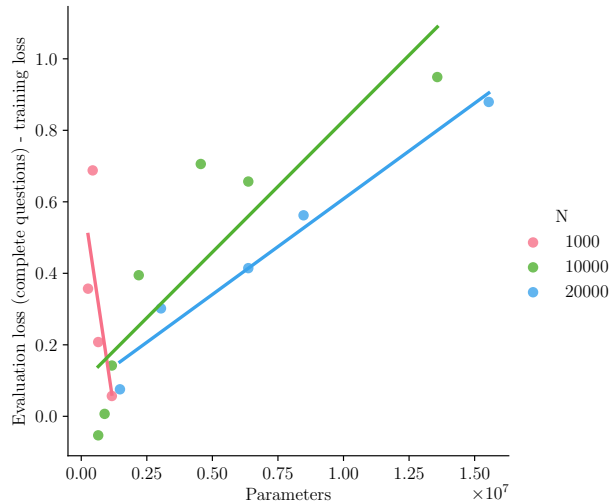


Figure 4. The generalization gap for two-hop question answering. In most cases the gap increased as the parameter count increased. Models trained on the 1000 profile dataset were an exception, with the largest model on this dataset achieving nearly 0 loss on both the train and evaluation sets. It is possible that even larger models might exhibit smaller generalization gaps on the larger datasets.

is not a perfect proxy for generalization.

3.3. Two Hop independent memorization

We have speculated that models learn both independent memorization and the generalizing two function composition algorithms to carry out two-hop reasoning. We experimented with an alternative training regime, where models were incentivised to memorize two-hop answers independently at the expense of learning one-hop answers. We found that these models never learned to generalize, and exhibited significantly lower information content than generalizing models.

Specifically, we used a dataset where each person had 4 relations and 4 properties, rather than 17 relations, and we maintained the ratio of 1 one-hop question for every 10 two-hop questions. In this case, reducing the loss for an individual two-hop question by a fixed amount has $\frac{10}{4} = 2.5$ times the impact on the sum of loss for all questions as reducing the loss for an individual one-hop question. We observe that these models do not learn one-hop question answering much beyond the uniform distribution on possible answers, their capacity scaling approximately matches the expected scaling for independent memorization (Figure 5) and they do not generalize to any held out questions at all.

We hypothesize that the mechanism at work in this case is that the model first learns to memorize individual two-hop answers, because this has a larger impact on the average loss than memorizing one-hop answers, and transformers tend

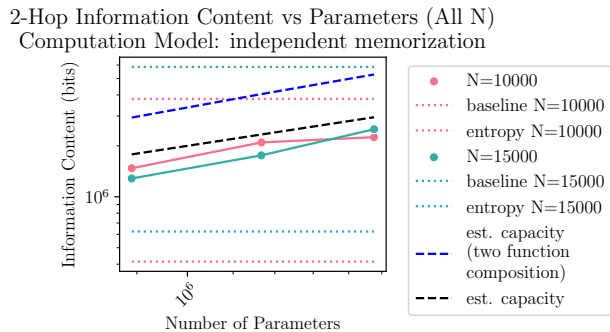


Figure 5. Anomalously low information content for models trained with only 4 relations. The estimated information content approximates the capacity curve if we assume independent memorization of all two hop questions.

to learn simple rules first (see, for example Belrose et al. (2024)). However, due to the limited capacity of our small models, they continue memorizing answers until they do not have capacity to memorize further. This leads the models being trapped in a local minimum: improving performance on one-hop questions (which is necessary to learn function composition) requires making performance worse on the memorized two-hop questions due to capacity limitations. Thus they are “trapped” having learned the nongeneralizing function, even though in principle they have the capacity to perform substantially better if they learned to generalize.

3.4. Discussion and Conclusion

We set out to explore the viability of using information content measurement as a complementary method of transformer interpretability. We adopted a hypothesis driven approach – we guessed that transformers might implement a certain kind of function, deduced information content scaling principles for this kind of function, and tested whether the capacity for transformers to learn the dataset corresponded to these scaling principles.

There are significant challenges to be overcome in order to apply this to transformer interpretability in a scalable fashion. Even in relatively simple cases, it is nontrivial to go from a hypothesis to a capacity scaling curve, and the kinds of transformers we are most interested in are trained on complex and poorly understood data generating processes. We find that we do not reproduce the precise 2 bits per parameter empirical scaling curve on simple factual lookup data, and the fact that dataset choices may introduce uncertainty in this curve makes hypothesis testing more difficult.

Despite this, we do find some support for our main hypothesis that transformers learn two-hop reasoning by memorizing all relevant facts twice by comparing empirical informa-

tion contents to the 2 bits per parameter capacity figure. We also find, as expected, that models using chain of thought are much more efficient at learning two-hop reasoning. Finally, we saw that models with unusually low information content did not generalize, supporting the hypothesis that they learned an inefficient and non-generalizing representation of the data.

A possible real-world example of information content efficiency is the strong performance in mathematical benchmarks for very small distilled “reasoning models” found by DeepSeek-AI et al. (2025). Reasoning models are trained to rely much more on chain-of-thought than traditional language models. As our results suggest, transformers may have a much higher capacity to learn sequential reasoning with chain of thought than in a single forward pass, which seems to require redundant memorization of known facts. It is not clear whether non-reasoning models would actually be running into hard capacity limits here, and it is likely to be difficult to test.

While it is not straightforward to apply this method to interpret models, it is plausible that it can be made to work if the application is compelling enough. The question is whether there are sufficiently compelling applications that cannot be addressed by other methods. At this stage, we are not sure if there are many such applications.

Contributions and Acknowledgements

David Johnston came up with the main ideas behind this project, did all experiments and analysis, and wrote nearly all of the paper. Nora Belrose gave advice and guidance throughout the project. David and Nora are funded by a grant from Open Philanthropy. We thank Coreweave for computing resources.

References

- Allen-Zhu, Z. and Li, Y. Physics of Language Models: Part 3.3, Knowledge Capacity Scaling Laws, April 2024.
- Belinkov, Y. Probing classifiers: Promises, shortcomings, and advances. *Computational Linguistics*, 48(1):207–219, 2022.
- Belrose, N., Pope, Q., Quirke, L., Mallen, A. T., and Fern, X. Neural networks learn statistics of increasing complexity. In *Forty-first International Conference on Machine Learning*, 2024.
- DeepSeek-AI, Guo, D., Yang, D., Zhang, H., Song, J., Zhang, R., Xu, R., Zhu, Q., Ma, S., Wang, P., Bi, X., Zhang, X., Yu, X., Wu, Y., Wu, Z. F., Gou, Z., Shao, Z., Li, Z., Gao, Z., Liu, A., Xue, B., Wang, B., Wu, B., Feng, B., Lu, C., Zhao, C., Deng, C., Zhang, C., Ruan, C., Dai,

- D., Chen, D., Ji, D., Li, E., Lin, F., Dai, F., Luo, F., Hao, G., Chen, G., Li, G., Zhang, H., Bao, H., Xu, H., Wang, H., Ding, H., Xin, H., Gao, H., Qu, H., Li, H., Guo, J., Li, J., Wang, J., Chen, J., Yuan, J., Qiu, J., Li, J., Cai, J. L., Ni, J., Liang, J., Chen, J., Dong, K., Hu, K., Gao, K., Guan, K., Huang, K., Yu, K., Wang, L., Zhang, L., Zhao, L., Wang, L., Zhang, L., Xu, L., Xia, L., Zhang, M., Zhang, M., Tang, M., Li, M., Wang, M., Li, M., Tian, N., Huang, P., Zhang, P., Wang, Q., Chen, Q., Du, Q., Ge, R., Zhang, R., Pan, R., Wang, R., Chen, R. J., Jin, R. L., Chen, R., Lu, S., Zhou, S., Chen, S., Ye, S., Wang, S., Yu, S., Zhou, S., Pan, S., Li, S. S., Zhou, S., Wu, S., Ye, S., Yun, T., Pei, T., Sun, T., Wang, T., Zeng, W., Zhao, W., Liu, W., Liang, W., Gao, W., Yu, W., Zhang, W., Xiao, W. L., An, W., Liu, X., Wang, X., Chen, X., Nie, X., Cheng, X., Liu, X., Xie, X., Liu, X., Yang, X., Li, X., Su, X., Lin, X., Li, X. Q., Jin, X., Shen, X., Chen, X., Sun, X., Wang, X., Song, X., Zhou, X., Wang, X., Shan, X., Li, Y. K., Wang, Y. Q., Wei, Y. X., Zhang, Y., Xu, Y., Li, Y., Zhao, Y., Sun, Y., Wang, Y., Yu, Y., Zhang, Y., Shi, Y., Xiong, Y., He, Y., Piao, Y., Wang, Y., Tan, Y., Ma, Y., Liu, Y., Guo, Y., Ou, Y., Wang, Y., Gong, Y., Zou, Y., He, Y., Xiong, Y., Luo, Y., You, Y., Liu, Y., Zhou, Y., Zhu, Y. X., Xu, Y., Huang, Y., Li, Y., Zheng, Y., Zhu, Y., Ma, Y., Tang, Y., Zha, Y., Yan, Y., Ren, Z. Z., Ren, Z., Sha, Z., Fu, Z., Xu, Z., Xie, Z., Zhang, Z., Hao, Z., Ma, Z., Yan, Z., Wu, Z., Gu, Z., Zhu, Z., Liu, Z., Li, Z., Xie, Z., Song, Z., Pan, Z., Huang, Z., Xu, Z., Zhang, Z., and Zhang, Z. DeepSeek-R1: Incentivizing Reasoning Capability in LLMs via Reinforcement Learning, January 2025.
- Defazio, A., Yang, X. A., Mehta, H., Mishchenko, K., Khaled, A., and Cutkosky, A. The road less scheduled. *arXiv preprint arXiv:2405.15682*, 2024.
- Delétang, G., Ruoss, A., Duquenne, P.-A., Catt, E., Genewein, T., Mattern, C., Grau-Moya, J., Wenliang, L. K., Aitchison, M., Orseau, L., Hutter, M., and Veness, J. Language modeling is compression. *arXiv preprint arXiv:2309.10668*, 2023. URL <https://arxiv.org/abs/2309.10668>.
- Dubey, A., Jauhri, A., Pandey, A., Kadian, A., Al-Dahle, A., Letman, A., Mathur, A., Schelten, A., Yang, A., Fan, A., et al. The llama 3 herd of models. *arXiv preprint arXiv:2407.21783*, 2024.
- Huben, R., Cunningham, H., Smith, L. R., Ewart, A., and Sharkey, L. Sparse autoencoders find highly interpretable features in language models. In *The Twelfth International Conference on Learning Representations*, 2023.
- Solomonoff, R. J. A formal theory of inductive inference. part i. *Information and Control*, 7(1):1–22, 1964. doi: 10.1016/S0019-9958(64)90223-2.
- Wang, B., Yue, X., Su, Y., and Sun, H. Grokked Transformers are Implicit Reasoners: A Mechanistic Journey to the Edge of Generalization, October 2024.
- Yang, G., Hu, E. J., Babuschkin, I., Sidor, S., Liu, X., Farhi, D., Ryder, N., Pachocki, J., Chen, W., and Gao, J. Tensor Programs V: Tuning Large Neural Networks via Zero-Shot Hyperparameter Transfer, March 2022.
- Zhang, Z., Lin, P., Wang, Z., Zhang, Y., and Xu, Z.-Q. J. Initialization is Critical to Whether Transformers Fit Composite Functions by Reasoning or Memorizing, January 2025.

A. Information content estimation

A.1. Two hop recurrent function composition

To simplify the following discussion, we consider only the relations that entities possess and not the additional properties.

Next, we consider the case where we have a collection of two-hop questions and answers. We know that these are generated deterministically from a function f mapping one-hop questions to answers. There may be several such functions that lead to the same two-hop questions and answers: if $\forall j : f(e_i, r_j) = f(e_k, r_j)$ then defining g such that $g(e_l, r_m) = f(e_l, r_m)$ unless $f(e_l, r_m) = e_i$, in which case $g(e_l, r_m) = e_k$ will lead to the same two-hop questions and answers. This is extremely unlikely in our generation scheme - we have N entities, with the probability of a perfect match between any two less than $\frac{1}{N^{17}}$, which is very small compared to $\frac{1}{C_2^N}$.

There are unlikely to be other symmetries of f with respect to two-hop question answering. If we want $g(e_i, r_j) = e_k \neq f(e_i, r_j) = e_p$ such that $f(e_p, r_l) \neq f(e_k, r_l)$ for some l , then we require $\forall m : g(e_k, r_m) = f(e_k, r_m)$ (to maintain the same two-hop answers), and also $\forall n : g(e_q, r_n) = f(e_p, r_n)$ for some q (because e_p is an intermediate entity in some two-hop questions). If e_q does not have the same relations as e_p (which would be very unlikely in our setting), we need an additional entity to play the role of e_p and so on. It is very likely that this exploding set of constraints eventually leads to a collision with the requirement to answer two-hop questions correctly: if, for example, $g(e_k, r_m) = f(e_k, r_m) = e_q$ then we require both that $\forall n g(e_q, r_n) = f(e_p, r_n)$ but also $\forall n g(e_q, r_n) = f(e_q, r_n)$ to keep the answers to the two-hop questions the same – which, as we’ve already argued, is very unlikely.

Thus having f is sufficient to construct the set of all two-hop questions and it is also overwhelmingly likely to be necessary. For this reason, we treat the entropy of f – understood as a random variable whose distribution is given by our data generating process – to be equal to the entropy of the two-hop question and answer dataset.

Given this assumption, we can lower bound the information content of a recurrent function composer based on the loss of its answers to two-hop questions. The model reconstructs a one-hop probability P_1 such that

$$P_2(e_{112}^* | e_1, r_1, r_2) = P_1(e_{11}^* | e_1, r_1) P_1(e_{112}^* | e_{11}^*, r_2) + \frac{1 - P_1(e_{11}^* | e_1, r_2)}{|N|}$$

Where $e_{11}^* = f(e_1, r_1)$ and $e_{112}^* = f(e_2, r_2)$. Let $q_{112} := P_2(e_{112}^* | e_1, r_1, r_2)$, $p_{11} := P_1(e_{11}^* | e_1, r_1)$ and $p_{112} = P_1(e_{112}^* | e_{11}^*, r_2)$. We assume the p_{ij} s are mutually independent².

$$\begin{aligned} \mathbb{E}_{i,j,k \sim U(N \times R^2)}[q_{ijk}] &= \mathbb{E}_{i,j \sim U(N \times R)}[p_{ij}]^2 + \mathbb{E}_{i,j \sim U(N \times R)} \left[\frac{1 - p_{ij}}{|N|} \right] \\ \mathbb{E}[p_{ij}] &= \frac{-1 + \sqrt{1 - 4|N|(1 - |N|\mathbb{E}[q_{ijk}]})}{2|N|} \end{aligned}$$

where we have taken the result between 0 and 1.

We are interested in the negative sum of log probabilities.

$$\log \mathbb{E}[p_{ij}] = \log \left(\frac{-1 + \sqrt{1 - 4|N|(1 - |N|\mathbb{E}[q_{ijk}]})}{2|N|} \right)$$

We make a very crude approximation, valid when $\text{Var}(p)$ is small, that

$$\mathbb{E}[\log p_{ij}] \approx \log \left(\frac{-1 + \sqrt{1 - 4|N|(1 - |N|e^{\mathbb{E} \log q_{ijk}})}}{2|N|} \right)$$

²The p_{ij} s may in fact be negatively correlated because the model is spreading a total budget across all i, j pairs, but $|N||R|$ is large and so this correlation will be small.

A.2. Two hop two function composition

Recall that two function composition answers two-hop questions using a pair of functions f_1 and f_2 such that $s_{ijk} = f_2(f_1(e_i, r_j), r_k)$. This has a symmetry that is absent from recurrent function composition: if we permute all of the results of f_1 and apply the same permutation to the input entities to f_2 , we preserve the same two-hop questions and answers (in the recurrent case, we cannot make these permutations independently). This means that the entropy of two function composition is approximately $|N| \log |N|$ less than double the entropy of one function composition though, because we train on one-hop question and answers as well, models probably cannot actually exploit this symmetry if they use the memorized facts f_1 and f_2 to answer one-hop questions.

Finding a lower bound on two function composition information content is similar to the recurrent function composition case, except we now have two independent ‘‘one-hop probabilities’’:

$$\mathbb{E}[q_{ijk}] = \mathbb{E} \left[p_{ij}^{\text{hop } 1} p_{(ij)k}^{\text{hop } 2} + \frac{1 - p_{ij}}{|N|} \right]$$

we assume that the model has a fixed budget that is split between first and second hops, and one unit of budget yields a fixed change in the expected log probability, in keeping with our overarching assumption about the connection between model budgets and loss. Thus we reparametrize: $u^{\text{hop } 1} := \mathbb{E}[p_{ij}^{\text{hop } 1}]$, $u^{\text{hop } 2} := \mathbb{E}[p_{ij}^{\text{hop } 2}]$, $\epsilon := \sqrt{\frac{u^{\text{hop } 1}}{u^{\text{hop } 2}}}$, $u := \frac{u^{\text{hop } 1}}{\epsilon}$.

$$\mathbb{E}[q_{ijk}] = \mathbb{E} \left[u^2 + \frac{1 - u\epsilon}{|N|} \right]$$

Choosing ϵ to maximise the right hand side gives us the minimal u that satisfies this equation, and the right hand side is clearly maximised when ϵ is minimized.

The minimal feasible value of ϵ is either the value that sets $u^{\text{hop } 1}$ to $\frac{1}{|N|}$ (because the model ‘‘already knows’’ that the correct answer has at least this probability) or that sets $u^{\text{hop } 2}$ to 1. The latter is preferred if $u^2 > \frac{1}{|N|}$, the former otherwise.

Thus, following the derivation above, and noting that we want the summed losses for both hops, we have

$$-\mathbb{E}[\log p_{ij}^{\text{hop } 1} + \log p_{ij}^{\text{hop } 2}] \approx \begin{cases} -2 \sqrt{\frac{e^{-\mathbb{E}[\text{loss}]}(1 + \text{Var}[\text{loss}]/2) - \frac{1}{|N|}}{1 - \frac{1}{|N|}}} & (u^2 > \frac{1}{|N|}) \\ -2 \sqrt{e^{-\mathbb{E}[\text{loss}]}(1 + \text{Var}[\text{loss}]/2) - \frac{1}{|N|}} \left(1 - \frac{1}{|N|}\right) & (u^2 \leq \frac{1}{|N|}) \end{cases}$$

this is our effective loss for information content calculations.

B. Generalization to held out hop elements

C. Additional Information Content Scaling Plots

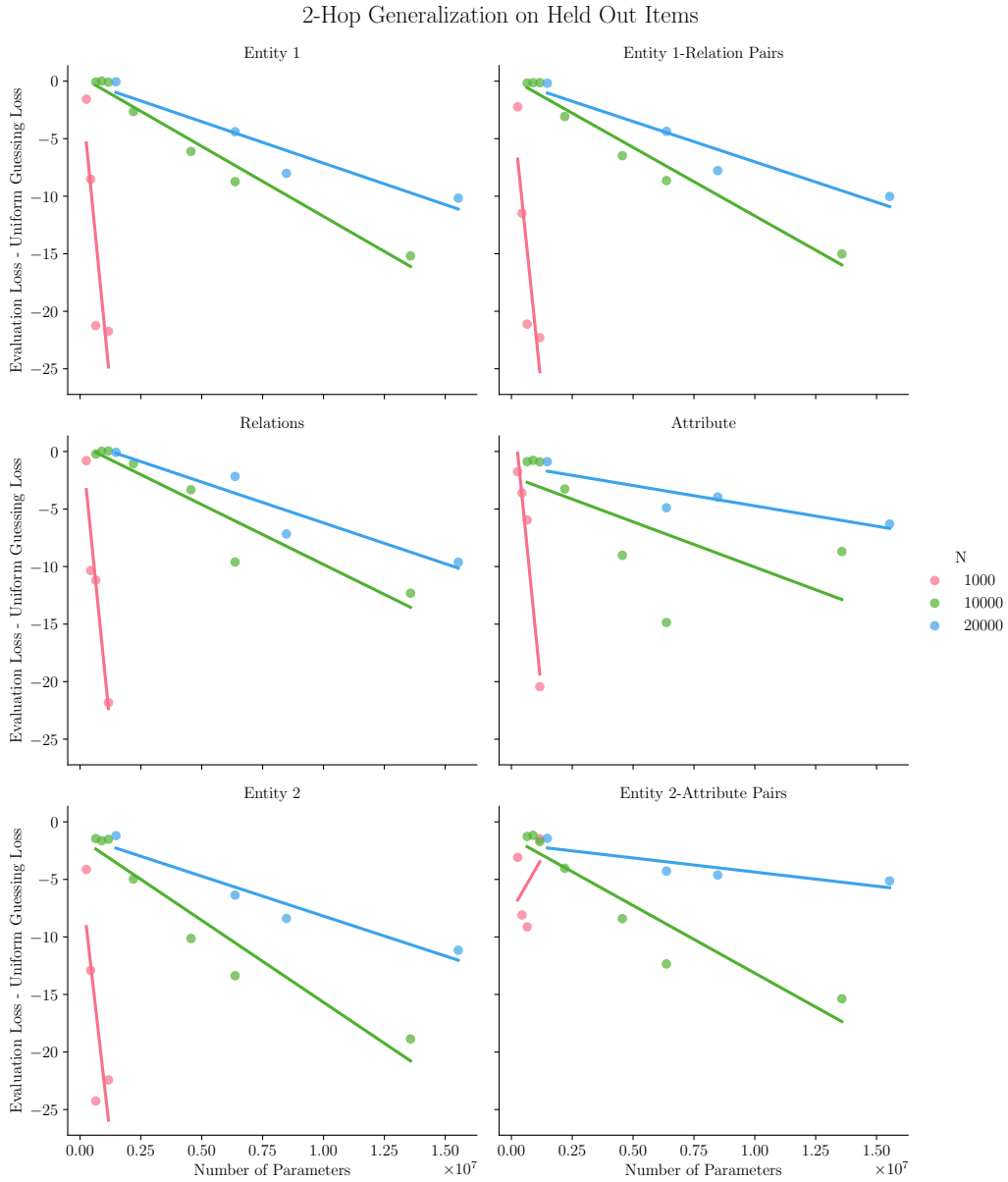


Figure 6. Comparison of uniform distribution loss with generalization loss for models answering two hop questions questions *without* chain of thought with held out components. Values equal to or less than 0 indicate no generalization; in fact, every model in this plot does not generalize on any held out component.

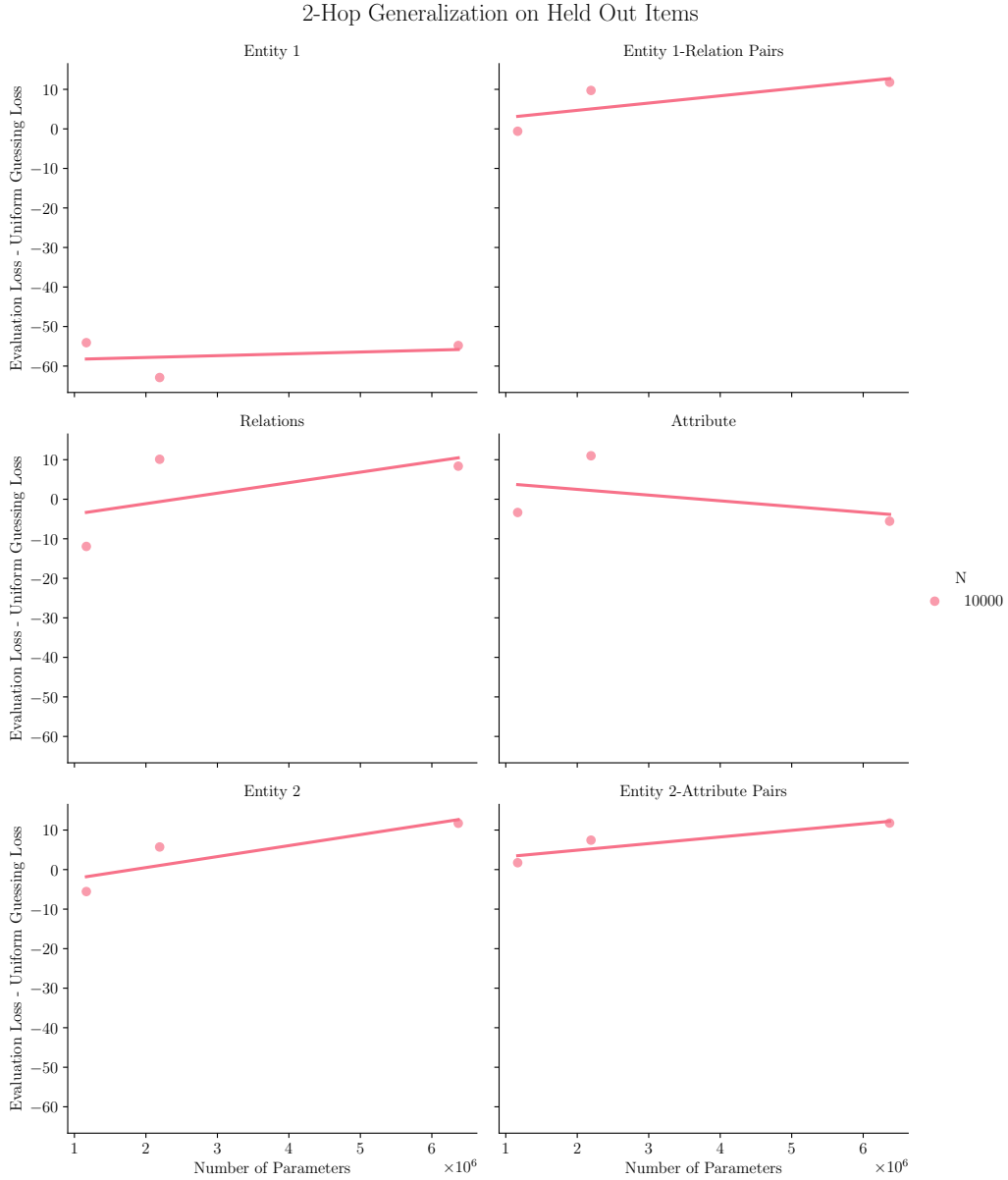


Figure 7. Comparison of uniform distribution loss with generalization loss for models answering two hop questions questions *with* chain of thought with held out components. Values equal to or less than 0 indicate no generalization. For all components but Entity 1, at least one model generalizes, and for all components but Entity 2-Attribute Paris, at least one model does not generalize.

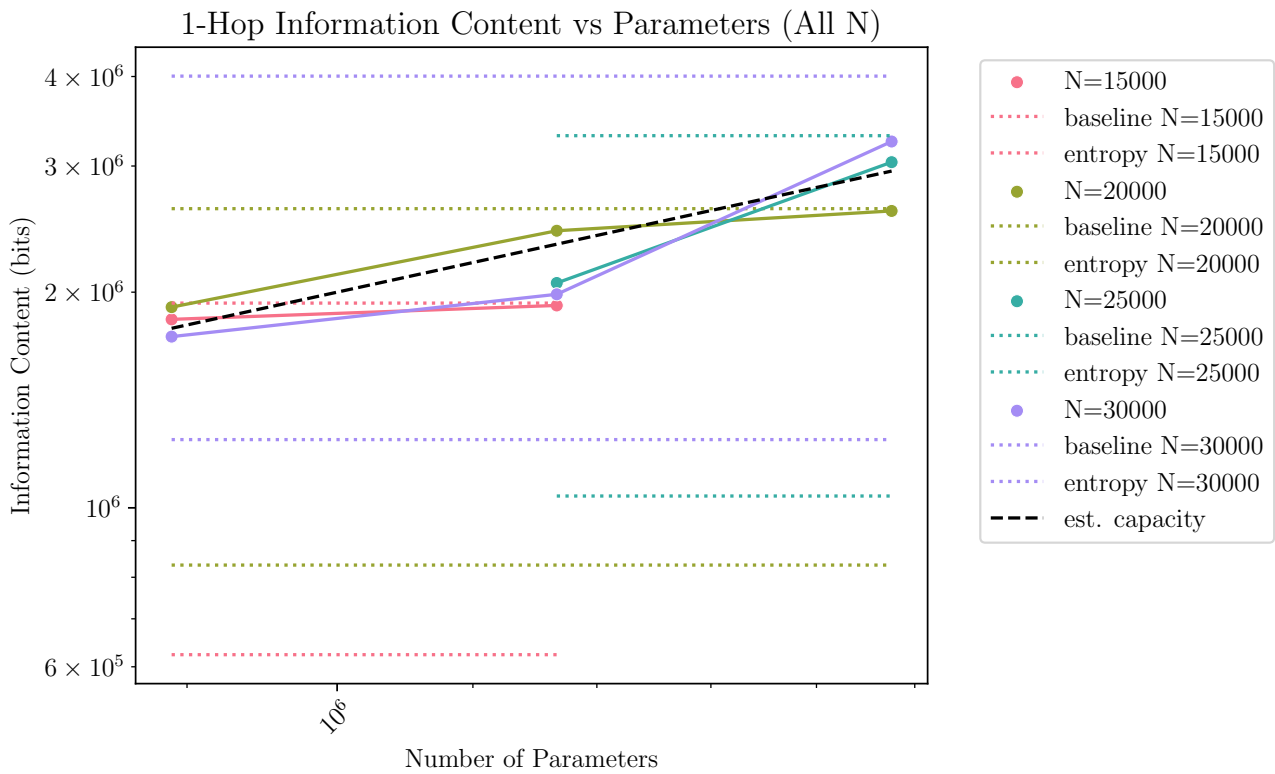


Figure 8. Additional measurements of 1 hop information content. These measurements were done using 4 relations instead of 17, and μ_p initialization was not used. The measured capacities were closer to 2 bits per parameter, but the trend less consistent than the main results.

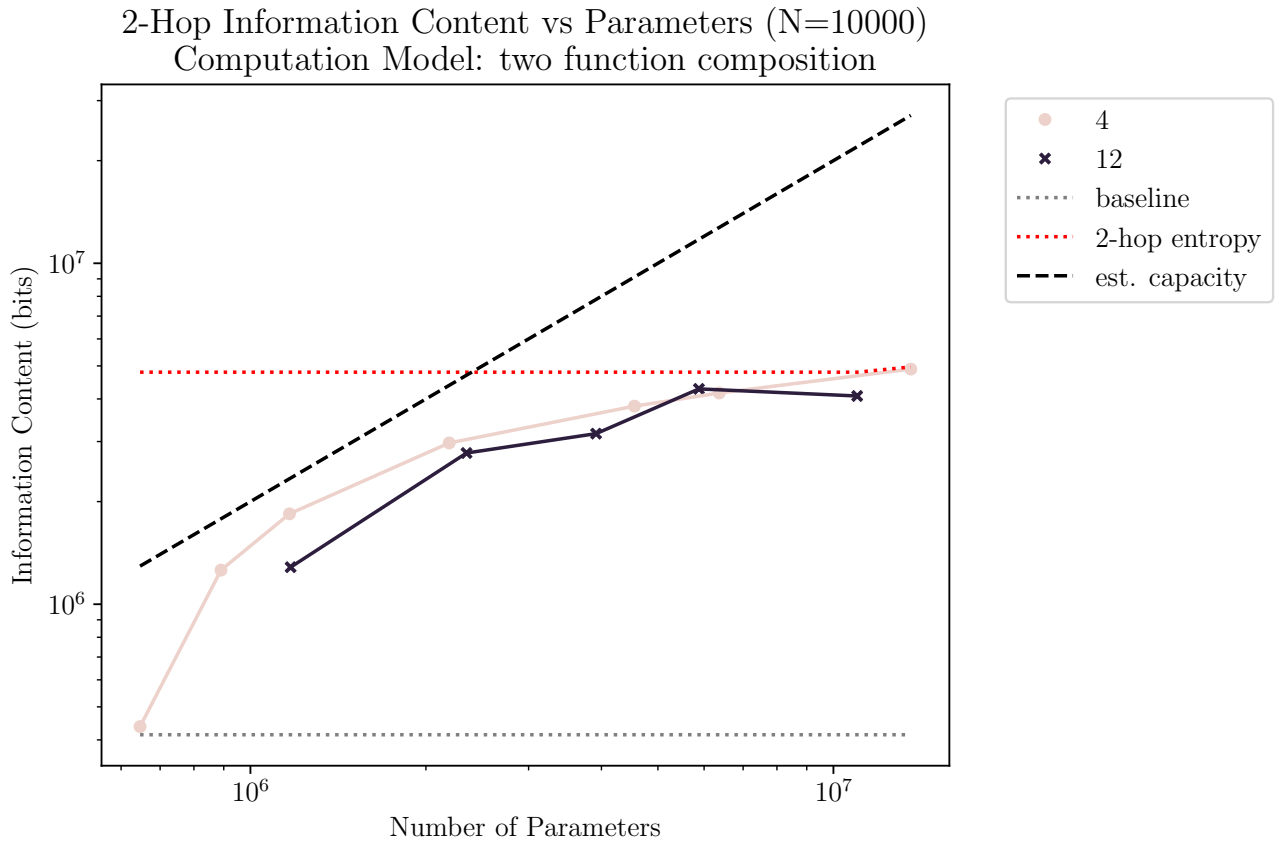


Figure 9. Comparison of information content of 4 layer and 12 layer models. The less consistent results of the 12 layer models may be attributable to the fact that the hyperparameters were tuned on the 4 layer model and not readjusted for the deeper architecture.