

A Scalable Approach to Probabilistic Neuro-Symbolic Verification

Vasileios Manginas¹, Nikolaos Manginas¹, Edward Stevinson², Sherwin Varghese²,
Nikos Katzouris¹, Georgios Paliouras¹ and Alessio Lomuscio²

¹National Centre of Scientific Research "Demokritos"

²Imperial College London

{vmanginas, nmanginas, nkatz, paliourg}@iit.demokritos.gr,
{e.stevinson22, sherwin.varghese, a.lomuscio}@imperial.ac.uk,

Abstract

Neuro-Symbolic Artificial Intelligence (NeSy AI) has emerged as a promising direction for integrating neural learning with symbolic reasoning. In the probabilistic variant of such systems, a neural network first extracts a set of symbols from sub-symbolic input, which are then used by a symbolic component to reason in a probabilistic manner towards answering a query. In this work, we address the problem of formally verifying the robustness of such NeSy probabilistic reasoning systems, therefore paving the way for their safe deployment in critical domains. We analyze the complexity of solving this problem exactly, and show that it is $NP^{\#P}$ -hard. To overcome this issue, we propose the first approach for approximate, relaxation-based verification of probabilistic NeSy systems. We demonstrate experimentally that the proposed method scales exponentially better than solver-based solutions and apply our technique to a real-world autonomous driving dataset, where we verify a safety property under large input dimensionalities and network sizes.

1 Introduction

Neuro-Symbolic Artificial Intelligence (NeSy AI) [Hitzler and Sarker, 2022; Marra *et al.*, 2024] aims to combine the strengths of neural-based learning with those of symbolic reasoning. Such techniques have gained popularity, as they have been shown to improve the generalization capacity and interpretability of neural networks (NNs) by seamlessly combining deep learning with domain knowledge. We focus on NeSy approaches that perform probabilistic reasoning. Such systems are typically compositional; first, a NN extracts symbols from sub-symbolic input, which are then used for formal reasoning by a symbolic component. They rely on formal probabilistic semantics to handle uncertainty in a principled fashion [Marra *et al.*, 2024], and are for this reason adopted by several state-of-the-art NeSy systems [Manhaeve *et al.*, 2018; Winters *et al.*, 2022].

In order to deploy such NeSy systems in mission-critical applications, it is often necessary to have formal guarantees of their reliable performance. Techniques for NN verification

are valuable to that end, since they are able to derive such guarantees for purely neural systems. Still, verifying properties on top of hybrid systems combining neural and symbolic components remains largely under-explored. In this work we address this challenge, focusing on verifying the robustness of probabilistic NeSy systems, i.e., verifying the property that input perturbations do not affect the reasoning output. We do so by lifting existing NN verification techniques to the NeSy setting.

A few related verification approaches, often termed Neuro-Symbolic, have been proposed in the literature [Akintunde *et al.*, 2020; Xie *et al.*, 2022; Daggitt *et al.*, 2024]. Such methods go beyond neural classification robustness, by verifying more complex properties on top of a NN [Xie *et al.*, 2022], or by verifying the correct behaviour of hybrid systems consisting of neural and symbolic components. In the latter case, the symbolic component includes some form of control logic over the neural outputs [Akintunde *et al.*, 2020], or programs that make use of such outputs in the context of neuro-symbolic programming [Daggitt *et al.*, 2024]. These methods differ substantially from our proposed approach, which targets systems that perform probabilistic reasoning, a task that is beyond the reach of the aforementioned techniques. Moreover, existing methods rely on solver-based verification techniques, which translate the verification query into a satisfiability modulo theories (SMT) problem [Xie *et al.*, 2022; Daggitt *et al.*, 2024] or into a mixed-integer linear programming (MILP) instance [Akintunde *et al.*, 2020]. While such techniques result in approaches that are sound and complete, they suffer from serious scalability issues, which often renders them impractical.

These scalability issues motivate the use of relaxation-based verification approaches, which sacrifice completeness for efficiency. Such techniques reason over a relaxed version of the verification problem by over-approximating the exact bounds [Ehlers, 2017a; Xu *et al.*, 2020]. Our proposed approach extends relaxation-based NN verification methods to the NeSy setting, by relying on knowledge compilation (KC) [Darwiche and Marquis, 2002]. KC is widely used (e.g. in [Xu *et al.*, 2018; Manhaeve *et al.*, 2018]) to represent the probabilistic symbolic component of the system as an algebraic computational graph comprised solely of addition, subtraction, and multiplication nodes. This can in turn be appended to the output layer of the neural component. The re-

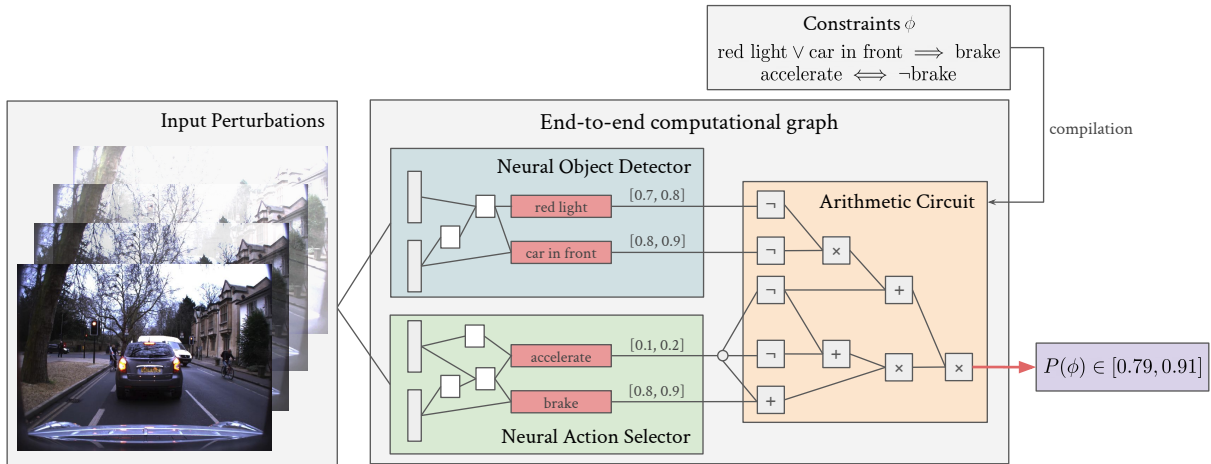


Figure 1: A motivating example for probabilistic NeSy verification. In this autonomous driving example we want to verify two logical constraints ϕ , a safety-oriented one and a common-sense one, on top of two neural networks accepting the same dashcam image as input. The symbolic constraints are compiled into a tractable representation containing only addition, subtraction, and multiplication. During inference, this is used to reason over the NN outputs and calculate the probability that the constraints are satisfied. For verification, we exploit this structure to scalably compute how perturbations in the input affect the probabilistic output of the whole (NNs + reasoning) NeSy system.

sulting structure, which encapsulates both the neural and the symbolic components, is amenable to verification by off-the-shelf, state-of-the-art formal NN verifiers.

The contributions of this work are summarized as follows:

- We introduce a scalable approach to the robustness verification of NeSy probabilistic reasoning systems. Our solution is based on extending relaxation-based verification techniques from the pure-neural to the NeSy setting.
- We study the complexity of solving the probabilistic NeSy verification task exactly, showing that exact bound propagation through the symbolic component is $\text{NP}^{\#P}$ -hard. Beyond this theoretical analysis, we experimentally demonstrate that the proposed approach scales exponentially better than solver-based solutions.
- We show that our method is applicable to real-world problems involving high-dimensional input and realistic network sizes. We demonstrate this by applying our technique to an autonomous driving dataset, where we verify a safety property on top of an object detection network and an action selector network.

2 Background

2.1 Probabilistic NeSy Systems

Probabilistic NeSy AI aims to combine perception with probabilistic logical reasoning. We provide a brief overview of the operation of such a system based on [Marconato *et al.*, 2024]. Given input $\mathbf{x} \in \mathbb{R}^n$, the system utilizes a NN, as well as symbolic knowledge K , to infer a (multi-)label output $\mathbf{y} \in \{0, 1\}^m$. In particular, the system computes $p_{\theta}(\mathbf{y} | \mathbf{x}; K)$, where θ refers to the trainable parameters of the NN. This is achieved in a two-step process. First, the system extracts a set of *latent concepts* $\mathbf{c} \in \{0, 1\}^k$, through the use of a parameterized neural model $p_{\theta}(\mathbf{c} | \mathbf{x})$. These latent concept predic-

tions are then used as input to a reasoning layer, in conjunction with knowledge K , to infer $p(\mathbf{y} | \mathbf{c}; K)$.

The setting is straightforward to extend to multiple NNs. In that case, the i^{th} network from a set E would predict $p_{\theta}^i(\mathbf{c}^i | \mathbf{x})$, with $\bigcup_{i \in E} \mathbf{c}^i = \mathbf{c}$. Consider the running example of Figure 1, where two NNs accept the same image as input and output two disjoint sets of latent concepts. These are then combined to form the input to the reasoning layer in order to output the target \mathbf{y} .

2.2 Knowledge Compilation

Probabilistic reasoning in NeSy systems is often performed via reduction to Weighted Model Counting (WMC), which we briefly review next. Consider a propositional logical formula ϕ over variables V . Each boolean variable $v \in V$ is assigned a weight $p(v)$, which denotes the probability of that variable being true. The Weighted Model Count (WMC) of formula ϕ is then defined as:

$$\text{WMC}(\phi) = \sum_{\omega \models \phi} \prod_{v \in \omega} p(v) \prod_{v \notin \omega} 1 - p(v). \quad (1)$$

In essence, the WMC is the sum of the probability of all worlds ω that are models of ϕ . WMC is $\#P$ -hard, since it generalizes a $\#P$ -complete problem, $\#SAT$, by incorporating weights [Chavira and Darwiche, 2008].

A widely-used approach for solving the WMC problem is *knowledge compilation* (KC) [Darwiche and Marquis, 2002; Chavira and Darwiche, 2008]. According to this approach, the formula ϕ is first compiled into a tractable representation, which is used at inference time to compute a large number of queries - in our case, instances of the WMC problem - in polynomial time. KC techniques push most of the computational effort to the “off-line” compilation phase, resulting in computationally cheap “on-line” query answering, a concept termed *amortized inference*.

The representations obtained via KC take the form of computational graphs, in which the literals, i.e., logical variables and their negations, are found only on leaves of the graph. The nodes are only logical AND and OR operations, and the root represents the query. For example, consider the constraints ϕ from the autonomous driving example of Figure 1:

$$\begin{aligned} \text{red light} \vee \text{car in front} &\implies \text{brake} \\ \text{accelerate} &\iff \neg \text{brake} \end{aligned}$$

These dictate that (1) if there is a red light or a car in front of the AV, then the AV should brake, and (2) that accelerating and braking should be mutually exclusive and exhaustive, i.e., only one should take place at any given time. Figure 2a presents the compiled form of these constraints as a boolean circuit, namely a Sentential Decision Diagram (SDD) [Darwiche, 2011]. To perform WMC, the boolean circuit is re-

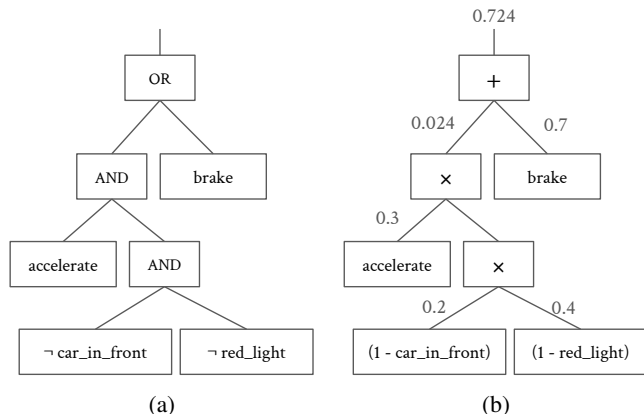


Figure 2: (a) A Sentential Decision Diagram (SDD) as an example of a computational graph obtained via knowledge compilation and (b) the corresponding arithmetic circuit (AC) derived from the SDD during inference by replacing the AND/OR nodes with multiplication/addition. The SDD has been minimized for conciseness.

placed by an arithmetic one, by replacing the AND nodes of the graph with multiplication, the OR nodes with addition, and the negation of literals with subtraction ($1 - x$). The resulting structure, shown in Figure 2b, can compute the WMC of ϕ simply by plugging in the literal probabilities at the leaves and traversing the circuit bottom-up. Indeed, one can check that assuming the probabilities:

$$\begin{aligned} p(\text{accelerate}) &= 0.3, & p(\text{red light}) &= 0.6 \\ p(\text{brake}) &= 0.7, & p(\text{car in front}) &= 0.8 \end{aligned}$$

this computation correctly calculates the probability of ϕ by summing the probability of its 5 different models.

2.3 Verification of Neural Networks

NN Robustness. Verifying the robustness of NN classifiers amounts to proving that the network’s correct predictions remain unchanged if the corresponding input is perturbed within a given range ϵ [Wong *et al.*, 2018]. Contrary to empirical machine learning evaluation techniques, NN verification methods reason over infinitely-many inputs to derive certificates for the robustness condition. For a given network f , this

is formalized as follows: for all inputs \mathbf{x} , such that $f(\mathbf{x})$ is a correct prediction, and for all \mathbf{x}' , such that $\|\mathbf{x} - \mathbf{x}'\| \leq \epsilon$, it holds that $f(\mathbf{x}) = f(\mathbf{x}')$.

Checking if the robustness condition holds for some ϵ can be achieved by reasoning over the relations between the network’s un-normalized predictions (logits) at the NN’s output layer. In particular, it can be seen that if for any \mathbf{x}' in an ϵ -ball of \mathbf{x} , it holds that $y_{true} - y_i > 0$, for all $y_i \neq y_{true}$, then the network is robust for ϵ [Gowal *et al.*, 2018]. Here y_{true} is the logit corresponding to the correct class and y_i are the logits corresponding to all other labels. This condition can be checked by computing the minimum differences of the predictions for all points in the ϵ -ball. If that minimum is positive, the robustness condition is satisfied. However, finding that minimum is NP-hard [Katz *et al.*, 2017].

Solver-Based Verification. Early verification approaches include Mixed Integer Linear Programming (MILP) [Lomuscio and Maganti, 2017; Tjeng *et al.*, 2019; Henriksen and Lomuscio, 2020] and Satisfiability Modulo Theories (SMT) [Ehlers, 2017b; Katz *et al.*, 2017]. MILP approaches encode the verification problem as an optimization task over linear constraints, which can be solved by off-the-shelf MILP-solvers. SMT-based verifiers translate the NN operations and the verification query into an SMT formula and use SMT solvers to check for satisfiability. Although these methods are precise and provide exact verification results, they do not scale to large, deep networks, due to their high computational complexity. As such, they are impractical for real-world applications with high-dimensional inputs like images or videos.

Relaxation-Based Verification. As the verification problem is NP-hard [Katz *et al.*, 2017], incomplete techniques that do not reason over an exact formulation of the verification problem, but rather an over-approximating relaxation, are used for efficiency. A salient method that is commonly used is Interval Bound Propagation (IBP), a technique which uses interval arithmetic [Sunaga, 1958] to propagate the input bounds through all the layers of a NN [Gowal *et al.*, 2018]. As a non-exact approach to verification, it is not theoretically guaranteed to solve a problem. However, the approach is sound, in that if the lower bound is shown to be positive the network is robust. Therefore, once the bounds of the output layer are obtained, an instance is safe if the lower bound of the logit corresponding to the correct class is greater than the upper bounds of the rest of the logits, since this ensures a correct prediction, even in the worst case.

3 Probabilistic Neuro-Symbolic Verification

3.1 Problem Statement

We now formally define the aim of relaxation-based techniques in the context of NeSy probabilistic reasoning systems. Given a NeSy system, as defined in Section 2.1, our aim is to compute:

$$\left[\min_{\mathbf{x}'} p(y_i | \mathbf{x}'), \max_{\mathbf{x}'} p(y_i | \mathbf{x}') \right] \quad \forall \mathbf{x}' \text{ s.t. } \|\mathbf{x}' - \mathbf{x}\| \leq \epsilon \quad (2)$$

for all y_i in \mathbf{y} . That is, we wish to calculate the minimum and maximum value of each of the probabilistic outputs of

the NeSy system, under input perturbations of size ϵ . As described in Section 2.3, it is then possible to use these bounds to assess the robustness of an instance.

Consider the NeSy system in the running example of Figure 1. The neural part of the system comprises two NNs, accepting the same dashcam image x as input. The first is an object detector predicting whether the image contains a red traffic light and whether there is a car in front of the autonomous vehicle (AV). The second is an action selector, which outputs whether to accelerate or brake the AV, given the image. The symbolic part of the system is the conjunction of a safety constraint and a common-sense one, as described in Section 2.2. Given an input image x , the system computes a single output y , denoting the probability that the specified constraints are satisfied. An instance is robust if $\min_{x'} p(y|x') > 0.5$, since this means that for all inputs in an ϵ -ball of x the probability of the constraints being satisfied is always greater than 0.5.

3.2 Exact Solution Complexity

Let us now assume that via known techniques described in Section 2.3 we have obtained bounds in the form of a probability range for each output of the NN. Next, we turn to the task of propagating these bounds through the symbolic component, in order to obtain maxima/minima on the reasoning output, and investigate the complexity of doing so exactly. First, we show that, in the worst case, to find the solution we have to check all combinations of lower/upper bounds for all NN outputs. To illustrate this, we utilize the circuit representation of the symbolic component obtained via KC. It is known that such circuits represent multi-linear polynomials of the input variables [Choi *et al.*, 2020]. For example, a simple traversal of the SDD of Figure 2a yields the polynomial:

$$p = (1 - p(\text{car in front})) \times (1 - p(\text{red light})) \\ \times p(\text{accelerate}) + p(\text{brake})$$

Given this formulation, it is possible to obtain bounds on the circuit root node by solving a constrained optimization problem, in which we find the extrema (maximum and minimum) of the polynomial, subject to the bounded domains of the input variables (the NN outputs). We observe that this circuit polynomial is defined on a rectangular domain, since all input variables are defined in a closed interval (e.g. red light $\in [0.3, 0.4]$, brake $\in [0.6, 0.9]$). It is known that in this case the extrema lie on the vertices of the domain [Lanave *et al.*, 2010], i.e., at the extrema each variable is assigned either its lower or upper bound, not something in between. Thus, in the worst case, to find the extrema one needs to search the combinatorial space of 2^n possible solutions.

In order to calculate the maximum and minimum output of the symbolic component, for each of the 2^n points we have to solve one instance of the WMC problem. Indeed, since each possible solution represents a probability assignment to all input variables, we can use WMC to compute the probabilistic output of the reasoning module under that weight assignment, and then select the maximum and minimum value obtained over all assignments.

Given the two steps above, it can be seen that starting with the formula, i.e., without first compiling it into a circuit, exact

bound computation is a $\text{NP}^{\#\text{P}}$ -hard problem. Intuitively, we need to search in the combinatorial space of variable configurations (the NP part), while performing WMC for each configuration (the $\#\text{P}$ part). In this context, performing amortized inference via knowledge compilation entails that instead of solving a $\text{NP}^{\#\text{P}}$ -hard problem for every sample, we perform a single $\#\text{P}$ -hard compilation at the beginning, and are “just” left with an NP problem per sample during runtime. Henceforth, we only consider the latter setting by assuming this initial compilation step.

3.3 Relaxation-Based Approach

The NP-hardness of exact bound computation through the compiled symbolic component motivates the use of relaxation-based techniques. We now show how these can be extended to the NeSy setting in order to provide a scalable solution to Equation 2.

Compositional probabilistic NeSy systems can be viewed as a single computational graph, by providing the outputs of the neural network as the inputs of the symbolic probabilistic circuit. In the case of the running example of Figure 1, the outputs of each of the two networks are concatenated into a single vector and used as input to the arithmetic circuit which represents the constraints. Hence, a NeSy system can be seen as an end-to-end differentiable algebraic computational graph, which accepts an input, an image in this case, and outputs a vector of probabilities. These characteristics allow one to construct the NeSy system as a single module comprising an arbitrary number of neural networks and a single arithmetic circuit. Such a module can be constructed in a machine learning library, such as Pytorch, and subsequently exported as an Open Neural Network Exchange (ONNX) graph [developers, 2021]. Figure 3 depicts the ONNX representation of the NeSy system of the running example.

ONNX is a widespread NN representation, and is the standard input format for NN verifiers [Brix *et al.*, 2024]. This includes both solver-based verification tools, such as Marabou [Katz *et al.*, 2019], and relaxation-based ones, such as auto_LiRPA [Xu *et al.*, 2020] and VeriNet [Henriksen and Lomuscio, 2020]. Thus, by representing a NeSy system as an end-to-end computational graph and exporting it to this format, it is possible to utilize state-of-the-art tools to perform verification in an almost “out-of-the-box” fashion. While our proposed framework is, in principle, compatible with all the aforementioned tools, we focus on relaxation-based verifiers, in order to showcase scalable probabilistic NeSy verification. Such verifiers allow us to perturb the input and compute bounds directly on the output of the NeSy system, that is, without computing intermediate bounds on the NN outputs.

4 Experimental Evaluation

In this section we empirically evaluate the effectiveness and applicability of our approach. We assess the scalability of the proposed method via a synthetic task based on MNIST addition, a standard benchmark from the NeSy literature [Manhaeve *et al.*, 2018]. Further, we apply our approach to a real-world autonomous driving dataset and verify a safety driving property on top of two 6-layer convolutional NNs. In

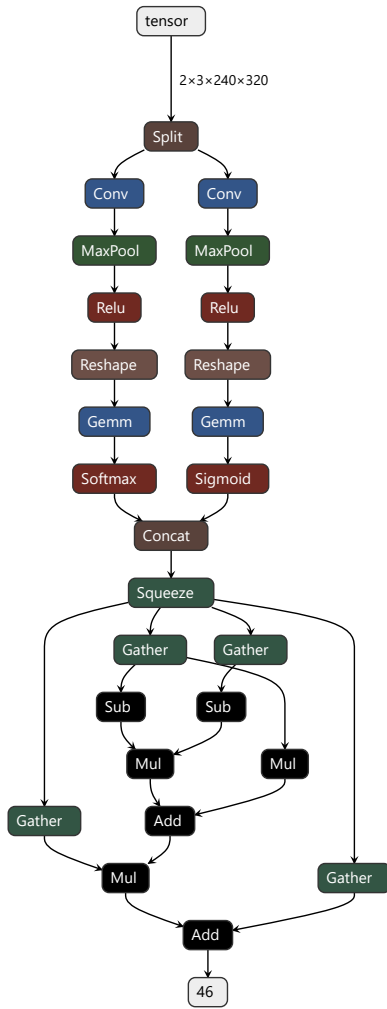


Figure 3: Unified ONNX representation of the NeSy system of the running example. The input image is processed by the two NNs (left branch is action selection, right branch is object detection) and then through the arithmetic circuit. The NNs are stripped down to one convolutional layer (Conv + MaxPool + ReLU) and one dense layer (Reshape + Gemm + Softmax/Sigmoid) for conciseness. The operators in the circuit, besides Add, Sub, and Mul, are created by Python operations, such as tensor indexing and concatenation.

this case, the scalability of our technique allows us to handle high-dimensional input and larger networks, which are typical of real-world applications. All experiments are run on a machine with 128 AMD EPYC 7543 32-Core processors (3.7GHz) and 400GB of RAM. The code is available online¹.

4.1 Multi-Digit MNIST Addition

In this experiment we evaluate the scalability of our approach as the complexity of the probabilistic reasoning component increases. Specifically, we explore how the approximate nature of our method enhances scalability, while also considering the corresponding trade-off in the quality of verification results.

¹<https://anonymous.4open.science/r/nesy-veri-6FBD/>

To this end, we compare the following approaches:

1. **End-to-End relaxation-based verification (E2E-R)**
An implementation of our method in auto.LiRPA, a state-of-the-art relaxation-based verification tool. The input to auto.LiRPA is the NeSy system under verification, which is translated internally into an ONNX graph. The verification method used is IBP, as implemented in auto.LiRPA.
2. **Hybrid verification (R+SLV)**
A hybrid approach consisting of relaxation-based verification for the neural part of the NeSy system and solver-based bound propagation through the symbolic part. The former is implemented in auto.LiRPA using IBP. The latter is achieved by transforming the circuit into a polynomial (see Section 3.2), and solving a constrained optimization problem with the Gurobi solver. The purpose of comparing to this baseline is to assess the trade-off between scalability and quality of results, when using exact vs approximate bound propagation through the symbolic component.
3. **Solver-based verification (MARABOU)**
Exact verification using Marabou, a state-of-the-art SMT-based verification tool, also used as a backend by most NeSy verification works in the literature [Xie *et al.*, 2022; Daggitt *et al.*, 2024]. Marabou is unable to run on the full NeSy architecture, as the current implementation² does not support several operators, such as Softmax and tensor indexing. To obtain an indication of Marabou’s performance, we use it to verify only the neural part of the NeSy system, a subtask of NeSy verification. Specifically, we verify the classification robustness of the CNN performing MNIST digit recognition.

Dataset. We use a synthetic task, where we can controllably increase the size of the symbolic component, while keeping the neural part constant. In particular, we create a variant of multi-digit MNIST addition [Manhaeve *et al.*, 2018], where each instance consists of multiple MNIST digit images, and is labelled by the sum of all digits. We can then control the number of MNIST digits per sample, e.g. for 3-digit addition, an instance would be ((4, 7, 2), 13). We construct the verification dataset from the 10K samples of the MNIST test set, using each image only once. Thus, for a given #digits the verification set contains 10K/#digits test instances.

Experimental setting. The NN is a convolutional neural network³ tasked to recognize single MNIST digits. The CNN is trained in a standard supervised fashion on the MNIST train dataset, consisting of 60K images, and achieves an accuracy of 98% on the test set. The symbolic part consists of the rules of multi-digit addition. It accepts the CNN predictions for the input images and computes a probability for each sum. As the number of summand digits increases, so does the size of the reasoning circuit, since there are more ways to construct a given sum using more digits (e.g. consider the

²<https://github.com/NeuralNetworkVerification/Marabou>

³The CNN comprises 2 convolutional layers with max pooling and 2 linear layers, with a final softmax activation.

Verification Method	Metric	#MNIST digits			
		2	3	4	5
R+SLV	Lower/Upper Bound	0.871 – 0.981	0.815 – 0.972	0.764 – 0.962	0.731 – 0.928
	Robustness (%)	90.60	86.17	81.33	78.31
E2E-R	Lower/Upper Bound	0.871 – 0.982	0.815 – 0.974	0.763 – 0.965	0.716 – 0.958
	Robustness (%)	90.60	86.11	81.21	76.67

Table 1: Comparison of performance between the proposed approach and the baseline with respect to the size of the symbolic component. We report one metric for bound tightness and one metric for the robustness of the system, according to each method.

ways in which 2 and 5 digits can sum to 17). We vary the number of digits as well as the size of \mathcal{L}_∞ -norm perturbations added to the input images. We consider five values for #digits: $\{2, 3, 4, 5, 6\}$ and three values for the perturbation size ϵ : $\{10^{-2}, 10^{-3}, 10^{-4}\}$, resulting in 15 distinct experiments. For each experiment, i.e., combination of #digits and ϵ values, we use a timeout of 72 hours. E2E-R runs on a single thread, while the Gurobi solver in R+SLV dynamically allocates up to 1024 threads.

Scalability. Figure 4 presents a scalability comparison between the methods. The figure illustrates the time required to verify the robustness of the NeSy system for a single sample, averaged across the test dataset. All experiments terminate within the timeout limit, with the exception of two configurations for R+SLV. For $(\epsilon = 10^{-2}, \text{\#digits} = 5, 6)$, R+SLV was not able to verify any instance within the timeout (which is why the lines for $\epsilon = 10^{-2}$ stop at 4 digits in Figure 4). For $(\epsilon = 10^{-3}, \text{\#digits} = 6)$, R+SLV verifies less than 5% of the examples within the timeout. The reported values in Figure 4 are the average runtime for this subset.

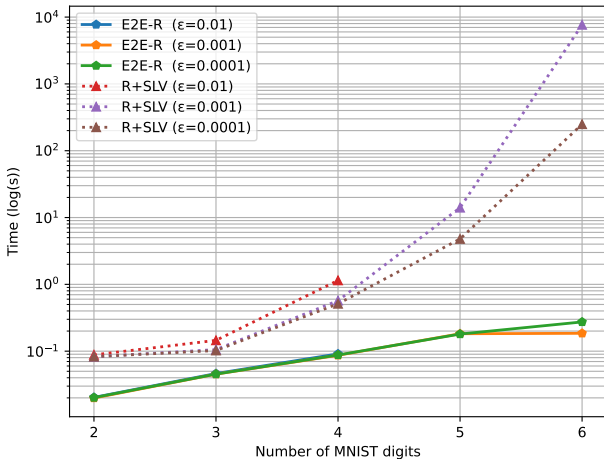


Figure 4: Comparison of verification runtime between three methods, with respect to the size of the symbolic component. We report the time required to verify the robustness of the NeSy system on a single sample, averaged across the MNIST test dataset, and repeat the experiment for three values of the perturbation size ϵ .

As Figure 4 illustrates, E2E-R scales exponentially better than R+SLV – note that runtimes are in log-scale. This is due to the computational complexity of exact bound propagation through the probabilistic reasoning component, as shown

in Section 3.2. In the surrogate task of verifying the robustness of the CNN only, MARABOU’s runtime is 314 seconds per sample, averaged across 100 MNIST test images. It is thus several orders of magnitude slower than our approach, in performing a subtask of NeSy verification. This indicative performance for Marabou aligns with theoretical [Zhang *et al.*, 2018] and empirical evidence [Brix *et al.*, 2024] on the poor scalability of SMT-based approaches. Our results suggest that this trade-off between completeness and scalability is favourable in the NeSy setting, where the verification task may involve multiple NNs and complex reasoning components.

Quality of verification results. We next investigate how the complexity of the reasoning component affects the quality of the verification results. In Table 1 we report, for $\epsilon = 0.001$: (a) the tightness of the output bounds, in the form of lower/upper bound intervals for the probability of the *correct* sum for each sample, averaged across the test set; (b) the robustness of the NeSy system, defined as the the number of robust samples divided by the total samples in the test set.⁴

As expected, R+SLV outputs strictly tighter bounds than E2E-R for all configurations. We further observe that the quality of the bounds obtained by E2E-R degrades as the size of the reasoning circuits increases. This is also expected, since errors compound and accumulate over the larger network. However, the differences between R+SLV and E2E-R are minimal, especially in terms of robustness.

4.2 Autonomous Driving

In this experiment we apply our proposed approach to a real-world dataset from the autonomous driving domain. The purpose of the experiment is to assess the robustness of a neural autonomous driving system with respect to the safety and common-sense properties of Figure 1, i.e., to evaluate whether input perturbations cause the neural systems to violate the constraints that they previously satisfied.

Dataset. To that end, we use the ROad event Awareness Dataset with logical Requirements (ROAD-R) [Giunchiglia *et al.*, 2023]. ROAD-R consists of 22 videos of dashcam footage from the point of view of an autonomous vehicle (AV), and is annotated at frame-level with bounding boxes. Each bounding box represents an *agent* (e.g. a pedestrian, vehicles of different types, etc.) performing an *action* (e.g.

⁴We don’t report metrics for 6 digits since the full experiment exceeds the timeout.

Metric	Epsilon				
	1e-5	5e-5	1e-4	5e-4	1e-3
Robustness (%)	96.82%	92.68%	82.64%	6.21%	0.00%
Runtime per Sample (s)	0.091	0.092	0.091	0.092	0.092

Table 2: Autonomous driving experiment results, indicating robustness and verification runtime for five values of the ϵ -perturbation.

moving towards the AV, turning, etc.) at a specific *location* (e.g. right pavement, incoming lane, etc.).

Experimental Setting. We focus on a subset of the dataset that is relevant to the symbolic constraints of Figure 1. Consequently, we select a subset of frames which adhere to these constraints. Specifically, either the AV is moving forward, there is no red traffic light in the frame, and no car stopped in front of the AV, or the AV is stopped, and there is either a red traffic light or a car stopped in front. By sampling the videos every 2 seconds, we obtain a dataset of 3143 examples, where each example contains a $3 \times 240 \times 320$ image, and four binary labels: red light, car in front, stop, move forward.

The neural part of the system comprises two 6-layer CNNs⁵, responsible for object detection and action selection respectively. The two networks are trained in a standard supervised fashion using an 80/20 train/test split over the selected frames. The object detection and action selection networks achieve accuracies of 97.2% and 96.3% on the respective test sets. We add \mathcal{L}_∞ -norm perturbations to the test input images for five values of perturbation size ϵ : $\{10^{-5}, 5 \cdot 10^{-5}, 10^{-4}, 5 \cdot 10^{-4}, 10^{-3}\}$.

Table 2 presents the results. We report robustness, i.e., the fraction of robust instances over the total number of instances in the test set, and verification runtime for E2E-R. Since this task consists of a small arithmetic circuit and a significantly larger neural component, it is the latter that predominantly affects both the computational overhead and the accumulated errors of bound propagation. Therefore, E2E-R and R+SLV, which differ only in the symbolic component, provide nearly identical results that are omitted.

As expected, robust accuracy falls as the perturbation size increases. Regarding the verification runtime, this experiment reinforces our results from Section 4.1, by demonstrating that the runtime of our approach remains largely unaffected by changes in the value of the perturbation size ϵ .

5 Related Work

Although NN verification and NeSy AI have both seen rapid growth over the last few years, their intersection is under-explored, with some related work existing in the literature. In [Akintunde *et al.*, 2020], the authors address the problem of verifying properties associated with the temporal dynamics of multi-agent systems. The agents of the system combine a neural perception module with a symbolic one, encoding action selection mechanisms via traditional control logic. The verification queries are specified in alternating-time temporal

⁵The CNNs have 4 convolutional layers with max pooling and 2 linear ones. The object detection network has a sigmoid activation at the output, while the action selection network has a softmax.

logic, and the corresponding verification problem is cast as a MILP instance, delegated to a custom, Gurobi-based verification tool. The work in [Xie *et al.*, 2022] goes beyond NN robustness, by verifying more complex properties on top of a NN, or system of networks. The authors introduce a property specification language based on Hoare logic, where variables can be instantiated to NN inputs and outputs. Trained NNs, along with the property under verification, are compiled into an SMT problem, which is delegated to Marabou. [Daggitt *et al.*, 2024] follows a similar approach, in order to verify neurosymbolic programs, i.e., programs containing both neural networks and symbolic code. The authors introduce a property specification language, which allows for NN training and the specification of verification queries. A custom tool then compiles the NNs, the program, and the verification query into an SMT problem, which is again delegated to Marabou.

The aforementioned approaches cannot verify probabilistic logical reasoning systems. This is because their specification languages (logics of limited expressive power in [Akintunde *et al.*, 2020; Xie *et al.*, 2022] and a functional language in [Daggitt *et al.*, 2024]) lack a general-purpose reasoning engine, as well as formal probabilistic semantics. In contrast, our method verifies the robustness of NeSy systems which perform general-purpose reasoning under uncertainty, by combining NNs with probabilistic logical reasoners. Furthermore, all existing approaches are based on solver-based verification and hence cannot scale to high-dimensional input and large networks, as we show with Marabou’s indicative performance in Section 4. This is in contrast to our proposed method, which, being the first to utilize relaxation-based verification in a NeSy setting, is able to handle large input dimensionality, network sizes, and knowledge complexity.

6 Conclusion

We presented a scalable technique for verifying the robustness of probabilistic neuro-symbolic reasoning systems. Our method combines relaxation-based techniques from the NN verification domain with knowledge compilation, in order to assess the effects of input perturbations on the probabilistic logical output of the system. We motivated our approach via a theoretical analysis, and demonstrated its efficacy via experimental evaluation on synthetic and real-world data. Future work includes extending our method to more sophisticated neural verification techniques, such as (Reverse) Symbolic Interval Propagation [Gehr *et al.*, 2018; Wang *et al.*, 2021], towards obtaining tighter bounds. Further, integrating certified training techniques [Müller *et al.*, 2023; Palma *et al.*, 2024] would substantially increase the magnitude of perturbations that our approach can verify, as such training explicitly optimizes for easier verification.

References

- [Akintunde *et al.*, 2020] Michael E Akintunde, Elena Botoeva, Panagiotis Kouvaros, and Alessio Lomuscio. Verifying strategic abilities of neural-symbolic multi-agent systems. In *Proceedings of the International Conference on Principles of Knowledge Representation and Reasoning*, volume 17, pages 22–32, 2020.
- [Brix *et al.*, 2024] Christopher Brix, Stanley Bak, Taylor T. Johnson, and Haoze Wu. The fifth international verification of neural networks competition (vnn-comp 2024): Summary and results, 2024.
- [Chavira and Darwiche, 2008] Mark Chavira and Adnan Darwiche. On probabilistic inference by weighted model counting. *Artificial Intelligence*, 172(6-7):772–799, 2008.
- [Choi *et al.*, 2020] Y Choi, Antonio Vergari, and Guy Van den Broeck. Probabilistic circuits: A unifying framework for tractable probabilistic models. *UCLA*. URL: <http://starai.cs.ucla.edu/papers/ProbCirc20.pdf>, page 6, 2020.
- [Daggitt *et al.*, 2024] Matthew L. Daggitt, Wen Kokke, Robert Atkey, Natalia Slusarz, Luca Arnaboldi, and Ekaterina Komendantskaya. Vehicle: Bridging the embedding gap in the verification of neuro-symbolic programs, 2024.
- [Darwiche and Marquis, 2002] Adnan Darwiche and Pierre Marquis. A knowledge compilation map. *Journal of Artificial Intelligence Research*, 17:229–264, 2002.
- [Darwiche, 2011] Adnan Darwiche. Sdd: A new canonical representation of propositional knowledge bases. In *Twenty-Second International Joint Conference on Artificial Intelligence*, 2011.
- [developers, 2021] ONNX Runtime developers. Onnx runtime. <https://onnxruntime.ai/>, 2021. Version: x.y.z.
- [Ehlers, 2017a] Rüdiger Ehlers. Formal verification of piecewise linear feed-forward neural networks. In Deepak D’Souza and K. Narayan Kumar, editors, *Automated Technology for Verification and Analysis - 15th International Symposium, ATVA 2017, Pune, India, October 3-6, 2017, Proceedings*, volume 10482 of *Lecture Notes in Computer Science*, pages 269–286. Springer, 2017.
- [Ehlers, 2017b] Rüdiger Ehlers. Formal verification of piecewise linear feed-forward neural networks. *CoRR*, abs/1705.01320, 2017.
- [Gehr *et al.*, 2018] Timon Gehr, Matthew Mirman, Dana Drachler-Cohen, Petar Tsankov, Swarat Chaudhuri, and Martin Vechev. Ai2: Safety and robustness certification of neural networks with abstract interpretation. In *2018 IEEE Symposium on Security and Privacy (SP)*, pages 3–18, 2018.
- [Giunchiglia *et al.*, 2023] Eleonora Giunchiglia, Mihaela Cătălina Stoian, Salman Khan, Fabio Cuzzolin, and Thomas Lukasiewicz. Road-r: the autonomous driving dataset with logical requirements. *Machine Learning*, 112(9):3261–3291, 2023.
- [Gowal *et al.*, 2018] Sven Gowal, Krishnamurthy Dvijotham, Robert Stanforth, Rudy Bunel, Chongli Qin, Jonathan Uesato, Relja Arandjelovic, Timothy A. Mann, and Pushmeet Kohli. On the effectiveness of interval bound propagation for training verifiably robust models. *CoRR*, abs/1810.12715, 2018.
- [Henriksen and Lomuscio, 2020] Patrick Henriksen and Alessio Lomuscio. Efficient neural network verification via adaptive refinement and adversarial search. In *ECAI 2020*, pages 2513–2520. IOS Press, 2020.
- [Hitzler and Sarker, 2022] Pascal Hitzler and Md Kamruzzaman Sarker. Neuro-symbolic artificial intelligence: The state of the art. 2022.
- [Katz *et al.*, 2017] Guy Katz, Clark W. Barrett, David L. Dill, Kyle Julian, and Mykel J. Kochenderfer. Reluplex: An efficient SMT solver for verifying deep neural networks. In Rupak Majumdar and Viktor Kuncak, editors, *Computer Aided Verification - 29th International Conference, CAV 2017, Heidelberg, Germany, July 24-28, 2017, Proceedings, Part I*, volume 10426 of *Lecture Notes in Computer Science*, pages 97–117. Springer, 2017.
- [Katz *et al.*, 2019] Guy Katz, Derek A Huang, Duligur Ibeling, Kyle Julian, Christopher Lazarus, Rachel Lim, Parth Shah, Shantanu Thakoor, Haoze Wu, Aleksandar Zeljić, et al. The marabou framework for verification and analysis of deep neural networks. In *Computer Aided Verification: 31st International Conference, CAV 2019, New York City, NY, USA, July 15-18, 2019, Proceedings, Part I 31*, pages 443–452. Springer, 2019.
- [Laneve *et al.*, 2010] Cosimo Laneve, Tudor A Lascu, and Vania Sordoni. The interval analysis of multilinear expressions. *Electronic Notes in Theoretical Computer Science*, 267(2):43–53, 2010.
- [Lomuscio and Maganti, 2017] Alessio Lomuscio and Lalit Maganti. An approach to reachability analysis for feed-forward relu neural networks. *arXiv preprint arXiv:1706.07351*, 2017.
- [Manhaeve *et al.*, 2018] Robin Manhaeve, Sebastijan Dumancic, Angelika Kimmig, Thomas Demeester, and Luc De Raedt. Deepproblog: Neural probabilistic logic programming. *Advances in neural information processing systems*, 31, 2018.
- [Marconato *et al.*, 2024] Emanuele Marconato, Samuele Bortolotti, Emile van Krieken, Antonio Vergari, Andrea Passerini, and Stefano Teso. Bears make neuro-symbolic models aware of their reasoning shortcuts. *arXiv preprint arXiv:2402.12240*, 2024.
- [Marra *et al.*, 2024] Giuseppe Marra, Sebastijan Dumančić, Robin Manhaeve, and Luc De Raedt. From statistical relational to neurosymbolic artificial intelligence: A survey. *Artificial Intelligence*, page 104062, 2024.
- [Müller *et al.*, 2023] Mark Niklas Müller, Franziska Eckert, Marc Fischer, and Martin Vechev. Certified training: Small boxes are all you need, 2023.

- [Palma *et al.*, 2024] Alessandro De Palma, Rudy Bunel, Krishnamurthy Dvijotham, M. Pawan Kumar, Robert Stanforth, and Alessio Lomuscio. Expressive losses for verified robustness via convex combinations, 2024.
- [Sunaga, 1958] Teruo Sunaga. Theory of an interval algebra and its application to numerical analysis. In *Research Association of Applied Geometry*, pages 29–46, 1958.
- [Tjeng *et al.*, 2019] Vincent Tjeng, Kai Y. Xiao, and Russ Tedrake. Evaluating robustness of neural networks with mixed integer programming. In *International Conference on Learning Representations*, 2019.
- [Wang *et al.*, 2021] Shiqi Wang, Huan Zhang, Kaidi Xu, Xue Lin, Suman Jana, Cho-Jui Hsieh, and J. Zico Kolter. Beta-crown: Efficient bound propagation with per-neuron split constraints for neural network robustness verification. In M. Ranzato, A. Beygelzimer, Y. Dauphin, P.S. Liang, and J. Wortman Vaughan, editors, *Advances in Neural Information Processing Systems*, volume 34, pages 29909–29921. Curran Associates, Inc., 2021.
- [Winters *et al.*, 2022] Thomas Winters, Giuseppe Marra, Robin Manhaeve, and Luc De Raedt. Deepstochlog: Neural stochastic logic programming. In *Proceedings of the AAAI Conference on Artificial Intelligence*, volume 36, pages 10090–10100, 2022.
- [Wong *et al.*, 2018] E. Wong, F. Schmidt, J. Metzen, and J. Kolter. Scaling provable adversarial defenses. In *Proceedings of the 32nd Conference on Neural Information Processing Systems (NeurIPS18)*, 2018.
- [Xie *et al.*, 2022] Xuan Xie, Kristian Kersting, and Daniel Neider. Neuro-symbolic verification of deep neural networks. *arXiv preprint arXiv:2203.00938*, 2022.
- [Xu *et al.*, 2018] Jingyi Xu, Zilu Zhang, Tal Friedman, Yitao Liang, and Guy Broeck. A semantic loss function for deep learning with symbolic knowledge. In *International conference on machine learning*, pages 5502–5511. PMLR, 2018.
- [Xu *et al.*, 2020] Kaidi Xu, Zhouxing Shi, Huan Zhang, Minlie Huang, Kai-Wei Chang, Bhavya Kailkhura, Xue Lin, and Cho-Jui Hsieh. Automatic perturbation analysis on general computational graphs. *CoRR*, abs/2002.12920, 2020.
- [Zhang *et al.*, 2018] Huan Zhang, Tsui-Wei Weng, Pin-Yu Chen, Cho-Jui Hsieh, and Luca Daniel. Efficient neural network robustness certification with general activation functions, 2018.