

Automatic Generation of Maximally Localized Wannier Functions via Optimized Projection Functions and Self-projections

Sebastian Tillack* and Claudia Draxl

Institut für Physik and CSMB, Humboldt-Universität zu Berlin, Berlin, Germany

(Dated: February 6, 2025)

We present an automatized approach towards maximally localized Wannier functions (MLWFs) applicable to both occupied and unoccupied states. We overcome limitations of the standard optimized projection function (OPF) method and its approximations by providing an exact expression for the gradient of the Wannier spread functional with respect to a single semi-unitary OPF matrix. Moreover, we demonstrate that the localization of the resulting Wannier functions (WFs) can be further improved by including projections on reasonably localized WFs, so-called self-projections.

Within the last two decades, maximally localized Wannier functions (MLWFs) have become a powerful tool in theoretical solid-state physics, with widespread applications in chemical analysis [1], electric polarization, magnetism [2], electron–phonon coupling [3], charge and heat transport [4], superconductivity [5], and more. In general, Wannier functions (WFs) are defined by a Fourier-like transform of Bloch functions,

$$w_{n\mathbf{R}}(\mathbf{r}) = \frac{1}{N_{\mathbf{k}}} \sum_{\mathbf{k}} e^{-i\mathbf{k}\cdot\mathbf{R}} \sum_{m=1}^{J_{\mathbf{k}}} U_{mn}^{\mathbf{k}} \psi_{m\mathbf{k}}(\mathbf{r}), \quad (1)$$

with a set of (semi-)unitary matrices $\{\mathbf{U}^{\mathbf{k}}\}$, called a gauge. Finding MLWFs amounts to finding an optimal gauge that minimizes the spatial spread of the WFs. Commonly, the spread introduced by Marzari and Vanderbilt [6]

$$\Omega[\{\mathbf{U}^{\mathbf{k}}\}] = \sum_{n=1}^J \left[\langle w_{n\mathbf{0}} | r^2 | w_{n\mathbf{0}} \rangle - \langle w_{n\mathbf{0}} | \mathbf{r} | w_{n\mathbf{0}} \rangle^2 \right] \quad (2)$$

is employed. However, recently, an alternative localization measure was proposed [7]. The spread is minimized using gradient-based methods such as steepest descent [6, 8]. The parameter space of this optimization problem grows rapidly with the number of \mathbf{k} vectors and bands involved, increasing the chance of converging to a false local minimum or not converging at all. Providing a good starting point for the minimization, *i.e.*, an initial gauge $\{\mathbf{U}^{\mathbf{k}}\}$, is indispensable for achieving maximal localization. The standard approach is based on the projection

$$A_{mn}^{\mathbf{k}} = \langle \psi_{m\mathbf{k}} | g_n \rangle \quad (3)$$

of the Bloch states on a set of projection functions $g_n(\mathbf{r})$, which should approximate the J desired MLWFs in the considered unit cell, $w_{n\mathbf{0}}(\mathbf{r})$. The initial gauge is set to the unitary matrices closest to $\mathbf{A}^{\mathbf{k}}$, which can be obtained from the singular value decomposition (SVD) of $\mathbf{A}^{\mathbf{k}}$ via

$$\mathbf{U} = \mathbf{U}_{\mathbf{A}} \equiv \mathbf{V} \mathbf{W}^{\dagger} \quad \mathbf{A} = \mathbf{V} \mathbf{\Sigma} \mathbf{W}^{\dagger}, \quad (4)$$

where we dropped the superscript \mathbf{k} for brevity. The projection functions $g_n(\mathbf{r})$ have to be chosen manually

based on chemical intuition and additional knowledge about the chemical bonding in the considered material. This is a serious limitation for complex materials whose chemical characteristics are yet to be investigated. The same holds for the calculation of WFs describing delocalized (unoccupied) states away from the Fermi level, which don't form simple (anti) bonding states. In such cases, the random generation of an initial gauge may be a last resort. Most importantly, however, not having a good initial guess impedes full automatized calculations of MLWFs, which are desirable as computational material science and design has entered the realm of high-throughput calculations and data-centric approaches.

In this Letter, we address the challenge of providing suitable projection functions by reformulating it as a mathematical optimization problem and providing an algorithm for its solution. The success of the method is demonstrated by the calculation of MLWFs corresponding to both isolated (occupied) and entangled (unoccupied) bands in eight different materials.

Our approach extends the optimized projection function (OPF) method [9]. The underlying idea is to expand the J projection functions $g_n(\mathbf{r})$ within a larger set of $M \geq J$ orthonormal trial orbitals $h_j(\mathbf{r})$ as

$$g_n(\mathbf{r}) = \sum_{j=1}^M X_{jn} h_j(\mathbf{r}), \quad (5)$$

with a semi-unitary coefficient matrix \mathbf{X} . The gauge $\{\mathbf{U}^{\mathbf{k}}\}$ is obtained from Eqs. (3) and (4) by setting $\mathbf{A} = \langle \psi_{\mathbf{k}} | h \rangle$ and $\mathbf{U} = \mathbf{U}_{\mathbf{A}\mathbf{X}}$. The optimal \mathbf{X} is to be found by minimizing the spread Ω that implicitly depends on it. The advantage is that Ω is minimized with respect to a single matrix \mathbf{X} instead of a set of $N_{\mathbf{k}}$ matrices $\{\mathbf{U}^{\mathbf{k}}\}$. This vastly reduces the parameter space of the optimization problem and thus the computational cost, simultaneously facilitating more stable convergence. Setting up the pool of trial orbitals $h_j(\mathbf{r})$ is far less restrictive than directly selecting the projection functions $g_n(\mathbf{r})$. The trial orbitals should approximately span the space of the desired MLWFs. This approach leads directly to MLWFs, if $\text{span}\{h_j\} = \text{span}\{w_{n\mathbf{0}}\}$. The manual selection of projection functions gets transformed into the

automatic determination of the OPF matrix \mathbf{X} , encoding the chemical characteristics of the projection functions, which were previously a necessary user input. On the other hand, minimizing Ω with respect to \mathbf{X} is difficult due to the complex nonlinear dependence determined by Eq. (4). Mustafa *et al.* [9] simplified the problem introducing two major approximations: (i) The problem is linearized assuming $\mathbf{U}_{\mathbf{A}\mathbf{X}} = \mathbf{U}_{\mathbf{A}} \mathbf{X}$, and an auxiliary Lagrangian \mathcal{L} is minimized instead of Ω , accounting for the constraint of $\mathbf{A}\mathbf{X}$ being unitary (justifying the previous assumption) by a Lagrangian multiplier λ . (ii) Only the gauge-independent and off-diagonal part of the spread functional, $\Omega_{\text{I,OD}}$, is minimized, neglecting the diagonal part, Ω_{D} (see [6] for the definitions of the individual parts of the spread functional). Approximation (ii) is justified close to the minimum of Ω , where typically $\Omega_{\text{D}} \ll \Omega_{\text{I,OD}}$. Approximation (i) introduces another parameter, λ , which determines the success of the method and is generally case dependent.

Here we provide an expression for the gradient of the spread functional Ω with respect to the OPF matrix \mathbf{X} , which does not rely on any approximations and can be used in a gradient-based optimization algorithm on the manifold of unitary matrices (Stiefel manifold). Our derivations are based on the differentiation of the SVD in Eq. (4), *i.e.*, calculating the variation of the singular values $d\Sigma$ and the left and right singular vectors $d\mathbf{V}$ and $d\mathbf{W}$ upon a variation $d(\mathbf{A}\mathbf{X}) = \mathbf{A} d\mathbf{X}$. This allows us to compute the variation of the (semi-)unitary rotations \mathbf{U} as $d\mathbf{U} = d\mathbf{V} \mathbf{W}^\dagger + \mathbf{V} d\mathbf{W}^\dagger$ and hence the derivative of \mathbf{U} with respect to \mathbf{X} . The derivative of the spread functional can then be obtained by applying the chain rule for matrix derivatives. After extensive algebra (see Supplementary Material), we arrive at the following expression for the gradient of the spread functional with respect to the OPF matrix \mathbf{X} , which constitutes the main result of this work:

$$\begin{aligned} (\nabla_{\mathbf{X}} \Omega) = & \sum_{\mathbf{k}} \mathbf{A}^\dagger \left\{ \mathbf{V} \left(\mathbf{F} \odot \left[\mathbf{V}^\dagger (\nabla_{\mathbf{U}} \Omega) \mathbf{W} \right] - \text{H.c.} \right) \mathbf{W}^\dagger \right. \\ & + (\mathbf{I}_{J_{\mathbf{k}}} - \mathbf{V} \mathbf{V}^\dagger) (\nabla_{\mathbf{U}} \Omega) \mathbf{W} \Sigma^{-1} \mathbf{W}^\dagger \\ & \left. + \mathbf{V} \Sigma^{-1} \mathbf{V}^\dagger (\nabla_{\mathbf{U}} \Omega) (\mathbf{I}_J - \mathbf{W} \mathbf{W}^\dagger) \right\}, \end{aligned} \quad (6a)$$

$$\Sigma_{ij} = \sigma_i \delta_{ij}, \quad F_{ij} = \begin{cases} \frac{1}{2\sigma_i} & \sigma_i = \sigma_j \\ \frac{\sigma_j - \sigma_i}{\sigma_j^2 - \sigma_i^2} & \sigma_i \neq \sigma_j \end{cases}. \quad (6b)$$

Here \odot denotes the (element-wise) Hadamard product, $(\nabla_{\mathbf{U}} \Omega)$ is the Euclidean gradient of the spread functional with respect to the unitary rotations \mathbf{U} as provided by Damle *et al.* [8] (which is different from the gradient given in [6]). Σ , \mathbf{V} , and \mathbf{W} are defined via Eq. (4) by replacing \mathbf{A} with $\mathbf{A}\mathbf{X}$, and \mathbf{I}_J is the $J \times J$ identity matrix.

There are a few comments to be made on Eq. (6): (i) All matrices in Eq. (6) except for the OPF matrix \mathbf{X}

carry an implicit superscript \mathbf{k} , which has been dropped for brevity. (ii) The third line in Eq. (6a) vanishes if $\mathbf{A}\mathbf{X}$ is not singular, *i.e.*, \mathbf{W} is square. This is always the case if all trial orbitals $h_j(\mathbf{r})$ are linearly independent, especially if they are constructed as outlined in the following. (iii) If, in addition, the Bloch states $\psi_{m\mathbf{k}}$ span a J -dimensional subspace, *i.e.*, in the case of an isolated group of bands [6] or after the disentanglement step [10], then also the second line in Eq. (6a) vanishes.

The second ingredient (besides the gradient expression) required to successfully generate OPFs is a suitable set of trial orbitals $h_j(\mathbf{r})$. We wish this set to be well localized, to approximately span the space of the MLWFs, and to be as small as possible. We approach these requirements by using linear combinations of localized atom-centered orbitals $\tilde{h}_k(\mathbf{r})$ as trial orbitals,

$$h_j(\mathbf{r}) = \sum_{\mathbf{k}} B_{kj} \tilde{h}_k(\mathbf{r}). \quad (7)$$

The coefficients \mathbf{B} are determined such that the trial orbitals are orthonormal and have maximal overlap with the subspace of Bloch states that is to be wannierized. This idea is based on the observation that the MLWFs $w_{n\mathbf{0}}(\mathbf{r})$ are given by linear combinations of the Bloch states at all \mathbf{k} -points within the considered subspace. We maximize the overlap by solving the generalized eigenvalue problem

$$\mathbf{P} \mathbf{B} = \mathbf{S} \mathbf{B} \mathbf{\Lambda}, \quad (8a)$$

with

$$P_{ij} = \langle \tilde{h}_i | \hat{\mathbf{P}} | \tilde{h}_j \rangle = \frac{1}{N_{\mathbf{k}}} \sum_{\mathbf{k}} \sum_{m=1}^J \langle \tilde{h}_i | \psi_{m\mathbf{k}} \rangle \langle \psi_{m\mathbf{k}} | \tilde{h}_j \rangle, \quad (8b)$$

$$S_{ij} = \langle \tilde{h}_i | \tilde{h}_j \rangle, \quad (8c)$$

and setting the coefficients B_{kj} in Eq. (7) to the eigenvectors corresponding to the M largest eigenvalues λ_j . The normalized sum $\gamma = J^{-1} \sum_j \lambda_j$ of the M largest eigenvalues is a measure of the subspace coverage. If $\gamma = 1$, then the trial orbitals $h_j(\mathbf{r})$ fully span the J -dimensional subspace of the Bloch states $\psi_{m\mathbf{k}}(\mathbf{r})$. In practice, one can either fix a value for M and take the M largest eigenvalues, or M is determined by taking all eigenvalues larger than a fixed threshold. In this work, we employ the second choice. Note that the coefficients \mathbf{B} only need to be calculated once at the beginning. We then minimize the spread using a fixed set of M trial orbitals $h_j(\mathbf{r})$. A very similar approach is used to initialize the OPF matrix \mathbf{X} . At the beginning of the iterative minimization of Ω , we set \mathbf{X} to the eigenvectors of $\langle h | \hat{\mathbf{P}} | h \rangle$ corresponding to the J largest eigenvalues.

The proposed algorithm has been implemented in the full-potential all-electron code `exciting`, which employs a (linearized) augmented plane wave ((L)APW) and local

TABLE I. WF spread (in \AA^2) from OPFs, Ω^{OPF} , and MLWFs (after subsequent minimization), Ω^{MLWF} , for valence bands in different materials. In all cases, the J highest bands below the Fermi level were wannierized. M is the total number of trial orbitals used to construct the OPFs and γ their respective subspace coverage. Atomic projectors were either restricted to the home unit cell or include additional copies from nearest neighbor atoms in neighboring cells (+nn). Si-20 refers to strongly distorted silicon with 20 atoms in the primitive cell.

	J	M		γ	Ω^{OPF}		Ω^{MLWF}
		home	+nn		home	+nn	
c-Si	4	8	20	0.39	6.568	6.512	6.511
Si-20	40	80	144	0.38	102.227	100.998	100.895
GaAs	4	8	20	0.39	7.198	7.139	7.139
SiO ₂	8	22	34	0.47	8.852	8.848	8.847
Cr ₂ O ₃	12	38	83	0.85	26.106	26.089	26.066
BaSnO ₃	9	22	70	0.63	12.118	12.113	12.110
NaCl	3	4	19	0.28	3.899	3.899	3.899

orbital (LO) basis [11]. We use LOs as atomic projectors $\tilde{h}_k(\mathbf{r})$ [12], which are given by products of radial functions and spherical harmonics and are confined within a sphere around the nuclei. The radial functions are solutions of a radial Schrödinger or Dirac equation with a spherically symmetric potential. For each atomic species, we automatically compute such radial functions up to a given principal quantum number n (determining the number of nodes in the radial function) and construct the corresponding LOs according to the aufbau principle. We expect that other, *e.g.*, analytic radial functions such as spherical Bessel functions or Gaussians, will work as well. For the minimization of the spread functional, we employ the limited-memory Broyden–Fletcher–Goldfarb–Shanno (L-BFGS) algorithm on the manifold of unitary matrices as implemented in [13].

We apply our algorithm to six different materials, adopting the list of materials and numerical settings used in Ref. [9], and adding the oxide perovskite BaSnO₃. In all cases, trial orbitals corresponding to eigenvalues $\lambda > 0.01$ in Eq. (8) are included. The results are summarized in Table I. For all materials studied, the spread of the WFs obtained from the OPF method is within 2% deviation from the MLWFs that are obtained from a full minimization of the spread functional in the space of $\{\mathbf{U}^k\}$, using the OPF result as starting point. By including identical copies of the atomic trial orbitals centered at nearest-neighbor atoms and thus accounting for all possible bonds in the system, this deviation can be further reduced to less than 1%. We stress that a linear combination of atom-centered trial orbitals is also capable of producing bond-centered WFs, as in the case of silicon.

In the case of entangled bands, we first disentangle an optimal J -dimensional subspace using an inner (frozen) and outer energy window as described in [10]. As examples, we consider the lowest conduction bands in Si-20

TABLE II. Same as Table I, but for entangled bands. J WFs were disentangled from the inner (outer) energy window E^{wind} (in eV above the Fermi level).

	E^{wind}		J	M	γ	Ω^{OPF}	Ω^{MLWF}
	home	+nn					
Si-20	20 (25)	home	160	188	0.32	1097.7	694.4
		+nn		339		843.7	694.4
SiO ₂	40 (50)	home	79	112	0.19	509.1	180.5
		+nn		192		332.9	181.1
Zn	70 (85)	home	64	92	0.44	153.3	88.5
		+nn		552		96.4	87.9

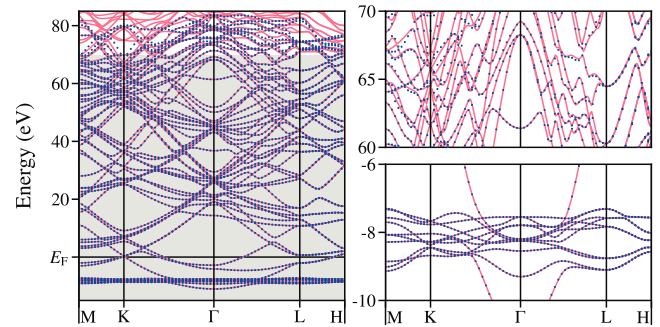


FIG. 1. Bandstructure of Zn calculated by direct diagonalization of the DFT Hamiltonian (red lines) and Wannier interpolation (blue dots). The full energy range displayed in the left panel coincides with the choice of the outer energy window. The inner window is illustrated by the gray background. Top right: Detailed view of the upper part of the inner energy window. Bottom right: Detailed view of the ten flat d -like bands.

and SiO₂ as well as zinc as a metallic system. We choose wide energy windows (up to 85 eV) from which we generate a large number of WFs (up to 160). The corresponding results are summarized in Table II. In contrast to the isolated-band case, the OPF spread is further away from the MLWFs. Hence, here, the OPF approach is not meant to be used as a stand-alone method. However, it provides a very good starting point for a subsequent minimization of the spread. In the presented examples, the inclusion of nearest-neighbor atoms yields a substantial gain in the OPF spread. This is due to the increase in the number of trial orbitals, M , and hence the variational freedom in finding the OPFs. The gain is particularly large for Zn, where due to the small unit cell, many WFs contain contributions from atoms in multiple cells. Note that for Si-20 the subsequent minimization converges to exactly the same spread Ω^{MLWF} starting from both OPFs with and without spread nearest neighbor inclusion, while for SiO₂ and Zn it yields almost, but not exactly, the same spread in both cases.

In Fig. 1 we compare the bandstructure of Zn obtained from a direct diagonalization of the DFT Hamiltonian with the bandstructure obtained from Wannier interpolation. There is excellent agreement up to the upper bound

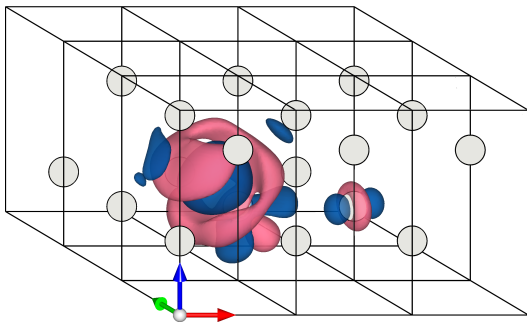


FIG. 2. Illustration of two MLWFs in Zn. The small WF on the right is one of ten strongly localized WFs associated with the flat d -like bands. The WF on the left is randomly selected. The displayed iso-surface encloses 90% of the total charge.

of the inner energy window at 70 eV. Also the ten flat d bands in the occupied region are perfectly reproduced. They are represented by ten out of 64 WFs, which are strongly localized with a spread of only 0.2 \AA^2 . One of them is illustrated on the right in Fig. 2 along with one of the remaining 54 WFs. They are both real-valued, indicating that they are truly maximally localized.

The larger difference between Ω^{OPF} and Ω^{MLWF} in the case of entangled bands originates from the incompleteness of the pool of trial orbitals $h_j(\mathbf{r})$, *i.e.*, it does not fully span the space of the MLWFs. One idea to improve upon this incompleteness is to include J reasonably (but not necessarily maximally) localized WFs $w_{n\mathbf{0}}(\mathbf{r})$ in an extended set of $M + J$ trial orbitals

$$\left\{ \begin{array}{l} h_j^{\text{SP}}(\mathbf{r}) = h_j(\mathbf{r}) \\ h_{M+n}^{\text{SP}}(\mathbf{r}) = \sum_{m=1}^J C_{mn} w_{m\mathbf{0}}(\mathbf{r}) + \sum_{i=1}^M D_{in} h_i(\mathbf{r}) \end{array} \right\}, \quad (9)$$

with $j = 1, \dots, M$ and $n = 1, \dots, J$. The coefficients C_{mn} and D_{in} can be chosen such that the extended set $h_j^{\text{SP}}(\mathbf{r})$ is still orthonormal. Since we choose WFs themselves to be part of the pool of trial orbitals, we call this method self-projection. The overlap between the Bloch states and this extended set of trial orbitals reads

$$\mathbf{A}^{\mathbf{k}, \text{SP}} = [\mathbf{A}^{\mathbf{k}}, \mathbf{U}^{\mathbf{k}} \mathbf{C} + \mathbf{A}^{\mathbf{k}} \mathbf{D}] \in \mathbb{C}^{J \times (M+J)}, \quad (10)$$

where $\{\mathbf{U}^{\mathbf{k}}\}$ describes a fixed initial gauge that defines the WFs in Eq. (9) via Eq. (1). We aim to find J OPFs $g_n^{\text{SP}}(\mathbf{r})$ given by the extended OPF matrix \mathbf{X}^{SP} via Eq. (5). Due to our primary assumption of an initial gauge that defines already reasonably localized WFs $w_{n\mathbf{0}}(\mathbf{r})$, we can choose these $w_{n\mathbf{0}}(\mathbf{r})$ as an initial guess for the OPFs and initialize \mathbf{X}^{SP} accordingly. We optimize \mathbf{X}^{SP} using the L-BFGS algorithm and find an improved gauge $\{\mathbf{U}^{\mathbf{k}}\}$ from $\mathbf{U} = \mathbf{U}_{\mathbf{A}\mathbf{X}^{\text{SP}}}$. This improved gauge is then used to

TABLE III. Same parameters as in Table II but employing self-projection. $\Omega^{\text{OPF+SP}}$ is the spread from OPFs using the self-projection scheme. $\Delta\Omega^{\text{SP}}$ is the localization gain compared to OPF without self-projection.

		Ω^{OPF}	$\Omega^{\text{OPF+SP}}$	$\Delta\Omega^{\text{SP}}$	Ω^{MLWF}
Si-20	home	1097.7	835.9	24%	694.4
	+nn	843.7	755.8	10%	694.4
SiO ₂	home	509.1	409.7	20%	180.5
	+nn	332.9	262.6	21%	181.1
Zn	home	153.3	146.6	4%	88.5
	+nn	96.4	95.4	1%	87.9

update the WFs in Eq. (9), and the procedure is repeated iteratively. Note that the spread functional Ω is invariant under a unitary mixing of the WFs. Therefore, it is not possible to use solely WFs as trial orbitals, because every OPF matrix \mathbf{X} will lead to the same value for Ω .

We employ the iterative self-projection scheme in cases of entangled bands with a self-projection cycle of 100 iterations, *i.e.*, we run 100 optimization steps for \mathbf{X} to find a gauge corresponding to reasonably localized WFs. We now include these WFs in the extended set of trial orbitals $h_j^{\text{SP}}(\mathbf{r})$. The extended OPF matrix \mathbf{X}^{SP} is optimized for another 100 iterations producing an improved set of WFs, which replace the previous ones in the extended set of trial orbitals. The last step is repeated four times amounting to 500 iterations in total (100 initial iterations + 4 self-projection cycles à 100 iterations). By this, we are able to achieve an additional localization gain of more than 20% over the OPF approach without self-projection for both Si-20 and SiO₂ (see Table III). For Zn, in contrast, the gain is substantially smaller, *i.e.*, the inclusion of intermediate WFs does not significantly increase the span of the trial orbitals. This may be due to the atomic-like nature of the MLWFs in Zn, which are already similar to the atomic trial orbitals. In Si-20, the OPF spread without self-projection is 1097.7 \AA^2 compared to 835.9 \AA^2 with self-projection. The latter provides an improved starting point for the calculation of MLWFs, allowing for a more rapid convergence of the minimization procedure as shown in Fig. 3.

In conclusion, we have demonstrated how to eliminate the error-prone task of manually providing projection functions to initialize the search for MLWFs. This is achieved by a gradient-based algorithm to compute OPFs from automatically generated trial orbitals. Our scheme does not require any additional user input beyond the energy range to be wannierized. The calculation of WFs from the valence bands in different materials demonstrate that our approach is able to essentially reach maximal localization for isolated bands. For entangled bands, it produces an excellent starting point for the calculation of MLWFs, which can be further improved by self-projections. Thus, our work provides an additional

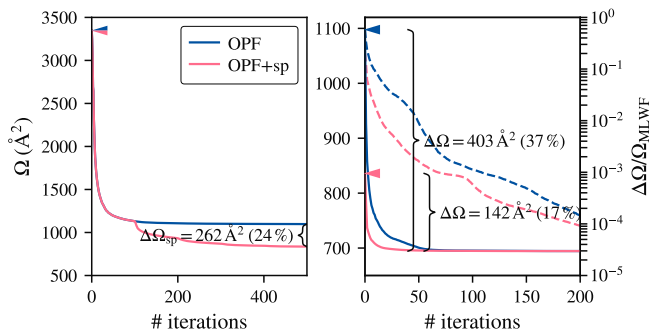


FIG. 3. Left: Reduction of the spread Ω in the OPF step without (dark blue) and with (light red) self-projection with a self-projection cycle of 100 iterations. Right: Reduction of the spread Ω in the MLWF step (solid lines, left axis) and relative error in the final MLWF spread (dashed lines, right axis). Initial spreads are marked by arrows on the left axes.

and essential building block towards the fully automated generation of MLWFs in high-throughput calculations. In the future, we aim to combine our method with existing approaches by using alternative trial functions such as pseudo-atomic orbitals (PAOs) [14] and selected columns of the density matrix (SCDM) [15, 16].

* sebastian.tillack@physik.hu-berlin.de

- [1] H. Abu-Farsakh and A. Qteish, Ionicity scale based on the centers of maximally localized Wannier functions, *Physical Review B* **75**, 085201 (2007).
- [2] X. Wang, J. R. Yates, I. Souza, and D. Vanderbilt, Ab initio calculation of the anomalous Hall conductivity by Wannier interpolation, *Physical Review B* **74**, 195118 (2006).
- [3] F. Giustino, M. L. Cohen, and S. G. Louie, Electron-phonon interaction using Wannier functions, *Physical Review B* **76**, 165108 (2007).
- [4] N. H. Protik, C. Li, M. Pruneda, D. Broido, and P. Ordejón, The elphbolt ab initio solver for the coupled electron-phonon Boltzmann transport equations, *npj Computational Materials* **8**, 1 (2022).
- [5] K. Kempa, N. H. Protik, T. Dodge, C. Draxl, and M. J. Naughton, Enhancing superconductivity with resonant antishielding and topological plasmon-polarons, *Physical Review B* **107**, 184518 (2023).
- [6] N. Marzari and D. Vanderbilt, Maximally localized generalized Wannier functions for composite energy bands, *Physical Review B* **56**, 12847 (1997).
- [7] K. Li, H.-Y. Ko, R. A. DiStasio, and A. Damle, Unambiguous and robust formulation for Wannier localization, *Physical Review B* **110**, 085127 (2024).
- [8] A. Damle, A. Levitt, and L. Lin, Variational Formulation for Wannier Functions with Entangled Band Structure, *Multiscale Modeling & Simulation* **17**, 167 (2019).
- [9] J. I. Mustafa, S. Coh, M. L. Cohen, and S. G. Louie, Automated construction of maximally localized Wannier functions: Optimized projection functions method, *Physical Review B* **92**, 165134 (2015).
- [10] I. Souza, N. Marzari, and D. Vanderbilt, Maximally localized Wannier functions for entangled energy bands, *Physical Review B* **65**, 035109 (2001).
- [11] A. Gulans, S. Kontur, C. Meisenbichler, D. Nabok, P. Pavone, S. Rigamonti, S. Sagmeister, U. Werner, and C. Draxl, Exciting: A full-potential all-electron package implementing density-functional theory and many-body perturbation theory, *Journal of Physics: Condensed Matter* **26**, 363202 (2014).
- [12] S. Tillack, A. Gulans, and C. Draxl, Maximally localized Wannier functions within the (L)APW+LO method, *Physical Review B* **101**, 235102 (2020).
- [13] N. Boumal, B. Mishra, P.-A. Absil, and R. Sepulchre, Manopt, a Matlab Toolbox for Optimization on Manifolds, *Journal of Machine Learning Research* **15**, 1455 (2014).
- [14] J. Qiao, G. Pizzi, and N. Marzari, Projectability disentanglement for accurate and automated electronic-structure Hamiltonians, *npj Computational Materials* **9**, 1 (2023).
- [15] A. Damle, L. Lin, and L. Ying, SCDM-k: Localized orbitals for solids via selected columns of the density matrix, *Journal of Computational Physics* **334**, 1 (2017).
- [16] A. Damle and L. Lin, Disentanglement via Entanglement: A Unified Method for Wannier Localization, *Multiscale Modeling & Simulation* **16**, 1392 (2018).