

A TWO-SIZE WRIGHT-FISHER MODEL: ASYMPTOTIC ANALYSIS VIA UNIFORM RENEWAL THEORY

G. ALSMEYER¹, F. CORDERO², AND H. DOPMEYER³

ABSTRACT. We consider a population with two types of individuals, distinguished by the resources required for reproduction: type-0 (small) individuals need a fractional resource unit of size $\vartheta \in (0, 1)$, while type-1 (large) individuals require 1 unit. The total available resource per generation is R . To form a new generation, individuals are sampled one by one, and if enough resources remain, they reproduce, adding their offspring to the next generation. The probability of sampling an individual whose offspring is small is $\rho_R(x)$, where x is the proportion of small individuals in the current generation. This discrete-time stochastic model is called the two-size Wright-Fisher model, where the function ρ_R can represent mutation and/or frequency-dependent selection. We show that on the evolutionary time scale, i.e. accelerating time by a factor R , the frequency process of type-0 individuals converges to the solution of a Wright-Fisher-type SDE. The drift term of that SDE accounts for the bias introduced by the function ρ_R and the consumption strategy, the latter also inducing an additional multiplicative factor in the diffusion term. To prove this, the dynamics within each generation are viewed as a renewal process, with the population size corresponding to the first passage time $\tau(R)$ above level R . The proof relies on methods from renewal theory, in particular a uniform version of Blackwell's renewal theorem for binary, non-arithmetic random variables, established via ε -coupling.

MSC 2010. Primary: 60K05, 92D25; Secondary: 60K10, 60K35, 60J70

Keywords. generalized Wright-Fisher model, selection, mutation, diffusion limit, first passage time, stopping summand, uniform renewal theory

1. INTRODUCTION

In population genetics, the Wright-Fisher model [12, 23] is one of the most prominent and widely used models in discrete time when aiming to describe the evolution of the type composition of individuals under the influence of evolutionary forces such as mutation, selection, gene flow and environmental changes. In its original form, the model considers the dynamics of a population of genes of two allelic types under neutral selection, but it has by now been generalized in many directions, see e.g. [7, 15, 16, 17] for recent work of this kind.

In most of these generalizations, it is typically assumed that the population consists of a fixed number of haploid individuals that reproduce asexually. However, differences in consumption strategies within the population are often overlooked. This assumption can be reasonable in cases where all individuals follow the same consumption strategy, or when the resources required for reproduction are negligible in comparison to the total resource pool. For instance, the standard

¹INSTITUTE FOR MATHEMATICAL STOCHASTICS, DEPARTMENT OF MATHEMATICS AND COMPUTER SCIENCE, UNIVERSITY OF MÜNSTER, ORLEANS-RING 10, 48149 MÜNSTER, GERMANY

²INSTITUTE OF MATHEMATICS, BOKU UNIVERSITY, GREGOR-MENDEL-STRASSE 33/II, 1180 VIENNA, AUSTRIA

³FACULTY OF TECHNOLOGY, BIELEFELD UNIVERSITY, BOX 100131, 33501 BIELEFELD, GERMANY

E-mail addresses: gerolda@uni-muenster.de, fernando.cordero@boku.ac.at, hannah.dopmeyer@uni-bielefeld.de.

Date: February 6, 2025.

Wright-Fisher model falls into the first category if we interpret the fixed population size as the constant amount of available resources, assuming that each individual requires exactly one unit of resource to reproduce and is selected at random with replacement.

Recently, González Casanova et al. (2020) [13] introduced a novel extension to the Wright-Fisher model by incorporating reproductive costs and their evolutionary effects. Their model distinguishes between two reproduction strategies, each associated with different resource requirements, but without altering the reproductive rates of individuals. Therefore it provides a stepping stone toward understanding how resource allocation in reproduction might affect evolutionary fitness in ways that do not strictly conform to traditional evolutionary frameworks from biology like r and K selection (introduced in [21]) or the R^* -rule (introduced in [22]).

More specifically, it is assumed in [13] that individuals either require a fractional resource unit $\vartheta \in (0, 1)$ or a full resource unit 1 to reproduce and that individuals requiring 1 resource unit per reproduction have a selective advantage. This differentiation leads to two distinct reproductive strategies based on resource consumption, potentially influencing the evolutionary trajectory of the population. Mutation or more complex forms of selection are not considered. As a result of this framework, the population size is no longer fixed but becomes a stochastic variable, fluctuating over time. For further details and comparisons to other models with variable population sizes, see [13]. One of the motivations behind this approach was its connection to branching processes, as in [14], where the authors derived a moment dual for a general class of branching processes. The branching process perspective is further expanded in [4] and [6], where the implications of stochastic fluctuations in population size and their impact on evolutionary processes are explored in more depth.

The objective of this paper is to study an extension of the model described above by incorporating a general form of bias (including mutation and general forms of frequency-dependent selection). More precisely, we consider a discrete-time, finite population model with a fixed amount $R \in \mathbb{R}_+$ of resources available for reproduction in each generation. These are consumed each time a new individual is produced. There are two types of individuals, called type-0 and type-1, whose distinguishing feature is the amount of resources needed to produce them. Namely, it takes a fraction $\vartheta \in (0, 1)$ of resource units to produce a type-0 individual and one unit of resources to produce a type-1 individual. To form a new generation, the individuals are sequentially sampled (with replacement) from the current generation (thus in an iid (independently and identically distributed) manner), each time subtracting the required amount of resources from those still available. This continues until the quantity R is completely used up or exceeded, where one can imagine that in the latter case the missing quantity of resources for the production of the last individual is taken from an internal storage. The amount of resources needed to produce a new generation may therefore exceed R (but not $R+1$). We usually interpret the two types as two sizes (see Remark 2.1 and Figure 2) and therefore refer to this extension as the *two-size Wright-Fisher model*. We will examine the evolutionary impact of different consumption strategies within this framework, developing a new method for a comprehensive treatment, based on renewal theory. The limiting process is characterized as the solution of a stochastic differential equation (SDE). It is also worth noting that in the special case where our model coincides with that of [13], our main theorem shows that the drift term derived in [13, Theorem 1] is not correct, as will be further explained after the statement of our result (see Remark 2.2).

A more formal introduction of the model is provided in Section 2.1, but already at this point the connection of the one-step dynamics to renewal theory is evident: the amount of consumed resources equals the sum of iid positive random variables (taking values ϑ or 1), and hence a renewal process with Bernoulli-type increments. The (varying) population size corresponds to the first passage time $\tau(R)$ above level R of this renewal process, see Section 2.3 for details.

Our main goal is to establish the asymptotic behavior as the amount of resources R tends to infinity. Let X_t^R , $t \geq 0$, denote the proportion of type-0 individuals at time t in the model with available resources R . Our main result, Theorem 2.1, states that, under a suitable convergence condition involving the function ρ_R and a Lipschitz function $\rho : [0, 1] \rightarrow \mathbb{R}$, the time-scaled process $(X_{\lfloor Rt \rfloor}^R)_{t \geq 0}$ converges, as $R \rightarrow \infty$, to the solution of the SDE

$$dX_t = \left(-(1 - \vartheta)X_t(1 - X_t) + \rho(X_t) \right) dt + \sqrt{X_t(1 - X_t)(1 - (1 - \vartheta)X_t)} dB_t,$$

where B denotes standard Brownian motion. Note that the size parameter ϑ affects both, the drift term and the diffusion term of the SDE. We will refer to the solution of this SDE as the *two-size Wright-Fisher diffusion*.

The result will be obtained by showing uniform convergence of the respective generators. Owing to the connection to renewal theory, this uniform convergence leads to certain uniform renewal-type convergence results for random walks with Bernoulli-type increments, as indicated above. We establish uniform versions of the elementary renewal theorem and a uniform version of Blackwell's renewal theorem. These versions cannot be deduced from existing uniform renewal theorems in the literature (see [5, 20]) and may therefore be of interest in their own right. An obvious modification of the model is to complete a generation with the last individual whose reproduction costs are fully covered by the remaining resources. This variant is shortly described in Subsection 5 together with a statement of a counterpart of Theorem 2.1.

We have organized our work as follows. Section 2 introduces the model in detail, states our main result (Theorem 2.1) and also explains the connection to renewal theory. In Section 3, the required uniform convergence results from renewal theory are established, which then allow us to give the proof of Theorem 2.1 in Section 4. We finish with two sections providing short discussions of the afore-mentioned model variant (Section 5) and of the two-size Wright-Fisher diffusion (Section 6).

2. MAIN RESULT

2.1. The model and its large population limit. We consider the evolution in discrete time (generations) of a finite population of individuals, that can be of type 0 or type 1. A constant amount $R \in \mathbb{R}_+$ of resources is available for each generation that is reserved for reproduction and consumed upon forming the next generation. The costs (in resource units) that are incurred when placing an offspring of type 0 in the next generation are $\vartheta \in (0, 1)$, and they are 1 when placing an offspring of type 1. If there is a relative proportion $x \in [0, 1]$ of individuals of type 0 in the current generation, the next generation is formed by sequentially sampling (with replacement) individuals from the current generation, which then produce an offspring according to the following rules:

- (1) If $k \in \mathbb{N}_0$ individuals of types r_1, \dots, r_k have already been placed in the next generation at cost $R_k := \sum_{i=1}^k ((1 - r_i)\vartheta + r_i)$ ($:= 0$ if $k = 0$) with $R_k < R$, a $(k + 1)$ th individual is chosen. This sampling is done in a way such that the type r_{k+1} of its offspring satisfies $r_{k+1} = 0$ with probability $\rho_R(x)$, and $r_{k+1} = 1$ with probability $1 - \rho_R(x)$, independent of the parent type. The reason for the chosen notation will become apparent soon, see Remark 2.3.
- (2) If $R_{k+1} < R$, replace k by $k + 1$ and return to Step (1), but if $R_{k+1} \geq R$, the reproduction process terminates and the next generation thus consists of $k + 1$ individuals.

Note that the population size is random (as $\vartheta < 1$) and varies from generation to generation. Let M_n^R denote the population size in generation $n \in \mathbb{N}$ and X_n^R the relative proportion of type-0 individuals in this generation. Initially, there are $M_0^R = m_0$ individuals and a relative

proportion $X_0^R = x_0 \in [0, 1]$ of type-0 individuals. We refer to this model as the *two-size Wright-Fisher model with frequency-dependent selection and mutation*. Figure 1 shows a realization of the model.

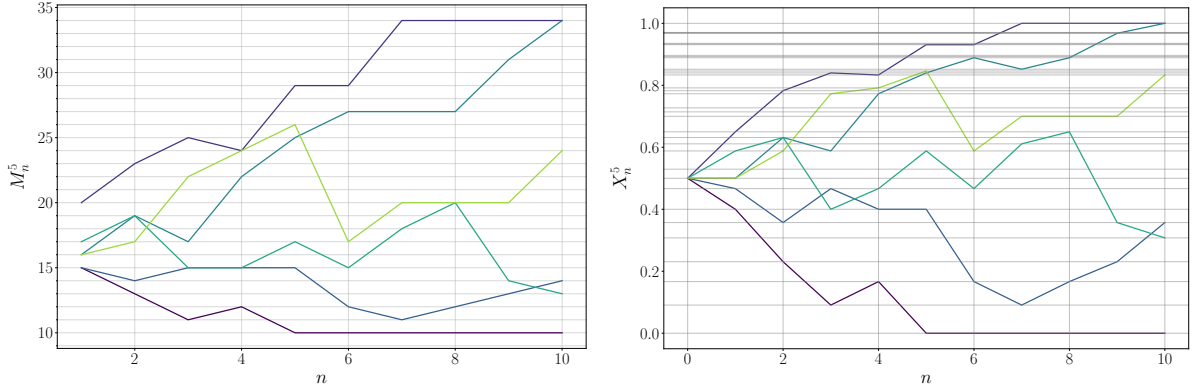


FIGURE 1. Simulation of the population size M_n^R (left) and the proportion of type-0 individuals X_n^R (right) for six populations of a two-size Wright-Fisher model with parameters $R = 5$, $\vartheta = 0.3$, $\rho_R(x) = x$ and $x_0 = 0.5$. The horizontal gray lines show the respective codomain.

Selection enters the model through the function ρ_R . If $\rho_R(x) > x$, type-0 individuals are favored in the sampling process, whereas type-1 individuals are favored when $\rho_R(x) < x$. If $\rho_R(x) = x$, the sampling is neutral. However, even in this case, the model is generally not neutral due to the bias introduced by the stopping rule, as shown in Theorem 2.1.

Remark 2.1. We typically interpret the types as sizes (lengths), where individuals can be of length ϑ or length 1, and refer to them as *small* (type 0) or *large* (type 1). During the reproduction step, new individuals are added to the population until the total size reaches R , which corresponds to the available space per generation.

Figure 2 illustrates a reproduction step in this model with the above interpretation in mind.

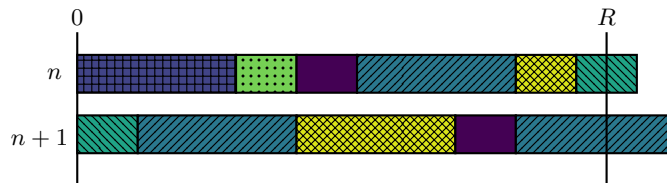


FIGURE 2. Illustration of a sample construction of generation $n + 1$ in a two-size Wright-Fisher model. The two sizes of the rectangles correspond to the two types: small rectangles represent small individuals. Each individual in generation n is assigned a color and a pattern for identification. The individuals from generation n are sampled, and their offspring are placed one after another from left to right until the capacity R is reached. In this example three individuals from generation n place exactly one offspring in generation $n + 1$, one individual places two offspring and two individuals do not place any offspring. Note that the offspring of the small, yellow individual mutates from small to large.

The main goal of this paper is to demonstrate that, as the amount of resources R grows large, our model, when appropriately scaled, converges to a Wright-Fisher-type diffusion. This limiting process includes a drift term that captures the effects of the stopping rule, frequency-dependent selection, and mutation, along with a non-standard diffusion term.

Theorem 2.1. *Let $\rho : [0, 1] \rightarrow \mathbb{R}$ be a Lipschitz continuous function. Assume that $X_0^R \rightarrow x_0 \in [0, 1]$ in probability and $R(\rho_R(x) - x) \rightarrow \rho(x)$ uniformly in $x \in [0, 1]$, as $R \rightarrow \infty$. Then the*

process $(X_{[Rt]}^R)_{t \geq 0}$ converges in distribution to the solution $(X_t)_{t \geq 0}$ of the stochastic differential equation

$$dX_t = \left(-(1 - \vartheta)X_t(1 - X_t) + \rho(X_t) \right) dt + \sqrt{X_t(1 - X_t)(1 - (1 - \vartheta)X_t)} dB_t, \quad (2.1)$$

with initial value $X_0 = x_0$, where B is standard Brownian motion.

We point out that, unlike ρ_R , the size parameter ϑ does not scale with R .

Figure 3 displays simulations of the finite model and some trajectories of the SDEs (2.1).

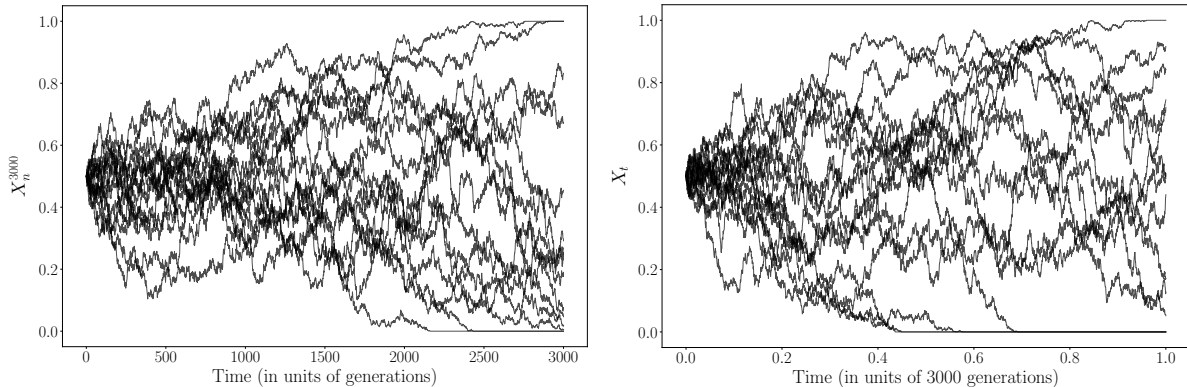


FIGURE 3. Simulations of the evolution of the proportion of small individuals in the finite model (*left*) with $\rho_R(x) = x$, $x \in [0, 1]$ and the trajectories of the SDEs (*right*) with $\rho \equiv 0$. For both simulations $\vartheta = 0.6$ and $x_0 = 0.5$ was used. The finite model was simulated for 3000 generations, using $R = 3000$. The trajectories of the SDEs were derived using the Euler method with step-length $h = 1/3000$.

Remark 2.2. Theorem 2.1 generalizes Theorem 1 in [13] (which covers the case of genic selection and no mutation) and shows that the drift term derived therein is not correct. In that work, it is stated that the consumption strategy (i.e. the parameter ϑ) has no effect on the drift term of the limiting diffusion and coincides with the drift term in a standard Wright-Fisher diffusion with genic selection. However, our result shows that the drift term consists of two summands. The first summand depends explicitly on the size parameter ϑ and encodes the bias against small individuals induced by the stopping term (see Subsection 3.1). This disadvantage scales with the difference $1 - \vartheta$, so the smaller ϑ is, the stronger the negative effect of the stopping rule. The second summand captures the effects of selection (or more generally, the effects induced by the sampling probabilities ρ_R) and coincides with the drift term obtained in [13, Theorem 1] in their particular context.

The reason behind the mistake in [13] is the use of exchangeability, which is standard for classical models of population genetics, but interestingly does not hold for the two-size Wright-Fisher model. This fact will become apparent with the help of renewal theory and is rooted in the stopping rule, which, as we will see, imposes a bias in favor of large individuals.

To support our findings, we performed simulations, and the results are displayed in Figure 4.

Remark 2.3. We now provide the intuition behind the sampling and reproduction mechanism used in the definition of the model. In general, parents are sampled according to the rules of selection and offspring are produced by the rules of mutation. The effect of both evolutionary forces is then described by the function ρ_R , which we have defined as the probability that a sampled individual produces a small offspring. We briefly discuss the most common scenarios and state the corresponding functions ρ_R (from the finite model) and ρ (from the drift term in (2.1)).

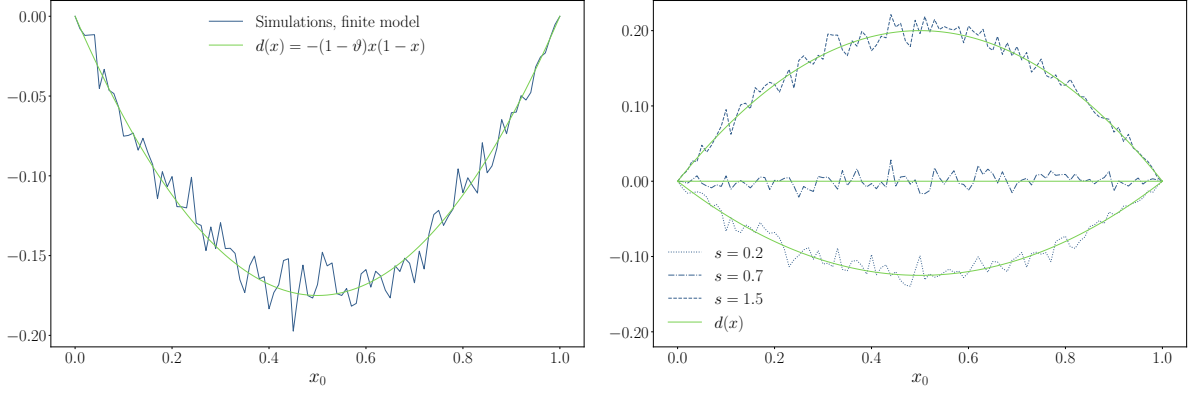


FIGURE 4. Simulations (blue) of the drift term without selection (*left*) and with genic selection in favor of small individuals (*right*). The corresponding drift term $d(x) = -(1 - \vartheta) + s)x(1 - x)$ from the SDE (2.1) is plotted in green. The size of the small individuals ϑ was set to 0.3 and for the finite model a resource capacity of $R = 1000$ was used. Each point results from 10^6 simulations. The difference between the attained proportion of small individuals, X_1^R , and the initial proportion, x_0 , was computed. The blue line displays the scaled (by R) version of this average.

- (1) No selection, no mutation:

$$\rho_R(x) = x$$

in which case $\rho(x) = 0$.

- (2) Genic selection (favoring small individuals):

$$\rho_R(x) = \frac{(1 + sR^{-1})x}{1 + sR^{-1}x}$$

and consequently $\rho(x) = sx(1-x)$, with $s \geq 0$. The adaptation to genic selection favoring large individuals is straightforward and yields $\rho(x) = -sx(1-x)$, again with $s \geq 0$, see Remark 2.1 and compare with [13, Theorem 1].

- (3) Fittest-type-wins selection (favoring small individuals):

$$\rho_R(x) = 1 - \mathbb{E}[(1-x)^G],$$

where G is a random variable satisfying

$$\mathbb{P}(G = 1) = 1 - \frac{1}{R} \quad \text{and} \quad \mathbb{P}(G = k) = \frac{s_{k-1}}{R} \quad \text{for } k \geq 2,$$

with $s_i \geq 0$ for all $i \geq 1$ and $\sum_{k=1}^{\infty} s_k = 1$. In this setting, the function $\rho(x)$ is given by

$$\rho(x) = s(x)x(1-x) \quad \text{with } s(x) = \sum_{k=1}^{\infty} s_k(1-x)^k.$$

In the underlying ancestral picture, the random variable G has a natural interpretation as “potential parents” (see [2] and [16]).

- (4) Diploid selection:

$$\rho_R(x) = x + \frac{2s}{R} x(1-x)((1-2h)x + h).$$

where $s \geq 0$ and $h \in \mathbb{R}_+$. Then we get

$$\rho(x) = 2s x(1-x)((1-2h)x + h).$$

In the standard Wright-Fisher model (i.e. same consumption strategy for both types) the haploid population can be interpreted as a diploid model, in which each genotype

ij , with $i, j \in \{0, 1\}$, has a reproduction rate (fitness value) w_{ij} , see e.g. [11, Chapter 5]. The homozygote 00 (resp. 11) reproduces with rate $w_{00} = 1 + 2s$ (resp. $w_{11} = 1$) and the heterozygotes have rate $w_{10} = w_{01} = 1 + 2hs$. The parameter $s \geq 0$ indicates the selection strength, and h quantifies the contribution of the allele 0 to the fitness of an heterozygote and is called dominance parameter. The case $h = 1/2$ corresponds to the additive case (no dominance), $0 \leq h < 1/2$ models the case where type 0 is recessive and $s > 0$ and $h > 1/2$ the case where type 0 is dominant. A value of $h > 1$ corresponds to balancing selection. Even without an equivalent interpretation on the level of diploid genotypes the functions ρ_R and ρ can be used to model different forms of diploid selection in the two-size Wright-Fisher model.

(5) Parent-independent mutation, no selection:

$$\rho_R(x) = \left(1 - \frac{\beta_1}{R}\right)x + \frac{\beta_0}{R}(1-x) = x + \frac{\beta_0}{R}(1-x) - \frac{\beta_1}{R}x$$

and $\rho(x) = \beta_0(1-x) - \beta_1x$, with $\beta_i \geq 0$ being the probability of a mutation resulting in type $i \in \{0, 1\}$.

The case with genic selection favoring the type-1 individuals and without mutation is studied in [13] and called *Wright-Fisher model with efficiency*. There small individuals are referred to as *efficient*, but we refrain from using the term “efficiency” here because it suggests an advantage for the “efficient” (small) individuals, which is not consistent with the results stated in Theorem 2.1. We will return to the cases of genic selection and parent-independent mutation in Section 6 and derive some asymptotic properties of the corresponding two-size Wright-Fisher diffusion via classical diffusion theory.

2.2. A model variant. There is an obvious modification of the model we have introduced: Instead of completing a generation with the first individual that leads to an overshoot of the available resources R , one can also finish by rejecting this individual (with the same outcome only in the case when the consumed resources are exactly equal to R). Let \bar{X}_n^R denote the counterpart of X_n^R for this variant. Then a similar analysis as for the original model leads to the following counterpart of Theorem 2.1.

Theorem 2.2. *Under the same conditions as in Theorem 2.1, the process $(\bar{X}_{\lfloor Rt \rfloor}^R)_{t \geq 0}$ converges in distribution to the solution $(\bar{X}_t)_{t \geq 0}$ of the stochastic differential equation*

$$d\bar{X}_t = \rho(\bar{X}_t)dt + \sqrt{\bar{X}_t(1-\bar{X}_t)(1-(1-\vartheta)\bar{X}_t)}dB_t,$$

with initial value $\bar{X}_0 = x_0$ and B denoting standard Brownian motion.

The crucial difference to the SDE in (2.1) is the drift term, which in the case $\rho(x) = 0$ equals $-(1-\vartheta)x(1-x)$ for the original model, but is 0 for the model variant, i.e., the latter model is neutral. We refer to Section 5 for more details including a sketch of the proof, which is in fact very similar to the proof of Theorem 2.1.

Remark 2.4. For $\vartheta \in \mathbb{Q}$, this variant of the model has also been studied in [13] (again, only in the case where $\rho_R(x) = \frac{(1-sR^{-1})x}{1-sR^{-1}x}$). While we show that in this model variant the consumption strategy has no effect on the resulting drift, Theorem 2 in [13] implies a selective advantage in favor of the small individuals. Furthermore, the form of their drift term changes drastically for different values of $\vartheta \in \mathbb{Q}$. The reason for this mistake is similar to the one we mentioned for the original model. Again, we performed simulations that support our findings, see Figure 5.

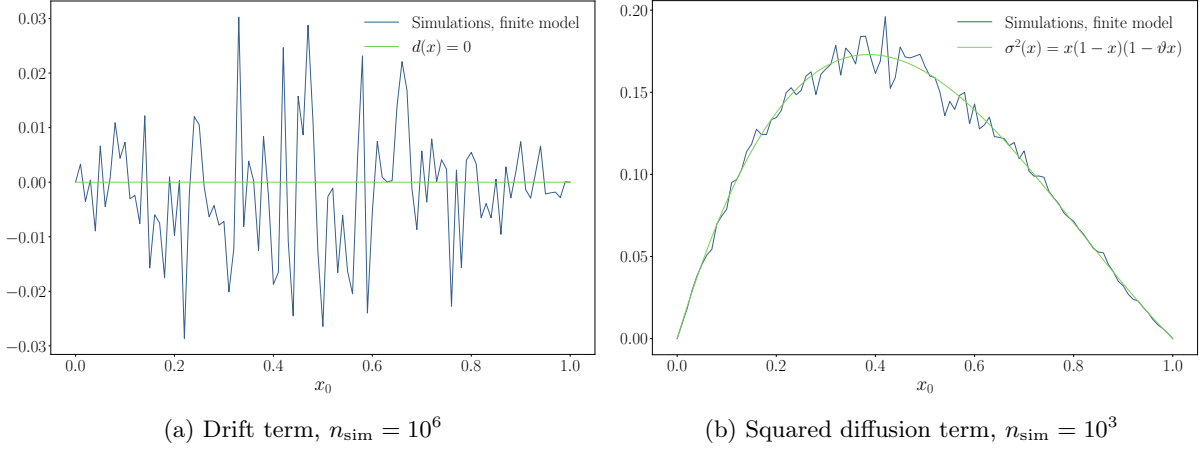


FIGURE 5. Simulations (blue) of the drift term (a) and of the squared diffusion term (b) of the model variant with $\rho(x) \equiv 0$. The results $d(x) = 0$ and $\sigma^2(x) = (1 - (1 - \vartheta)x)x(1 - x)$ from the SDE in Theorem 2.2 are plotted in green. The size of the small individuals ϑ was set to 0.3 and for the simulations of the finite model a resource capacity of $R = 1000$ was used. Each point results from n_{sim} simulations. The (squared) difference between the attained proportion of small individuals, \bar{X}_1^R , and the initial proportion, x_0 , was computed. The blue line displays the scaled (by R) version of this average.

2.3. Connection to renewal theory. As already indicated, it is crucial for our analysis to make the connection between the one-step transitions of $(X_n^R, M_n^R)_{n \geq 0}$ and renewal theory, which is established by the distributional identity (2.3) below. Let $\vartheta \in (0, 1)$ be fixed in the following and $(\Omega, \mathcal{F}, \mathbb{P})$ be the underlying probability space that besides $(X_n^R, M_n^R)_{n \geq 0}$ carries a sequence $(\xi_i)_{i \geq 1}$ of $\{\vartheta, 1\}$ -valued random variables such that:

- (1) the ξ_i are iid under each $\mathbb{P}_x := \mathbb{P}(\cdot | X_0^R = x)$, $x \in [0, 1]$, with common law $F_{\rho_R(x)}$ and mean $\mathbb{E}_x[\xi_i] = \mu(\rho_R(x))$, where

$$F_p := p\delta_\vartheta + (1-p)\delta_1 \quad \text{and} \quad \mu(p) := \int u F_p(du) = 1 - (1 - \vartheta)p \quad \text{for } p \in [0, 1],$$

and δ_x denotes the Dirac law at x .

- (2) $(\xi_i)_{i \geq 1}$ and $(X_n^R, M_n^R)_{n \geq 0}$ are independent under \mathbb{P}_x .

We further assume that a family $(\mathbf{P}_p)_{p \in [0, 1]}$ of probability measures on (Ω, \mathcal{F}) is given such that the ξ_i are iid under \mathbf{P}_p with common law F_p and thus mean $\mu(p)$. The \mathbf{P}_p are introduced to formulate the uniform renewal results. If p is in the range of the function ρ_R , thus $\rho_R(x) = p$ for some $x \in [0, 1]$, we can simply choose $\mathbf{P}_p = \mathbb{P}_x$. As usual, the expectation operators of \mathbb{P}_x and \mathbf{P}_p are denoted \mathbb{E}_x and \mathbf{E}_p , respectively. Let $S = (S_n)_{n \geq 0}$ be the zero-delayed renewal process with increments ξ_i , i.e.

$$S_0 := 0 \quad \text{and} \quad S_n := \sum_{j=1}^n \xi_j \quad \text{for } i \geq 1,$$

and let $\tau(a)$ for $a \geq 0$ be the associated level a first passage time, defined by

$$\tau(a) := \inf\{n \in \mathbb{N} : S_n \geq a\}. \quad (2.2)$$

In order to state the announced identity (2.3), let S_i^R for $i \in \mathbb{N}$ denote the amount of resources consumed on the production of the first i individuals in generation 1. We observe that the total size of this generation (= total number of individuals) is given by

$$M_1^R = \inf\{n \in \mathbb{N} : S_n^R \geq R\}.$$

Moreover, since individuals can be of two possible sizes, the total amount of resources needed to produce generation 1 equals

$$S_{M_1^R}^R = \vartheta M_1^R X_1^R + M_1^R(1 - X_1^R) = -(1 - \vartheta)M_1^R X_1^R + M_1^R.$$

Finally, it follows directly from the model description that $(S_1^R, \dots, S_{M_1^R}^R)$ and $(S_1, \dots, S_{\tau(R)})$ have the same law under any \mathbb{P}_x . Consequently,

$$\mathbb{P}_x((X_1^R, M_1^R) \in \cdot) = \mathbb{P}_x\left(\left(\frac{1}{1 - \vartheta} \left(1 - \frac{S_{\tau(R)}}{\tau(R)}\right), \tau(R)\right) \in \cdot\right), \quad (2.3)$$

i.e., the one-step transitions of the two-size Wright-Fisher model are fully characterized by the renewal process S and its first passage time $\tau(R)$ above level R . In particular, we have

$$X_1^R - \rho_R(x) = -\frac{1}{1 - \vartheta} \left(\frac{S_{\tau(R)}}{\tau(R)} - \mu(\rho_R(x))\right) \quad \mathbb{P}_x\text{-a.s.} \quad (2.4)$$

2.4. Proof strategy via uniform renewal theory. Existence and uniqueness of the solution to the SDE (2.1) follow from [24, Theorem 1]. To prove convergence towards this solution, we will show that, as $R \rightarrow \infty$, the discrete generator

$$\mathcal{A}^R f(x) := R \mathbb{E}_x[f(X_1^R) - f(x)]$$

converges uniformly in x to the infinitesimal generator of the solution of the SDE (2.1), which is given by

$$\mathcal{A}f(x) = (-(1 - \vartheta)x(1 - x) + \rho(x))f'(x) + \frac{1}{2}x(1 - x)(1 - (1 - \vartheta)x)f''(x),$$

for functions $f \in C^3([0, 1])$. The result will then follow from a classical result by Ethier and Kurtz [10, Theorem 1.6.1] (see also [19, Theorem 17.25]). Using a Taylor expansion, the discrete generator can be written as

$$\mathcal{A}^R f(x) = R \mathbb{E}_x[X_1^R - x]f'(x) + \frac{1}{2}R \mathbb{E}_x[(X_1^R - x)^2]f''(x) + \frac{1}{6}R \mathbb{E}_x[(X_1^R - x)^3]f'''(z_x),$$

for some $z_x \in [0, 1]$. Hence, it must be shown that

$$R \mathbb{E}_x[X_1^R - x] \xrightarrow{R \rightarrow \infty} -(1 - \vartheta)x(1 - x) + \rho(x), \quad (2.5)$$

$$R \mathbb{E}_x[(X_1^R - x)^2] \xrightarrow{R \rightarrow \infty} x(1 - x)(1 - (1 - \vartheta)x), \quad (2.6)$$

and

$$R \mathbb{E}_x[(X_1^R - x)^3] \xrightarrow{R \rightarrow \infty} 0, \quad (2.7)$$

uniformly in $x \in [0, 1]$, which will be done in Section 4 after providing the necessary prerequisites from renewal theory. The connection with the latter becomes apparent when observing that, by (2.4), the moments $\mathbb{E}_x[(X_1^R - \rho_R(x))^n]$ for $n = 1, 2, 3$ can be expressed in terms of $S_{\tau(R)}$ and $\tau(R)$, namely (see Section 4)

$$\mathbb{E}_x[(X_1^R - \rho_R(x))^n] = \frac{(-1)^n}{(1 - \vartheta)^n} \mathbb{E}_x\left[\left(\frac{S_{\tau(R)}}{\tau(R)} - \mu(\rho_R(x))\right)^n\right]. \quad (2.8)$$

The crucial ingredients to our proof of the required uniform convergence of the generators as stated above are a uniform version of the L^p -type elementary renewal theorem, see (2.10) below, and a uniform weak convergence result for the stopping summand $\xi_{\tau(R)}$.

To be more precise, let us recall the pointwise elementary renewal theorem, which in the present situation states that, for any $p \in [0, 1]$,

$$\lim_{R \rightarrow \infty} \frac{R}{\tau(R)} = \mu(p) \quad \mathbf{P}_p\text{-almost surely,}$$

see e.g. [18, Theorem 2.5.1 and Remark 2.5.1]. Since $\delta \leq \xi_j \leq 1$ for all j , we further have here the inequality

$$R \leq \tau(R) \leq \frac{R+1}{\vartheta} \quad \text{for all } R > 0 \quad (2.9)$$

which allows us to infer directly by the dominated convergence theorem,

$$\lim_{R \rightarrow \infty} \mathbf{E}_p \left[\left(\frac{R}{\tau(R)} \right)^\beta \right] = \mu(p)^\beta \quad \text{for all } \beta > 0 \text{ and } p \in [0, 1]. \quad (2.10)$$

It is also well-known that the law Q_p^R of the stopping summand $\xi_{\tau(R)}$ under \mathbf{P}_p converges weakly, for any $p \in [0, 1]$ and as $R \rightarrow \infty$, to a law Q_p , which can be identified by solving a renewal equation, namely

$$Q_p = \frac{\vartheta p}{\mu(p)} \delta_R + \frac{1-p}{\mu(p)} \delta_1. \quad (2.11)$$

The result is trivial for $p = 0$ and $p = 1$ and can be obtained for $p \in (0, 1)$ by a standard coupling argument. Since the support of the Q_p^R is a two-point set, it can be stated as

$$\lim_{R \rightarrow \infty} |Q_p^R(\{\vartheta\}) - Q_p(\{\vartheta\})| = 0. \quad (2.12)$$

No lattice-type considerations are needed because the support of $\xi_{\tau(R)}$ does not vary with R (unlike the support of the excess over the boundary $S_{\tau(R)} - R$ in the case when $\vartheta \in \mathbb{Q}$ and thus $(S_n)_{n \geq 0}$ is arithmetic). In the next section, we will show that (2.12) holds uniformly in $p \in [0, 1]$, for any fixed $\vartheta \in (0, 1)$ (Proposition 3.1). Using this, we will then be able to prove a uniform extension of (2.10) that also involves the stopping summand (Proposition 3.6). This, in turn, will be crucial to establish the uniform convergence of the integral moments of $S_{\tau(R)}/\tau(R)$ under \mathbf{P}_p , $p \in [0, 1]$ which in combination with (2.8) will provide the proof of (2.5)-(2.7) and thus of Theorem 2.1 in Section 4.

3. UNIFORM RENEWAL THEOREMS

3.1. The stopping summand. Let Q_p^R and Q_p be as introduced above and denote by ξ_∞ a random variable with law Q_p under \mathbf{P}_p and independent of all other occurring random variables. We note that

$$\mathbf{E}_p[\xi_\infty] = \frac{1 - p(1 - \vartheta)(1 + \vartheta)}{\mu(p)} = \frac{\mathbf{E}_p[\xi^2]}{\mu(p)}$$

for any $p \in [0, 1]$.

Proposition 3.1. *For fixed $\vartheta \in (0, 1)$, the stopping summand $\xi_{\tau(R)}$ of a renewal process S with stopping time $\tau(R)$ as in (2.2) converges uniformly in p to its asymptotic distribution, i.e.*

$$\lim_{R \rightarrow \infty} \sup_{p \in [0, 1]} \left| \mathbf{P}_p(\xi_{\tau(R)} = \vartheta) - \frac{p\vartheta}{\mu(p)} \right| = 0. \quad (3.1)$$

As a direct consequence,

$$\lim_{R \rightarrow \infty} \sup_{p \in [0, 1]} |\mathbf{E}_p[\xi_{\tau(R)}] - \mathbf{E}_p[\xi_\infty]| = 0, \quad (3.2)$$

Our proof of (3.1) is purely probabilistic and based on a coupling construction which, after specifying an arbitrary $\nu \in (0, \frac{1}{2})$, defines a coupling process whose law is the same under any \mathbf{P}_p , $p \in [\nu, 1 - \nu]$. As a consequence, the same holds for the coupling time, and this establishes uniform convergence for $p \in [\nu, 1 - \nu]$. Moreover, it is shown (Lemma 3.2) and in fact intuitively obvious that, when specifying ν small enough, the law $\mathbf{P}_p(\xi_{\tau(R)} \in \cdot)$ for $p \in (0, \nu)$ is almost equal to δ_1 , i.e., the law of $\xi_{\tau(R)}$ under \mathbf{P}_0 , and for $p \in (1 - \nu, 1)$ almost equal to δ_ϑ , i.e., the law of $\xi_{\tau(R)}$ under \mathbf{P}_1 . These two ingredients are finally combined to yield (3.1).

In the case when S is arithmetic, which occurs whenever $\vartheta \in \mathbb{Q}$, (3.1) can also be obtained by combining our Lemma 3.2 with a result by Borovkov and Foss [5, Theorem 2.7] after verifying their Fourier-analytic condition that, for some continuous function on $[0, 2\pi]$ (assuming lattice-span one),

$$\left| \mathbf{E}_p[e^{iu\xi}] - 1 \right| \geq \psi(u) \quad \text{for all } u \in (0, 2\pi). \quad (3.3)$$

In the non-arithmetic case, the result is new to the best of our knowledge. In what follows, we provide the necessary notation and results for the proof of Proposition 3.1, which will be conducted at the end of this subsection.

Let $\mathbf{U}_p := \sum_{n=0}^{\infty} \mathbf{P}_p(S_n \in \cdot)$ denote the renewal measure of the process S . The classical version of Blackwell's renewal theorem ([18, Theorem 2.4.2]) states that

$$\lim_{R \rightarrow \infty} \mathbf{U}_p([R - t, R]) = \frac{t}{\mu(p)} \quad \text{if } S \text{ is non-arithmetic}$$

and

$$\lim_{R \rightarrow \infty} \mathbf{U}_p\left(\left\{\frac{n}{b}\right\}\right) = \frac{1}{b\mu(p)} \quad \text{if } S \text{ is arithmetic with lattice-span } \frac{1}{b}.$$

Moreover, by a standard renewal argument,

$$\mathbf{P}_p(X_{\tau(a)} = \vartheta) = \mathbf{P}_p(X_1 = \vartheta) \mathbf{U}_p([a - \vartheta, a]) = p \mathbf{U}_p([a - \vartheta, a])$$

and

$$\mathbf{P}_p(X_{\tau(a)} = 1) = \mathbf{P}_p(X_1 = 1) \mathbf{U}_p([a - 1, a]) = (1 - p) \mathbf{U}_p([a - 1, a]).$$

for all $p \in [0, 1]$ and $a \geq 0$, thus

$$p \mathbf{U}_p([a - \vartheta, a]) + (1 - p) \mathbf{U}_p([a - 1, a]) = 1, \quad (3.4)$$

the form of Q_p stated in (2.11) is obtained in both the non-arithmetic case ($\vartheta \notin \mathbb{Q}$) and the arithmetic case ($\vartheta \in \mathbb{Q}$). In the last case, it should be observed that Q_p^R , the law of $\xi_{\tau(R)}$ under \mathbf{P}_p , does not change for R between two consecutive lattice points. Moreover, the stated form of Q_p remains valid in the boundary cases $p = 0$ and $p = 1$, where this limit law trivially coincides with the increment law $F_1 = \delta_1$ and $F_\vartheta = \delta_\vartheta$, respectively, as already mentioned above.

With the help of Lemma 3.2 below, our attempted uniformity result can be restricted to $p \in [\nu, 1 - \nu]$ for sufficiently small $\nu > 0$, which means that it is enough to show

$$\lim_{R \rightarrow \infty} \sup_{p \in [\nu, 1 - \nu]} \|Q_p^R - Q_p\| = 0 \quad (3.5)$$

for any $\nu \in (0, \frac{1}{2})$, where $\|\cdot\|$ denotes total variation. We note that in the present situation of measures supported by two points only, namely ϑ and 1, we have

$$\|Q_p^R - Q_p\| = |Q_p^R(\{\vartheta\}) - Q_p(\{\vartheta\})| = |Q_p^R(\{1\}) - Q_p(\{1\})|.$$

Lemma 3.2. *We have*

$$\lim_{p(1-p) \rightarrow 0} \sup_{R \geq 0} \|Q_p^R - Q_p\| = 0.$$

Proof. By (3.4) and the fact that $\sup_{p \in [0, 1]} \sup_{R \geq 0} \mathbf{U}_p([R - \vartheta, R]) \leq 1$, we have

$$\lim_{p \downarrow 0} \mathbf{U}_p([R - 1, R]) = \lim_{p \downarrow 0} \frac{1 - p \mathbf{U}_p([R - \vartheta, R])}{1 - p} = 1$$

and

$$\lim_{p \uparrow 1} \mathbf{U}_p([R - \vartheta, R]) = \lim_{p \uparrow 1} \frac{1 - (1 - p) \mathbf{U}_p([R - 1, R])}{p} = 1$$

uniformly in $R \geq 0$. But this ensures

$$\sup_R \|Q_p^R - Q_p\| = \sup_R \left| \mathbf{P}_p(X_{\tau(R)} = \vartheta) - \frac{p\vartheta}{\mu(p)} \right| = \sup_R \left| p \mathbf{U}_p([R - \vartheta, R]) - \frac{p\vartheta}{\mu(p)} \right| \xrightarrow{p \uparrow 1} 0$$

and similarly

$$\sup_R \|Q_p^R - Q_p\| = \sup_R \left| (1-p) \mathbf{U}_p([R-1, R]) - \frac{1-p}{\mu(p)} \right| \xrightarrow{p \downarrow 0} 0.$$

This completes the proof. \square

In the following, we restrict ourselves to the case when $\vartheta \notin \mathbb{Q}$ and thus S is a non-arithmetic renewal process under each \mathbf{P}_p , $p \in (0, 1)$. The arguments in the arithmetic case are very similar and in fact easier because exact coupling instead of ε -coupling can be used. In the boundary cases $p = 0$ and $p = 1$, S is naturally *always* deterministic and thus not non-arithmetic with $Q_0 = F_0 = \delta_1$ and $Q_1 = F_1 = \delta_\vartheta$, respectively.

Let F_p^* be the *stationary renewal distribution* of S under \mathbf{P}_p , defined by

$$F_p^*(dx) = \mu(p)^{-1} \mathbf{P}_p(\xi_1 > x) \mathbf{1}_{(0, \infty)}(x) dx.$$

In the non-arithmetic case, it is characterized by

$$F_p^* * \mathbf{U}_p = \mu(p)^{-1} \mathfrak{L}^+$$

where \mathfrak{L}^+ denotes Lebesgue measure on the positive halfline. It is also the limit law of the overshoot $S_{\tau(R)} - R$ as $R \rightarrow \infty$ and thus the stationary law of the continuous-time Markov process $(S_{\tau(R)} - R)_{R \geq 0}$ under \mathbf{P}_p .

Now we fix, as indicated above, an arbitrarily small $\nu \in (0, \frac{1}{2})$ and consider only $p \in [\nu, 1 - \nu]$. Let $(\xi'_1, \xi''_1), (\xi'_2, \xi''_2), \dots$ be iid under every \mathbf{P}_p with common joint law defined by

$$\begin{aligned} \mathbf{P}_p(\xi'_1 = \vartheta, \xi''_1 = 0) &= \mathbf{P}_p(\xi'_1 = 0, \xi''_1 = \vartheta) = \frac{\nu}{4}, \\ \mathbf{P}_p(\xi'_1 = 1, \xi''_1 = 0) &= \mathbf{P}_p(\xi'_1 = 0, \xi''_1 = 1) = \frac{\nu}{4}, \\ \mathbf{P}_p(\xi'_1 = \xi''_1 = \vartheta) &= \frac{p}{2} - \frac{\nu}{4}, \quad \mathbf{P}_p(\xi'_1 = \xi''_1 = 1) = \frac{1-p}{2} - \frac{\nu}{4} \quad \text{and} \quad \mathbf{P}_p(\xi'_1 = \xi''_1 = 0) = \frac{1-\nu}{2}. \end{aligned}$$

It follows that the marginal laws of ξ'_n and ξ''_n under \mathbf{P}_p are identical, namely

$$\frac{1}{2}\delta_0 + \frac{p}{2}\delta_\vartheta + \frac{1-p}{2}\delta_1 = \frac{1}{2}(\delta_0 + F_p),$$

and that the law of $\xi'_n - \xi''_n$ is symmetric and does not depend on $p \in [\nu, 1 - \nu]$, more precisely

$$\mathbf{P}_p(\xi'_n - \xi''_n \in \cdot) = (1-\nu)\delta_0 + \frac{\nu}{4}(\delta_\vartheta + \delta_{-\vartheta} + \delta_1 + \delta_{-1}) \quad (3.6)$$

for each $p \in [\nu, 1 - \nu]$. Note that this law is also non-arithmetic in the given case of irrational ϑ .

Next let (ξ'_0, ξ''_0) be independent of $(\xi'_n, \xi''_n)_{n \geq 1}$ with law $\delta_0 \otimes F_p^*$ under \mathbf{P}_p . Define the bivariate random walk

$$(S'_n, S''_n) := \sum_{k=0}^n (\xi'_k, \xi''_k), \quad n \geq 0$$

and its symmetrization

$$W_n := S''_n - S'_n = \sum_{k=0}^n (\xi''_k - \xi'_k), \quad n \geq 0.$$

By (3.6), the law of $(W_n - W_0)_{n \geq 0}$ under \mathbf{P}_p is the same for every $p \in [\nu, 1 - \nu]$.

Define the ε -coupling time

$$T_\varepsilon = \inf\{n \geq 0 : |W_n| \leq \varepsilon\},$$

and, furthermore,

$$T_{\varepsilon,x} = \inf\{n \geq 0 : |W_n - W_0 + x| \leq \varepsilon\}$$

for $\varepsilon > 0$ and $x > 0$. Using \mathbf{P}_\bullet for probabilities that do not depend on p , it follows that

$$\mathbf{P}_p(T_\varepsilon \in \cdot) = F_p(\{\vartheta\}) \mathbf{P}_\bullet(T_{\varepsilon,\vartheta} \in \cdot) + (1 - F_p(\{\vartheta\})) \mathbf{P}_\bullet(T_{\varepsilon,1} \in \cdot).$$

This shows that the law of T_ε under \mathbf{P}_p depends on p only through $F_p(\{\vartheta\})$ and can in fact be bounded by the maximum of the two laws on the right-hand side in the sense that

$$\mathbf{P}_p(T_\varepsilon \in \cdot) \leq \mathbf{P}_\bullet(T_{\varepsilon,\vartheta} \in \cdot) \vee \mathbf{P}_\bullet(T_{\varepsilon,1} \in \cdot).$$

We also note that, if $\sigma'_0 = 0$ and

$$\sigma'_n = \inf\{k > \sigma'_{n-1} : \xi'_k > 0\} = \inf\{k > \sigma'_{n-1} : S_k > S'_{\sigma'_{n-1}}\}$$

for $n \geq 1$ denote the jump epochs (strictly ascending ladder epochs) of S' , then $(S'_{\sigma'_n})_{n \geq 0}$ has the same law as S under every \mathbf{P}_p , and the increments of $(\sigma'_n)_{n \geq 0}$ are iid and geometrically distributed on \mathbb{N} with parameter $\frac{1}{2}$. Moreover, if

$$\tau'(R) = \inf\{n \geq 1 : S'_n \geq R\}, \quad R \geq 0,$$

then $\tau'(R) = \sigma'_{\nu(R)}$ for suitable $\nu(R)$ because level exceedance can only occur at a positive jump epoch of S' .

For $n \in \mathbb{N}_0$ and measurable $A \subset [0, \infty)$, we put

$$N_n(A) := \sum_{k=0}^n \mathbf{1}_A(S_k) \quad \text{and} \quad N(A) := \sum_{k \geq 0} \mathbf{1}_A(S_k)$$

and let $N'_n(A), N''_n(A), N'(A), N''(A)$ be defined accordingly for S' and S'' . Then $\mathbf{U}_p(A) = \mathbf{E}_p[N(A)]$. The next lemma shows that adding an atom at 0 to the increment law (replacing F_p with $\frac{1}{2}(\delta_0 + F_p)$) changes the renewal measure only by a constant. We continue with some auxiliary lemmata that furnish our uniform coupling argument in the proof of Proposition 3.1.

Lemma 3.3. *Let \mathbf{U}'_p and \mathbf{U}''_p denote the renewal measures of S' and S'' under \mathbf{P}_p , respectively. Then*

$$\mathbf{U}'_p = 2\mathbf{U}_p \quad \text{and} \quad \mathbf{U}''_p = F_p^* * \mathbf{U}'_p = 2\mu(p)^{-1} \boldsymbol{\lambda}^+$$

for each $p \in (0, 1)$.

Proof. Since S'' has the same increment law as S' and delay distribution F_p^* , only the identity for \mathbf{U}'_p must be verified. Let φ_p denote the Laplace transform of F_p . Then the Laplace transform of $(\delta_0 + F_p)/2$ equals $(1 + \varphi_p)/2$. It follows that $\mathbf{U}'_p = \sum_{n \geq 0} 2^{-n} (\delta_0 + F_p)^{*n}$ has Laplace transform

$$\frac{1}{1 - (1 + \varphi_p)/2} = \frac{2}{1 - \varphi_p}$$

which is also the Laplace transform of $2\mathbf{U}_p$. □

Lemma 3.4. *For all $R \geq 0$, $n \in \mathbb{N}_0$ and $p \in [\nu, 1 - \nu]$,*

$$N'_n([R, R + \vartheta]) \leq (\sigma'_{\nu(R)+1} - \sigma'_{\nu(R)}) \mathbf{1}_{\{\tau'(R) \leq n\}} \quad \mathbf{P}_p\text{-a.s.} \quad (3.7)$$

and

$$\mathbf{E}_p[N'_n([R, R + \vartheta])] \leq 2 \mathbf{P}_p(\tau'(R) \leq n). \quad (3.8)$$

Proof. By definition of S' , the number of visits within n steps of this walk to $[R, R + \vartheta]$ is nonzero only if $\tau'(R) = \sigma'_{\nu(R)} \leq n$, and in this case the walk will leave the interval with the next positive jump after $\tau'(R)$ (of size at least ϑ). Inequality (3.7) is now immediate. Since $(\sigma'_{\nu(R)+k} - \sigma'_{\nu(R)})_{k \geq 0}$ and $\tau'(R)$ are independent and $\mathbf{E}_p[\sigma'_{\nu(R)+1} - \sigma'_{\nu(R)}] = 2$, we obtain (3.8) by taking expectations in (3.7). \square

Remark 3.1. Since S' differs from the original walk S only by having additional zero jumps, it is immediate that

$$\mathbf{P}_p(\tau'(R) \leq n) \leq \mathbf{P}_p(\tau(R) \leq n) \quad (3.9)$$

for all $R \geq 0$, $n \in \mathbb{N}_0$ and $p \in [\nu, 1 - \nu]$. Furthermore, $\tau(R) \geq R$ because the maximal jump size of S is 1 (see (2.9)).

Remark 3.2. Since

$$\mathbf{E}_p[N_n''([R, R + \vartheta])] = \int_{(0,1]} \mathbf{E}_p[N_n'([R - x, R + \vartheta - x])] F_p^*(dx),$$

the previous lemma together with (3.9) also provides

$$\mathbf{E}_p[N_n''([R, R + \vartheta])] \leq \int_{(0,1]} 2 \mathbf{P}_p(\tau'(R - x) \leq n) F_p^*(dx) \leq 2 \mathbf{P}_p(\tau(R - 1) \leq n)$$

for all $R \geq 0$, $n \in \mathbb{N}_0$ and $p \in [\nu, 1 - \nu]$.

In order to formulate the next lemma, let $(\mathcal{F}_n)_{n \geq 0}$ be the canonical filtration of the bivariate random walk $(S'_n, S''_n)_{n \geq 0}$ and note that the ε -coupling time is a stopping time with respect to this filtration.

Lemma 3.5. *For all $\varepsilon > 0$, $R \geq 0$, and $p \in [\nu, 1 - \nu]$*

$$\mathbf{E}_p[N_{T_\varepsilon}'([R, R + \vartheta])] \leq 2 \mathbf{P}_\bullet(T_\varepsilon \geq R) \quad (3.10)$$

where \mathbf{P}_\bullet is used to indicate that this probability does not depend on p . As a consequence

$$\lim_{R \rightarrow \infty} \sup_{p \in [\nu, 1 - \nu]} \mathbf{E}_p[N_{T_\varepsilon}'([R, R + \vartheta])] = 0, \quad (3.11)$$

and the same uniform convergence holds for $\mathbf{E}_p[N_{T_\varepsilon}''([R, R + \vartheta])]$.

Proof. It follows from (3.7) that $N_{T_\varepsilon}'([R, R + \vartheta]) \leq (\sigma'_{\nu(R)+1} - \sigma'_{\nu(R)}) \mathbf{1}_{\{\tau'(R) \leq T_\varepsilon\}}$ \mathbf{P}_p -a.s. for all $p \in [\nu, 1 - \nu]$. Now using that $\{\tau'(R) \leq T_\varepsilon\} \in \mathcal{F}_{\tau'(R)}$ and that $\sigma'_{\nu(R)+1} - \sigma'_{\nu(R)}$ is independent of this σ -field, we infer

$$\mathbf{E}_p[N_{T_\varepsilon}'([R, R + \vartheta])] \leq 2 \mathbf{P}_\bullet(T_\varepsilon \geq \tau'(R))$$

and thereby (3.10) because $\tau'(R) \geq R$ and the \mathbf{P}_p -law of T_ε does not depend on p . The remaining assertions are now straightforward consequences. \square

We now have all the ingredients to prove Proposition 3.1.

Proof of Proposition 3.1. Fix any irrational ϑ and recall that

$$Q_p^R(\{\vartheta\}) = \mathbf{P}_p(\xi_{\tau(R)} = \vartheta) = p \mathbf{U}_p([R - \vartheta, R]) = 1 - \mathbf{P}_p(\xi_{\tau(R)} = 1).$$

Further recalling (2.11), we now see that

$$\left| Q_p^R(\{\vartheta\}) - Q_p(\{\vartheta\}) \right| = p \left| \mathbf{U}_p([R - \vartheta, R]) - \frac{\vartheta}{\mu(p)} \right|.$$

Hence, in order to show $\sup_{p \in [0,1]} |Q_p^R(\{\vartheta\}) - Q_p(\{\vartheta\})| \xrightarrow{R \rightarrow \infty} 0$, it suffices to show uniform convergence in p of $\mathbf{U}_p([R - \vartheta, R])$ to $\vartheta/\mu(p)$. By Lemma 3.2, we can restrict the range of p to $[\nu, 1 - \nu]$ for arbitrary $\nu \in (0, \frac{1}{2})$, thus it remains to prove

$$\lim_{R \rightarrow \infty} \sup_{p \in [\nu, 1 - \nu]} \left| \mathbf{U}_p([R - \vartheta, R]) - \frac{\vartheta}{\mu(p)} \right| = 0. \quad (3.12)$$

For the subsequent coupling argument, we pick an arbitrary $\varepsilon \in (0, \frac{\vartheta}{2})$. Note that

$$\mathbf{U}_p([R - \vartheta, R]) - \frac{\vartheta}{\mu(p)} = \frac{1}{2} \left(\mathbf{U}'_p([R - \vartheta, R]) - \mathbf{U}''_p([R - \vartheta, R]) \right)$$

and recall that $\mathbf{U}''_p = 2\mu(p)^{-1} \boldsymbol{\lambda}^+$.

$$\begin{aligned} \mathbf{U}'_p([R - \vartheta, R]) &= \mathbf{E}_p[N'_{T_\varepsilon}([R - \vartheta, R])] + \mathbf{E}_p \left(\sum_{n > T_\varepsilon} \mathbf{1}_{[R - \vartheta, R]}(S'_n) \right) \\ &\leq \mathbf{E}_p[N'_{T_\varepsilon}([R - \vartheta, R])] + \mathbf{E}_p \left(\sum_{n > T_\varepsilon} \mathbf{1}_{[R - \vartheta - \varepsilon, R + \varepsilon]}(S''_n) \right) \\ &= \mathbf{E}_p[N'_{T_\varepsilon}([R - \vartheta, R])] - \mathbf{E}_p[N''_{T_\varepsilon}([R - \vartheta - \varepsilon, R + \varepsilon])] + \mathbf{U}''_p([R - \vartheta - \varepsilon, R + \varepsilon]) \\ &\leq o(1) + 2 \frac{\vartheta + 2\varepsilon}{\mu(p)} \quad \text{as } R \rightarrow \infty, \end{aligned}$$

where, by Lemma 3.5, the $o(1)$ is uniform in $p \in [\nu, 1 - \nu]$. Hence

$$\limsup_{R \rightarrow \infty} \sup_{p \in [\nu, 1 - \nu]} \mathbf{U}_p([R - \vartheta, R]) - \frac{\vartheta}{\mu(p)} \leq \frac{2\varepsilon}{\mu(p)}. \quad (3.13)$$

A similar estimation provides

$$\begin{aligned} \mathbf{U}'_p([R - \vartheta, R]) &\geq \mathbf{E}_p \left[\sum_{n > T_\varepsilon} \mathbf{1}_{[R - \vartheta, R]}(S'_n) \right] \\ &\geq \mathbf{U}''_p([R - \vartheta + \varepsilon, R - \varepsilon]) - \mathbf{E}_p N''_{T_\varepsilon}([R - \vartheta + \varepsilon, R - \varepsilon]) \\ &= 2 \frac{\vartheta - 2\varepsilon}{\mu(p)} - o(1) \quad \text{as } R \rightarrow \infty, \end{aligned}$$

where the $o(1)$ is again uniform in $p \in [\nu, 1 - \nu]$. Hence

$$\liminf_{R \rightarrow \infty} \inf_{p \in [\nu, 1 - \nu]} \mathbf{U}_p([R - \vartheta, R]) - \frac{\vartheta}{\mu(p)} \geq -\frac{2\varepsilon}{\mu(p)}. \quad (3.14)$$

A combination of (3.13) and (3.14) finally yields (3.12), for ε was arbitrary, and this is the required conclusion to complete the proof of Proposition 3.1. \square

3.2. Uniform L^p -convergence of $R/\tau(R)$. Before giving the proof, we also state the second announced result.

Proposition 3.6. *For any $m \in \mathbb{N}$ and $\beta > 0$,*

$$\lim_{R \rightarrow \infty} \sup_{p \in [0,1]} \left| R^m \mathbf{E}_p \left[\frac{\xi_{\tau(R)}^\beta}{(\mu(p)\tau(R))^m} \right] - \mathbf{E}_p[\xi_\infty^\beta] \right| = 0, \quad (3.15)$$

and thus in particular ($\beta = 0$)

$$\lim_{R \rightarrow \infty} \sup_{p \in [0,1]} \mathbf{E}_p \left[\left| \frac{R^m}{(\mu(p)\tau(R))^m} - 1 \right| \right] = 0, \quad (3.16)$$

which in turn is equivalent to

$$\lim_{R \rightarrow \infty} \sup_{p \in [0,1]} \mathbf{E}_p \left[\left| \frac{R}{\mu(p)\tau(R)} - 1 \right|^m \right] = 0. \quad (3.17)$$

Proof. Since $R\tau(R)^{-1}$ converges \mathbf{P}_p -almost surely to $\mu(p)$ for each p , the equivalence of Assertions (3.16) and (3.17) follows by a theorem of Riesz, see [3, Theorem 15.4].

For the proof of (3.15), we note that

$$R^m \mathbf{E}_p \left[\frac{\xi_{\tau(R)}^\beta}{(\mu(p)\tau(R))^m} \right] - \mathbf{E}_p[\xi_\infty^\beta] = \mathbf{E}_p \left[\xi_{\tau(R)}^\beta \left(\frac{R^m}{(\mu(p)\tau(R))^m} - 1 \right) \right] + \mathbf{E}_p[\xi_{\tau(R)}^\beta] - \mathbf{E}_p[\xi_\infty^\beta].$$

Hence we can use (3.16) and Proposition 3.1 to infer

$$\sup_{p \in [0,1]} \left| \mathbf{E}_p \left[\xi_{\tau(R)}^\beta \left(\frac{R^m}{(\mu(p)\tau(R))^m} - 1 \right) \right] \right| \leq \sup_{p \in [0,1]} \mathbf{E}_p \left[\left| \frac{R^m}{(\mu(p)\tau(R))^m} - 1 \right| \right] \xrightarrow{R \rightarrow \infty} 0$$

and

$$\sup_{p \in [0,1]} \left| \mathbf{E}_p[\xi_{\tau(R)}^\beta] - \mathbf{E}_p[\xi_\infty^\beta] \right| \xrightarrow{R \rightarrow \infty} 0$$

as required.

Left with the proof of (3.17) for all $m \in \mathbb{N}$, it suffices to consider even m , and in this case absolute values signs can be dropped to give

$$\mathbf{E}_p \left[\left(\frac{R}{\mu(p)\tau(R)} - 1 \right)^m \right] = 1 + \sum_{k=1}^m (-1)^k \binom{m}{k} \mathbf{E}_p \left[\frac{R^k}{(\mu(p)\tau(R))^k} \right]. \quad (3.18)$$

Using $\sum_{k=1}^m (-1)^k \binom{m}{k} = -1$ we conclude that it is enough to show that, for all $k \in \mathbb{N}$,

$$\lim_{R \rightarrow \infty} \sup_{p \in [0,1]} \left| \mathbf{E}_p \left[\frac{R^k}{(\mu(p)\tau(R))^k} \right] - 1 \right| = 0. \quad (3.19)$$

To this end, we note that all subsequent convergence statements (including big O symbols) are meant to hold uniformly in p without further notice. We further note that Wald's first identity provides

$$\mu(p)\mathbf{E}_p[\tau(R)] = \mathbf{E}_p[S_{\tau(R)}] \in [R, R+1] \quad (3.20)$$

for all $R \geq 0$ and $p \in [0,1]$. By making a second-order Taylor expansion of $\tau(R)^{-k}$ around $\mathbf{E}_p[\tau(R)]$, we obtain

$$\mathbf{E}_p \left[\frac{R^k}{(\mu(p)\tau(R))^k} \right] = \frac{R^k}{(\mu(p)\mathbf{E}_p[\tau(R)])^k} + \frac{k(k+1)R^k}{2\mu(p)^k} \mathbf{E}_p \left[\frac{(\tau(R) - \mathbf{E}_p[\tau(R)])^2}{\zeta^{k+2}} \right] \quad (3.21)$$

for some random point ζ between $\tau(R)$ and $\mathbf{E}_p[\tau(R)]$, thus

$$\mathbf{P}_p(c_1 R \leq \zeta \leq c_2 R) = 1 \quad \text{for all } R \geq 1, p \in [0,1], \text{ and suitable } 0 < c_1 \leq 1 \leq c_2^{-1} \leq c_2.$$

It follows that, for all $p \in [0,1]$,

$$\frac{\mathbf{Var}_p[\tau(R)]}{c_2 R^{k+2}} \leq \mathbf{E}_p \left[\frac{(\tau(R) - \mathbf{E}_p[\tau(R)])^2}{\zeta^{k+2}} \right] \leq \frac{\mathbf{Var}_p[\tau(R)]}{c_1 R^{k+2}}.$$

Moreover, using (3.20) followed by an application of Wald's second identity

$$\begin{aligned} \mu(p)^2 \mathbf{Var}_p[\tau(R)] &= \mathbf{E}_p \left[\left((\mu(p)\tau(R) - S_{\tau(R)}) + (S_{\tau(R)} - \mathbf{E}_p S_{\tau(R)}) \right)^2 \right] \\ &= \mathbf{E}_p \left[(S_{\tau(R)} - \mu(p)\tau(R))^2 \right] + \mathbf{E}_p \left[(S_{\tau(R)} - R + O(1))^2 \right] \end{aligned}$$

$$\begin{aligned}
& - 2 \mathbf{E}_p \left[(S_{\tau(R)} - \mu(p)\tau(R))(S_{\tau(R)} - R + O(1)) \right] \\
& = \sigma^2(p) \mathbf{E}_p[\tau(R)] + O(1) + O((\sigma^2(p) \mathbf{E}_p[\tau(R)])^{\frac{1}{2}}) \\
& = \sigma^2(p)R + O(R^{1/2}),
\end{aligned}$$

where $\sigma^2(p) := \mathbf{Var}_p[\xi]$ and the Cauchy-Schwarz inequality has been used to obtain

$$\begin{aligned}
& \left| \mathbf{E}_p \left[(S_{\tau(R)} - \mu(p)\tau(R))(S_{\tau(R)} - R + O(1)) \right] \right| \\
& \leq \sqrt{\mathbf{E}_p[(S_{\tau(R)} - \mu(p)\tau(R))^2] \mathbf{E}_p[(S_{\tau(R)} - R + O(1))^2]} \\
& = \sqrt{\sigma^2(p) \mathbf{E}_p[\tau(R)]} O(1) = O(R^{1/2}) \quad \text{as } R \rightarrow \infty.
\end{aligned}$$

Returning to Eq. (3.21) and recalling $\mu(p) \mathbf{E}_p[\tau(R)] \in [R, R + 1]$, we finally conclude that, again uniformly in p ,

$$\mathbf{E}_p \left[\frac{R^k}{(\mu(p)\tau(R))^k} \right] = \frac{R^k}{(\mu(p)\mathbf{E}_p[\tau(R)])^k} + O(R^{-1}) = 1 + O(R^{-1}) \quad (3.22)$$

as $R \rightarrow \infty$. \square

4. PROOF OF THEOREM 2.1

In view of this discussion in Subsection 2.4, it only remains to verify (2.5)-(2.7), i.e., the convergence of $\sup_{x \in [0,1]R} (\mathbb{E}_x[(X_1^R - x)^n])$ for $n = 1, 2, 3$ to the limits stated there. The condition

$$\rho_R(x) = x + \rho(x)R^{-1} + o(R^{-1}) \quad \text{as } R \rightarrow \infty$$

from Theorem 2.1 implies that, for any $n \in \mathbb{N}$,

$$\begin{aligned}
\mathbb{E}_x[(X_1^R - x)^n] & = \sum_{k=0}^n \binom{n}{k} \mathbb{E}_x[(X_1^R - \rho_R(x))^k] (\rho_R(x) - x)^{n-k} \\
& = \sum_{k=0}^n \binom{n}{k} \mathbb{E}_x[(X_1^R - \rho_R(x))^k] \left(\frac{\rho(x)}{R}\right)^{n-k} + o(R^{-1}) \quad \text{as } R \rightarrow \infty, \quad (4.1)
\end{aligned}$$

where it is stipulated here and throughout this section that all convergences involving \mathbb{E}_x are meant to hold uniformly in $x \in [0, 1]$, and those involving \mathbf{E}_p uniformly in $p \in [0, 1]$. By using (2.8) and the formula $\sum_{k=0}^n \binom{n}{k} (-1)^k = 0$, we further find

$$\begin{aligned}
\mathbb{E}_x[(X_1^R - \rho_R(x))^n] & = \frac{(-1)^n}{(1 - \vartheta)^n} \mathbb{E}_x \left[\left(\frac{S_{\tau(R)}}{\tau(R)} - \mu(\rho_R(x)) \right)^n \right] \\
& = \frac{(-1)^n}{(1 - \vartheta)^n} \sum_{k=0}^n \binom{n}{k} \mathbb{E}_x \left[\left(\frac{S_{\tau(R)}}{\tau(R)} \right)^k \right] (-\mu(\rho_R(x)))^{n-k} \\
& = \frac{(-1)^n}{(1 - \vartheta)^n} \sum_{k=1}^n \binom{n}{k} (-\mu(\rho_R(x)))^{n-k} \left(\mathbb{E}_x \left[\left(\frac{S_{\tau(R)}}{\tau(R)} \right)^k \right] - (\mu(\rho_R(x)))^k \right). \quad (4.2)
\end{aligned}$$

The following proposition provides the limits of $\sup_{p \in [0,1]} R(\mathbf{E}_p[\left(\frac{S_{\tau(R)}}{\tau(R)}\right)^k] - \mu(\rho_R(x))^k)$ and thus of $\sup_{x \in [0,1]} R(\mathbb{E}_x[\left(\frac{S_{\tau(R)}}{\tau(R)}\right)^k] - \mu(\rho_R(x))^k)$ as $R \rightarrow \infty$ for $k = 1, 2, 3$. By combining this result with (4.1) and (4.2), the Assertions (2.5)-(2.7) are verified by straightforward computations the details of which can be omitted.

Proposition 4.1.

$$\sup_{p \in [0,1]} R \left(\mathbf{E}_p \left[\frac{S_{\tau(R)}}{\tau(R)} \right] - \mu(p) \right) \xrightarrow{R \rightarrow \infty} \mathbf{Var}_p[\xi] = p(1-p)(1-\vartheta)^2, \quad (4.3)$$

$$\sup_{p \in [0,1]} R \left(\mathbf{E}_p \left[\left(\frac{S_{\tau(R)}}{\tau(R)} \right)^2 \right] - \mu(p)^2 \right) \xrightarrow{R \rightarrow \infty} 3\mu(p)\mathbf{Var}_p[\xi], \quad (4.4)$$

$$\sup_{p \in [0,1]} R \left(\mathbf{E}_p \left[\left(\frac{S_{\tau(R)}}{\tau(R)} \right)^3 \right] - \mu(p)^3 \right) \xrightarrow{R \rightarrow \infty} 6\mu(p)^2\mathbf{Var}_p[\xi]. \quad (4.5)$$

For the proof of this result, we need the following auxiliary lemma that provides a tedious but useful formula for the integral moments of $\tau(R)^{-1}S_{\tau(R)}$.

Lemma 4.2. *In the given notation,*

$$\mathbf{E}_p \left[\left(\frac{S_{\tau(R)}}{\tau(R)} \right)^m \right] = \sum_{k=0}^m \sum_{\substack{\alpha_1, \dots, \alpha_k \geq 1, \beta \geq 0 \\ \alpha_1 + \dots + \alpha_k + \beta = m}} \frac{m!}{\alpha_1! \dots \alpha_k! \beta! k!} J_{m,k}^{(p)}(\alpha_1, \dots, \alpha_k | \beta) \quad (4.6)$$

for all $p \in [0, 1]$, $m \in \mathbb{N}$ and $\beta \geq 0$, where (with $s_k := x_1 + \dots + x_k$)

$$J_{m,k}^{(p)}(\alpha_1, \dots, \alpha_k | \beta) := \int \dots \int \mathbf{E}_p \left[\xi_{\tau(R-s_k)}^\beta \frac{\prod_{j=0}^{k-1} (\tau(R-s_k) + j)}{(\tau(R-s_k) + k)^m} \right] \left(\prod_{j=1}^k x_j^{\alpha_j} \right) F_p(dx_k) \dots F_p(dx_1),$$

with the convention that $J_{m,0}^{(p)}(m) = \mathbf{E}_p[(\xi_{\tau(R)}/\tau(R))^m]$.

Proof. Let $\tilde{\xi}_1, \tilde{\xi}_2, \dots$ be iid copies of the ξ_i and also independent of $(\xi_i)_{i \geq 1}$ under any \mathbf{P}_p . For $n \in \mathbb{N}$, we obtain with the help of the multinomial theorem

$$\begin{aligned} & \mathbf{E}_p \left[\mathbb{1}_{\{\tau(R)=n\}} \left(\frac{S_{\tau(R)}}{\tau(R)} \right)^m \right] \\ &= \sum_{k=0}^m \sum_{\substack{\alpha_1, \dots, \alpha_k \geq 1, \beta \geq 0 \\ \alpha_1 + \dots + \alpha_k + \beta = m}} \frac{m!}{\alpha_1! \dots \alpha_k! \beta!} \sum_{1 \leq i_1 < \dots < i_k < n} \mathbf{E}_p \left[\mathbb{1}_{\{S_{n-1} < R \leq S_n\}} \left(\prod_{j=1}^k \xi_{i_j}^{\alpha_j} \right) \cdot \frac{\xi_n^\beta}{n^m} \right] \\ &= \sum_{k=0}^m \sum_{\substack{\alpha_1, \dots, \alpha_k \geq 1, \beta \geq 0 \\ \alpha_1 + \dots + \alpha_k + \beta = m}} \frac{m!}{\alpha_1! \dots \alpha_k! \beta!} \binom{n-1}{k} J_{m,k,n}^{(p)}(\alpha_1, \dots, \alpha_k | \beta) \end{aligned}$$

where

$$\begin{aligned} J_{m,k,n}^{(p)}(\alpha_1, \dots, \alpha_k | \beta) &:= \int \dots \int \mathbf{E}_p \left[\mathbb{1}_{\{S_{n-1-k} < R-s_k \leq S_{n-k}\}} \frac{\xi_{n-k}^\beta}{n^m} \right] \left(\prod_{j=1}^k x_j^{\alpha_j} \right) F_p(dx_k) \dots F_p(dx_1) \\ &= \int \dots \int \mathbf{E}_p \left[\mathbb{1}_{\{\tau(R-s_k)=n-k\}} \frac{\xi_{\tau(R-s_k)}^\beta}{(\tau(R-s_k) + k)^m} \right] \left(\prod_{j=1}^k x_j^{\alpha_j} \right) F_p(dx_k) \dots F_p(dx_1). \end{aligned}$$

Summing over all $n \in \mathbb{N}$, we obtain (4.6). \square

Proof of Proposition 4.1. Recall that all asymptotic expansions stated in the following are understood to hold uniformly in p without further notice.

Formula (4.6) for $m = 1$ provides us with

$$\mathbf{E}_p \left[\frac{S_{\tau(R)}}{\tau(R)} \right] = J_{1,0}^{(p)}(1) + J_{1,1}^{(p)}(1|0) = \mathbf{E}_p \left[\frac{\xi_{\tau(R)}}{\tau(R)} \right] + \int \mathbf{E} \left[\frac{\tau(R-x)}{\tau(R-x)+1} \right] x F_p(dx)$$

$$= \mathbf{E}_p \left[\frac{\xi_{\tau(R)}}{\tau(R)} \right] + \mu(p) - \int \mathbf{E}_p \left[\frac{x}{\tau(R-x)+1} \right] F_p(dx).$$

For $R \rightarrow \infty$ it follows with the help of Propositions 3.1 and 3.6 that

$$\begin{aligned} \mathbf{E}_p \left[\frac{S_{\tau(R)}}{\tau(R)} \right] &= \mu(p) - \mu(p)^2 R^{-1} - \mu(p) \mathbf{E}_p[\xi_\infty] R^{-1} + O(R^{-2}) \\ &= \mu(p) - \mu(p)^2 R^{-1} + \mathbf{E}[\xi^2] R^{-1} + O(R^{-2}) = \mu(p) + \mathbf{Var}_p[\xi] R^{-1} + O(R^{-2}) \end{aligned}$$

and from this Assertion (4.3). As for (4.4), we proceed analogously and obtain (now using (4.6) for $m = 2$) that

$$\begin{aligned} \mathbf{E}_p \left[\left(\frac{S_{\tau(R)}}{\tau(R)} \right)^2 \right] &= J_{2,0}^{(p)}(2) + J_{2,1}^{(p)}(1|1) + J_{2,1}^{(p)}(2|0) + J_{2,2}^{(p)}(1, 1|0) \\ &= \mathbf{E}_p \left[\left(\frac{\xi_{\tau(R)}}{\tau(R)} \right)^2 \right] + 2 \int \mathbf{E}_p \left[\xi_{\tau(R-x)} \frac{\tau(R-x)}{(\tau(R-x)+1)^2} \right] x F_p(dx) \\ &\quad + \int \mathbf{E}_p \left[\frac{\tau(R-x)}{(\tau(R-x)+1)^2} \right] x^2 F_p(dx) \\ &\quad + \iint \mathbf{E}_p \left[\frac{\tau(R-s_2)(\tau(R-s_2)+1)}{(\tau(R-s_2)+2)^2} \right] x_1 x_2 F_p(dx_1) F_p(dx_2) \\ &= 2\mu(p)^2 \mathbf{E}_p[\xi_\infty] R^{-1} + \mu(p) \mathbf{E}_p[\xi^2] R^{-1} + \mu(p)^2 (1 - 3\mu(p) R^{-1}) + O(R^{-2}) \\ &= \mu(p)^2 + 3\mu(p) \mathbf{Var}_p[\xi] R^{-1} + O(R^{-2}). \end{aligned}$$

Obviously, this is same as (4.4).

Finally turning to the proof of (4.5), we first note that

$$J_{m,k}^{(p)}(\alpha_1, \dots, \alpha_k | \beta) \leq \mathbf{E}_p \left[\prod_{j=0}^{k-1} \left(1 - \frac{k-j}{\tau(R-k)+k} \right) \frac{1}{(\tau(R-k)+k)^{m-k}} \right] \leq (R-m)^{-(m-k)}$$

which is of order $O(R^{-2})$ for $k \leq m-2$ uniformly in p . Moreover, it is readily seen that

$$J_{m,m-1}^{(p)}(2, 1, \dots, 1|0) = J_{m,m-1}^{(p)}(1, 2, 1, \dots, 1|0) = \dots = J_{m,m-1}^{(p)}(1, \dots, 1, 2|0)$$

for any m . Hence,

$$\begin{aligned} \mathbf{E}_p \left[\left(\frac{S_{\tau(R)}}{\tau(R)} \right)^3 \right] &= 3 J_{3,2}^{(p)}(2, 1|0) + 3 J_{3,2}^{(p)}(1, 1|1) + J_{3,3}^{(p)}(1, 1, 1|0) \\ &= 3 \iint \mathbf{E}_p \left[\frac{\tau(R-s_2)(\tau(R-s_2)+1)}{(\tau(R-s_2)+2)^3} \right] x_1^2 x_2 F_p(dx_2) F_p(dx_1) \\ &\quad + 3 \iint \mathbf{E}_p \left[\xi_{\tau(R-s_2)} \frac{\tau(R-s_2)(\tau(R-s_2)+1)}{(\tau(R-s_2)+2)^3} \right] x_1 x_2 F_p(dx_2) F_p(dx_1) \\ &\quad + \iiint \mathbf{E}_p \left[\frac{\tau(R-s_2)(\tau(R-s_2)+1)(\tau(R-s_2)+2)}{(\tau(R-s_2)+3)^3} \right] x_1 x_2 x_3 F_p(dx_1) F_p(dx_2) F_p(dx_3) \\ &= 3\mu(p)^2 \mathbf{E}_p[\xi^2] R^{-1} + 3\mu(p)^3 \mathbf{E}_p[\xi_\infty] R^{-1} + \mu(p)^3 (1 - 6\mu(p) R^{-1}) + O(R^{-2}) \\ &= \mu(p)^3 + 6\mu(p)^2 \mathbf{E}_p[\xi^2] R^{-1} - 6\mu(p)^4 R^{-1} + O(R^{-2}) \\ &= \mu(p)^3 + 6\mu(p)^2 \mathbf{Var}[\xi] R^{-1} + O(R^{-2}). \end{aligned}$$

as asserted. \square

5. THE MODEL VARIANT REVISITED

We now briefly return to the model variant described in Subsection 2.2, where the stopping rule for each generation is to reject the first individual that would cause an overshoot of the available resources. We have already noted that if $\rho(x) = 0$, the limiting diffusion model, as given by Theorem 2.2, is neutral. The intuitive reason for this is the absence of the effect of the last individual. Specifically, the only reason small individuals experience a disadvantage in the original two-size Wright-Fisher model is the size-biased law of the stopping summand $\xi_{\tau(R)}$, which does not apply in the variant, as the individual associated with $\xi_{\tau(R)}$ is rejected. The proof of Theorem 2.2 is very similar to the proof of Theorem 2.1, but instead of $\tau(R)$, requires to consider the modification

$$\bar{\tau}(R) := \inf\{n \in \mathbb{N} : S_n > R\}.$$

As the counterpart of (2.3), we then have

$$\mathbb{P}_x((\bar{X}_1^R, \bar{M}_1^R) \in \cdot) = \mathbb{P}_x\left(\left(\frac{1}{1-\vartheta} \left(1 - \frac{S_{\bar{\tau}(R)-1}}{\bar{\tau}(R)-1}\right), \bar{\tau}(R) - 1\right) \in \cdot\right). \quad (5.1)$$

With the help of this relation, the limits of $\sup_{x \in [0,1]} R \mathbb{E}_x[(\bar{X}_1^R - x)^k]$ as $R \rightarrow \infty$ and for $k = 1, 2, 3$ can be determined as in the previous section, without the need for new arguments. For $k = 2$ and $k = 3$, the same results as in the original model are obtained, and for $k = 1$, we even have an explicit result, as the following lemma shows.

Lemma 5.1. *For any fixed $\vartheta \in (0, 1)$ and $\rho(x) = 0$,*

$$\mathbb{E}_x[\bar{X}_1^R - x] = 0.$$

Proof. Since, by (5.1),

$$\mathbb{E}_x[\bar{X}_1^R - x] = \frac{1}{1-\vartheta} \left(\mu(\rho_R(x)) - \mathbb{E}_x \left[\frac{S_{\bar{\tau}(R)-1}}{\bar{\tau}(R)-1} \right] \right),$$

it suffices to prove that, for any $p \in [0, 1]$,

$$\mathbf{E}_p \left[\frac{S_{\bar{\tau}(R)-1}}{\bar{\tau}(R)-1} \right] = \mu(p). \quad (5.2)$$

To this end, let ξ be a generic copy of the ξ_i that is independent of all other occurring random variables under each \mathbf{P}_p . Then

$$\begin{aligned} \mathbf{E}_p \left[\frac{S_{\bar{\tau}(R)-1}}{\bar{\tau}(R)-1} \right] &= \sum_{n \geq 1} \frac{1}{n} \sum_{i=1}^n \mathbf{E}_p [\xi_i \mathbf{1}_{\{\bar{\tau}(R)-1=n\}}] \\ &= \sum_{j \geq 1} \frac{1}{n} \sum_{i=1}^n \mathbf{E}_p [\xi \mathbf{1}_{\{\bar{T}(R-\xi)=j\}}] = \sum_{n \geq 1} \mathbf{E}_p [\xi \mathbf{1}_{\{\bar{T}(R-\xi)=n\}}] = \mu(p) \end{aligned}$$

as required. \square

Let us note in passing that Lemma 5.1 can also be derived by recognizing that $(n^{-1}S_n)_{n \geq 1}$ forms a reverse martingale, and $\bar{\tau}(R) - 1 = \sup\{n \geq 0 : S_n \leq R\}$ is an associated reverse stopping time. This fact implies, see e.g. [1, p. 350] for more details, that $\mathbf{E}_p \left[\frac{S_{\bar{\tau}(R)-1}}{\bar{\tau}(R)-1} \right] = \mathbf{E}_p[S_1] = \mu(p)$, and thus we obtain (5.2) once again.

6. BRIEF DISCUSSION OF THE LONG-TERM BEHAVIOR

Finally, we give a brief discussion of the long-term behavior of the solution to SDE (2.1) and its interpretation in the context of the underlying two-size Wright-Fisher model. This does not require a new theory, but merely the application of known methods, as described in [8] or [9]. A key object to describe the long-term behavior is the scale function $S(x)$, defined as

$$S(x) := \int_0^x \exp\left(-\int 2\eta^y \frac{d(z)}{\sigma^2(z)} dz\right) dy, \quad (6.1)$$

where d and σ denote respectively the drift-term and diffusion term of the SDE under study. In the following we will use the scale function to describe some aspects of the long-term behavior of SDE (2.1).

We start with the extinction probability for the small individuals as a function of their initial proportion, which is only meaningful when excluding mutation, i.e. when $\rho(x) = s(x)x(1-x)$ for some Lipschitz function $s : [0, 1] \rightarrow \mathbb{R}$. With this in mind, define T_a , for $a \in \{0, 1\}$, as the first time X reaches a ; the case $a = 0$ corresponds to extinction and $a = 1$ to fixation. By standard results on one-dimensional SDEs (see [9, Lemma 3.14]), we have

$$\mathbb{P}_x(T_0 < T_1) = \frac{S(1) - S(x)}{S(1) - S(0)}.$$

Inserting the functions d and σ corresponding to SDE (2.1) into (6.1) yields

$$S(x) = \int_0^x \exp\left(2(1-\vartheta) \int_\eta^y \frac{1}{1-(1-\vartheta)z} dz - 2 \int_\eta^y \frac{s(z)}{1-(1-\vartheta)z} dz\right) dy.$$

The first integral can always be calculated explicitly, but the second depends on the specific choice of selection. In the case of genic selection, i.e. $\rho(x) = sx(1-x)$, the extinction probability is given by

$$\mathbb{P}_x(T_0 < T_1) = \begin{cases} \frac{\vartheta^{-1+2s(1-\vartheta)^{-1}} - (1 - (1-\vartheta)x)^{-1+2s(1-\vartheta)^{-1}}}{\vartheta^{-1+2s(1-\vartheta)^{-1}} - 1} & \text{if } 1 - \vartheta \neq 2s \\ \frac{\ln(\vartheta) - \ln(1 - (1-\vartheta)x)}{\ln(\vartheta)} & \text{if } 1 - \vartheta = 2s. \end{cases} \quad (6.2)$$

and illustrated in Figure 6 as a function of x , as the initial proportion of small individuals, and for varying values of s and ϑ . In the absence of selection ($s = 0$), it is larger than $1 - x$ and this disadvantage increases with decreasing size parameter ϑ . When $s = 1 - \vartheta$, the model is neutral (drift term = $x(1-x)$) and the extinction probability is given by $1 - x$ (see Figure 6b, $s = \vartheta = 0.5$). For $s = 1$ (Figure 6c), all values of ϑ result in a lower fixation probability than $1 - x$. As observed earlier, a reduction in ϑ is associated with an increase in the extinction probability. However, for $s = 2.5$, this trend no longer holds. For high initial proportions (roughly $x \geq 0.6$), the extinction probability decreases as ϑ increases. The fact that the extinction probability is not monotonic in x must be an effect of the diffusion term, as the influence of the initial proportion on the drift term $-(1-\vartheta) + s)x(1-x)$ is fully transparent.

Another quantity of interest in biological applications is the mean time to absorption $\mathbb{E}_x[T_{0,1}]$ as a function of x , where $T_{0,1} := T_0 \wedge T_1$. It is given by

$$\mathbb{E}_x[T_{0,1}] = \int_0^1 G(x, \nu) d\nu \quad (6.3)$$

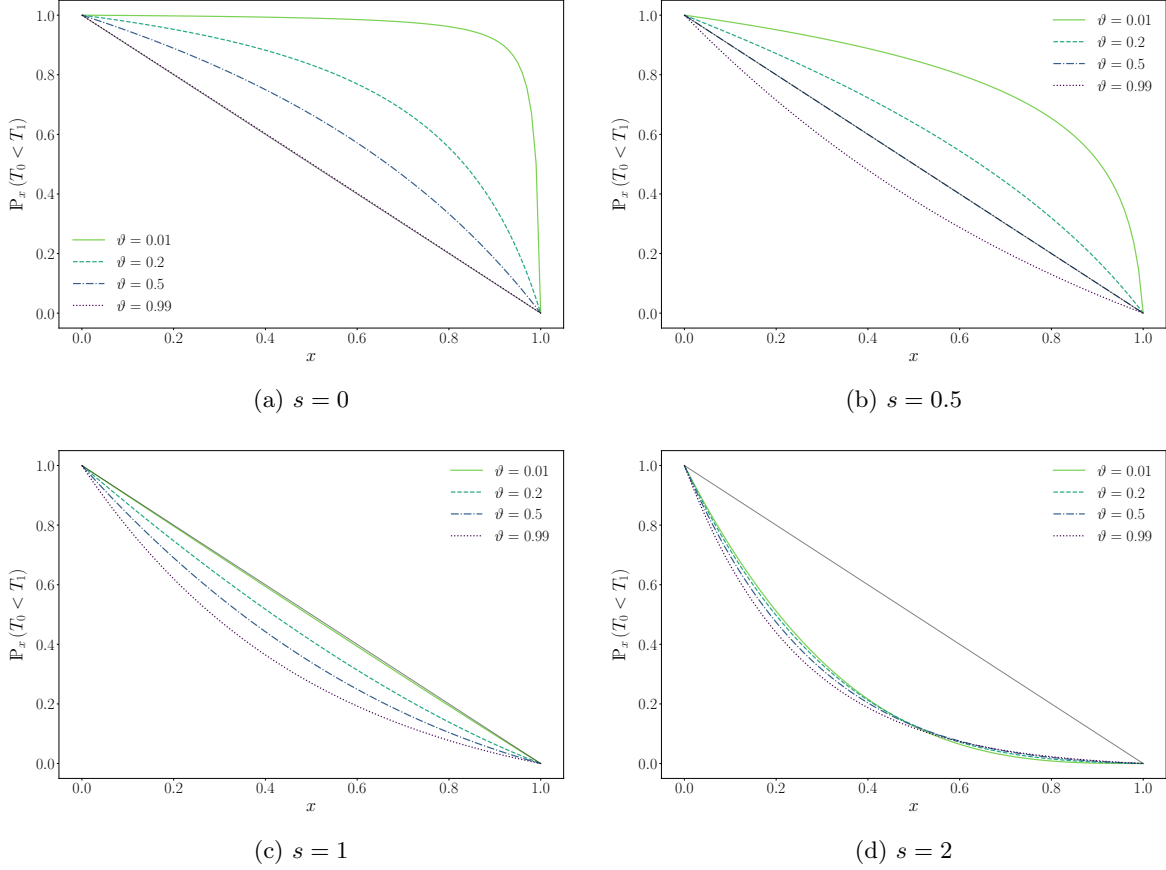


FIGURE 6. The extinction probability $\mathbb{P}_x(T_0 < T_1)$ from (6.2) for the solution of the SDE (2.1) with $\rho(x) = sx(1-x)$ for different values of s . For each s , a fixed set of values for ϑ is considered. The function $f(x) = 1-x$ (black, solid line) is plotted as a reference.

where $G(x, \nu)$ denotes the Green's function, defined as

$$G(x, \nu) = \begin{cases} 2 \frac{S(1) - S(x)}{S(1) - S(0)} \frac{S(\nu) - S(0)}{\sigma^2(\nu)S'(\nu)} & \text{if } 0 < \nu < x \\ 2 \frac{S(x) - S(0)}{S(1) - S(0)} \frac{S(1) - S(\nu)}{\sigma^2(\nu)S'(\nu)} & \text{if } x < \nu < 1. \end{cases}$$

with $S(x)$ the scale function from (6.1). Even in the case of genic selection, i.e. when $d(x) = -(1-\vartheta) + s)x(1-x)$, the integral (6.3) cannot be evaluated analytically. In the absence of selection ($s = 0$) a straightforward calculation yields the following explicit formula for $\mathbb{E}_x[T_{0,1}]$:

$$\begin{aligned} \mathbb{E}_x[T_{0,1}] &= 2 \ln(1-x) \frac{\vartheta^{-1} - (1 - (1-\vartheta)x)^{-1}}{1 - \vartheta^{-1}} \\ &\quad + 2 \ln(x) \frac{1 - (1 - (1-\vartheta)x)^{-1}}{1 - \vartheta}. \end{aligned} \tag{6.4}$$

A plot of it is shown in Figure 7. Although the integral in (6.3) cannot be solved analytically, it can still be integrated numerically. We provide the resulting plot for the case $s = 2$ (where the fixation probabilities exhibit non-monotonic behavior in ϑ) in the same figure.

One sees that in both cases the expected time to absorption is increasing with decreasing ϑ .

Finally, we quickly comment on the stationary distribution of X in the case where $\beta_0, \beta_1 > 0$. We use [9, Theorem 3.24] which states that the density of the stationarity distribution is given by $m(x) / \int_0^1 m(x) dx$, with $m(x) := 1/\sigma^2(x)S'(x)$ and $S(x)$ as the scale function. In the setting of

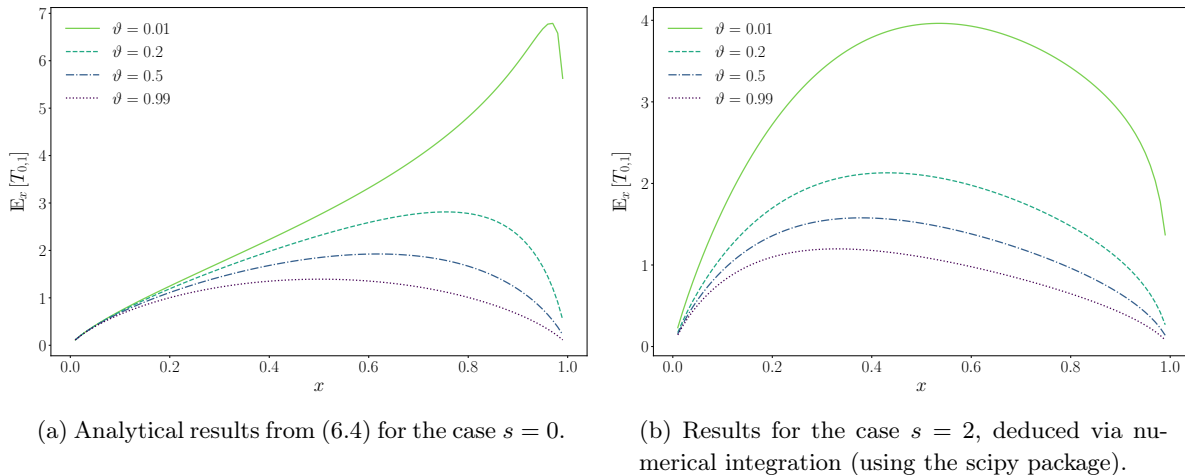


FIGURE 7. Mean time to absorption $\mathbb{E}_x[T_{0,1}]$ for the solution of the SDE (2.1) with drift term $d(x) = -(1 - \vartheta) + sx(1 - x)$.

$\rho(x) = \beta_0(1 - x) - \beta_1x + sx(1 - x)$ (genic selection in favor of small individuals and bi-directional mutation) the density of the stationary distribution simplifies to

$$C(\beta_0, \beta_1, \vartheta, s) x^{2\beta_0-1} (1-x)^{2\beta_1\vartheta^{-1}-1} (1 - (1-\vartheta)x)^{-2\beta_0-2\beta_1\vartheta^{-1}-2s(1-\vartheta)^{-1}+1},$$

where $C(\beta_0, \beta_1, \vartheta, s) > 0$ is a normalizing constant; the latter can be expressed in terms of hypergeometric functions and can be integrated numerically.

Acknowledgments. The authors thank Ellen Baake for many helpful discussions and valuable insights. Gerold Alsmeyer acknowledges financial support by the German Research Foundation (DFG) under Germany's Excellence Strategy EXC 2044-390685587, Mathematics Münster: Dynamics–Geometry–Structure. Fernando Cordero and Hannah Dopmeyer gratefully acknowledge financial support by the German Research Foundation (DFG) – Project-ID 317210226 – SFB1283.

REFERENCES

- [1] G. Alsmeyer. On first and last exit times for curved differentiable boundaries. *Sequential Anal.*, 7(4):345–362, 1988.
- [2] E. Baake, L. Esercito, and S. Hummel. Lines of descent in a Moran model with frequency-dependent selection and mutation. *Stoch. Process. their Appl.*, 160:409–457, 2023.
- [3] H. Bauer. *Measure and integration theory*, volume 26 of *de Gruyter Studies in Mathematics*. Walter de Gruyter & Co., Berlin, 2001. Translated from the German by Robert B. Burckel.
- [4] G. Berzunza Ojeda and J. Pardo. Branching processes with pairwise interactions. *arXiv e-prints*, 2024.
- [5] A. A. Borovkov and S. G. Foss. Estimates for the excess of a random walk over an arbitrary boundary and their applications. *Theory Probab. Appl.*, 44(2):249–277, 1999.
- [6] M. E. Caballero, A. González Casanova, and J. L. Perez. The relative frequency between two continuous-state branching processes with immigration and their genealogy. *Ann. Appl. Probab.*, 34(1B):1271–1318, 2024.
- [7] F. Cordero, A. González Casanova, and J. Schweinsberg. Two waves of adaptation: speciation induced by dormancy in a model with changing environment. *arXiv e-prints*, 2024.
- [8] R. Durrett. *Probability Models for DNA Sequence Evolution*. Probability and its applications. Springer, New York u.a., second edition, 2008.
- [9] A. Etheridge. *Some Mathematical Models from Population Genetics*. Lecture notes in mathematics. Springer, Heidelberg u.a., first edition, 2011.
- [10] S. N. Ethier and T. G. Kurtz. *Markov Processes: Characterization and Convergence*. Wiley, New York, 1986.
- [11] W. J. Ewens. *Mathematical Population Genetics 1: Theoretical Introduction*. Springer, New York, 2004.
- [12] R. A. Fisher. *The Genetical Theory of Natural Selection*. Oxford University Press, first edition, 1930.

- [13] A. González Casanova, V. Miró Pina, and J. C. Pardo. The Wright-Fisher model with efficiency. *Theor. Popul. Biol.*, 132:33–46, 2020.
- [14] A. González Casanova, J. C. Pardo, and J. L. Perez. Branching processes with interactions: subcritical cooperative regime. *Adv. Appl. Probab.*, 53(1):251–278, 2021.
- [15] A. González Casanova and C. Smadi. On Λ -Flemming–Viot processes with general frequency-dependent selection. *J. Appl. Probab.*, 57(4):1162–1197, 2020.
- [16] A. González Casanova and D. Spanó. Duality and fixation in Ξ -Wright-Fisher processes with frequency-dependent selection. *Ann. Appl. Probab.*, 28(1):250–284, 2018.
- [17] A. González Casanova, D. Spanó, and M. Wilke-Berenguer. The effective strength of selection in random environment. *Ann. Appl. Probab.*, in press.
- [18] A. Gut. *Stopped random walks: Limit theorems and Applications*. Springer Series in Operations Research and Financial Engineering. Springer, New York, second edition, 2009.
- [19] O. Kallenberg. *Foundations of Modern Probability*. Probability and its Applications. Springer, New York, second edition, 2002.
- [20] T. L. Lai. Uniform Tauberian theorems and their applications to renewal theory and first passage problems. *Ann. Probab.*, 4(4):628–643, 1976.
- [21] R. H. MacArthur and E. O. Wilson. *The Theory of Island Biogeography*, volume 1. Princeton university press, 2001.
- [22] D. Tilman. *Resource Competition and Community Structure*. Monographs in population biology. Princeton Univ. Press, Princeton, NJ, first edition, 1982.
- [23] S. Wright. Evolution in mendelian populations. *Genetics*, 16(2):97–159, 1931.
- [24] T. Yamada and S. Watanabe. On the uniqueness of solutions of stochastic differential equations. *J. Math. Kyoto Univ.*, 11:155 – 167, 1971.