

Dust supply to close binary systems

Francesco Marzari¹ and Gennaro D'Angelo²

¹ Department of Physics and Astronomy, University of Padova, via Marzolo 8, I-35131, Padova, Italy
e-mail: francesco.marzari@pd.infn.it

² Theoretical Division, Los Alamos National Laboratory, Los Alamos, NM 87545, USA
e-mail: gennaro@lanl.gov

Received February 5, 2025

ABSTRACT

Context. Binary systems can be born surrounded by circumbinary discs. The gaseous discs surrounding either of the two stellar companions can have their life extended by the supply of mass arriving from the circumbinary disc.

Aims. The objective of this study is to investigate the gravitational interactions exerted by a compact and eccentric binary system on the circumbinary and circumprimary discs, and the resulting transport of gas and solids between the disc components.

Methods. We assume that the gas in the system behaves as a fluid and model its evolution by means of high-resolution hydrodynamical simulations. Dust grains are modeled as Lagrangian particles that interact with the gas and the stars.

Results. Models indicate that significant fluxes of gas and dust proceed from the circumbinary disc toward the circumprimary disc. For the applied system parameters, grains of certain sizes are segregated outside the tidal gap generated by the stars. Consequently, the size distribution of the transported dust is not continuous but it presents a gap in the \sim mm size range. In close binaries, the lifetime of an isolated circumprimary disc is found to be short, $\sim 10^5$ years, because of its small mass. However, because of the influx of gas from beyond the tidal gap, the disc around the primary star can survive much longer, $\sim 10^6$ years, as long as gas accretion from the circumbinary disc continues. The supply of solids and the extended lifetime of a circumbinary disc also aids in the possible formation of giant planets. Compared to close binary systems without a circumbinary disc, we expect a higher frequency of single- or multiple-planet systems. Additionally, a planetesimal or debris belt can form in proximity of the truncation radius of the circumprimary disc and/or around the location of the exterior edge of the tidal gap.

Key words. Accretion, accretion disks – Methods: numerical – Protoplanetary disks – Stars: binaries: close

1. Introduction

About 50% of main sequence FGK stars have companions (for a review, see [Offner et al. 2023](#)) with a separation distribution that peaks around 40 au. Data also show that the distribution of mass ratios is almost uniform. These features are expected to be the outcome of the formation process and of post-formation evolution. Most planets in binaries are found in S-type orbits, that is, they move around one of the two components of the binary. An updated catalog of exoplanets in binary star systems can be found at the web site¹ of Richard Schwarz ([Schwarz et al. 2016](#)) at the University of Vienna. So far, 217 planets have been discovered in binary systems and some of them, like HD 59686, HD 7449, γ Cep, HD 4113, HD 41004, 30 Ari, Gliese 86, and HD 196885 ([Su et al. 2021](#)) have separations smaller than 30 au. In the range between 10 and 200 au (close to intermediate binaries) the perturbations of the companion star are expected to significantly affect the planet formation process.

Among the different mechanisms that can hinder planet formation in binaries, we can list

- Gas heating due to the formation of spiral waves ([Nelson 2000](#)), which can prevent the condensation of ices and thus reduce the amount of solid material available for planet assembly;
- Increased disc eccentricity ([Marzari et al. 2009, 2012; Müller & Kley 2012](#)), which is expected to excite higher rel-

ative velocities among growing dust particles, and thus slow or prevent their growth;

- Formation of hydraulic jumps ([Picogna & Marzari 2013](#)) at the sites of spiral waves, which can induce vertical motion of the dust and reduce sedimentation towards the mid-plane of the disc;
- Increased complexity of the dynamics of planetesimals, possibly slowing the accumulation into larger bodies ([Marzari & Scholl 2000; Thébault et al. 2006](#));
- Truncation of the circumstellar disc due to the gravitational perturbations of the companion star ([Artymowicz & Lubow 1994](#)).

Of all these adverse effects, the disc truncation may be the most critical since it could significantly decrease the lifetime of the disc and reduce the amount of gas and dust available for the formation of planets, in particular the giant ones. An extreme case is that of Gliese 86 b, which formed in a disc that was probably truncated within a few au from the primary star, by the gravitational perturbations of the companion ([Zeng et al. 2022](#)). Nonetheless, all close to intermediate binaries with planets share a similar problem, related to the reduced reservoir of mass and possible short disc lifetime. For example, HD 59686 has a separation of 13.6 au and an eccentricity of 0.73 ([Trifonov et al. 2018](#)) while HD 196885 has a separation of 21 au and eccentricity of 0.42 ([Chauvin et al. 2011](#)), parameters similar to another system harboring planets, such as the well-known γ Cephei ([Neuhäuser et al. 2007](#)). In all these systems, the circumprimary

¹ <https://adg.univie.ac.at/schwarz/multiple.html>

disc would be truncated to small radial distances (a few au) from the primary star.

A mechanism that can affect the mass of a circumpriary disc, and extend its lifetime, is the concurrent presence of a circumbinary disc. Mass can flow from it toward the inner disc(s), delaying their dispersal (Dutrey et al. 1994; Monin J. L. & C. 2007; Nelson & Marzari 2016). Because of this feeding mechanism, both gas and solid material may be available for planet growth over timescales regulated by the circumbinary material.

In this paper, we use numerical simulations to explore the possibility that both gas and dust can flow from a circumbinary disc toward the inner region surrounding the the binary stars, supplying material to their discs. Nelson & Marzari (2016) studied a similar scenario applied to the case of the GG Tau system, using SPH calculations and focusing on the gas flow. We achieve a significantly higher resolution, by using a nested grid code (D’Angelo & Bodenheimer 2013), in both the circumpriary and the circumbinary disc, and include dust evolution. We adopt a test bench for our experiments based on a binary system similar to γ Cephei, whose disc around the primary star has been extensively studied by means of hydrodynamics simulations (Kley & Nelson 2008; Müller & Kley 2012; Jordan et al. 2021). This system can be considered as a prototype of close binary systems in which the binary companion is strongly affecting the circumpriary disc.

In Section 2, we provide further details on the motivations of this study. The methods and algorithms we use are described in Section 3. Results on the gas and dust dynamics in the system, including gas and solids accretion rates, are presented in Section 4. Some implications of the results regarding planetary assembly around the primary star are discussed in Section 5. Our conclusions are presented in Section 6.

2. Close binary systems

Marzari & Thebault (2019) found a peak in the distribution of binary systems hosting exoplanets with a separation of about 20 au (see their Figure 3). This feature may be a bias introduced by the detection process but, if otherwise confirmed, it would suggest that planet formation can and does occur in an environment strongly perturbed by the gravitational tides of the close companion star. In Table 1, we list 8 binary systems hosting exoplanets with semi-major axis in the range between 19 and 36 au and high eccentricities, ranging from 0.38 to 0.5. By far the most extensively studied system in this list is γ Cephei, which has become a sort of standard model for testing planet formation scenarios in binaries. The evolution of the circumpriary disc, from which the planet may have formed, has been extensively modeled with hydrodynamics calculations (e.g., Kley & Nelson 2008; Paardekooper et al. 2008; Müller & Kley 2012; Jordan et al. 2021). These models show that the disc around the primary is truncated around $\approx 25\%$ of the binary separation (4–5 au) and it generally develops a significant eccentricity, which may affect both dust accumulation and planetsimal dynamics. Marzari et al. (2009, 2012) used hydrodynamics calculations to study a somewhat wider configuration, with a binary semi-major axis of 30 au and different values of the binary eccentricity, testing how these parameters would affect the evolution of the disc.

In all of the above-mentioned studies, it is manifest that the truncation radius is small and the disc may lose mass relatively quickly (if not re-supplied), rendering the process of planet formation quite intricate, at least according to classic core accretion

Table 1: Selected list of close binary systems hosting planets (from https://exoplanet.eu/planets_binary/).

System	$M_A [M_\odot]$	$M_B [M_\odot]$	a [au]	e
γ Cephei	1.29	0.384	19.56	0.410
HD 196885	1.10	0.508	19.78	0.420
HD 41004 A	0.70	0.400	20.00	0.400
30 Ari B	1.22	0.520	21.90	0.380
Gliese 86	0.87	0.540	23.70	0.429
HD 7449	1.05	0.170	34.65	0.301
HD 8673	1.35	0.380	35.00	0.500
HD 126614	1.15	0.320	36.20	0.500

The list includes name, component masses, semi-major axis and eccentricity.

models of formation developed for discs around single stars. Either the assembly of planets is a very robust process, which can occur also in some extreme conditions, or it follows somewhat different routes around binaries than it does around single stars. Therefore, it is important to study the individual steps of planet formation, starting from the early phases of evolution of the circumstellar disc, to figure out if there may be large differences compared to formation in a single-star scenario. For this reason, we focus here on the evolution of a circumpriary disc in a system similar to γ Cephei, hypothesizing the existence of a (resolved) circumbinary disc. The main goal is to assess whether, and to what extent, the truncated circumbinary disc can supply gas and solids to the circumpriary disc.

There are discrepancies in the literature regarding the masses of the components of the γ Cephei system. Neuhäuser et al. (2007) reported the values $M_A = 1.40 \pm 0.12 M_\odot$ and $M_B = 0.409 \pm 0.018 M_\odot$ whereas Torres (2007) estimated the values $M_A = 1.18 \pm 0.11 M_\odot$ and $M_B = 0.362 \pm 0.022 M_\odot$. More recently, Mugrauer et al. (2022) derived dynamical masses for the components of $M_A = 1.294 \pm 0.081 M_\odot$ and $M_B = 0.384 \pm 0.013 M_\odot$. In our reference model, described more in details in the next section, we choose the masses provided by Neuhäuser et al. (2007), resulting in a mass ratio $M_B/M_A = 0.286$. We point out that, in terms of gas dynamics, what matters are not the masses of the stars but rather their ratio. In this respect, all three solutions referred to above provide a ratio ≈ 0.3 . The orbital semi-major axis is $a = 20$ au and the eccentricity is $e = 0.4$ (Endl et al. 2011, who also used the masses reported by Neuhäuser et al.). These properties do not change over time.

3. Methods and algorithms

The calculations presented herein assume that the binary stellar system is surrounded by a disc of gas and solids, referred to as circumbinary disc. The inner boundary of this disc is largely set by the tidal field of the stars, as they gravitationally interact with the disc material, and by viscous stresses within the gas. Although the circumbinary disc can be truncated, mass may still flow toward the stars. We aim to quantify this flow, or lack thereof. Separate discs may also be present around one or both stars. This occurrence, however, is hindered by the eccentricity of the binary orbit, which limits the accumulation of gas, especially around the lower-mass secondary (D’Angelo et al. 2006). If the supply of material (gas and solids) from the circumbinary disc is negligible, due to the strong tidal field of the binary, these discs would basically evolve in isolation, possibly exchanging mass, a process that our models can also quantify.

We assume a two-dimensional (2D) geometry in which stars, gas and solids orbit in the same plane. Local quantities are either vertically integrated (e.g., mass density) or averaged (e.g., temperature, velocity). Polar coordinates $\{r, \phi\}$, with origin on the primary star, are used to describe the system. The choice of the origin is arbitrary and does not affect the outcomes of the calculations. When using a non-inertial reference frame, the algorithm takes into account all non-inertial forces. It should be noted that, although the gas in the farthest parts of the circumbinary disc is expected to rotate about the center of mass of the binary system, the circumpriary gas rotates about the primary star. The radial variable, r , has units of the semi-major axis of the binary, a . In the reference model, the radial domain extends from $0.04 a$ to $144 a$. The azimuth angle varies between 0 and 2π . The large outer radius of the domain is chosen so that the circumbinary disc can evolve freely, without interfering with artificial boundaries. Indeed, the large grid allows us to model the precession of the entire circumbinary disc about the binary's center of mass.

The coordinate system rotates around the primary star at a variable rate, which is imposed by requiring that the azimuth angle of the secondary star is a constant and the angular velocity of the secondary is zero (for details, see D'Angelo et al. 2006, and references therein). The disc material evolves in the gravitational potential

$$\Phi = -\frac{GM_A}{r} - \frac{GM_B}{\sqrt{|\mathbf{r} - \mathbf{r}_B|^2 + \varepsilon^2}} + \Phi_I, \quad (1)$$

in which M_A and M_B are the masses of the primary and secondary stars, respectively, \mathbf{r} is the position vector, \mathbf{r}_B is the position vector of the secondary, and Φ_I is the potential arising from non-inertial forces. The quantity ε is a constant introduced to avoid singularities at the position of the secondary, and is set equal to a fraction (a few to several percent) of the Hill radius of the secondary, $R_H = r_B [M_B/(3M_A)]^{1/3}$. Self-gravity of the disc material is ignored. Note that since R_H is much larger than the pressure scale height, H , at the secondary (see below), ε in Equation (1) should be related to the Hill radius rather than to H .

The gas in the system is treated as a compressible fluid that evolves according to the Navier–Stokes equations, which are solved employing a finite-difference code that is second-order accurate in space and time (see D'Angelo & Bodenheimer 2013, and references therein). To reduce some restrictions on the time-step of the calculations, we apply an orbital advection algorithm as described in D'Angelo & Marzari (2012). In the base model, the disc is described by a grid with 9002×404 cells in the radial and azimuthal direction, respectively. Non-reflective boundary conditions (D'Angelo et al. 2006) are applied at the outer radial boundary. Reflective or outflow boundary conditions are applied at the inner radial boundary. Outflow boundary conditions are used when the system has relaxed, to estimate the mass flux toward the primary star.

We use a local-isothermal equation of state for the gas, in which the vertically-integrated pressure is $P \propto \Sigma T$ and the gas temperature is $T \propto r^{-3/7}$. This assumption results in a flared disc with an aspect ratio $H/r \propto r^{2/7}$. At the distance of the secondary, this ratio is 0.04 . The initial surface density of the gas is an axisymmetric power-law, equal to $\Sigma \propto (a/r)^{3/2}$ and extending to the outer boundary of the computational domain. After settling, the total amount of gas in the system is $\approx 0.02 M_A$. We apply a kinematic viscosity $\nu \propto r^{3/2}$, so that the initial conditions would allow for a steady-state circumbinary disc (i.e., $d(\nu\Sigma)/dr \approx 0$). The kinematic viscosity at the distance of the secondary corresponds to a turbulent viscosity parameter $\alpha \approx 0.001$

(Shakura & Sunyaev 1973). To test the effects of this parameter, another simulation was executed with $\alpha \approx 0.005$.

In order to resolve the discs around the stars, together with the entire circumbinary disc, the reference model uses a hierarchy of 3 nested grids (see D'Angelo & Bodenheimer 2013, and references therein). The basic grid represents the full domain identified above. The sub-grids cover the same azimuthal domain as the basic grid, 2π around the primary, and have the same inner radial boundary, $r = 0.04 a$. The second grid level extends out to $r = 72 a$ whereas the third grid level extend out to $r = 4.8 a$. The linear resolution, in both radial and azimuthal direction, increases by a factor 2 for each added grid level. The outer radial boundaries of the sub-grids were chosen upon conducting preliminary tests. The second grid level was designed to include the entire circumbinary disc (which has an outer radius, as discussed below); the third grid level was designed to include the region around the binary, hence its outer boundary was placed far from the secondary but inside the edge of the tidal gap (see Section 4).

3.1. Gas tracing

Gas trajectories are tracked by means of passive tracers (massless particles), which are advected by the fluid. Tracers allow for a precise determination of fluid paths, in both stationary and non-stationary flows. The equations of motion of the tracers are integrated over the time-step Δt of the hydrodynamics solver by interpolating gas velocities at the locations of the tracers and by advancing their positions in time via a second-order Runge-Kutta method. Spatial and temporal interpolations are performed by using gas velocities on the most refined grid level to which each tracer belongs. The spatial interpolation applies a monotized harmonic mean (van Leer 1977), which is second-order accurate and capable of handling discontinuities and shock conditions. Therefore, as the hydrodynamics scheme, the trajectories are second-order accurate in both space and time.

Since solids with short stopping times (small Stokes numbers) are well-coupled to the gas, tracers can also be used as a proxy to describe the motion of fine dust (Stokes numbers ≤ 0.01). For the conditions applied in these models, exterior to the gap region and between $r \approx 10$ – $20 a$, tracers can be used to approximate the motion of dust grains smaller than 10 – $100 \mu\text{m}$. Because of the rapidly declining gas density, this size reduces to $\approx 1 \mu\text{m}$ around $r = 30 a$. In the circumpriary disc, however, tracers can describe the motion of larger particles, up to $\sim 1 \text{ cm}$ in radius, because of the much higher gas density.

To identify regions from which gas and dust can possibly filter across the circumbinary gap and feed the circumpriary disc, tracers are deployed in contiguous annular regions of the computational domain, according to the radial distance from the primary. The outermost region, $10 < r < 20 a$, is mostly exterior to the gap (which, however, is eccentric). Tracers are released in four additional annular regions, down to $r = 0.1 a$. The innermost region, which extends between 0.1 and $0.5 a$, includes the outer part of the circumpriary disc. This region is used to track possible transfer of gas and dust between the circumpriary disc and the secondary star. A total number of $180\,000$ tracers is used in this study.

3.2. Evolution of solids

The evolution of solids that are partially or weakly coupled to gas dynamics is modeled by means of a Lagrangean approach. In this

case, particles have mass and move according to applied (gravity, drag and non-inertial) forces. Details on the methods are provided in D’Angelo & Marzari (2022, and references therein). To evaluate the delivery of solid material to the circumprimary disc, we group solids in three size bins, containing particles of 1 mm, 1 cm and 10 cm radius, R_s . Together with the information provided by the gas tracers, this approach allows us to quantify the supply of solid material, from fine dust to pebble/cobble-size solids. This piece of information represents a necessary condition for the formation of planets in the circumprimary disc.

We assume that the solids are made of silicates (quartz) and simulate 12 000 particles in each size bin. Their initial orbits are randomly distributed between $20a$ and $50a$ from the primary, far away from the stars and well beyond the edge of the tidal gap. At such distances, gas temperatures in the models are low, $\lesssim 20$ K. However, within the circumprimary disc, temperatures can exceed 150 K (see also Jordan et al. 2021) and, therefore, solids smaller than ≈ 1 cm would rapidly sublimate. For this reason we chose to model silicates instead of ices.

4. System dynamics

The gas surface density around the binary system is displayed in Figure 1, after 3600 binary periods, T . The top-left panel includes the entire circumbinary disc, whose outer radius appears to be around $60a$. This radius, however, may vary according to definitions. Integrating the gas surface density over the region $r \geq 9a$ (i.e., beyond the tidal gap), 99.9% of the total mass is contained within $r \approx 52a$. Since the computational domain extends much farther, to $r = 144a$, and the initial surface density is not truncated, this outer radius is not an artificial effect of limited computational domain or initial conditions, but it is rather determined by gas dynamics in the outer parts of the circumbinary disc. The estimated volume density of the gas at $r \gtrsim 60a$ is $\lesssim 10^{-20} \text{ g cm}^{-3}$.

The top-center panel of Figure 1 shows the gap region, whose outer edge has an azimuthally average radius $r \approx 9a$. The gap edge, however, is not circular and precesses about the center of mass of the system. The region surrounding the two stars is shown in the top-right panel, when the secondary star is at pericenter, and at other orbital phases in the bottom panels. The radius of the circumprimary disc too is ill-defined but, by integrating the gas surface density from the inner boundary of the grid ($r = 0.04a$) out to $r = 5a$, that is, inside the gap, 99.9% of the total mass is contained within $r \approx 0.22a$ and 99.99% is contained within $r \approx 0.26a$.

The surface density of the gas in the system is undetermined and our choices of initial conditions are obviously arbitrary. The application of a locally isothermal equation of state allows for hydrodynamical outcomes to be re-scaled, but the dynamics of the solids does depend on the initial condition. Some upper bounds on the gas surface density can be estimated from the orbital evolution of the binary orbit driven by gravitational torques, under the assumption that the adopted orbit is close to final. We performed such an experiment and allowed the orbit of the stars to change according to the torques exerted by the gas, and simulated the evolving orbits for approximately 80 binary periods. Results indicate that the orbital eccentricity varies at an average rate $\langle de/dt \rangle \approx 10^{-7} \text{ yr}^{-1}$, corresponding to an evolution timescale e/\dot{e} somewhat longer than the lifetime of the circumbinary disc. The semi-major axis of the binary evolves much more slowly. During the simulated period, the average rate is $\langle da/dt \rangle \approx -3 \times 10^{-8} a/\text{yr}$, displaying 30% variations. The timescale a/\dot{a} is therefore much longer than the lifetime

of the circumbinary gas. Over the duration of the simulations ($\approx 3600 T$), assuming these rates of change, the orbital eccentricity would have changed by several percent whereas the semi-major axis would have changed by much less. Therefore, we can conclude that neglecting orbital variations in the models is a reasonable approximation.

4.1. Accretion rates of gas and fine dust

We estimated the accretion rates of gas toward the circumprimary disc using tracer particles (see Section 3.1), which provide a description of the evolution of the gas, starting from the region of their deployment. The transport can be quantified by using the conservation of the number of the tracers. Indicating with N their number density, conservation requires that

$$\int \left(\frac{\partial N}{\partial t} + \nabla \cdot \mathbf{F} \right) dV = 0, \quad (2)$$

where $\mathbf{F} = N\mathbf{u}$ is the flux of tracers (\mathbf{u} is the gas velocity). Equation (2), integrated over the disc region identified by the radial boundaries r_1 and r_2 ($> r_1$), provides the accretion rate

$$\frac{dM}{dt} = - \int \mathbf{F} \cdot \hat{\mathbf{n}} dS = \int (r_2 F_2 - r_1 F_1) d\phi. \quad (3)$$

Note that, since the geometry is two-dimensional, the integral in Equation (2) is actually a surface integral, hence the line integrals in Equation (3). Although dM/dt represents a number per unit time (the domain integral of N), it can be transformed into an accretion rate by converting the number density N into a surface density (e.g., grams per square centimeter). This is accomplished by normalizing the initial number of tracers, using the mass of the region in which they are released. The interface fluxes, F_1 and F_2 , are chosen as positive when directed toward the primary. In order to quantify average values of mass transfer, all quantities in Equation (3) are time-averaged over ≈ 100 binary periods, T .

The two radii, r_1 and r_2 , are chosen as representative of the outer boundary of circumprimary disc ($0.5a$) and of the gap ($10a$), respectively. The actual radius of the circumprimary disc is shorter (see above) and the inner edge of the gap is not a circle. These details, however, are not important. The region between r_1 and r_2 is strongly perturbed by the tidal field of the stars, it has very low gas densities, and thus it is expected to not represent a significant source of gas for the circumprimary disc. If there is an influx of material toward the primary, it must come from beyond the gap edge. For this reason, precise values for r_1 and r_2 are unnecessary, as long as material flowing inside r_1 supplies the circumprimary disc and material beyond r_2 originates from the circumbinary disc. Equation (3) is used to derive the (time-averaged) integral of the inner flux, $\langle F_1 \rangle$, from the other two quantities, $\langle dM/dt \rangle$ and $\langle F_2 \rangle$, both of which are directly measured from the evolution of the tracers. As expected, tracer analysis indicates that $|\langle dM/dt \rangle| \ll \int |\langle r_2 F_2 \rangle| d\phi$ (recall that dM/dt here is the variation of mass in the region between radii r_1 and r_2). Therefore, from Equation (3), we have

$$\int \langle r_1 F_1 \rangle d\phi \approx \int \langle r_2 F_2 \rangle d\phi. \quad (4)$$

Since the local-isothermal approximation allows for mass re-scaling, indicating with Σ_{ref} the average density between $10a$ and $20a$, in units of M_A/a^2 , the average accretion rate of gas toward the circumprimary disc, estimated from the tracer analysis, is $\approx 7 \times 10^{-2} \Sigma_{\text{ref}} (M_A/T)$. For the values applied herein, the accretion rate would be $\approx 2 \times 10^{-8} M_\odot \text{ yr}^{-1}$.

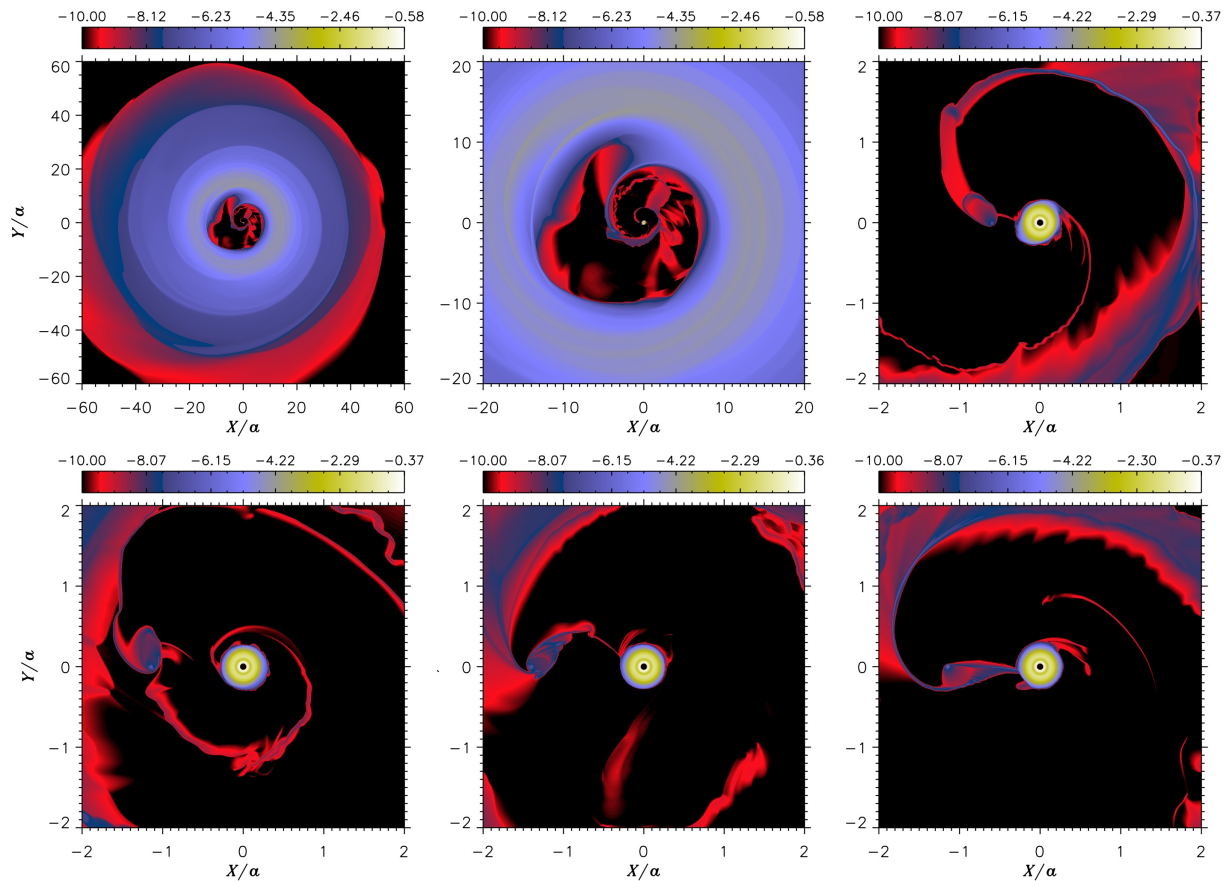


Fig. 1: Logarithm of the gas surface density in the base model, at time $t = 3600 T$. This model uses three overlapping polar grids, the outermost of which reaches out to $144 a$. In the top panels, the secondary star is located at the pericenter of its orbit. The bottom panels show the gas surface density at different orbital phases, with the secondary at apocenter in the central panel. The color bar represents Σ in units of M_A/a^2 . For the adopted system parameters, a density of 10^{-2} corresponds to $\approx 310 \text{ g cm}^{-2}$.

The ratio of the mass available beyond the gap edge to the accretion rate toward the circumprimary disc can be used to estimate the lifetime of the circumbinary disc. Note that this ratio is insensitive to the choice of the initial surface density, or Σ_{ref} , because both terms scale as Σ_{ref} , although it would depend on the applied gas viscosity and temperature (i.e., pressure scale height). This ratio, approximately 1.1 Myr, can be identified as an e -folding time for the evolution of the disc mass. Therefore, the estimate of the circumbinary disc lifetime would be around 3 Myr. This value, however, neglects other possible means of gas removal, such as energetic radiation from the stars (disc photo-evaporation).

The analysis of the tracers released inside $0.5 a$ indicates that there is no gas flowing out of the circumprimary disc, and hence no transfer of mass toward the secondary. This result also implies that the circumprimary disc can lose mass only via accretion toward the primary. A simple estimate of the inward transport in the circumprimary disc, based on steady-state accretion disc theory (Lynden-Bell & Pringle 1974; Pringle 1981), can be done by approximating the accretion rate to $3\pi\Sigma\dot{v}$ (averaged over the disc), which is on average roughly twice as large as the influx of gas from the circumbinary disc. A more accurate determination can be obtained by measuring the variation of the circumprimary disc mass during the same period of time over which tracers are evolved. This estimate, which is very well defined because of the sharp decline of the gas surface density beyond $r \approx 0.22 a$, basically confirms that the disc is depleting (and the primary star is

accreting) at a rate, $\approx 2.3 \times 10^{-6} (M_A/T)$, or $\approx 0.17 \Sigma_{\text{ref}} (M_A/T)$, about two times as large as the supply rate from the circumbinary disc. At this rate, neglecting again gas removal by stellar irradiation and assuming there was no supply of material from the circumbinary disc, the circumprimary disc would last only a few times 10^5 years, a length of time probably too short to allow for the formation of giant planets. This outcome mostly depends on the small size of the disc and its limited mass reservoir. Therefore, the delivery of material from the circumbinary disc appears to be critical in this context. In fact, because of external supply, the circumprimary gas would deplete until attaining a surface density such that the average product $3\pi\Sigma\dot{v}$ becomes comparable to the gas accretion provided by the circumbinary disc, which would ultimately dictate also the stellar accretion rate. In the setup used for the base model, this equilibrium would entail a surface density around the primary a factor of ≈ 2 smaller (than that in Figure 1) and an actual lifetime of the circumprimary disc similar to that of the circumbinary disc, a few Myr, which may be enough to form giant planets (e.g., Stevenson et al. 2022, and references therein).

As mentioned above, the secondary star is not fed gas by the circumprimary disc. It is however supplied by the gas inflow within the gap region. The fraction of this flux intercepted by the secondary is expected to be small and can be estimated directly from the simulations (see, e.g., D'Angelo et al. 2006; D'Angelo & Marzari 2012). This accretion rate is almost three orders of magnitudes lower than the accretion rate from the

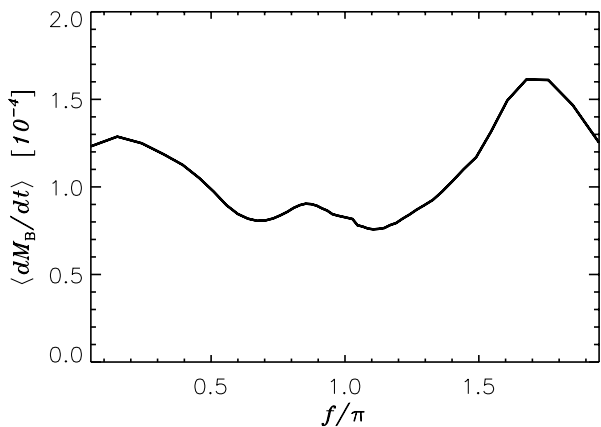


Fig. 2: Average accretion rate of gas on the secondary star as a function of the true anomaly, f , along its orbit. The results refer to the base model. In the plot, the accretion rate is averaged over 100 orbital periods of the binary. The pericenter is at $f = \pi$. The units are $\Sigma_{\text{ref}} (M_A/T)$, where Σ_{ref} is the average density between 10 and 20 a , in units of M_A/a^2 .

circumbinary disc toward the circumprimary disc. In terms of the reference density introduced above, the rate would be $\approx 10^{-4} \Sigma_{\text{ref}} (M_A/T)$. Figure 2 shows the average accretion rate of gas on the secondary, as a function of the true anomaly (see Figure’s caption for details). The accretion rate is modulated, with maximum delivery of gas prior to apocenter passage (see, e.g., Artymowicz & Lubow 1996).

As displayed in the top-right and bottom panels of Figure 1, there is no permanent disc formation around the secondary, and the region has relatively low density. The average gas mass within 0.6 Hill radii of the secondary star is $\approx 2 \times 10^{-4} \Sigma_{\text{ref}} M_A$, which would correspond to $\approx 10^{-3}$ Earth’s masses for the values adopted in the model.

4.2. Accretion rates of solids

The distribution of particles released in the circumbinary disc, superimposed to the surface density of the gas, is plotted in Figure 3. The particles are color-coded by their radius, R_s , as explained in the Figure’s caption. The smallest, $R_s = 1$ mm, solids (red dots) remain confined beyond the gap edge and do not move inward, across the gap region (see left panel). Instead, the larger 1 and 10 cm particles can be transferred from the circumbinary to the circumprimary disc, as indicated by the green and orange dots in the right panel.

The segregation of the smallest particles outside the gap edge is a drag-driven effect, caused by the positive pressure gradient that develops at those radial locations. The local rotation rate of the gas exceeds, on average, that of the solids, generating a tail wind that tends to drive the particles outward. Beyond the radial region of the positive pressure gradient, particles tend to drift inward because gas rotation mainly generates a head wind on them. Therefore, the gap edge can represent a region of radial convergence for some particles, despite the complex dynamics of the gas. The converging effect is maximum for particles with a Stokes number of around unity, which are only partially coupled to the gas. At $r \approx 10 a$, the thermodynamic conditions of the gas are such that 1 mm particles have Stokes numbers close to 1 and, therefore, are prone to be segregated outside the tidal gap

edge. Since the Stokes number is inversely proportional to gas density, as the circumpriary disc depletes and densities reduce, 1 mm particles around the gap edge are expected to transition toward an uncoupled regime and, therefore, at some point during the evolution they may be released and move toward the circumpriary disc.

The Stokes numbers of 1 and 10 cm solids are $\gg 1$, hence they are less affected by drag at those locations. Their dynamics is mostly dictated by the stars’ gravity. In fact, they can acquire significant orbital eccentricity while orbiting in the circumbinary disc, which at some point allows them to cross the gap region and to be captured (via drag) by the high-density gas of the circumpriary disc.

Figure 4 shows the histograms of the semi-major axis of the particles in Figure 3, which allows for a more quantitative assessment of the transfer of solids toward the primary star and the pile-up of 1 mm dust around the gap edge. (Recall that the solid particles are initially deployed beyond 20 a from the primary.) The histograms are stacked in order of increasing size: red for $R_s = 1$ mm, green for $R_s \leq 1$ cm particles, and for all particles. In Figure 4, the numbers of 1 cm and 10 cm particles transferred to the circumprimary disc are similar. Nonetheless, the number of the 10 cm particles in the circumbinary disc (i.e., beyond the gap edge) is smaller, because they are more efficiently ejected from the system, indicating that their supply rate to the circumprimary disc is higher. In fact, during the last 50 orbits of the binary, the 10 cm solids are transferred toward the circumprimary disc at a rate about 1.8 times that of the smaller, 1 cm particles.

The particles that arrive in the circumprimary disc settle on low-eccentricity orbits after capture, as indicated by the histogram of orbital eccentricities in Figure 5. It is likely (because of the low density in the gap region) that particles are injected in the circumprimary disc on highly-elliptical or even non-Keplerian orbits and, therefore, arrive at velocities much larger than those of resident solids. These large relative velocities are likely to produce high-velocity collisions among particles, leading to fragmentation into smaller dust or coagulation into larger solids. We do not model collisions. However, the results in Figure 5 indicate that, if particles avoid collisions, their orbital eccentricity is damped by gas drag over relatively short timescales. In fact, at the gas densities encountered in the circumprimary disc, 1–10 cm solids have Stokes number $\ll 1$ and thus their dynamics quickly becomes well coupled to that of the gas. The implication is that, soon after upon arrival, these particles become basically indistinguishable from older, resident population.

The solid particles are evolved for $\approx 200 T$ in the base model. The supply rate of 1 and 10 cm particles from beyond the gap region, toward the primary, initially grows over time but it later becomes relatively steady. We measured the average (over the last $\approx 100 T$ of the solids’ evolution) supply rate of the 1 and 10 cm particles, from the variations of their number densities within the circumprimary disc. Once converted into accretion rates, they can be written as $\approx 80 \sigma_{\text{ref}} M_{\oplus}/T$, for the 1 cm particles, and $\approx 380 \sigma_{\text{ref}} M_{\oplus}/T$, for the 10 cm particles. In these estimates, the quantity σ_{ref} represents the average surface density of solids, of the specific size, in the region between 10 a and 20 a , in cgs units. For comparison, the accretion rate of fine dust, estimated as a by-product of the accretion rate of gas derived in Section 4.1, can also be written as $\approx \sigma_{\text{ref}} M_{\oplus}/T$ (after converting the units of the reference gas density Σ_{ref}).

For the circumbinary disc setup applied herein, the often-quoted gas-to-solid mass ratio of 100 would yield $\sigma_{\text{ref}} \approx 4 \times 10^{-3} \text{ g cm}^{-2}$. Strictly speaking, however, this density would apply to fine dust whose dynamics is well-coupled to gas dynam-

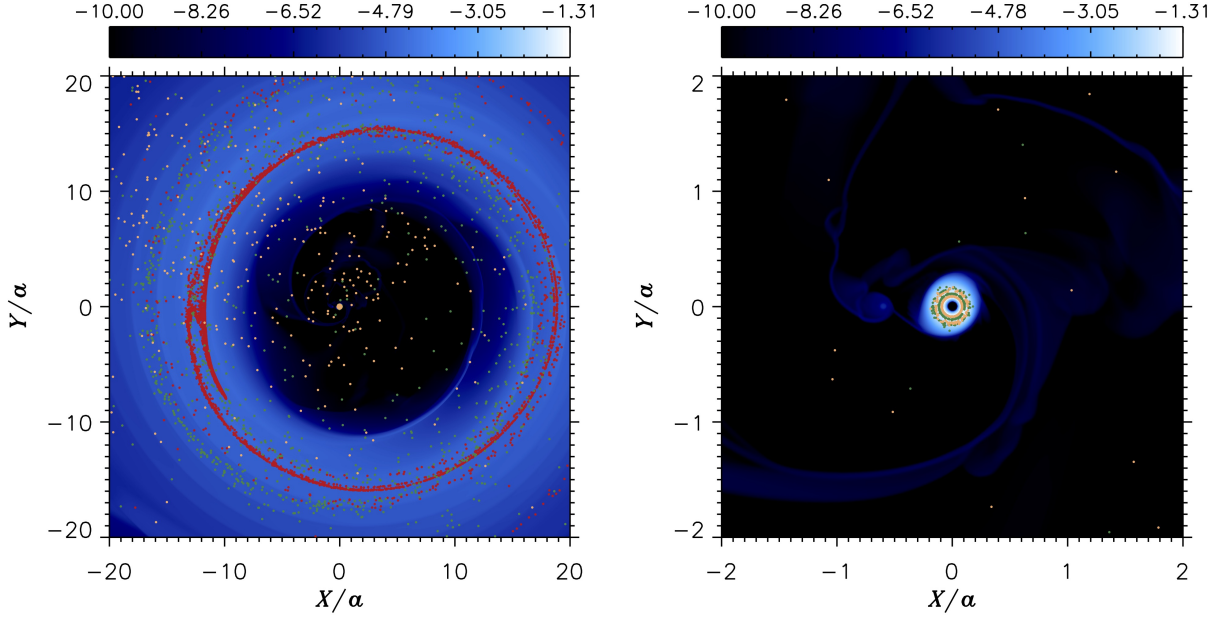


Fig. 3: Logarithm of the gas surface density in the base model with particles' positions superimposed: 1 mm (red), 1 cm (green), 10 cm (orange). All particles are initially located beyond $20a$. The panels show the gap region, its surroundings (left), and the circumprimary disc (right). The smallest particles do not cross the gap region to reach the circumprimary disc whereas the larger particles do. The secondary star is at apocenter. The color bar represents Σ in units of M_A/a^2 .

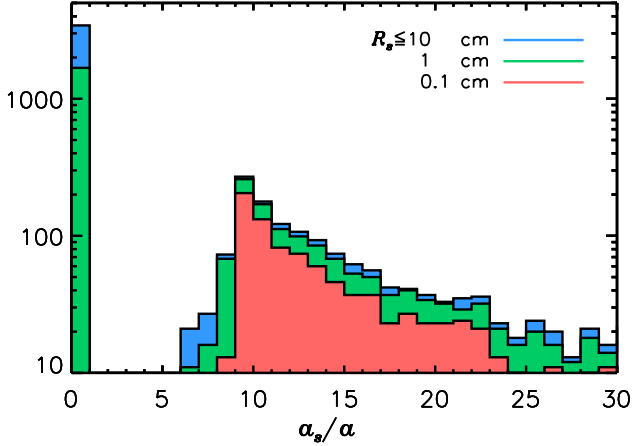


Fig. 4: Histogram of the semi-major axis of particles with different radii, as indicated in the legend. The histograms are stacked in order of increasing size: the red histogram includes particles $R_s = 1$ mm, the green histogram includes particles $R_s \leq 1$ cm, and the blue histogram includes all particles. All solids start from beyond $20a$ and only the larger particles drift toward the circumprimary disc. Results shown refer to the base model.

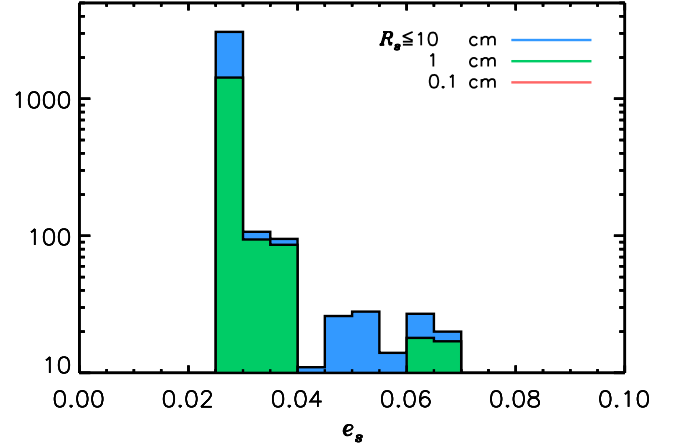


Fig. 5: Histogram of the orbital eccentricity of particles with different radii, as indicated. The histograms are stacked in order of increasing size, as in Figure 4. Only particles with semi-major axis smaller than $0.5a$ (i.e., orbiting inside the circumprimary disc) are represented. The smallest, 1 mm particles do not drift across the gap region, as they are held back by the positive pressure gradient at the gap edge. Results refer to the base model.

ics, resulting in an accretion rate $\sim 6 \times 10^{-5} M_{\oplus} \text{ yr}^{-1}$. Since the dynamics of larger solids is uncoupled from that of the gas to a great extent, the estimate of σ_{ref} should also account for the removal rate of solids from the region around the gap edge toward farther regions of the disc and for the supply rate from those more distant regions. Therefore, a meaningful estimate of σ_{ref} for 1 and 10 cm particles is more complex. If we simply assume a value of $\sim 10^{-3} \text{ g cm}^{-2}$, the accretion rates above become $\sim 10^{-3} M_{\oplus} \text{ yr}^{-1}$ ($R_s = 1$ cm) and $\sim 5 \times 10^{-3} M_{\oplus} \text{ yr}^{-1}$

($R_s = 10$ cm). Note, however, that all these estimates require that the entire reservoir of solids beyond the gap edge be available in the form of fine dust, 1, or 10 cm particles. If instead the available mass was partitioned in the various size bins, as is expected to be, the accretion rates in a given size bin would be lowered accordingly.

According to the estimated accretion rates and regardless of σ_{ref} , the depletion time of ≈ 1 to ≈ 10 cm particles, from the circumprimary disc between 10 and $20a$, would be relatively

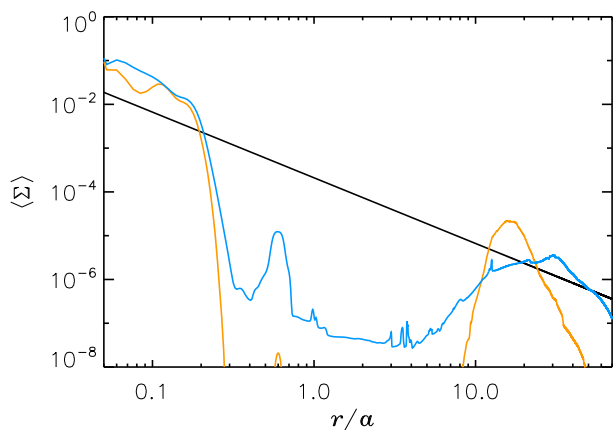


Fig. 6: Gas surface density averaged in azimuth around the primary, as a function of the radial distance, for the base model ($\alpha \approx 0.001$, orange curve) and a model with higher viscosity parameter, $\alpha \approx 0.005$ (light-blue curve). The Black line represents the initial condition. The units of $\langle \Sigma \rangle$ are M_A/a^2 . For the adopted system parameters, a density of 10^{-2} corresponds to $\approx 310 \text{ g cm}^{-2}$. The secondary star is located at pericenter.

short: from several hundreds binary periods, at the smaller end of the range, to around one hundred binary periods, at the larger end. If these timescales are too short compared to re-supply timescales of the solids from larger distances and from local coagulation/fragmentation, the flux of solids toward the primary may be also limited by these re-supply processes. The smaller, $\sim 1 \text{ mm}$ grains that remain trapped beyond the gap edge may also contribute to re-supply solids if they aid in the formation of larger particles.

Assuming a reference surface density $\sigma_{\text{ref}} \sim 10^{-3} \text{ g cm}^{-2}$, equipartition of mass between 1 and 10 cm particles, and inefficient re-supply of solids to the 10–20 a disc region, about $30 M_{\oplus}$ worth of solids would be transferred to the circumprimary disc from beyond the gap region. This mass should be added to that already available locally. If we estimate the local reservoir of solids in the circumprimary disc by re-scaling the average surface density of the gas (say, by a factor 100), a few Earth masses of solids are available between 2 and 3 au from the primary star (with the parameters applied herein).

4.3. High-viscosity model

Figure 6 shows a comparison between the average surface density of the gas around the primary star in the base model (orange curve) and another model with a higher turbulence parameter (see Section 3), $\alpha \approx 0.005$ (light-blue curve). The two models are compared after an evolution of about 3300 binary periods. Mass and size of the circumprimary discs are similar in the two calculations. Because of the larger viscous stresses that oppose tidal forces exerted by the stars, the gap edge of the circumbinary disc extends inward to about $r \approx 5a$, closer to the stars than in the base model. The densities in the circumbinary disc of the high-viscosity model are lower, but the disc extends farther out than it does in the base model. At large distances, the surface density also declines less abruptly than it does in the base model. Integrating Σ from $r = 5a$ outward, over 95% of the total mass of the circumbinary disc is contained within $r \approx 100a$.

However, the mass of the circumbinary disc is very similar in the two models.

The 2D density distribution around the stars is illustrated in Figure 7. The inner part of the circumbinary disc is shown in the left panel. Compared to Figure 1, the perturbations induced by the density waves propagating beyond the tidal gap are less prominent, as they are more efficiently damped by gas viscosity. As can be seen in the center panel, the gap edge is highly asymmetrical around the binary, significantly more than in the base case (compare with top-center panel in Figure 1). In fact, the smooth decline of Σ inside the gap (light-blue curve in Figure 6) is mainly the result of the azimuthal average, around the primary, of the asymmetrical gas distribution within the gap region.

The secondary star is located at pericenter in both Figures 6 and 7 (visible in the right panel), in correspondence of the build-up of gas in the gap at $r = 0.6a$. Peak gas densities around the secondary are about 30 times as large as in the surrounding gap regions. Although not fully visible in Figure 6, similar density ratios are obtained around the secondary in the base model. Nonetheless, as indicated in the figure, the gas around the secondary is much denser than in the base model, by 2.5–3 orders of magnitude, an outcome mainly dictated by the much shallower gap of the high-viscosity model.

5. Implications for planet formation

In single star systems, the dust density within the circumstellar gas is expected to decline with time, at all dust sizes, due to grain growth and dust transport processes (Testi et al. 2014). Grain growth is a progressive process whereby the smaller (initially μm -size) dust particles accumulate into larger, pebble-size solids, which then can accumulate into planetesimals and possibly planets. Drag forces due to the interaction between grains and gas lead to a radial drift with a velocity relative to the gas that depends on the grain size and gas properties. The particles spiral towards the star on different timescales, although at some locations they may be halted by positive pressure gradients in the gas (due to, e.g., gas density enhancements generated by the gravity of a planet). However, the rapid decay of the dust mass in circumstellar gas, expected on the basis of grain growth and radial drift, is not measured in the surveys of 1–3 Myr-old circumstellar discs observed by ALMA (Testi et al. 2014). It has been suggested (Bernabò et al. 2022; Turrini et al. 2019) that the growth of giant planets causes the formation of second-generation dust through collisions of left-over planetesimals, whose orbits are excited by the presence of planets. Under these circumstances, the dust density decline would start only 1–2 Myr after the formation of giant planets.

While in the case of single stars the dust density resurgence would just involve part of the primordial reservoir of solids (i.e., those formed out of the dust present in the circumstellar gas around the star since formation), in the binary star case with a circumprimary disc fed by an extended circumbinary disc, new $\sim \mu\text{m}$ -size dust can be supplied during the lifetime of the circumbinary disc. Additionally, under appropriate conditions, a non-continuous size distribution of particles, presenting a gap in some size range (mm-sizes, in our base model), would also be supplied to the circumprimary disc. These larger particles would presumably form out of coagulation/fragmentation exterior to the gas gap of the binary. The mass partition between $\sim \mu\text{m}$ -size dust and 1–10 cm particles depends on the assumptions made and on the details of the coagulation/fragmentation processes. Segregation of particles beyond the gap edge is determined by the local pressure scale height, density, and viscosity

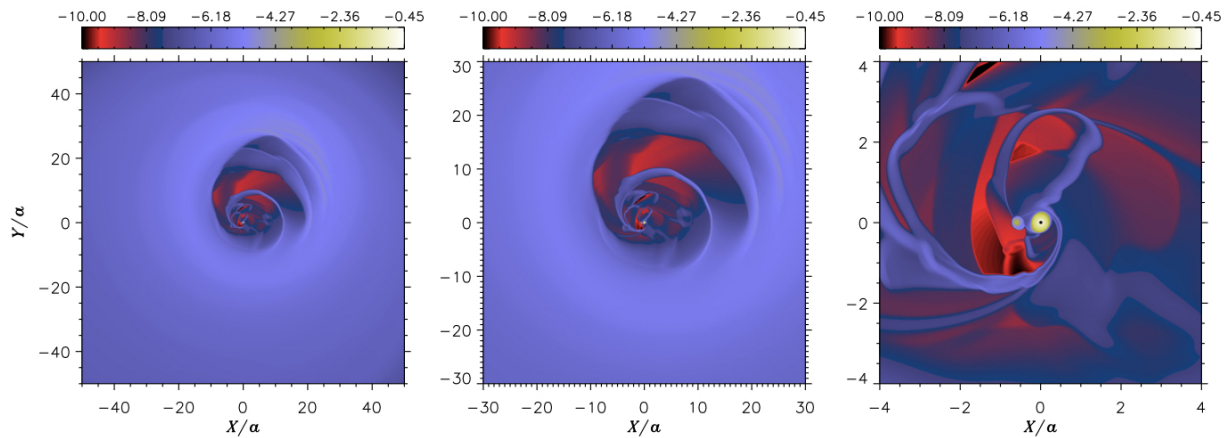


Fig. 7: Logarithm of the gas surface density in the high-viscosity model, at time $t = 3300 T$. As for the base model, the simulation uses overlapping polar grids that extend out to $144 a$. The left and center panel show the circumprimary disc, whereas the right panel shows the circumbinary disc. The secondary star is located at the pericenter of its orbit. The color bar represents Σ in units of M_A/a^2 . For the adopted system parameters, a density of 10^{-2} corresponds to $\approx 310 \text{ g cm}^{-2}$.

of the gas. The range of particle sizes prevented from crossing the gap would depend on the combinations of these parameters. As these property of the gas evolve, segregated particles may be released from the gap edge region and move toward the circumprimary disc.

As mentioned at the end of Section 4.2, the circumbinary disc may contain a primordial reservoir of a few Earth masses worth of solids. If these solids turned relatively quickly and efficiently into planetesimals, which then assembled into a planet a few times M_\oplus , the external supply of cm-size particles could aid in the formation of a larger (possibly giant) planet. We estimated a total influx of solid mass, from the circumbinary disc, of around $30 M_\oplus$ in the form of 1–10 cm particles. At an accretion efficiency of 10% (D’Angelo & Bodenheimer 2024), approximately $3 M_\oplus$ would be added to a forming planet. Once attained several Earth masses, gas accretion may be significant, which could lead to growth beyond the pebble isolation mass of the planet (Morbidei & Nesvorný 2012; Bitsch et al. 2018), halting any further inward drift of these particles. Therefore, even if the external supply of 1–10 cm particles was short-lived (see Section 4.2), significant amounts of pebble-size solids could accumulate in the outer part of the circumprimary disc. This situation could possibly lead to enhanced planetesimal formation, e.g., via streaming instability (Johansen et al. 2015) or through turbulent gas concentration (Heng & Kenyon 2010; Hartlep & Cuzzi 2020). The latter mechanism may be particularly effective in the binary case since the companion’s perturbations excite strong spiral waves, which can contribute to turbulence generation in the gas. In the region beyond the planet’s orbit (out to the truncation radius, if the system is compact as the one under study), a higher planetesimal formation rate may be expected, compared to the single star case, because of the steady supply of solids from the circumbinary disc. The resulting ring of planetesimals may trigger additional planet formation or, otherwise, lead to the production of a dense debris disc in the system, in the proximity of the truncation radius of the circumprimary disc. This structure would be a significant observable feature, which may point to a past influx of solids from larger distances and, therefore, to the past presence of a circumbinary disc. This feature could also point to the possible existence of planetary bodies inside the debris belt.

On a larger scale, if small grains remain trapped beyond the edge of the tidal gap until the circumbinary gas eventually disappears, they too may be observable as a debris disc. However, whether or not the original population of trapped particles would be preserved, depends on coagulation and fragmentation processes. The enhanced density of grains that are collected around those locations, as dust moves inward from farther regions of the circumbinary disc, can ultimately produce a much broader size distribution of grains via collisions.

As mentioned above, solids arriving from the circumbinary to the circumprimary disc may have a non-continuous size distribution. This outcome is primarily determined by the local pressure gradient around the gap edge region and by the Stokes numbers of the solids. For example, the base model predicts a gap in the $\sim \text{mm}$ size range, because Stokes numbers are around unity in that range. It is not clear how such a size distribution of grains would affect the turbulent accumulation of dust into planetesimals. It is possible that the resulting size distribution of planetesimals is different from that generated by a *continuous* distribution of dust grains, as it is likely to occur in discs around single stars. It is difficult to argue whether or not these differences may actually discriminate between single star and compact binary systems. In general, the cores of giant planets can efficiently form out of planetesimals from a few to hundred km in radius. As long as the reservoir of planetesimals include these bodies, formation would occur similarly in both types of systems. Probably, such an outcome would be favored by conditions in the circumbinary disc that allowed a more continuous size distribution of dust to move through the gap.

More extreme cases are, however, conceivable. If viscous stresses were much weaker than in the base model (e.g., smaller α), both gas and dust could be prevented from moving inward. Not only the availability of solids around the primary star would be severely limited but also the gas would dissipate quickly (in a few time 10^5 years, see Section 4.1). It is unlikely that giant planets would be able to form under these conditions.

An intermediate situation can be envisaged, in which the core of a giant planet would be able to form in the circumprimary disc, initiated by the local solids, and then aided by the supply of both gas and dust from the circumbinary disc. However, if the circumbinary disc was short-lived, say one Myr or so, the circumprimary disc would be short-lived as well, preventing the

cores to fully develop into gas giants. As a result, gas-poor (or not-so-gas-rich) planets may form, such as Uranus and Neptune.

6. Conclusions

We simulated the evolution of the dust and gas in the environment surrounding a compact binary system, in which a circumprimary disc co-exists with a large circumbinary disc. To model the evolution of the system, we used a high-resolution Eulerian code that employs a nested-grid technique to resolve different spatial scales, both much smaller and much larger than the stellar separation. In addition, tracers were used to better track gas dynamics, as it streams from the outer circumbinary disc to the inner circumprimary disc. A Lagrangian approach was used to simulate the evolution of the dust.

According to model results, significant differences should arise when comparing the system evolution to that of a compact binary that is not supplied with gas and dust by a massive-enough circumbinary disc. There may also be differences with discs around single stars.

Assuming an average surface density of the circumbinary disc gas, between $10a$ and $20a$, of $\bar{\Sigma}$, in g cm^{-2} , the accretion rate on the circumprimary disc is $\approx 5 \times 10^{-8} \bar{\Sigma} M_{\odot} \text{ yr}^{-1}$. This estimate is based on a model with a viscosity parameter $\alpha \approx 0.001$ and a flared disc whose H/r is 0.04 at a distance a from the primary star (see Section 3). The adopted setup, $\bar{\Sigma} \approx 0.4 \text{ g cm}^{-2}$, results in an accretion rate of $\approx 2 \times 10^{-8} \bar{\Sigma} M_{\odot} \text{ yr}^{-1}$. Without such supply of gas, the lifetime of the circumprimary disc would be limited to a few times 10^5 years because of its small mass. The supply of gas from beyond the gap region extends this timescale to about 3 Myr, the lifetime of the circumbinary disc.

Dust grains would also be transferred from large distances to the circumprimary disc. Small, μm -size grains would be carried by the accreting gas in which they are entrained whereas larger, 1–10 μm -size grains would be driven across the gap mainly by the gravity of the stars. The applied conditions of temperature and viscosity cause $\sim \text{mm}$ -size grains to be segregated beyond the gap edge because of the positive and large pressure gradient generated by the tidal field of the stars. This feature in the gas is conducive to segregation of solids with order-of-unity Stokes numbers due to gas-dust interactions.

As mentioned above, since the dynamics of the larger particles is mostly governed by gravity forces, they tend to acquire significant orbital eccentricity, which brings them toward the primary star. Solids delivered to the circumprimary disc on highly elliptical orbits may have spent long enough time in the cold circumbinary gas to collect volatile materials (by condensation). Since their journey toward the circumprimary disc is rapid, they can carry, and deliver, significant amounts of volatile material to the circumprimary gas.

This continuing influx of gas and solids is likely to have relevant implications for the formation of giant planets. It is generally difficult to conceive that such planets may be able to form within a few 10^5 years (the lifetime of the isolated circumprimary disc). The extended lifetime (> 1 Myr) would allow a core of several Earth masses to acquire a significant, or massive, envelope. The implication is that giant planets in compact binary systems are expected to be much more frequent in those systems with a significant circumbinary disc. The base model would allow for about $30 M_{\oplus}$ worth of solids to be transferred to the circumprimary disc, contributing to the accumulation of a giant planet core and to the formation of planetesimals.

The size distribution of the solids flowing across the gap is likely to depend on the density, temperature and viscosity of the

inner parts of the circumbinary disc. This distribution may be non-continuous, as that resulting from the base model. The ultimate effects on planetesimal formation of a non-continuous size distribution are difficult to predict. As long as planetesimals of a few to hundred km in radius are available, gas giant cores can be assembled. If a planet in the circumprimary disc exceeds its “pebble-isolation” mass, the continuing influx of solids may lead to the formation of additional planets, or to the accumulation of a relatively massive debris or planetesimal belt in the proximity of the truncation radius of the circumprimary disc. This potentially observable feature would also represent a strong indication that the binary system was born with a circumbinary disc. Beyond the edge of the tidal gap, trapped grains may also form a debris belt, independent of the inner one, possibly providing further observational evidence of the past existence of a long-lived circumbinary disc.

Acknowledgements. The authors would like to thank an anonymous reviewer, whose constructive comments and suggestions helped improve the quality of this paper, and the Editor for helpful feedback. G.D. acknowledges support from NASA’s Research Opportunities in Space and Earth Science. Computational resources supporting this work were provided by the NASA High-End Computing (HEC) Program through the NASA Advanced Supercomputing (NAS) Division at Ames Research Center.

References

- Artymowicz, P. & Lubow, S. H. 1994, *ApJ*, 421, 651
 Artymowicz, P. & Lubow, S. H. 1996, *ApJ*, 467, L77
 Bernabò, L. M., Turrini, D., Testi, L., Marzari, F., & Polychroni, D. 2022, *ApJ*, 927, L22
 Bitsch, B., Morbidelli, A., Johansen, A., et al. 2018, *A&A*, 612, A30
 Chauvin, G., Beust, H., Lagrange, A.-M., & Eggenberger, A. 2011, *A&A*, 528, A8
 D’Angelo, G. & Bodenheimer, P. 2013, *ApJ*, 778, 77
 D’Angelo, G. & Bodenheimer, P. 2024, *ApJ*, 967, 124
 D’Angelo, G., Lubow, S. H., & Bate, M. R. 2006, *ApJ*, 652, 1698
 D’Angelo, G. & Marzari, F. 2012, *ApJ*, 757, 50
 D’Angelo, G. & Marzari, F. 2022, *MNRAS*, 509, 3181
 Dutrey, A., Guilloteau, S., & Simon, M. 1994, *A&A*, 286, 149
 Endl, M., Cochran, W. D., Hatzes, A. P., & Wittenmyer, R. A. 2011, *AIP Conference Proceedings*, 1331, 88
 Hartlep, T. & Cuzzi, J. N. 2020, *ApJ*, 892, 120
 Heng, K. & Kenyon, S. J. 2010, *MNRAS*, 408, 1476
 Johansen, A., Mac Low, M.-M., Lacerda, P., & Bizzarro, M. 2015, *Science Advances*, 1, 1500109
 Jordan, L. M., Kley, W., Picogna, G., & Marzari, F. 2021, *A&A*, 654, A54
 Kley, W. & Nelson, R. P. 2008, *A&A*, 486, 617
 Lynden-Bell, D. & Pringle, J. E. 1974, *MNRAS*, 168, 603
 Marzari, F., Baruteau, C., Scholl, H., & Thebault, P. 2012, *A&A*, 539, A98
 Marzari, F. & Scholl, H. 2000, *ApJ*, 543, 328
 Marzari, F., Scholl, H., Thebault, P., & Baruteau, C. 2009, *A&A*, 508, 1493
 Marzari, F. & Thebault, P. 2019, *Galaxies*, 7, 84
 Monin, J. L., Clarke, C. J., P. L. & C., M. 2007, in *Protostars and Planets V*, ed. D. J. B. Reipurth & K. Keil, Tucson, AZ: Univ. Arizona Press
 Morbidelli, A. & Nesvorný, D. 2012, *A&A*, 546, A18
 Mugrauer, M., Schlagenhauf, S., Buder, S., Ginski, C., & Fernández, M. 2022, *Astronomische Nachrichten*, 343, e24014
 Müller, T. W. A. & Kley, W. 2012, *A&A*, 539, A18
 Nelson, A. F. 2000, *ApJ*, 537, L65
 Nelson, A. F. & Marzari, F. 2016, *ApJ*, 827, 93
 Neuhäuser, R., Mugrauer, M., Fukagawa, M., Torres, G., & Schmidt, T. 2007, *A&A*, 462, 777
 Offner, S. S. R., Moe, M., Kratter, K. M., et al. 2023, in *Astronomical Society of the Pacific Conference Series*, Vol. 534, *Protostars and Planets VII*, ed. S. Inutsuka, Y. Aikawa, T. Muto, K. Tomida, & M. Tamura, 275
 Paardekooper, S. J., Thebault, P., & Mellema, G. 2008, *MNRAS*, 386, 973
 Picogna, G. & Marzari, F. 2013, *A&A*, 556, A148
 Pringle, J. E. 1981, *ARA&A*, 19, 137
 Schwarz, R., Funk, B., Zechner, R., & Bazsó, Á. 2016, *MNRAS*, 460, 3598
 Shakura, N. I. & Sunyaev, R. A. 1973, *A&A*, 24, 337
 Stevenson, D. J., Bodenheimer, P., Lissauer, J. J., & D’Angelo, G. 2022, *The Planetary Science Journal*, 3, 74
 Su, X.-N., Xie, J.-W., Zhou, J.-L., & Thebault, P. 2021, *AJ*, 162, 272
 Testi, L., Birnstiel, T., Ricci, L., et al. 2014, in *Protostars and Planets VI*, ed. H. Beuther, R. S. Klessen, C. P. Dullemond, & T. Henning, 339–361
 Thebault, P., Marzari, F., & Scholl, H. 2006, *Icarus*, 183, 193
 Torres, G. 2007, *ApJ*, 654, 1095
 Trifonov, T., Lee, M. H., Reffert, S., & Quirrenbach, A. 2018, *AJ*, 155, 174
 Turrini, D., Marzari, F., Polychroni, D., & Testi, L. 2019, *ApJ*, 877, 50
 van Leer, B. 1977, *Journal of Computational Physics*, 23, 276
 Zeng, Y., Brandt, T. D., Li, G., et al. 2022, *AJ*, 164, 188