
Optimizing Impulsive Releases in Species Competition Models

Jéssica C.S. Alves^{1,*}, Sergio M. Oliva¹, Christian E. Schaerer²,

¹University of São Paulo, Institute of Mathematics and Statistics, Department of Applied Mathematics, São Paulo, SP, 05508-090, Brazil.

²National University of Asunción, Polytechnic School, Campus UNA, San Lorenzo, Central, P.O. Box 2111 SL, Paraguay.

* Corresponding author: alvesj@ime.usp.br;

Contributing authors: soliva@usp.br; cschaer@pol.una.py;

Abstract

This study focuses on optimizing species release S_2 to control species population S_1 through impulsive release strategies. We investigate the conditions required to remove species S_1 , which is equivalent to the establishment of S_2 . The research includes a theoretical analysis that examines the positivity, existence, and uniqueness of solutions and the conditions for the global stability of the S_1 -free solution. In addition, we formulate an optimal control problem to maximize the effectiveness of S_2 releases, manage the population of S_1 , and minimize the costs associated with this intervention strategy. Numerical simulations are conducted to validate the proposed theories and allow visualization of population dynamics under various releases scenarios.

1 Introduction

Population control in ecological systems is a highly relevant issue, especially when two or more species directly compete for limited resources. These interactions can lead to competitive exclusion, in which only one species survives in the long term [22]. In many cases, managing such interactions involves introducing a new species into a region already occupied by another, aiming to control or suppress the original population.

Various population control methods are used, ranging from chemical [11, 16, 20, 28] and mechanical [1, 40] strategies to the use of biological agents [6, 11, 14, 34]. The introduction of a competing species is a widely used approach, as it allows natural ecological interactions, such as competition, to sustainably control the target population [4, 7, 13, 32].

Many studies use mathematical models to represent interactions between competing or predatory species, often based on continuous approaches [14, 33, 36, 37]. These formulations assume that control or introduction of new species occurs continuously, which, although theoretically feasible, does not always reflect practical reality. In practice, interventions such as the introduction of a competing species generally occur periodically or impulsively due to logistical, financial, and operational constraints. To address these limitations, some studies propose alternative approaches, such as impulsive releases. Examples include the release of mosquitoes with *Wolbachia* to control the wild *Aedes aegypti* population [2, 19, 30, 31], periodic and impulsive

release of sterile mosquitoes [23–25, 29], and similar strategies applied to other insect populations [31, 35, 41].

In this work, we adapt the interaction model between wild females and infected females with Wolbachia bacteria in the mosquito *Aedes aegypti*, presented in [12], to represent the competition between two species, S_1 and S_2 . The adapted model incorporates impulsive releases of species S_2 , formulated as a system of impulsive differential equations. This impulsive approach reflects a practical solution, as the continuous introduction of a control species is not always feasible or sustainable in the long term. Periodic releases represent an effective alternative to reducing the population of species S_1 using a competing species strategically and efficiently.

The main objective of this study is to control the species S_1 in the target region by introducing the species S_2 . We aim to identify the necessary conditions to ensure the fixation of S_2 using an impulsive release strategy. Furthermore, we intend to optimize this strategy to ensure the stable presence of S_2 , eliminating the S_1 population with the minimum number of releases, thereby reducing the total cost of the intervention.

To achieve these objectives, the article is structured as follows: In Section 2, we present the formulation of the adapted model from [12], including the impulsive equations that represent the release of individuals of population S_2 . We then describe the model, discussing the parameters used and the specific conditions necessary to ensure the consistency of population dynamics. The section concludes with a theorem on the equilibrium points and stability of the model, originally proposed in [12] and adapted to the context of this study.

Section 3 is dedicated to the analysis of model dynamics. We begin with essential preliminary results for the analysis, addressing the existence, uniqueness, positivity, and boundedness of the solutions of the impulsive differential equation model, ensuring the temporal consistency of the solutions. Next, we investigate the existence of a solution in which species S_1 is eliminated and perform a detailed analysis of its stability, including the necessary conditions to guarantee the global stability of this solution. Based on these conditions, we derive a criterion that determines the number of individuals of species S_2 sufficient to ensure the elimination of species S_1 through impulsive releases.

In Section 4, we formulate an optimal control problem aimed at minimizing the total sum of releases over the intervention interval $[0, T]$, where T represents the final observation time. Simultaneously, we seek to ensure that the population of species S_1 is reduced to a value below its survival threshold, associated with the Allee effect, at time T . Additionally, we demonstrate the existence of at least one solution to the optimal control problem.

In Section 5, we present numerical simulations, using the interaction between two subspecies as an example: wild females and females infected with Wolbachia in the mosquito *Aedes aegypti*. Initially, we simulate the proposed impulsive model to confirm the theoretical results of Section 3, validating the sufficient condition for the global stability of the S_1 -free solution. Next, we perform simulations of the optimal control problem, considering predefined jump moments and varying the final intervention time T . These simulations allow us to evaluate how these factors influence control effectiveness and help optimize the strategy to reduce costs while eliminating species S_1 .

Finally, Section 6 presents the conclusions of the main results obtained. We discuss the relevance of impulsive release strategies in the dynamics of populations S_1 and S_2 and highlight the importance of optimal control in managing ecological interactions. We also suggest directions for future research, emphasizing the need for additional investigations that can expand and deepen the understanding of the dynamics analyzed in this study.

2 Model formulation

Based on a model introduced in [12], we define the impulsive model of competition between two generic species S_1 and S_2 as:

$$\begin{cases} \frac{dS_1}{dt} = S_1 \left(\psi_1 - \frac{r_1}{K_1}(S_1 + S_2) \right) \left(\frac{S_1}{K_0} - 1 \right) - \delta_1 S_1, \\ \frac{dS_2}{dt} = S_2 \left(\psi_2 - \frac{r_2}{K_2}(S_1 + S_2) \right) - \delta_2 S_2, \end{cases} \quad \text{if } t \neq k\tau, k \geq 0 \quad (1a)$$

$$\begin{cases} S_1(t^+) = S_1(t), \\ S_2(t^+) = S_2(t) + u_k, \end{cases} \quad \text{if } t = k\tau, k \geq 0, \quad (1b)$$

with non-negative initial conditions and positive parameters, where $S_1(t)$ and $S_2(t)$ represent the populations of two species competing with each other over time t . The parameters ψ_i and δ_i represent, respectively, the birth and death rates of species S_1 and S_2 for $i = 1, 2$, as defined in the original model, while $r_i := \psi_i - \delta_i$ for $i = 1, 2$ indicates the intrinsic growth rate of both populations. The parameter K_i for $i = 1, 2$ is associated with the carrying capacity of the competing species populations. In this work, we disregard the density dependence of the parameters.

For this impulsive differential equation system, the release period is τ and $u_k \in U$ denotes the impulsive release of species S_2 at time $t = k\tau$. In practice, u_k is limited by the availability of species S_2 , so the set of possible releases is given by $U := \{0 \leq u_k \leq u_{\max}, | k \geq 0\}$, where $u_{\max} \geq 0$ represents the maximum number of individuals of species S_2 that can be released at a given time. The population of S_1 immediately after the k -th release is given by $t = k\tau^+$, with $S_1(t^+) = \lim_{\epsilon \rightarrow 0^+} S_1(t + \epsilon)$.

The system (1a) incorporates the frequency-dependent Allee effect in the first equation, which applies to species S_1 [12, 13]. This effect is modeled by the critical compensation term $\left(\frac{S_1}{K_0} - 1\right)$, which directly influences the recruitment of individuals of species S_1 . The term is positive when $S_1(t) > K_0$ and negative when $S_1(t) < K_0$. The parameter $K_0 > 0$, along with K_1 (where $0 < K_0 < K_1$), represents the ‘‘minimum viable population size’’ (MVPS) commonly observed in models with the Allee effect [8, 17, 21, 26, 38, 39]. The MVPS threshold for species S_1 is given by K_b , while its carrying capacity is indicated by K_* . For more details, see [12].

For this model, we consider

$$\psi_1 > \delta_1 \text{ and } \psi_2 > \delta_2, \quad (2)$$

which guarantee a larger number of births than deaths. In addition, we consider

$$\psi_2 < \psi_1, \delta_2 > \delta_1 \text{ and } r_2 < r_1, \quad (3)$$

implying that the population of species S_1 exhibits greater survival ability than that of species S_2 .

The system in (1a), with nonnegative initial conditions, has four steady states, as described in [12]. In the following, we present these steady states by adapting Theorem 1 from [12] to the context of this work.

Theorem 1 (adapted from Theorem 1 in [12]). *Under the conditions (3), the dynamical system (1a) with nonnegative initial conditions has four steady states in the region of biological interest $\mathbb{R}_+^2 \setminus \{(0, 0)\}$, namely:*

- one nodal repeller $(K_b, 0)$ where

$$K_b = \frac{r_1 K_0 + \psi_1 K_1 - \sqrt{(r_1 K_0 + \psi_1 K_1)^2 - 4r_1 K_0 K_1 (\psi_1 + \delta_1)}}{2r_1} > 0, \quad (4)$$

indicates the MVPS threshold for species S_1 ;

- one saddle point (S_1^*, S_2^*) of unstable coexistence of both species with coordinates given by

$$S_1^* = \frac{K_0 [\psi_1(K_1 - K_2) + \delta_1(K_1 + K_2)]}{\psi_1(K_1 - K_2) + \delta_1 K_2} > 0, \quad (5)$$

$$S_2^* = K_2 - S_1^* > 0; \quad (6)$$

- two nodal attractors $(0, K_2)$ and $(K_*, 0)$, where

$$K_* = \frac{r_1 K_0 + \psi_1 K_1 + \sqrt{(r_1 K_0 + \psi_1 K_1)^2 - 4r_1 K_0 K_1 (\psi_1 + \delta_1)}}{2r_1} > 0, \quad (7)$$

defines the carrying capacity of the first species. Only one of these steady states can be reached when $t \rightarrow \infty$ according to the initial conditions $S_1(0) > 0$, $S_2(0) > 0$ assigned to the system (1a), namely:

- If $S_1(0) > K_b$ and $S_2(0) > 0$ then $(K_*, 0)$ is reachable when $t \rightarrow \infty$ and the species S_1 should persist while the species S_2 become extinct.
- If $S_1(0) < K_b$ and $S_2(0) > 0$ then $(0, K_2)$ is reachable when $t \rightarrow \infty$ and the species S_2 should persist while the species S_1 become extinct.

In addition, for consistency with the results presented in [12] we consider

$$0 < K_0 < K_b < K_2 < K_1 < K_*. \quad (8)$$

Since the system we are working on is a model of interaction between two variables, with known terms, we chose the (1a) model for this work, since when adding the pulse (1b) conditions, we need to study the model (1a)-(1b) to assure that even with the discontinuity, the system remains well-posed.

In the next section, we will explore the dynamic behavior of the impulsive differential equations system, including the analysis of the local and global stability of the free solution of species S_1 . We will also present numerical simulations that illustrate these behaviors and the results obtained, contributing to a deeper understanding of the dynamics between the species.

3 Model Dynamics Analysis

In this section, we begin by presenting some essential mathematical definitions and tools for analyzing the impulsive differential equations system. These tools are fundamental for establishing results related to positivity, existence, uniqueness, and boundedness of solutions. After this introduction, we conduct a detailed analysis of the system, focusing on the results obtained and their implications for the behavior of solutions over time.

Additionally, when considering the release of individuals from species S_2 to replace the population of S_1 , we demonstrate the existence and uniqueness of the solution $(0, \bar{S}_2)$ and analyze the conditions for its stability. The behavior of this solution is of great importance, as it allows us to understand how species S_2 behaves in the absence of direct interactions with others. Through this investigation, we aim to better understand the conditions that ensure the maintenance of the free solution, which may have significant implications for the system dynamics and species interactions.

3.1 Fundamental Concepts

In this subsection, we review some definitions and tools for exploring the impulse response periodic solutions of model (1a)-(1b). Throughout this paper, $\mathbb{R}_+ = [0, \infty)$, $\mathbb{R}_+^2 = \{x = (x_1, x_2) \in \mathbb{R}_+^2 : x_1 \geq 0, x_2 \geq 0\}$, and $g = (g_1, g_2)^T$ denotes the mapping defined by the right-hand side of the system (1a).

Definition 1. ([27]) *Let $V : \mathbb{R}_+ \times \mathbb{R}_+^2 \rightarrow \mathbb{R}_+$, then V is said to belong to class \mathcal{V}_0 if it is continuous on $(k\tau, (k+1)\tau] \times \mathbb{R}_+^2$ and*

$$\lim_{(t,y) \rightarrow (k\tau^+, x)} V(t, y) = V(k\tau^+, x), \quad (9)$$

exists and is finite.

Definition 2. ([27]) *Let $V \in \mathcal{V}_0$. Then for $V(t, x) \in (k\tau, (k+1)\tau] \times \mathbb{R}_+^2$, the upper right derivative of $V(t, x)$ with respect to the impulsive differential system (1a)-(1b) is defined as*

$$D^+V(t, x) = \limsup_{h \rightarrow 0} \frac{1}{h} [V(t+h, x+hg(t, x)) - V(t, x)]. \quad (10)$$

Definition 3. ([27]) *Let $\varrho(t) = \varrho(t, t_0, x_0)$ be a solution of system (1a)-(1b) on $[t_0, t_0 + l)$. Function $\varrho(t)$ is called the maximal solution of system (1a)-(1b) if for any solution $x(t, t_0, x_0)$ of the system (1a)-(1b) existing on $[t_0, t_0 + l)$, it is verified $x(t) \leq \varrho(t)$, $t \in [t_0, t_0 + l)$.*

The minimal solution $\rho(t)$ of system (1a)-(1b) can be defined similarly to Definition (3).

Using Definitions (1), (2) and (3), the next theorem formalizes a comparison theorem for impulsive differential equations.

Theorem 2. (Comparison theorem [27]): *Let $m \in \mathcal{V}_0$, and assume that*

$$\begin{aligned} D^+m(t) &\leq v(t, m(t)), & t \neq t_k, & k = 1, 2, \dots \\ m(t_k^+) &\leq \varphi_k(m(t_k)), & t = t_k, & k = 1, 2, \dots \end{aligned} \quad (11)$$

where $\varphi_k \in \mathcal{C}(\mathbb{R}, \mathbb{R})$ and $\varphi_k(u)$ is non-decreasing in u for each $k = 1, 2, \dots$. Let $\varrho(t)$ be a maximal solution of the scalar impulsive differential equation

$$\begin{aligned} \dot{u}(t) &= v(t, u), & t \neq t_k, & k = 1, 2, \dots \\ u(t_k^+) &= \varphi_k(u(t_k)), & t = t_k, & t_k > t_0 \geq 0, & k = 1, 2, \dots \\ u(t_0) &= u_0, \end{aligned} \quad (12)$$

which exists on $[t_0, \infty)$. Then, $m(t_0^+) \leq u_0$ implies that $m(t) \leq \varrho(t)$ for $t \geq t_0$. A similar result can be obtained when all the directions of the inequalities in the theorem are reversed and $\varphi_k(u)$ is non-increasing.

Notice that, in Theorem (2), if v is smooth enough to guarantee the existence and uniqueness of solution for the initial value problem (12), then $\varrho(t)$ is indeed the unique solution of (12).

3.2 Behavior of system solutions

As we are working with population dynamics, we must make sure that the solutions of system (1a)-(1b) are non-negative.

Proposition 1. Let $(S_1(0), S_2(0))$ be a non-negative initial condition, and let $(S_1(t), S_2(t))$ be a solution to the system (1a)-(1b). Then, $(S_1(t), S_2(t))$ remains non-negative for all $t \geq 0$.

Proof. Note that $\frac{dS_1}{dt} = 0$ if $S_1(t) = 0$. Therefore, if $S_1(0) \geq 0$, we have $S_1(t) \geq 0$ for all $t \geq 0$. Similarly, if $S_2(0) \geq 0$, then $S_2(t) \geq 0$ for all $t \geq 0$. \square

As demonstrated in the following proposition, the smoothness of the equations on the right-hand side of the model, given by (1a)-(1b), together with Definition (1), guarantees the existence and uniqueness of solutions for the model.

Proposition 2. For each non-negative initial condition and each release amount $u_k \in U$ of individuals from species S_2 , the system (1a)-(1b) has a unique solution defined on the interval $[0, \infty)$.

Proof. Suppose $(S_1(t), S_2(t))$ is a solution to the system (1a)-(1b). It is continuous in the intervals $(k\tau, (k+1)\tau]$ for $k \geq 0$, indicating that it remains continuous between each pair of pulses. Furthermore, there exist limits defined as follows:

$$S_1(k\tau^+) = \lim_{\epsilon \rightarrow 0^+} S_1(k\tau + \epsilon) \text{ and } S_2(k\tau^+) = \lim_{\epsilon \rightarrow 0^+} S_2(k\tau + \epsilon). \quad (13)$$

Consequently, the existence and uniqueness of these solutions are guaranteed by the smoothness of the functions

$$g_1(S_1, S_2) = S_1 \left(\psi_1 - \frac{r_1}{K_1}(S_1 + S_2) \right) \left(\frac{S_1}{K_0} - 1 \right) - \delta_1 S_1, \quad (14)$$

$$g_2(S_1, S_2) = S_2 \left(\psi_2 - \frac{r_2}{K_2}(S_1 + S_2) \right) - \delta_2 S_2. \quad (15)$$

\square

Due to the biological context of the problem (1a)-(1b), we will show that the solutions of (1a)-(1b) are limited. Before that, however, we must look at the auxiliary system below,

$$\begin{cases} \frac{dZ_2}{dt}(t) = Z_2 \left(\psi_2 - \frac{r_2}{K_2} Z_2 \right) - \delta_2 Z_2, & t \neq k\tau, k \geq 0 \\ Z_2(t^+) = Z_2(t) + u_k, & t = k\tau, u_k \in U \\ Z_2(0^+) = S_2(0), \end{cases} \quad (16)$$

which reflects the behavior of individuals of species S_2 in the absence of individuals of species S_1 . In this system, we will show that for each initial condition $Z_2(0)$ and each set of releases U , there exists a unique τ -periodic solution that is globally asymptotically stable. This result is essential for establishing the bounds of the solutions and for analyzing the solution free of S_1 of the system (1a)-(1b).

Theorem 3. Given the auxiliary system (16), consider $Z_2(0) \geq 0$ and $u_k \in U$. Then, there exists a unique positive τ -periodic solution $\bar{Z}_2(t)$, expressed by:

$$\bar{Z}_2(t) = \frac{K_2 Z_2^+ e^{r_2(t-k\tau)}}{Z_2^+ (e^{r_2(t-k\tau)} - 1) + K_2}, \quad k\tau < t \leq (k+1)\tau, k \geq 0, \quad (17)$$

where,

$$Z_2^+ = \frac{1}{2} \left[(u_k + K_2) + \sqrt{(u_k + K_2)^2 + 4u_k K_2 e^{r_2\tau} - 4u_k K_2} \right], \quad k \geq 0. \quad (18)$$

Furthermore, the solution $\bar{Z}_2(t)$ is globally asymptotically stable.

The proof of (3) is given in the (A).

Corollary 1. *Let $\bar{Z}_2(t)$ be the τ -periodic solution of system (16). Then for every solution $Z_2(t)$ of problem (16),*

$$Z_2(t) \rightarrow \bar{Z}_2(t), \text{ as } t \rightarrow \infty, \quad (19)$$

where $\bar{Z}_2(t)$ is given by (17).

Proof. For every solution $Z_2(t)$ of the system (16), we have $Z_2(t) \rightarrow \bar{Z}_2(t)$ as $t \rightarrow \infty$ follows directly from the Theorem (3) that establishes the global asymptotic stability of $\bar{Z}_2(t)$. \square

Now, we can use the auxiliary system (16), the Theorem (3), and its Corollary (1) to bound $S_2(t)$, the solution corresponding to the species S_2 in the system (1a)-(1b). For the solution $S_1(t)$ we employ its relationship with the carrying capacity K_* , as mentioned in [12]. In this way, we prove the following lemma for the limitation of the S_1 species, followed by a theorem establishing the uniform boundedness of the solutions.

Lemma 1. *Let $(S_1(t), S_2(t))$ be a solution of system (1a)-(1b), with positive parameters, $u_k \in U$ and non-negative initial conditions. Then there exists a positive constant K_* that satisfies $S_1(t) \leq K_*$ for all $t \geq 0$.*

The proof of (1) is given in the (B).

Theorem 4. *Let $(S_1(t), S_2(t))$ be a solution of system (1a)-(1b), with positive parameters, $u_k \in U$ and non-negative initial conditions. Then $(S_1(t), S_2(t))$ is uniformly bounded.*

Proof. By hypothesis, the initial conditions are non-negative, by (1), we have that $S_1(t)$ and $S_2(t)$ are lower bounded by zero, for all $t \geq 0$, and by the Lemma (1), $K_* > 0$ is an upper bound for $S_1(t)$. Now, we will show that $S_2(t)$ is also upper bounded. To do this, first consider the second and fourth equation of the system (1a)-(1b), from which we get

$$\frac{dS_2}{dt}(t) \leq \frac{dZ_2}{dt}(t) \text{ and } S_2(0) = Z_2(0), \quad (20)$$

where Z_2 satisfies (16) and $Z_2(t)$ is bounded, since that for $t \neq k\tau$, the solution of the continuous ODE is bounded by $\max\{K_2, S_2(0)\}$, where K_2 represents the environmental carrying capacity. At the instants $t = k\tau$, the impulses add a term $u_k \in U$, which is upper-bounded by u_{\max} . Thus, immediately after the impulse, $Z_2(t^+) \leq \max\{K_2, S_2(0)\} + u_{\max}$. Therefore, $Z_2(t)$ remains bounded over time. By the Theorem (2) we have,

$$S_2(t) \leq Z_2(t). \quad (21)$$

Let $M_2 := \max\{K_2, S_2(0)\} + u_{\max}$, then $S_2(t) \leq M_2$ for all $t \geq 0$.

To show that the solutions are uniformly bounded, consider $V(t) = S_1(t) + S_2(t)$. Then, $V(t) \in \mathcal{V}_0$ and for some $\lambda > 0$ and $k\tau \leq t \leq (k+1)\tau$,

$$\begin{aligned} D^+V(t) + \lambda V(t) &= D^+S_1(t) + D^+S_2(t) + \lambda(S_1(t) + S_2(t)), \\ &= S_1(t) \left(\psi_1 - \frac{r_1}{K_1}(S_1(t) + S_2(t)) \right) \left(\frac{S_1(t)}{K_0} - 1 \right) - \delta_1 S_1(t) \\ &\quad + S_2(t) \left(\psi_2 - \frac{r_2}{K_2}(S_1(t) + S_2(t)) \right) - \delta_2 S_2(t) + \lambda(S_1(t) + S_2(t)) \\ &\leq (r_1 + \lambda)K_* + (r_2 + \lambda)M_2 := M_3. \end{aligned} \quad (22)$$

When $t = k\tau$, we have $V(k\tau^+) = V(k\tau) + u_k$, for $u_k \in U$. Then, by the Lemma 2.2 in [5],

$$\begin{aligned} V(t) &\leq V(0)e^{-\lambda t} + \int_0^t M_3 e^{-\lambda(t-s)} ds + \sum_{0 \leq k\tau \leq t} u_k e^{-\lambda(t-k\tau)}, \\ &\leq V(0)e^{-\lambda t} + \frac{M_3}{\lambda}(1 - e^{-\lambda t}) + \sum_{0 \leq k\tau \leq t} u_{max} e^{-\lambda(t-k\tau)}. \end{aligned} \quad (23)$$

Thus, when $t \rightarrow \infty$

$$V(t) \leq \frac{M_3}{\lambda} + u_{max} \frac{e^{\lambda\tau}}{(e^{\lambda\tau} - 1)}. \quad (24)$$

In this way, we have $V(t)$ uniformly bounded and due to its definition, we have that each positive solution $S_1(t)$ and $S_2(t)$ of the system (1a)-(1b) is uniformly bounded. \square

With the aid of Theorem (3), we can demonstrate the existence of a unique periodic solution without individuals of species S_1 for the system (1a)-(1b).

Theorem 5. *Let S_1 and S_2 be non-negative initial conditions, and $u_k \in U$. Then, $(0, \bar{S}_2(t))$ is the unique positive τ -periodic, S_1 -free solution of system (1a)-(1b).*

Proof. Note that when $S_1(t) = 0$, we have $\frac{dS_2}{dt} = \frac{dZ_2}{dt}$, where $\frac{dZ_2}{dt}$ corresponds to the first equation of system (16), with solution given by (63). Therefore, by applying Theorem (3), we conclude that $(0, \bar{S}_2(t))$ is the unique periodic S_1 -free solution of system (1a)-(1b), where $\bar{S}_2(t) = \bar{Z}_2(t)$ for all $t \geq 0$. \square

3.3 Stability of S_1 -free periodic solution

Due to the Allee effect described in the equation for S_1 species, we observed in the previous section that when $S_1(0) < K_b$, the S_1 species tend to disappear without external intervention. Therefore, it is crucial to analyze the stability of the solution $(0, \bar{S}_2(t))$ when $S_1(0) > K_b$. Studying the behavior of this solution is essential for understanding the viability of S_2 species survival in the environment.

In this section, we will investigate the stability of the periodic solution with no individuals of S_1 species in the system (1a)-(1b). Initially, we will demonstrate that this solution is always locally stable using Floquet theory for the stability of periodic solutions. Furthermore, we will show that this solution can also be globally stable under some conditions.

Theorem 6. *The S_1 -free periodic solution $(0, \bar{S}_2(t))$ of the system (1a)-(1b) is locally asymptotically stable.*

The proof of (6) is given in the (C).

Similar to the previous result, we present a theorem that establishes the conditions under which $(0, \bar{S}_2(t))$ is a global attractor.

Theorem 7. *The S_1 -free periodic solution $(0, \bar{S}_2(t))$ is globally asymptotically stable if,*

$$S_2(t) > K_1. \quad (25)$$

Proof. As a consequence of the second equation of the model, we obtain (1a) that,

$$\frac{dS_2}{dt} \leq \left(\psi_2 - \frac{r_2}{K_2} S_2 \right) S_2 - \delta_2 S_2, \quad (26)$$

then we can use the auxiliary system (16) for comparison, which we saw in the Corollary (1) that,

$$\lim_{t \rightarrow \infty} Z_2(t) = \bar{Z}_2(t). \quad (27)$$

Thus, for small enough $\epsilon > 0$, there exists $t_1 > 0$ such that

$$Z_2(t) < \bar{Z}_2(t) + \epsilon, \text{ for all } t > t_1. \quad (28)$$

As $S_2(t) \leq Z_2(t)$, $Z_2(t) < \bar{Z}_2(t) + \epsilon$ and $S_2(0) = Z_2(0)$, it follows from the Comparison Theorem (1) that

$$S_2(t) \leq \bar{Z}_2(t) + \epsilon, \forall t > t_1. \quad (29)$$

Furthermore, since we are considering $S_1(0) > K_b > K_0$, then $\left(\frac{S_1}{K_0} - 1\right) > 0$, as we want stability for the equilibrium solution $S_1(t) = 0$, we must adjust $-\frac{r_1}{K_1}S_2(t)$ such that

$$\left(\psi_1 - \frac{r_1}{K_1}(S_1 + S_2)\right) \left(\frac{S_1}{K_0} - 1\right) < \delta_1, \quad (30)$$

then

$$\psi_1 - \frac{r_1}{K_1}(S_1 + S_2) < \frac{\delta_1}{\left(\frac{S_1}{K_0} - 1\right)}, \quad (31)$$

and for large enough S_1 ,

$$\psi_1 - \frac{r_1}{K_1}S_2 < \delta_1, \quad (32)$$

that is

$$S_2 > K_1, \quad (33)$$

since $r_1 = \psi_1 - \delta_1$ by model hypothesis. Then, replacing (33) in the first equation of system (1a) we have,

$$\frac{dS_1}{dt} \leq S_1 \left[\left(\psi_1 - \frac{r_1}{K_1}(S_1 + K_1)\right) \left(\frac{S_1}{K_0} - 1\right) - \delta_1 \right], \quad (34)$$

in this way we can consider the next equation for comparison

$$\begin{cases} \frac{dZ_1}{dt} = Z_1 \left[\left(\psi_1 - \frac{r_1}{K_1}(Z_1 + K_1)\right) \left(\frac{Z_1}{K_0} - 1\right) - \delta_1 \right], \\ Z_1(0) = S_1(0), \end{cases} \quad (35)$$

which $Z_1(t) \rightarrow 0$ as $t \rightarrow \infty$. Consequently, by the Comparison Theorem, if condition (33) is satisfied, then for a sufficiently small $\epsilon > 0$, there exists $t_2 > t_3$ such that

$$S_1(t) \leq Z_1(t) \leq \epsilon, t > t_2. \quad (36)$$

Now, substituting $S_1(t) \leq \epsilon$ in the second equation of system (1a) we have,

$$\begin{cases} \frac{dS_2}{dt}(t) \geq S_2 \left(\psi_2 - \frac{r_2}{K_2}(\epsilon + S_2)\right) - \delta_2 S_2, & t \neq k\tau, k \geq 0 \\ S_2(t^+) = S_2(t) + u_k, & t = k\tau, u_k \in U \\ S_2(0^+) = S_2(0). \end{cases} \quad (37)$$

Due to the continuity of the right side of the equation and analogously to the (3), we conclude that for $\epsilon > 0$ small enough, there exists $t_3 > t_2$ such that

$$\bar{S}_2(t) - \epsilon \leq S_2(t), t > t_3. \quad (38)$$

Finally, if (33) is satisfied, then for $\epsilon > 0$ we have,

$$0 \leq S_1(t) \leq \epsilon \text{ and } \bar{S}_2(t) - \epsilon \leq S_2(t) \leq \bar{S}_2(t) + \epsilon, \quad t > t_3. \quad (39)$$

Letting $\epsilon \rightarrow 0$,

$$S_1(t) \rightarrow 0 \text{ and } S_2(t) \rightarrow \bar{S}_2(t), \text{ as } t \rightarrow \infty. \quad (40)$$

Therefore, if (33) is fulfilled, then $(0, \bar{S}_2(t))$ is globally asymptotically stable. \square

3.4 A method to select u_k (a sufficient condition)

In this subsection, we employ the global stability condition (25) to determine the appropriate number of S_2 individuals, u_k , to be released in order to ensure that the S_2 population stabilizes while driving the S_1 population to extinction. Let,

$$\bar{S}_2(t) = \frac{K_2 Z_2^+ e^{r_2(t-k\tau)}}{Z_2^+ (e^{r_2(t-k\tau)} - 1) + K_2}, \quad k\tau < t \leq (k+1)\tau, \quad k \geq 0, \quad (41)$$

where Z_2^+ depends on u_k and is defined in (18). Then, at $t = (k+1)\tau$, we have

$$\bar{S}_2^{max} = \frac{K_2 Z_2^+ e^{r_2\tau}}{Z_2^+ (e^{r_2\tau} - 1) + K_2}, \quad (42)$$

such that

$$\bar{S}_2^{max} \geq \bar{S}_2(t), \quad \forall t \geq 0. \quad (43)$$

For the solution $(0, \bar{S}_2(t))$ to be globally asymptotically stable, we must have $\bar{S}_2(t) > K_1$, then

$$\bar{S}_2^{max} \geq K_1, \quad (44)$$

thus, after some algebraic manipulations, we obtain the following sufficient condition to stabilize the S_2 population and lead the S_1 population to zero:

$$u_k > \eta(\tau), \quad \forall \tau \geq 0, \quad (45)$$

where

$$\eta(\tau) = \frac{(e^{r_2\tau} - 1)\phi(\tau)(\phi(\tau) - K_2)}{K_2 + \phi(\tau)(e^{r_2\tau} - 1)} \text{ and } \phi(\tau) = \frac{K_1 K_2}{e^{r_2\tau} K_2 - K_1(e^{r_2\tau} - 1)}. \quad (46)$$

However, we observe that $\eta(\tau)$ can assume negative values for certain values of $\tau > 0$. Considering that the biological application of this work is based on a context where u_k is positive, we define $u_k > \sup_{\tau \geq 0} \eta(\tau) > 0$ for the values of τ where $\eta(\tau)$ is negative. We will then demonstrate the existence of such a supremum for $\tau \geq 0$.

Proposition 3. *Let $\eta(\tau)$ and $\phi(\tau)$ be defined for $\tau \geq 0$ as given in (46). Then, there exists a supremum of $\eta(\tau)$ for $\tau \geq 0$.*

Proof. Indeed the function $\eta(\tau)$ is continuous and differentiable on the interval $[0, \infty)$. When $\tau \rightarrow 0$, $\phi(\tau) \rightarrow K_1$ and $\eta(\tau) \rightarrow 0$, and as $\tau \rightarrow \infty$, $\phi(\tau) \rightarrow 0$ and $\eta(\tau) \rightarrow 0$. Despite the interval being unbounded above, the behavior of $\eta(\tau)$ suggests that it attains a local maximum, implying that the supremum exists at some point

$\tau = \tau_{max}$. \square

The analysis realized in this section revealed the conditions for the global stability of the S_1 -free solution, providing a solid theoretical foundation for the dynamic behavior of the impulsive model. In the next section, we address the optimal control problem, where the previously introduced model is used as the control system, and the results obtained here are crucial to ensuring the existence of an optimal solution. This problem is formulated to determine strategies that maximize the effectiveness of population dynamics control. The numerical results of these approaches, as well as their implications, will be presented in Section (5).

4 Impulsive optimal control problem

After ensuring the existence, uniqueness, and limitation of the system solutions (1a)-(1b), the focus becomes the fixation of the S_2 species with the lowest possible intervention cost. The control problem is formulated taking into account the release of S_2 individuals through impulsive control actions. Thus, the question to be solved is:

What is the minimum number of individuals of S_2 species that must be released for a fixed frequency to ensure their fixation in the target location, while minimizing intervention costs?

To answer this question, we formulate an optimal control problem where the control actions are impulsive releases. The objective is to find the control strategy that defines the optimal number of individuals of S_2 species to be released in each fixed period, in order to minimize total intervention costs and ensure the fixation of S_2 species in the target population.

This control approach is designed to be implemented within a finite time interval, denoted by $[0, T]$, where T represents the final time of the intervention. During this interval, it is possible to perform up to N releases, each being an element of the set of admissible controls, defined by $\bar{U} := \{u_k \in \mathbb{R} \mid 0 \leq u_k \leq u_{max}, k = 1, 2, \dots, N\}$ where u_{max} satisfies $u_{max} \geq \sup_{0 < \tau \leq T} \eta(\tau)$, with $\eta(\tau)$ specified in the previous section.

Given this framework, the optimal control problem can be formulated as follows: Find optimal $u^* = (u_k^*)_{k=1}^N$, $u_k \in \bar{U}$ that minimize the cost functional

$$J(u) = C \sum_{k=1}^N u_k, \quad (47)$$

subject to

$$\begin{cases} \frac{dS_1}{dt} = S_1 \left(\psi_1 - \frac{r_1}{K_1}(S_1 + S_2) \right) \left(\frac{S_1}{K_0} - 1 \right) - \delta_1 S_1, \\ \frac{dS_2}{dt} = S_2 \left(\psi_2 - \frac{r_2}{K_2}(S_1 + S_2) \right) - \delta_2 S_2, \end{cases} \quad \text{if } t \neq k\tau, k = 1, 2, \dots, N \quad (48)$$

$$\begin{cases} S_1(t^+) = S_1(t), \\ S_2(t^+) = S_2(t) + u_k, \end{cases} \quad \text{if } t = k\tau, k = 1, 2, \dots, N \quad (49)$$

$$\begin{cases} S_1(T) < K_b \end{cases} \quad (50)$$

with initial conditions:

$$S_1(0) \geq 0 \text{ and } S_2(0) \geq 0. \quad (51)$$

The condition $u_{max} \geq \sup_{0 < \tau \leq T} \eta(\tau)$ is established to ensure that there exists at least one value of u_k capable of solving the problem described in equations (47)-(50), as will be demonstrated in (4). In this way, we were able to determine an optimal release strategy for each fixed period, minimizing the number of individuals of S_2 and, consequently, the costs associated with this control policy. To this end, we consider the following aspects regarding the control problem we are working on:

- i. The objective function $J(u)$ accounts for the sum of all releases, along with a constant C that represents the costs of the intervention;
- ii. $J(u)$ is subject to the dynamics of the model defined by equations (48)-(49), which characterize the control system;
- iii. The constraint (50) aims to adjust the S_1 population at the final time T to the threshold K_b , related to the Allee effect (see [8, 12]), to ensure the fixation of S_2 species.

Next, we present a proposition that demonstrates that \bar{U} is a non-empty set that satisfies the final constraint of the problem and is compact. This property is crucial to ensure a viable solution within the established conditions.

Proposition 4. *The set of admissible controls \bar{U} is non-empty and compact.*

Proof. In Section (3.2), we showed that the system of equations (48)-(49) is well-posed for any $u_k \in U$. Since $\bar{U} \subset U$, we conclude that the system is also well-posed for any $u_k \in \bar{U}$, ensuring the existence of a unique solution.

By hypothesis, we have $u_k \geq \sup_{0 < \tau \leq T} \eta(\tau)$, where $\eta(\tau)$ is an auxiliary function given in equation (46). We choose $k^* \in \{1, \dots, N\}$ such that $u_{k^*} = \sup_{0 < \tau \leq T} \eta(\tau)$. Thus, we have $S_2 > K_1$ for this choice, as shown in Theorem (7), where K_1 is related to the carrying capacity for S_1 species.

Analyzing the dynamics of S_1 species, given by

$$\frac{dS_1}{dt} = S_1 \left(\psi_1 - \frac{r_1}{K_1}(S_1 + S_2) \right) \left(\frac{S_1}{K_0} - 1 \right) - \delta_1 S_1, \quad (52)$$

with $S_2 > K_1$, the term $\frac{r_1}{K_1}(S_1 + S_2)$ contributes to a negative growth rate for S_1 , implying that S_1 tends to zero in finite time. Therefore, the constraint $S_1(T) < K_b$ is satisfied for the control u_{k^*} .

Finally, since $u_k \in [0, u_{\max}]$, the set \bar{U} is a closed and bounded subset of \mathbb{R} , which guarantees that \bar{U} is compact.

Thus, we conclude that \bar{U} is non-empty and compact, with at least one control $u_{k^*} \in \bar{U}$ that satisfies the control system (48)-(49) and the inequality constraint (50). \square

Based on Theorem (5.1) in Section (III) of [10], we present the following theorem that guarantees the existence of the optimal control for the problem at hand.

Theorem 8 (Existence of Optimal Control). *Consider the problem described in (47)-(50). If the following conditions are satisfied:*

1. *The set of admissible controls \bar{U} is non-empty and compact;*
2. *The control system (48)-(49) is well-posed for each $u_k \in \bar{U}$;*
3. *The solutions of the system (48)-(49) are uniformly bounded for each $u_k \in \bar{U}$;*
4. *The cost functional $J(u) = C \sum_{k=1}^N u_k$ is continuous in u .*

Then, there exists an optimal control $u^ = (u_k^*)_{k=1}^N$ with $u_k^* \in \bar{U}$ that minimizes the cost functional $J(u)$, satisfying the dynamic equations and constraints of the problem.*

Proof. The first condition has already been verified in Proposition (4). In Subsection (3.2), we established the existence, uniqueness, positivity, and uniform boundedness of the solutions to the system (48)-(49) for each $u_k \in \bar{U} \subset U$, which satisfies the second and third condition. Additionally, the functional $J(u)$ is a linear sum of the control variables $u_k \in \bar{U}$, where \bar{U} is compact. Thus, $J(u)$ is continuous in u . Therefore, there exists an optimal control $u^* = (u_k^*)_{k=1}^N$ with $u_k^* \in \bar{U}$ that minimizes the cost functional $J(u)$, satisfying the problem constraints described in (47)-(50). \square

Based on these results, for any initial configuration of the system, it is possible to find an optimal control policy that satisfies the necessary conditions, ensuring the viability of the proposed solution. In the next section, we present the numerical results of this work.

5 Numerical Results

This section presents the numerical results obtained to validate the theoretical findings and investigate the behavior of the optimal control problem through numerical simulations. First, we assess the consistency of the theoretical results by comparing them with numerical approximations. Then, we explore the numerical solution of the optimal control problem, illustrating how the proposed approach performs under different parameter configurations, and highlighting key observations. All simulations use the parameters detailed in Table (1) ([12]) below.

Table 1. Parameters for the model (1a)-(1b)

Parameter	Value	Range	Description
ψ_1	0.32667	0.28 - 0.38	Birth rate of species S_1
ψ_2	0.21333	0.18 - 0.25	Birth rate of species S_2
δ_1	0.03333	1/8 - 1/42	Death rate of species S_1
δ_2	0.06666	2/8 - 2/42	Death rate of species S_2
K_1	374	-	Related to the carrying capacity of S_1
K_2	300	-	Carrying capacity of species S_2
K_0	30	-	Threshold population for species interaction

For the simulations, we exemplify the species in question, with S_1 representing wild female *Aedes aegypti* mosquitoes and S_2 representing female mosquitoes infected with *Wolbachia* bacteria [3, 15, 42]. The model with which we are working, without impulse control, was proposed by [12] and applied in the context of *Wolbachia* for mosquito control. Here, we extend this model to handle any two species or subspecies, as long as their populations satisfy the conditions (2) and (3). For example, we return to the specific case of *Wolbachia*.

5.1 Numerical consistency of theoretical results

To ensure a comprehensive assessment of the dynamics between species S_1 and S_2 (wild and infected female mosquitoes of *Aedes aegypti*), we performed simulations with four different initial conditions. The specific objective of this subsection is to demonstrate the global stability of the solution $(0, \bar{S}_2(t))$, based on the condition derived from Theorem (7).

The simulations were conducted over a period of 180 days, using the parameters listed in Table (1), with Python and its libraries ensuring precision and efficiency in solving the equation system. We implemented the fourth-order Runge-Kutta method using the NumPy library, along with some adaptations to incorporate the jump, providing a robust numerical solution.

The simulation results are presented in Figures (1), (2), (3), where each figure is divided into two images. These pairs illustrate an analysis of the global stability of the mosquito-free solution of wild females for different release periods τ .

Figures (1)(a) and (1)(b) illustrate situations where global stability is not achieved. This is consistent with the result presented in Theorem (7), as in both cases the number of infected females S_2 released in each period τ does not satisfy the sufficient condition $u_k > \eta(\tau)$ to ensure global stability. For example, in Figure (1)(a), with $\tau = 7$ and a constant release sequence of $u_k = 100, \forall k > 0$, the release value does not meet the threshold derived in the previous subsection, since $\eta(7) \approx 300$. A similar situation occurs in Figure (1)(b), where for $\tau = 14$ and $u_k = 200, \forall k > 0$, the release does not satisfy the sufficient condition for global $(0, \bar{S}_2(t))$ stability given in (45).

In contrast, Figures (2)(c) and (2)(d) illustrate situations where global stability is achieved. This occurs when the number of individuals released in each period τ is increased to satisfy the sufficient condition given in (45), as established in (3) through

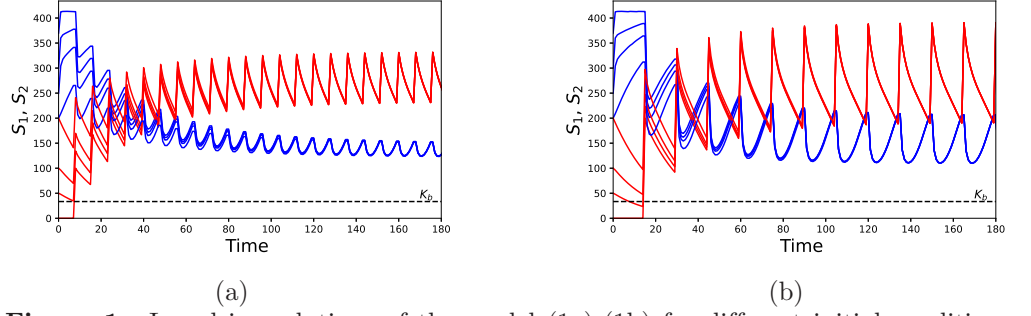


Figure 1. Impulsive solutions of the model (1a)-(1b) for different initial conditions. In Figure (a), the release amount is $u_k = 100$, with $\tau = 7$ ($u_k < \eta(7)$), and in Figure (b), the release amount is $u_k = 200$, with $\tau = 14$ ($u_k < \sup_{\tau \geq 0} \eta(\tau)$). In both cases, the S_1 -free solution does not attain global stability. The dynamics of wild *Aedes aegypti* female mosquitoes S_1 are represented in blue, while those infected with *Wolbachia* S_2 are represented in red.

Theorem (7). Specifically, in Figure (2)(c), for $\tau = 7$, and (2)(d), for $\tau = 14$, the release was adjusted to constant sequences of $u_k = 300$ and $u_k = 43760$, $\forall k > 0$, respectively, both of which satisfy the stability condition in (45).

Figures illustrate how a constant period release, τ , and the quantity released, u_k , directly influence the population dynamics of wild female *Aedes aegypti* mosquitoes (S_1) and those infected with *Wolbachia* (S_2). For example, in Figures (3)(e) and (3)(f), we observe the effect when a constant release sequence of $u_k = 80$, $\forall k > 0$, is applied with two different release periods: $\tau = 3$ in Figure (3)(e) and $\tau = 7$ in Figure (3)(f). In Figure (3)(e), global stability of the solution $(0, \bar{S}_2(t))$ is achieved, as

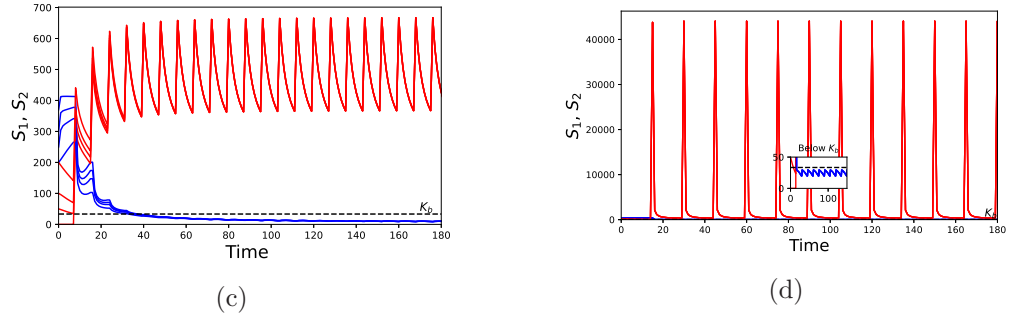


Figure 2. Impulsive solutions of the model (1a)-(1b) for different initial conditions. In Figure (c), the release amount is $u_k = 300$, with $\tau = 7$ ($u_k > \eta(7)$), and in Figure (d), the release amount is $u_k = 43760$, with $\tau = 14$ ($u_k > \sup_{\tau \geq 0} \eta(\tau)$). In both cases, the S_1 -free solution attain global stability. The dynamics of wild *Aedes aegypti* female mosquitoes S_1 are represented in blue, while those infected with *Wolbachia* S_2 are represented in red.

$u_k = 80 > \eta(3) \approx 60$, $\forall k > 0$. Conversely, in Figure (3)(f), where $u_k = 80 < \eta(7) \approx 300$, $\forall k > 0$, global stability of the solution is not attained.

Based on the simulations performed, the dependence between τ and u_k underscores the importance of carefully balancing the frequency and quantity of releases, as both parameters directly impact the success in achieving global system stability. Notably, as the interval between releases increases, the required number of individuals to be

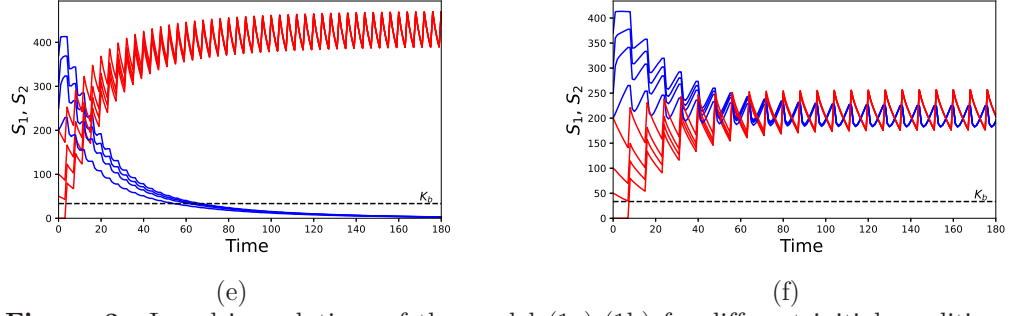


Figure 3. Impulsive solutions of the model (1a)-(1b) for different initial conditions. In Figures (e) and (f), the release amount is $u_k = 80$, with $\tau = 3$ ($u_k > \eta(3)$) and $\tau = 7$ ($u_k < \eta(7)$), respectively. In the first case, the S_1 -free solution attains global stability, while in the second case it does not. The dynamics of wild *Aedes aegypti* female mosquitoes S_1 are shown in blue, and those infected with *Wolbachia* S_2 are shown in red.

released also rises. Furthermore, considering the model conditions and the parameters presented in Table (1), we observe that in all implemented scenarios, particularly for $\tau = 14$ with $\eta(14) < 0$, as shown in Figure (2)(d), the release value $u_k = 43760$ which is large than $\sup_{\tau \geq 0} \eta(\tau) \approx 43759.89$, thereby satisfying the condition for global stability.

However, Figure (2)(d) implies that this amount might exceed the necessary to eliminate the S_1 population.

These observations suggest the sufficiency of the condition (45) to guarantee the global stability of S_1 -free solution, but this condition may not be strictly necessary. For example, in Figure (4)(g) and (4)(h), we observe that the global stability of the wild female free solution S_1 is attained with constant sequences of releases of $u_k = 200$ and $u_k = 600$, $\forall k > 0$, for $\tau = 7$ and $\tau = 14$, respectively.

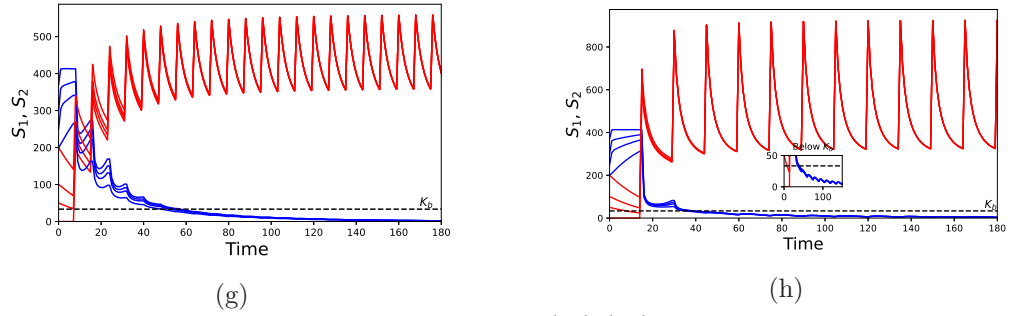


Figure 4. Impulsive solutions of the model (1a)-(1b) for different initial conditions. In Figure (g), the release amount is $u_k = 200$, with $\tau = 7$ ($u_k < \eta(7)$), and in Figure (h), the release amount is $u_k = 600$, with $\tau = 14$ ($u_k < \sup_{\tau \geq 0} \eta(\tau)$). In both cases, even without satisfying the condition (45), the S_1 -free solution attains global stability. The dynamics of wild *Aedes aegypti* female mosquitoes S_1 are represented in blue, while those infected with *Wolbachia* S_2 are represented in red.

These simulations provide a deeper understanding of the conditions that either ensure or compromise the system's stability. Furthermore, we observed that it is possible to release fewer infected females and still achieve global stability. However, condition (45) does ensure the global stability of the solution $(0, \bar{S}_2(t))$.

Finally, we compared the simulation results with the theoretical analysis,

confirming the validity of our results for the impulsive model studied. Additionally, we highlighted the need for an optimization strategy for the release process that minimizes intervention costs while ensuring the fixation of *Wolbachia*-infected females in the target area, a topic that will be further explored in the next subsection.

5.2 Impulsive optimal control solutions

After ensuring the existence of a solution for the problem (47)-(50), we used Gekko, an optimization package in Python widely used to solve problems involving dynamic programming, optimal control, and nonlinear optimization [9].

The following presents simulations of the problem (47) – (50). As in the simulations from the previous subsection, S_1 represents the wild *Aedes aegypti* females, and S_2 represents the females infected with the *Wolbachia* bacterium. Using the parameters listed in Table (1) and the constant $C = \frac{1}{200}$, we simulated four scenarios by varying the release interval τ . The values of τ for each scenario are: $\tau = 7$ (Case 1), $\tau = 14$ (Case 2), $\tau = 21$ (Case 3), and $\tau = 30$ (Case 4).

For each case, the final intervention time T also varies, taking the values $T = 300$, $T = 180$, $T = 100$, and $T = 70$. Additionally, for each T , we present the corresponding release amounts u_k over time.

We conducted multiple simulations to thoroughly investigate the dynamics and identify the most effective strategies, comparing results across different release intervals τ and intervention times T . This approach aimed to determine, for each combination of τ and T , the optimal release strategy required to achieve the proposed objectives, which include minimizing costs and ensuring the dominance of the infected population S_2 .

- **Case 1:** $\tau = 7$. In the first simulation case, we set the time interval between releases at $\tau = 7$. In Table (2), we present the values obtained in this simulation, including the total sum of the released u_k values and the minimum value of the functional for each of the four final times T considered. Figure (5) illustrates the dynamics of the wild mosquito female population S_1 (in blue) and the infected population S_2 (in red) over time for each of the final times considered, together with the corresponding values of the releases u_k . We observe that the maximum number of infected females released at a time may be smaller for a longer final time than other intervention periods, as the system has more time to converge to the desired solution.

Table 2. Numerical optimization results for Case 1 ($\tau = 7$).

T	$\sum u_k$	$\min J(u)$
300	2949.52	14.75
180	1243.07	6.22
100	1126.62	5.63
70	908.66	4.54

Table 3. Numerical optimization results for Case 2 ($\tau = 14$).

T	$\sum u_k$	$\min J(u)$
300	3604.23	18.02
180	1677.15	8.39
100	1109.34	5.55
70	1110.13	5.55

- **Case 2:** $\tau = 14$. For the second simulation case, we choose the period releases at $\tau = 14$. Similar to Case 1, we present the results obtained in Table (3), for each of the four final times T considered. Figure (6) shows the dynamics of the wild female population S_1 and the infected population S_2 over time for each of the final times considered, along with the corresponding values of the releases u_k . Compared to the first case, we observe that by increasing the release interval τ , in most cases it becomes necessary to increase the maximum number of infected females released at a period so that the wild females remain below their survival threshold K_b . However, when comparing Cases 1 and 2 with $T = 100$, we see that the total sum of the released

infected females was smaller in Case 2, even with the increase in the maximum number released at a period.

- **Case 3:** $\tau = 21$. In this case, Figure (7) illustrates the dynamics of problem (47)-(50) with $\tau = 21$, and the results are summarized in Table (4). Compared to the previous cases, we continue to observe an increase in the maximum number released per period. However, the relationship between the minimum value of the functional varies across the three cases. For example, in Case 3, for $T = 180$ and $T = 100$, the minimum values of the functional were 11.42 and 6.47, respectively, which were higher than those obtained in Cases 1 and 2. Conversely, for the other final times, the opposite trend was observed.

Table 4. Numerical optimization results for Case 3 ($\tau = 21$).

T	$\sum u_k$	$\min J(u)$
300	2918.42	14.59
180	2283.66	11.42
100	1294.69	6.47
70	1106.70	5.53

Table 5. Numerical optimization results for Case 4 ($\tau = 30$).

T	$\sum u_k$	$\min J(u)$
300	3788.17	18.94
180	2081.34	10.41
100	1256.42	6.28
70	873.47	4.37

- **Case 4:** $\tau = 30$. We consider $\tau = 30$ for the final case, with the numerical results summarized in (5). Figure (8) illustrates the dynamics of problem (47)-(50). Compared to previous cases, for $T = 300$, this scenario required the largest total number of infected females to be released, with a total of 3788.17, while Case 3 showed the smallest total release. Furthermore, in Case 4 with $T = 70$, we observe that only a single release of $u_k = 873.47$ was sufficient to bring the wild female population to its survival threshold, ensuring the fixation of infected females in the target location.

We can also compare the results for $T = 180$, where the highest number of releases was observed for $\tau = 21$, while the lowest occurs for $\tau = 7$.

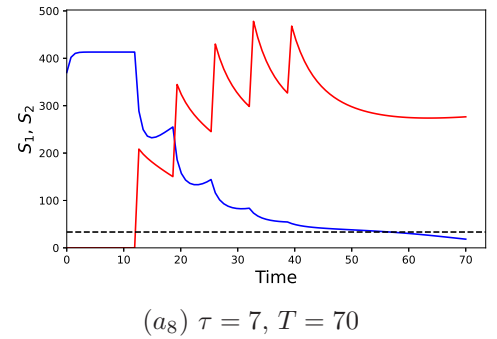
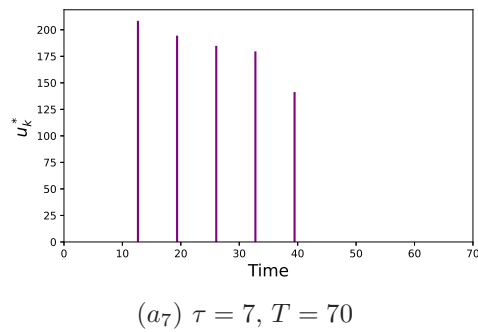
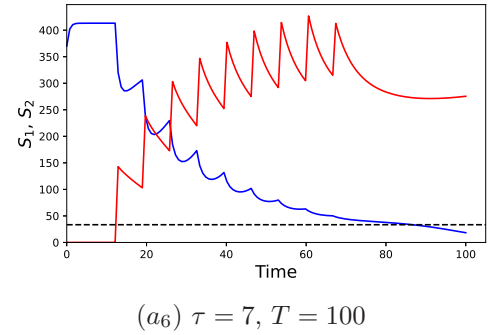
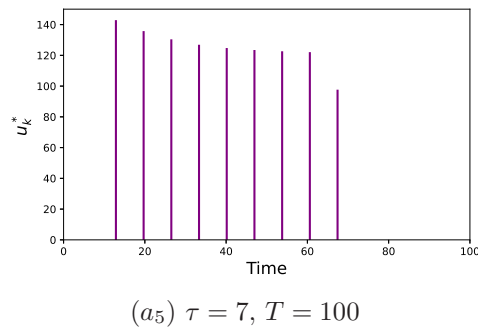
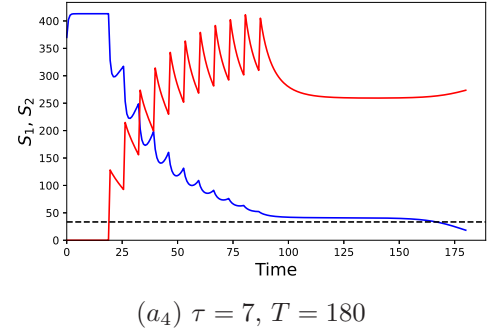
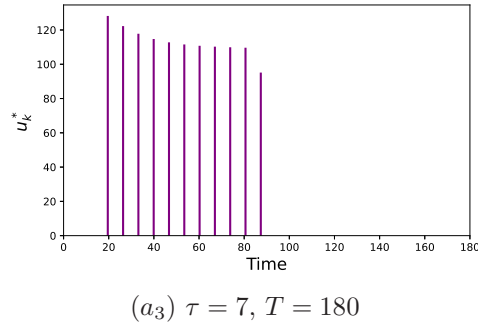
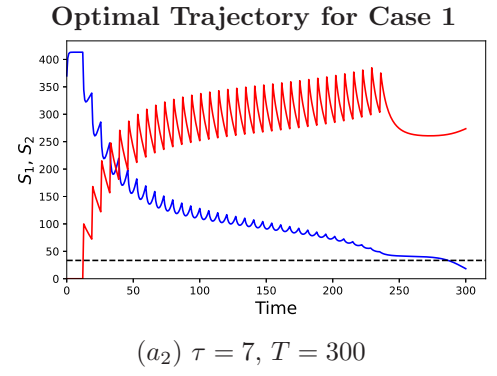
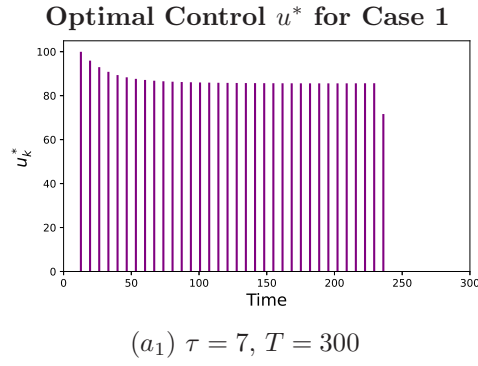
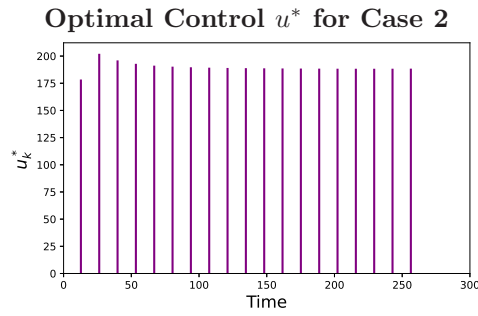
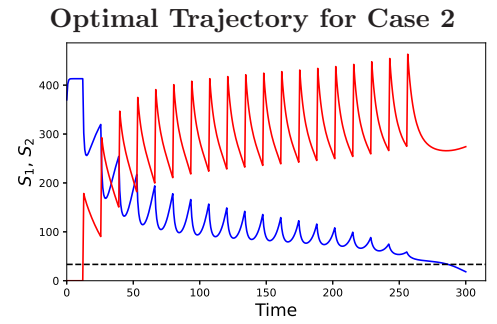


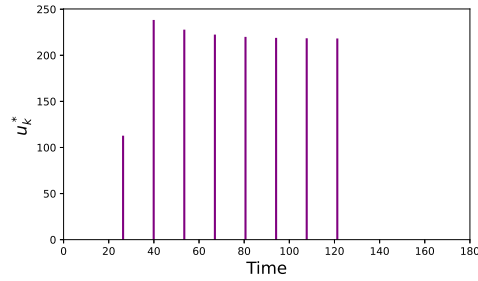
Figure 5. Optimal controls and trajectories for Case 1 with initial condition $(K_1, 0)$.



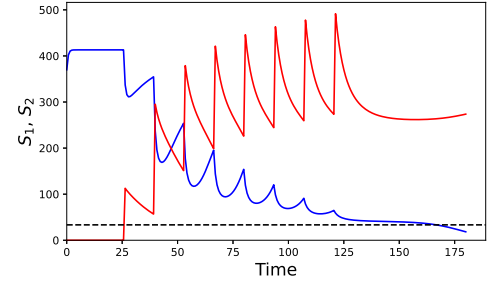
(b_1) $\tau = 14, T = 300$



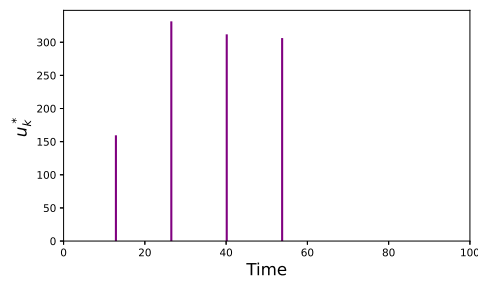
(b_2) $\tau = 14, T = 300$



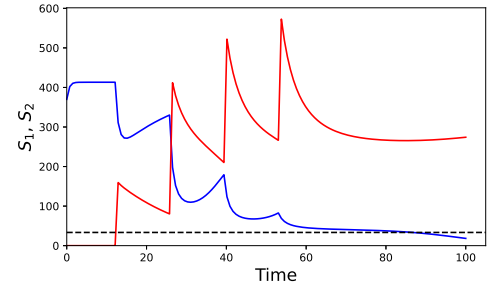
(b_3) $\tau = 14, T = 180$



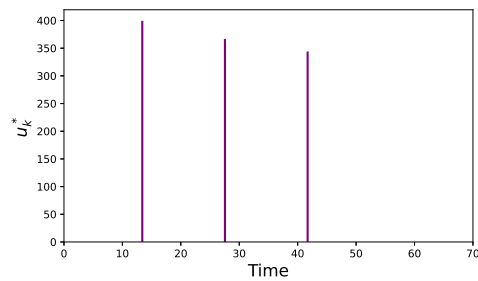
(b_4) $\tau = 14, T = 180$



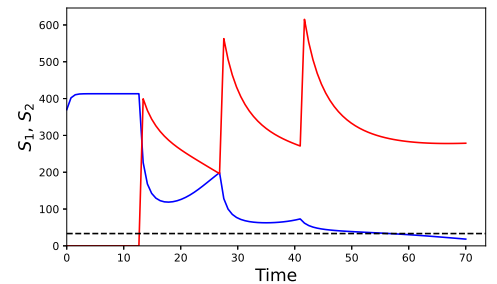
(b_5) $\tau = 14, T = 100$



(b_6) $\tau = 14, T = 100$

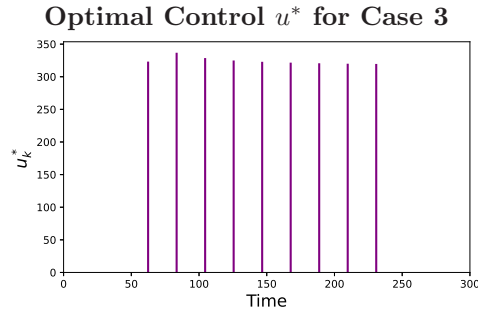


(b_7) $\tau = 14, T = 70$

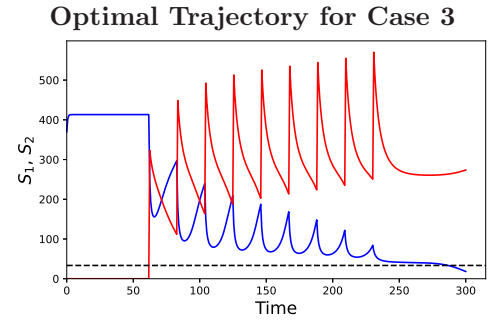


(b_8) $\tau = 14, T = 70$

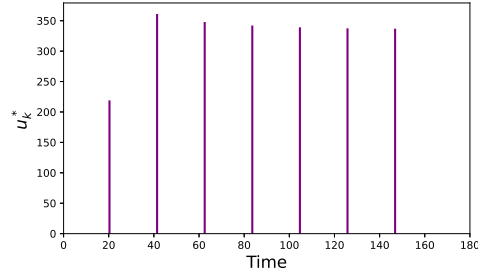
Figure 6. Optimal controls and trajectories for Case 2 with initial condition $(K_1, 0)$.



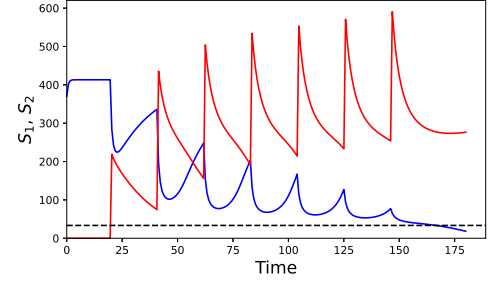
(c_1) $\tau = 21, T = 300$



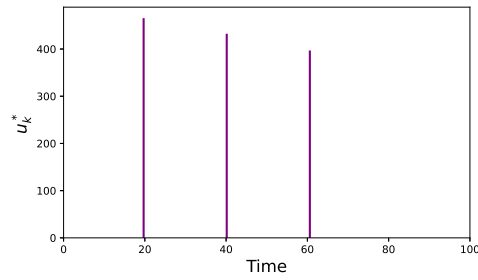
(c_2) $\tau = 21, T = 300$



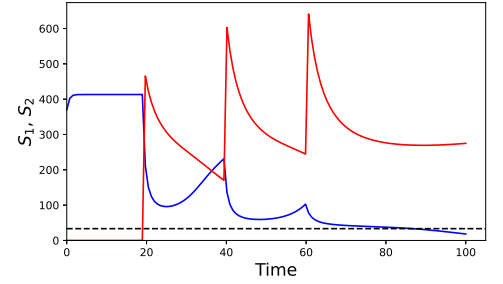
(c_3) $\tau = 21, T = 180$



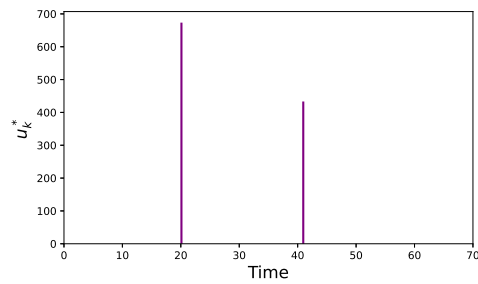
(c_4) $\tau = 21, T = 180$



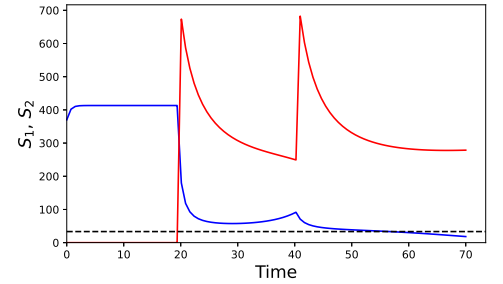
(c_5) $\tau = 21, T = 100$



(c_6) $\tau = 21, T = 100$



(c_7) $\tau = 21, T = 70$



(c_8) $\tau = 21, T = 70$

Figure 7. Optimal controls and trajectories for Case 3 with initial condition $(K_1, 0)$.

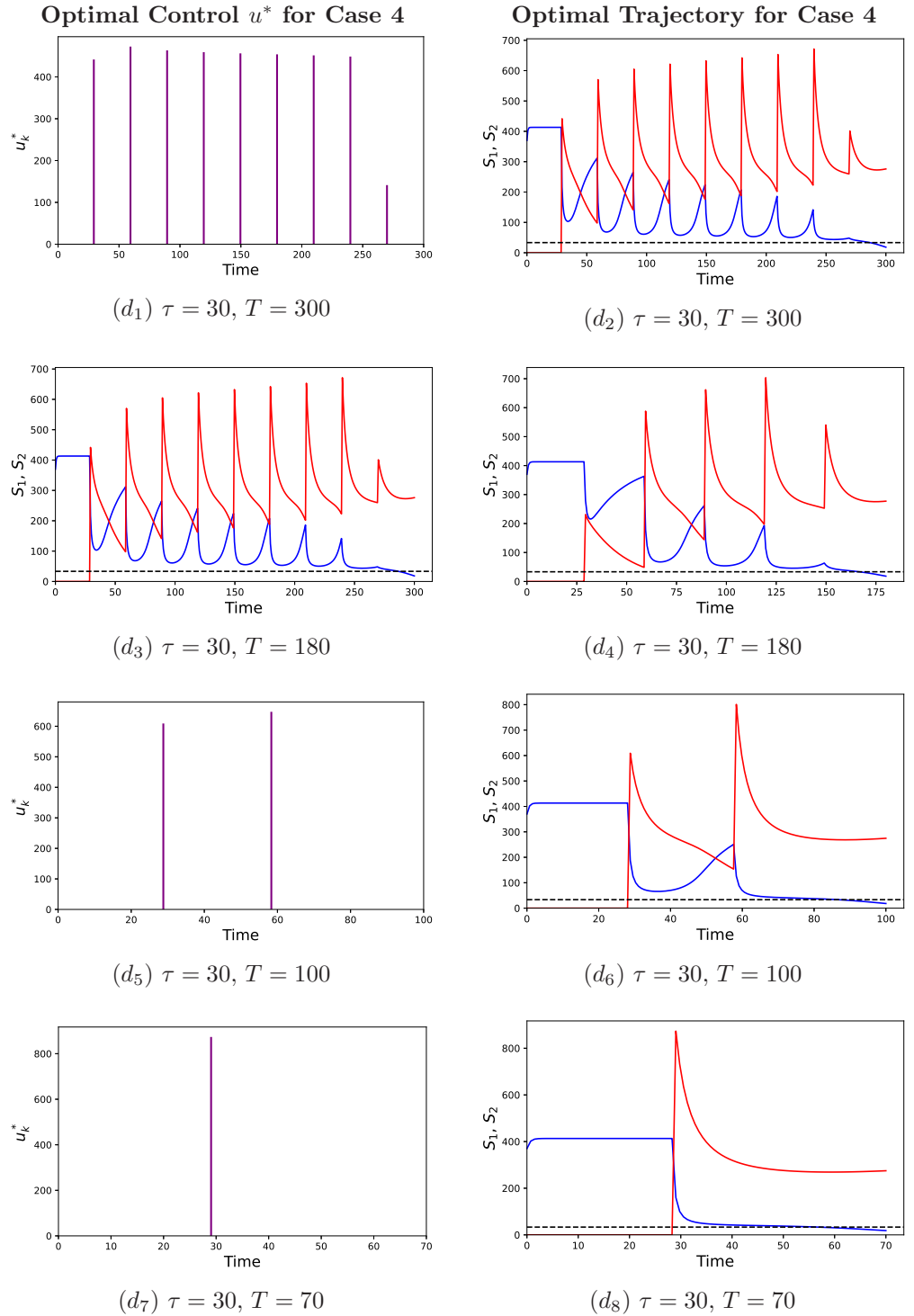


Figure 8. Optimal controls and trajectories for Case 4 with initial condition $(K_1, 0)$.

These simulations showed a strong relationship between the impulse periods τ , the amount to be released u_k , and the final time proposed. The more spaced out these periods are, the greater the number of infected females that need to be released at a time. However, longer intervals between releases and more individuals released per event do not necessarily result in a higher cost for the functional.

This underscores the importance of conducting simulations with multiple cases, varying parameters such as τ and T , to derive different optimal strategies. These strategies can then be compared, allowing us to determine the best one to apply, depending on existing conditions, such as the total time available and the number of infected females available for implementing the control approach. In conclusion, the simulation results demonstrate the effectiveness of the optimal control strategy in releasing females infected with Wolbachia.

6 Final Remarks

This study presents a mathematical framework to explore the dynamics of two competing species under impulsive release strategies. By adapting an impulsive differential equation model, we demonstrate the potential of periodic interventions in ecological systems, particularly in reducing the population of one species S_1 through strategic competition with another species S_2 .

Theoretical analysis ensured that the model is well-posed, guaranteeing the existence and uniqueness of the free solution of S_1 under specific conditions. Furthermore, we derive a sufficient condition for impulsive releases of S_2 , achieving the global stability of the desired solution and providing a solid basis for ecological control strategies.

The application of optimal control allows the development of customized intervention strategies that consider real-world constraints such as costs, logistics, and operational feasibility. Numerical simulations highlighted the efficiency of the impulsive strategy, highlighting the importance of adapting release schedules to the ecological context.

This work highlights the relevance of mathematical modeling and control theory in addressing ecological challenges. Future research could explore extending these methods to more complex environmental systems, working with other models that can be applied to species that explicitly depend on factors such as temperature, humidity, and pesticides (or insecticides). These advances could further improve the applicability and effectiveness of impulsive intervention strategies in ecological control.

Appendix

A Proof of Theorem (3)

Proof. First, we will show that $\bar{Z}_2(t)$ is the unique positive τ -periodic solution of system (16). Let

$$Z_2(t) = \frac{cK_2e^{r_2t}}{ce^{r_2t} - 1}, \quad (53)$$

be the solution of

$$\frac{dZ_2}{dt} = Z_2 \left(\psi_2 - \frac{r_2}{K_2} Z_2 \right) - \delta_2 Z_2, \quad t \neq k\tau, \quad k \geq 0 \quad (54)$$

the first equation of (16), where $c \in \mathbb{R}$ is a constant to be determined, which is associated with the initial conditions of the problem. For $t = k\tau$, $k \geq 0$ we have $Z_2(k\tau^+)$ the initial value at time $k\tau$, and

$$c = \frac{Z_2(k\tau^+)e^{-r_2k\tau}}{Z_2(k\tau^+) - K_2}, \quad (55)$$

then,

$$Z_2(t) = \frac{K_2 Z_2(k\tau^+) e^{r_2(t-k\tau)}}{Z_2(k\tau^+) (e^{r_2(t-k\tau)} - 1) + K_2}, \quad k\tau < t \leq (k+1)\tau, \quad k \geq 0, \quad (56)$$

is the solution of system (16) between the pulses.

In moments of pulses, when $t = (k+1)\tau$, $k \geq 0$, from the second equation of (16) with $u_k \in U$, we have the following difference equation,

$$\begin{aligned} Z_2((k+1)\tau^+) &= Z_2((k+1)\tau) + u_k \\ &= \frac{K_2 Z_2(k\tau^+) e^{r_2((k+1)\tau-k\tau)}}{Z_2(k\tau^+) (e^{r_2((k+1)\tau-k\tau)} - 1) + K_2} + u_k \\ &= \frac{K_2 Z_2(k\tau^+) e^{r_2\tau}}{Z_2(k\tau^+) (e^{r_2\tau} - 1) + K_2} + u_k, \end{aligned} \quad (57)$$

which is a recursive relation between $Z_2((k+1)\tau)$ and $Z_2(k\tau)$. We can rewrite it as

$$Z_2^{k+1} = \frac{K_2 Z_2^k e^{r_2\tau}}{Z_2^k (e^{r_2\tau} - 1) + K_2} + u_k, \quad (58)$$

where $Z_2^k = Z_2(k\tau)$. Set,

$$h(Z_2) = \frac{K_2 Z_2 e^{r_2\tau}}{Z_2 (e^{r_2\tau} - 1) + K_2} + u_k. \quad (59)$$

and notice that (58) has a single positive equilibrium point, since for

$$h(Z_2) = Z_2, \quad (60)$$

the condition to determine the equilibrium point of the recursive equation (58), which is τ -periodic. Doing some algebraic manipulations we have,

$$Z_2^2 - (u_k + K_2)Z_2 - \frac{u_k K_2}{e^{r_2\tau} - 1} = 0, \quad (61)$$

which has two real solutions, but only one positive, given by

$$Z_2^+ = \frac{1}{2} \left[(u_k + K_2) + \sqrt{(u_k + K_2)^2 + 4 \frac{u_k K_2}{e^{r_2\tau} - 1}} \right], \quad k \geq 0. \quad (62)$$

Then, substituting Z_2^+ into (56) we have

$$\bar{Z}_2(t) = \frac{K_2 W_1^+ e^{r_2(t-k\tau)}}{W_1^+ (e^{r_2(t-k\tau)} - 1) + K_2}, \quad k\tau < t \leq (k+1)\tau, \quad k \geq 0, \quad (63)$$

which is the unique positive τ -periodic solution of the system (16).

Now, we will show that $\bar{Z}_2(t)$ is globally asymptotically stable, for this we will show that Z_2^+ is globally asymptotically stable, using the result present in [18] which says that if the difference equation

$$Z_2^{k+1} = h(Z_2^k),$$

has only one positive equilibrium point and if

$$Z_2 < h(Z_2) < Z_2^+ \text{ for } 0 < Z_2 < Z_2^+ \text{ and } Z_2^+ < h(Z_2) < Z_2 \text{ for } Z_2^+ < Z_2, \quad (64)$$

then Z_2^+ is a globally asymptotically stable equilibrium and that for every positive initial condition, $S_2(0)$, Z_2^k monotonically approaches Z_2^+ .

We have already seen that Z_2^+ is the only positive equilibrium point of (58), so it remains to be shown that the condition (64) is satisfied. Note that,

$$\begin{aligned}
h(Z_2) < Z_2^+ &\iff \frac{K_2 Z_2 e^{r_2 \tau}}{Z_2 (e^{r_2 \tau} - 1) + K_2} + u_k < \frac{K_2 Z_2^+ e^{r_2 \tau}}{Z_2^+ (e^{r_2 \tau} - 1) + K_2} + u_k & (65) \\
&\iff \frac{K_2 Z_2 e^{r_2 \tau}}{Z_2 (e^{r_2 \tau} - 1) + K_2} < \frac{K_2 Z_2^+ e^{r_2 \tau}}{Z_2^+ (e^{r_2 \tau} - 1) + K_2} \\
&\iff K_2 Z_2 e^{r_2 \tau} (Z_2^+ (e^{r_2 \tau} - 1) + K_2) < K_2 Z_2^+ e^{r_2 \tau} (Z_2 (e^{r_2 \tau} - 1) + K_2) \\
&\iff K_2 e^{r_2 \tau} K_2 (Z_2 - Z_2^+) < 0 \\
&\iff Z_2 < Z_2^+.
\end{aligned}$$

therefore, $h(Z_2) < Z_2^+$ if $0 < Z_2 < Z_2^+$. Similarly, we can show that $Z_2^+ < h(Z_2)$ if $Z_2^+ < Z_2$. With this, we can conclude that Z_2^+ is a globally asymptotically stable equilibrium point for the equation (58). It implies that the corresponding periodic solution $\bar{Z}_2(t)$ of (16) is globally asymptotically stable. \square

B Proof of Lemma (1)

Proof. From the first equation of system (1a)-(1b),

$$\frac{dS_1}{dt}(t) = S_1(t) \left(\psi_1 - \frac{r_1}{K_1} (S_1(t) + S_2(t)) \right) \left(\frac{S_1(t)}{K_0} - 1 \right) - \delta_1 S_1(t) \quad (66)$$

which does not include impulsive releases, we will separate our study into two cases due to the critical depensation term $\left(\frac{S_1(t)}{K_0} - 1 \right)$.

- a. If $S_1(t) \leq K_0$, then $\left(\frac{S_1(t)}{K_0} - 1 \right) \leq 0$. Soon, K_0 is an upper bound of $S_1(t)$, for all $t \geq 0$.
- b. If $S_1(t) > K_0$, then $\left(\frac{S_1(t)}{K_0} - 1 \right) > 0$. We have,

$$\begin{aligned}
\frac{dS_1}{dt}(t) &= S_1(t) \left[\left(\psi_1 - \frac{r_1}{K_1} S_1(t) \right) \left(\frac{S_1(t)}{K_0} - 1 \right) - \frac{r_1}{K_1} S_2(t) \left(\frac{S_1(t)}{K_0} - 1 \right) - \delta_1 \right] \\
&\leq S_1(t) \left[\left(\psi_1 - \frac{r_1}{K_1} S_1(t) \right) \left(\frac{S_1(t)}{K_0} - 1 \right) - \delta_1 \right], \quad (67)
\end{aligned}$$

and we can use the following comparison differential equation

$$\begin{aligned}
\frac{dy}{dt}(t) &= y(t) \left[\left(\psi_1 - \frac{r_1}{K_1} y(t) \right) \left(\frac{y(t)}{K_0} - 1 \right) - \delta_1 \right] \\
y(0) &= S_1(0), \quad (68)
\end{aligned}$$

which has three equilibrium points, $y(t) = 0$ and the solutions of

$$\left[\left(\psi_1 - \frac{r_1}{K_1} y(t) \right) \left(\frac{y(t)}{K_0} - 1 \right) - \delta_1 \right] = 0. \quad (69)$$

For (69) we have,

$$-\frac{r_1}{K_1 K_0} y^2 + \frac{(\psi_1 K_1 + r_1 K_0)}{K_1 K_0} y - (\delta_1 + \psi_1) = 0, \quad (70)$$

solving the quadratic equation above,

$$\Delta = \frac{(\psi_1 K_1 + r_1 K_0)^2}{(K_1 K_0)^2} - \frac{4r_1 K_0 K_1}{(K_1 K_0)^2}(\delta_1 + \psi_1), \quad (71)$$

then, we find two solutions

$$y_1 = \frac{\psi_1 K_1 + r_1 K_0 - \sqrt{(\psi_1 K_1 + r_1 K_0)^2 - 4r_1 K_0 K_1(\delta_1 + \psi_1)}}{2r_1}, \quad (72)$$

and

$$y_2 = \frac{\psi_1 K_1 + r_1 K_0 + \sqrt{(\psi_1 K_1 + r_1 K_0)^2 - 4r_1 K_0 K_1(\delta_1 + \psi_1)}}{2r_1}, \quad (73)$$

but following the naming in [12] we have, $y_1 = K_b$ and $y_2 = K_*$. Since, $0 < K_b < K_*$ we can analyze the sign of the right side of (67) among these points,

$$\begin{cases} \frac{dy}{dt} < 0, & \text{if } 0 < y < K_b, \\ \frac{dy}{dt} > 0, & \text{if } K_b < y < K_*, \\ \frac{dy}{dt} < 0, & \text{if } y > K_*. \end{cases} \quad (74)$$

Therefore, for the initial condition $y(0) = S_1(0)$ we have,

- i) if $0 \leq S_1(0) < K_b$, then $y(t)$ decreases down to 0 in finite time as t increases;
- ii) if $K_b < S_1(0) < K_*$, then $y(t)$ increases up to K_* as $t \rightarrow \infty$;
- iii) if $S_1(0) > K_*$, then $y(t)$ decreases down to K_* as $t \rightarrow \infty$;

As a result, as following in [12] given a population of species S_1 large enough to survive, that is, $S_1(0) > K_b$, K_* is the steady state population and K_b is the threshold for survival. With this, we can conclude that K_* is an upper limit for $y(t)$ and since $\frac{dS_1}{dt}(t) \leq \frac{dy}{dt}(t)$ and $S_1(0) = y(0)$, by the Comparison Theorem, we have that $S_1(t)$ is also upper bounded by K_* . As shown in [12], that $K_0 < K_1 < K_*$, we have $S_1(t) \leq K_*$, $\forall t \geq 0$.

□

C Proof of Theorem (6)

Proof. Let $(0, \bar{S}_2(t))$ be the τ -periodic solution of the system (1a)-(1b). Consider a small perturbation $p(t)$ and $q(t)$ of the solution, that is,

$$S_1(t) = p(t) \text{ and } S_2(t) = \bar{S}_2(t) + q(t), \quad (75)$$

then, we can to linearize the equations of system (1a) around the solution $(0, \bar{S}_2(t))$ to use Floquet's Theorem [5]. Thus, we have the following linearized system:

$$\begin{cases} \frac{dp(t)}{dt} = p(t) \left(-\psi_1 + \frac{r_1}{K_1} \bar{S}_2(t) \right) - p(t) \delta_1, \\ \frac{dq(t)}{dt} = q(t) \left(r_2 - 2 \frac{r_2}{K_2} \bar{S}_2(t) \right) - p(t) \frac{r_2}{K_2} \bar{S}_2(t), \end{cases} \quad \text{if } t \neq k\tau, k \geq 0 \quad (76a)$$

$$\begin{cases} p(k\tau^+) = p(k\tau), \\ q(k\tau^+) = q(k\tau), \end{cases} \quad \text{if } t = k\tau, k \geq 0 \quad (76b)$$

with $\phi(t)$ being the fundamental matrix of (76a), which must satisfy

$$\begin{cases} \frac{d\phi}{dt} = A\phi(t) \\ \phi(0) = I_d, \end{cases} \quad (77)$$

where

$$A = \begin{pmatrix} -\psi_1 + \frac{r_1}{K_1}\bar{S}_2(t) - \delta_1 & 0 \\ -\frac{r_2}{K_2}\bar{S}_2(t) & r_2 - 2\frac{r_2}{K_2}\bar{S}_2(t) \end{pmatrix}. \quad (78)$$

Also for the (76a) system we have its monodromy matrix

$$M = \begin{pmatrix} 1 & 0 \\ 0 & 1 \end{pmatrix} \phi(\tau) = \phi(\tau). \quad (79)$$

Solving (77) we have

$$\begin{aligned} \phi(\tau) &= \phi(0) \exp\left(\int_0^\tau A dt\right) \\ &= \begin{pmatrix} 1 & 0 \\ 0 & 1 \end{pmatrix} \exp\left(\begin{array}{cc} \int_0^\tau \left(\frac{r_1}{K_1}\bar{S}_2(t) - (\psi_1 + \delta_1)\right) dt & 0 \\ \int_0^\tau \left(-\frac{r_2}{K_2}\bar{S}_2(t)\right) dt & \int_0^\tau \left(r_2 - 2\frac{r_2}{K_2}\bar{S}_2(t)\right) dt \end{array}\right). \end{aligned} \quad (80)$$

According to Floquet's Theorem, the solution $(0, \bar{S}_2(t))$ is asymptotically stable if, e^{λ_1} and e^{λ_2} have absolute values less than one, where λ_1 and λ_2 are the eigenvalues of the matrix

$$\int_0^\tau A dt. \quad (81)$$

With this,

$$\lambda_1 = \int_0^\tau \left(\frac{r_1}{K_1}\bar{S}_2(t) - (\psi_1 + \delta_1)\right) dt \quad \text{and} \quad \lambda_2 = \int_0^\tau \left(r_2 - 2\frac{r_2}{K_2}\bar{S}_2(t)\right) dt. \quad (82)$$

Solving $\int_0^\tau \bar{S}_2(t) dt$ we have

$$\begin{aligned} \int_0^\tau \bar{S}_2(t) dt &= \int_0^\tau \frac{K_2 Z_2^+ e^{r_2(t-k\tau)}}{Z_2^+ (e^{r_2(t-k\tau)} - 1) + K_2} dt, \\ &= \frac{K_2}{r_2} [\ln(Z_2^+ e^{r_2 t} + (K_2 - Z_2^+))]_0^\tau, \\ &= \frac{K_2}{r_2} \ln \left[\frac{Z_2^+ (e^{r_2 \tau} - 1)}{K_2} + 1 \right]. \end{aligned} \quad (83)$$

Hence,

$$\lambda_1 = -(\psi_1 + \delta_1)\tau + \frac{K_2 r_1}{K_1 r_2} \ln \left[\frac{Z_2^+ (e^{r_2 \tau} - 1)}{K_2} + 1 \right], \quad (84)$$

and,

$$\lambda_2 = r_2 \tau - 2 \ln \left[\frac{Z_2^+ (e^{r_2 \tau} - 1)}{K_2} + 1 \right]. \quad (85)$$

In order for $|e^{\lambda_1}| < 1$ and $|e^{\lambda_2}| < 1$ we must have $\lambda_1 < 0$ and $\lambda_2 < 0$. Thus,

- $\lambda_1 < 0$, if

$$\ln \left[\frac{Z_2^+ (e^{r_2 \tau} - 1)}{K_2} + 1 \right] < \frac{K_1 r_2}{K_2 r_1} (\psi_1 + \delta_1) \tau. \quad (86)$$

Observe that $\psi_1 + \delta_1 < K_2$ and $r_2 < r_1$ is one of the conditions imposed in the model, then

$$\frac{Z_2^+}{K_2} < \frac{(e^{K_1 \tau} - 1)}{(e^{r_2 \tau} - 1)}, \quad (87)$$

which always happens, since the exponential of $K_1 \tau$ dominates this inequality.

- $\lambda_2 < 0$, if

$$\frac{r_2}{2} \tau < \ln \left[\frac{Z_2^+ (e^{r_2 \tau} - 1)}{K_2} + 1 \right], \quad (88)$$

that is,

$$\frac{(e^{\frac{r_2}{2} \tau} - 1)}{(e^{r_2 \tau} - 1)} < \frac{Z_2^+}{K_2}, \quad (89)$$

which also always happens, since $\frac{Z_2^+}{K_2} > 1$ and $\frac{(e^{\frac{r_2}{2} \tau} - 1)}{(e^{r_2 \tau} - 1)} < 1$.

Therefore, the S_1 -free τ -periodic solution $(0, \bar{S}_2(t))$ of system (1a)-(1b) is locally asymptotically stable. \square

Acknowledgments

J.C.S.A. thanks CAPES (Finance Code 001) for the scholarship. C.E.S. acknowledges support by FEEI-PROCIENCIA-CONACYT-PRONII.

References

1. U. Adhikari. Insect pest management: mechanical and physical techniques. *Reviews in Food and Agriculture (RFNA)*, 3(1):48–53, 2022.
2. L. Almeida, J. B. Arnau, Y. Privat, and C. Rebelo. Vector-borne disease outbreak control via instant vector releases. *Preprint. Feb*, 2022.
3. L. Almeida, M. Duprez, Y. Privat, and N. Vauchelet. Mosquito population control strategies for fighting against arboviruses. *Mathematical Biosciences and Engineering*, 16(6):6274–6297, 2019.
4. L. Almeida, M. Duprez, Y. Privat, and N. Vauchelet. Optimal control strategies for the sterile mosquitoes technique. *Journal of Differential Equations*, 311:229–266, 2022.
5. D. Bainov and P. Simeonov. *Impulsive differential equations: periodic solutions and applications*. Copyright Licensing Agency Ltd. Tottenham Court Road, London, 1993.
6. S. Barbosa, K. Kay, N. Chitnis, and I. M. Hastings. Modelling the impact of insecticide-based control interventions on the evolution of insecticide resistance and disease transmission. *Parasites & vectors*, 11:1–21, 2018.

-
7. H. J. Barclay and M. Mackauer. The sterile insect release method for pest control: a density-dependent model. *Environmental Entomology*, 9(6):810–817, 1980.
 8. N. H. Barton and M. Turelli. Spatial waves of advance with bistable dynamics: cytoplasmic and genetic analogues of allee effects. *The American Naturalist*, 178(3):E48–E75, 2011.
 9. L. D. R. Beal, D. C. Hill, R. A. Martin, and J. D. Hedengren. Gekko optimization suite. *Processes*, 6(8), 2018.
 10. L. Berkovitz. *Optimal Control Theory*. Applied Mathematical Sciences. Springer New York, 2013.
 11. J. F. Brunner. Integrated pest management in tree fruit crops. *Food Reviews International*, 10(2):135–157, 1994.
 12. D. E. Campo-Duarte, D. Cardona-Salgado, and O. Vasilieva. Establishing wmpop wolbachia infection among wild aedes aegypti females by optimal control approach. *Appl Math Inf Sci*, 11(4):1011–1027, 2017.
 13. D. E. Campo-Duarte, O. Vasilieva, and D. Cardona-Salgado. Optimal control for enhancement of wolbachia frequency among aedes aegypti females. *International Journal of Pure and Applied Mathematics*, 112(2):219–238, 2017.
 14. D. E. Campo-Duarte, O. Vasilieva, D. Cardona-Salgado, and M. Svinin. Optimal control approach for establishing wmpop wolbachia infection among wild aedes aegypti populations. *Journal of mathematical biology*, 76:1907–1950, 2018.
 15. D. Cardona-Salgado, D. E. Campo-Duarte, L. S. Sepulveda-Salcedo, and O. Vasilieva. Wolbachia-based biocontrol for dengue reduction using dynamic optimization approach. *Applied Mathematical Modelling*, 82:125–149, 2020.
 16. J. Carson, B. Erriah, S. Herodotou, A. G. Shtukenberg, L. Smith, S. Ryazanskaya, M. D. Ward, B. Kahr, and R. S. Lees. Overcoming insecticide resistance in anopheles mosquitoes by using faster-acting solid forms of deltamethrin. *Malaria Journal*, 22(1):129, 2023.
 17. A. N. Clements. *The biology of mosquitoes: viral, arboviral and bacterial pathogens*, volume 3. Cabi, 2011.
 18. P. Cull. Global stability of population models. *Bulletin of Mathematical Biology*, 43(1):47–58, 1981.
 19. J. Dianavinnarasi, R. Raja, J. Alzabut, M. Niezabitowski, and O. Bagdasar. Controlling wolbachia transmission and invasion dynamics among aedes aegypti population via impulsive control strategy. *Symmetry*, 13(3):434, 2021.
 20. H. Gautam, S. Singh, H. Prashad, A. Kumar, A. Choudhary, H. Kaur, O. P. Narayan, S. K. Lal, and S. Mehta. Pesticide toxicity and their impact on plant growth, active constituents and productivity. In *Plants and Their Interaction to Environmental Pollution*, pages 231–252. Elsevier, 2023.
 21. A. Hastings. Population dynamics. In S. A. Levin, editor, *Encyclopedia of Biodiversity (Second Edition)*, pages 175–181. Academic Press, Waltham, second edition edition, 2013.

-
22. R. Holt. Species coexistence. In *Reference Module in Life Sciences*. Elsevier, 2017.
 23. M. Huang, S. Liu, and X. Song. Study of the sterile insect release technique for a two-sex mosquito population model. *Math. Biosci. Eng*, 18(2):1314–1339, 2021.
 24. M. Huang, X. Song, and J. Li. Modelling and analysis of impulsive releases of sterile mosquitoes. *Journal of biological dynamics*, 11(1):147–171, 2017.
 25. M. Huang, L. You, S. Liu, and X. Song. Impulsive release strategies of sterile mosquitos for optimal control of wild population. *Journal of Biological Dynamics*, 15(1):151–176, 2021.
 26. A. R. Kanarek, C. T. Webb, M. Barfield, and R. D. Holt. Overcoming allee effects through evolutionary, genetic, and demographic rescue. *Journal of biological dynamics*, 9(1):15–33, 2015.
 27. V. Lakshmikantham, D. Bainov, and P. Simeonov. *Theory of impulsive differential equations*, volume 6. World Scientific Publishing Co. Pte. Ltd. Farrer Road, Singapore, 1989.
 28. R. S. Lees, C. Fornadel, J. Snetselaar, J. Wagman, and A. Spiers. Insecticides for mosquito control: improving and validating methods to strengthen the evidence base, 2023.
 29. J. Li and S. Ai. Impulsive releases of sterile mosquitoes and interactive dynamics with time delay. *Journal of Biological Dynamics*, 14(1):289–307, 2020.
 30. Y. Li, H. Zhao, and Y. Cheng. Modeling mosquito control by an impulsive reaction–diffusion mosquito model with periodic evolution domain. *Communications in Nonlinear Science and Numerical Simulation*, 130:107738, 2024.
 31. Z. Liu, T. Chen, and T. Zhou. Analysis of impulse release of wolbachia to control nilaparvata lugens. *Communications in Nonlinear Science and Numerical Simulation*, 116:106842, 2023.
 32. L. E. Lopes, C. P. Ferreira, and S. M. Oliva. Exploring the impact of temperature on the efficacy of replacing a wild aedes aegypti population by a wolbachia-carrying one. *Applied Mathematical Modelling*, 123:392–405, 2023.
 33. S. T. Ogunlade, A. I. Adekunle, M. T. Meehan, D. P. Rojas, and E. S. McBryde. Modeling the potential of w au-wolbachia strain invasion in mosquitoes to control aedes-borne arboviral infections. *Scientific Reports*, 10(1):16812, 2020.
 34. H. Onen, M. M. Luzala, S. Kigozi, R. M. Sikumbili, C.-J. K. Muanga, E. N. Zola, S. N. Wendji, A. B. Buya, A. Balciunaitiene, J. Viškelis, et al. Mosquito-borne diseases and their control strategies: an overview focused on green synthesized plant-based metallic nanoparticles. *Insects*, 14(3):221, 2023.
 35. Y. Pei, M. Chen, X. Liang, C. Li, and M. Zhu. Optimizing pulse timings and amounts of biological interventions for a pest regulation model. *Nonlinear Analysis: Hybrid Systems*, 27:353–365, 2018.
 36. P. E. Pérez-Estigarribia, P.-A. Bliman, and C. E. Schaerer. A class of fast–slow models for adaptive resistance evolution. *Theoretical Population Biology*, 135:32–48, 2020.

-
37. M. R. Silva, P. H. Lugão, and G. Chapiro. Modeling and simulation of the spatial population dynamics of the aedes aegypti mosquito with an insecticide application. *Parasites & Vectors*, 13:1–13, 2020.
 38. P. A. Stephens, W. J. Sutherland, and R. P. Freckleton. What is the allee effect? *Oikos*, pages 185–190, 1999.
 39. U. Ufuktepe. Discrete wolbachia diffusion in mosquito populations with allee effects. *European Journal of Pure and Applied Mathematics*, 15(4):1613–1622, 2022.
 40. C. Vincent, P. Weintraub, and G. Hallman. Physical control of insect pests. In *Encyclopedia of insects*, pages 794–798. Elsevier, 2009.
 41. X. Wang, Y. Tao, and X. Song. Analysis of pest-epidemic model by releasing diseased pest with impulsive transmission. *Nonlinear Dynamics*, 65(1):175–185, 2011.
 42. A. L. d. S. A. Zara, S. M. d. Santos, E. S. Fernandes-Oliveira, R. G. Carvalho, and G. E. Coelho. Estratégias de controle do aedes aegypti: uma revisão. *Epidemiologia e Serviços de Saúde*, 25(2):391–404, 2016.