

# Process-Supervised Reinforcement Learning for Code Generation

Yufan Ye<sup>1</sup>, Ting Zhang<sup>2</sup>, Wenbin Jiang<sup>2</sup>, Hua Huang<sup>2,\*</sup>

<sup>1</sup>Beijing Institute of Technology, <sup>2</sup>Beijing Normal University  
yeyufan@bit.edu.cn, {tingzhang, jiangwenbin, huahuang}@bnu.edu.cn

## Abstract

Existing reinforcement learning strategies based on outcome supervision have proven effective in enhancing the performance of large language models (LLMs) for code generation. While reinforcement learning based on process supervision has shown great promise in handling multi-step reasoning tasks, its effectiveness in code generation remains largely under-explored and underjustified. The primary obstacle stems from the resource-intensive nature of constructing high-quality process-supervised data, which demands substantial human expertise and computational resources. In response to this challenge, we propose a "statement mutation/refactoring-compile and execution verification" strategy: mutating and refactoring code line-by-line through a teacher model, and utilizing compiler execution results to automatically label each line, resulting in line-by-line process-supervised data, which is pivotal for training a process-supervised reward model. The trained reward model is then integrated into the PRLCoder framework, followed by experimental validation on several benchmarks. Experimental results demonstrate that process-supervised reinforcement learning significantly surpasses methods relying solely on outcome supervision. Notably, in tackling complex code generation tasks, process-supervised reinforcement learning shows a clear advantage, ensuring both the integrity of the code generation process and the correctness of the generation results.

## 1 Introduction

Automatic code generation refers to the process of writing code automatically through algorithms or programs. Traditionally, automatic code generation has relied primarily on rule-driven programming tools and template-based code generators (Little and Miller, 2007; Gvero and Kuncak, 2015). These

tools are typically only capable of handling simple, highly repetitive tasks and required developers to precisely define rules and logic. In recent years, with the emergence of LLMs based on deep learning and natural language processing (such as GPT (Brown, 2020; Floridi and Chiriatti, 2020; Achiam et al., 2023) and LLaMA (Touvron et al., 2023a,b; Dubey et al., 2024)), the capabilities of automatic code generation have been substantially improved. These models can understand natural language descriptions and automatically generate corresponding code (Li et al., 2023), even solving complex programming problems (Allamanis et al., 2018; Zan et al., 2022), thereby greatly enhancing development productivity.

To better align models with complex human demands, reinforcement learning (RL) has played a crucial role by integrating human feedback (Ouyang et al., 2022; Lee et al., 2023). The strength of RL lies in its ability to indirectly optimize non-differentiable reward signals, such as CodeBLEU scores (Ren et al., 2020) and human preferences (Wu et al., 2023), through policy optimization and value function approximation (Williams et al., 2017; Dhingra et al., 2016). However, obtaining the required human feedback often demands significant human effort and resources (Casper et al., 2023). In code generation tasks, reinforcement learning demonstrates unique advantages: language models can automatically utilize compiler feedback from unit tests as reward signals, reducing excessive reliance on human feedback (Zhang et al., 2023; Le et al., 2022; Wang et al., 2022; Shojaee et al., 2023). This approach not only efficiently optimizes the output but also significantly enhances the model's performance in code generation tasks.

Although these methods have achieved great success, they predominantly rely on compiler feedback signals from entire code segments to train the reward model, namely Outcome-Supervised Reward Model (ORM), raising the sparse reward

\*Corresponding author

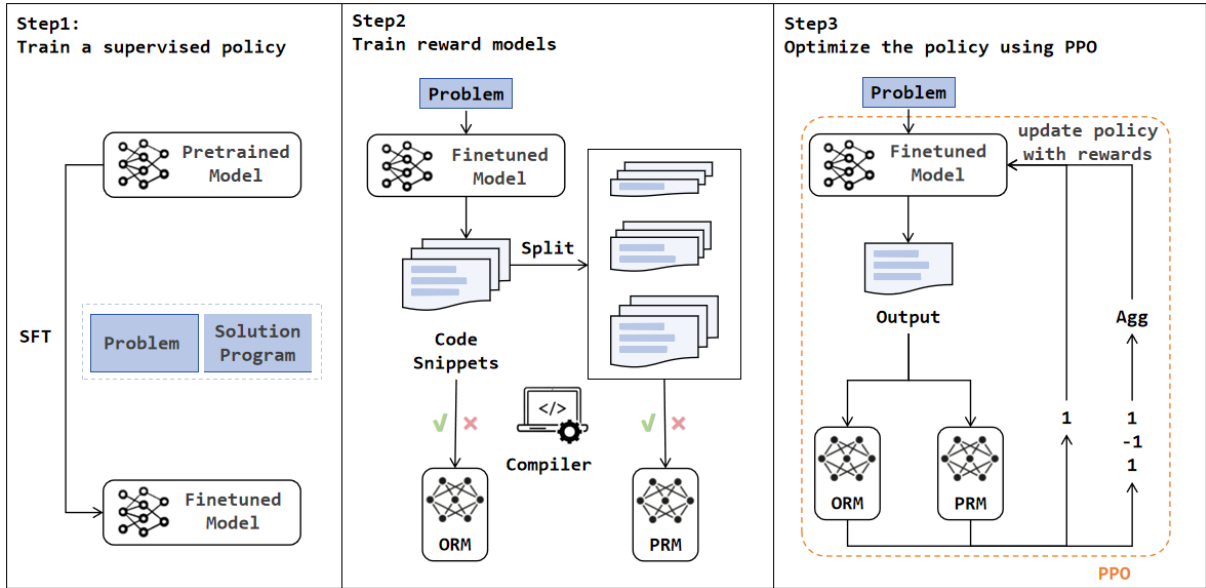


Figure 1: Illustrating the overall framework of our PRLCoder with three-phase structure: supervised training, reward model training (including ORM for comparison), and reinforcement learning employing the trained reward model.

space issue (Russell and Norvig, 2016; Amodei et al., 2016), where the policy has no idea how well it is performing during the training before reaching the ultimate output. In this context, Process-Supervised Reward Model (PRM) (Uesato et al., 2022; Lightman et al., 2023) offers a new perspective. This model provides step-level feedback for multi-step reasoning results generated by language models, helping to identify and correct errors in intermediate steps, rather than focusing solely on the final outcome. However, the current PRM has only been validated in the field of logical reasoning and has yet to demonstrate its effectiveness in code generation. Moreover, given the high cost of manual labeling required to construct datasets for training PRMs, efficiently building a process-supervision dataset tailored for code generation remains a critical challenge.

In this paper, we introduce PRLCoder, an innovative framework leveraging process-supervised reinforcement learning to enhance code generation, as depicted in Figure 1, which outlines its three-phase structure: supervised training, reward model training (including ORM for comparison), and reinforcement learning employing the trained reward model. Importantly, we design a "statement mutation/refactoring-compile and execution verification" strategy to automatically generate process-supervised data. To be specific, for each line of the code, we adopt a teacher model to perform mutation and refactoring operations, where mutations

produce code with different functionality from the original statement, while refactoring aims to preserve the statement's functionality as much as possible. The modified block of code is then verified by a compiler, and based on the outcome of test cases, the samples are labeled as either "Positive" or "Negative". We observe that the test cases in the MBPP dataset exhibit low coverage and are unable to accurately label the sample code. To address this, we extend the test cases to more effectively leverage compiler feedback signals. Finally, we utilize the trained PRM to assign fine-grained rewards to each line of code, enabling reinforcement learning. This method not only significantly reduces the time and cost required for manual annotation in traditional process supervision but also eliminates errors and biases in manual labeling. Additionally, the accuracy of fine-grained rewards makes the model more efficient in environment exploration, enhancing the stability of the training process.

We evaluate our approach on two widely used benchmark datasets, MBPP and HumanEval. Experimental results indicate that PRLCoder improved the pass rate by 10.5% compared to the base model and by 5.1% compared to outcome-supervised reinforcement learning, with more significant performance gains in tasks involving complex code generation. In summary, our main contributions are as follows:

- 1) To the best of our knowledge, we present the first attempt to investigate process-supervised

reinforcement learning in the realm of code generation, exploring its potential to enhance the performance.

- 2) To address the challenge of the resource-intensive manual labeling process, we introduce a "mutation/refactoring-verification" strategy to automatically generate high-quality process-supervised data for training reward models. Additionally, we supplement the test cases in the MBPP dataset to improve the accuracy of line-level labeling.
- 3) Empirically we demonstrate that process supervision outperforms outcome supervision in code generation, achieving 4.4% improvement with more significant performance gain in tasks involving complex code generation.

## 2 Related Work

### 2.1 Pretrained LLMs for Code

As LLMs begin to exhibit early signs of artificial intelligence, their applications have extended beyond text processing. In the domain of code generation, LLMs, trained on extensive corpora of code and natural language, are capable of generating code that is coherent both syntactically and semantically (Jiang et al., 2024; Guo et al., 2020; Li et al., 2022; Nijkamp et al., 2022). Among them, encoder models like CodeBERT (Feng et al., 2020) focus on understanding code structure and semantic relationships, encoder-decoder models like CodeT5 (Wang et al., 2021) specialize in translating high-level language descriptions into concrete code, while decoder-only models like DeepSeek-Coder (Guo et al., 2024) generate syntactically correct and semantically coherent code through autoregressive methods. Additionally, researchers in the coding community have applied instructional tuning to their models. Wang et al. (2023) fine-tuned CodeT5+ using 20,000 instruction data generated by InstructGPT, resulting in InstructCodeT5+ with enhanced generalization capabilities. However, these models largely overlook the unique sequential features of code, exhibiting limited performance in handling complex issues and in cross-task generalization and scalability (Zhang et al., 2024).

### 2.2 RL based on Compiler

Reinforcement learning is a method of learning through "trial and error," aiming to enable an agent

to interact with the environment and receive rewards to guide behavior and maximize cumulative rewards (Mnih, 2013; Mnih et al., 2015; Van Hasselt et al., 2016). Given the requirement for both syntactic and functional correctness in code generation tasks, leveraging compiler feedback signals from unit tests for reinforcement learning has become a more competitive strategy. CodeRL (Le et al., 2022) takes advantage of this by introducing a critic network to predict the functional correctness of generated programs, providing dense feedback signals to the code generation model (i.e., the actor network) for reinforcement learning. Similarly, CompCoder (Wang et al., 2022) and PPOCoder (Shojaee et al., 2023) employ the Proximal Policy Optimization (PPO) algorithm to train CodeGPT and CodeT5, respectively, while RLTF (Liu et al., 2023) uses compiler-generated error messages and locations to provide more fine-grained feedback. It constructs an online reinforcement learning framework with multi-granularity unit test feedback, generating data in real-time during the training process. However, despite the progress made by these outcome-supervised reinforcement learning methods, they still face challenges such as sparse reward space and training instability.

### 2.3 Process Supervision

Outcome supervision focuses on the final output, whereas process supervision provides guidance through intermediate steps (Uesato et al., 2022; Luo et al., 2024; Wang et al., 2024). Lightman et al. (2023) collected a large amount of process-supervised data and constructed the PRM800K dataset. The results demonstrated that process supervision significantly outperformed outcome supervision in solving problems in the MATH dataset. Wu et al. (2024) conducted further experiments using fine-grained human feedback as explicit training signals for tasks such as detoxification and long-form question answering. Their study showed that fine-grained feedback provides more effective supervision signals compared to holistic feedback on long texts. In the coding domain, Ma et al. (2023) modified atomic operators by employing AST to train a reward model, which was applied in multi-step reasoning and proven effective. Dai et al. (2024) utilized LLMs to generate completions for code prefixes and employed automated testing to evaluate their correctness. Based on this evaluation, they determined whether the prefixes

were correct and then automatically generated a process-supervised dataset, exploring the effectiveness of process supervision in the code domain. Compared with the work we conducted during the same period, there are differences in the core aspect of automatically creating the process-supervised dataset. Since they used a closed-source model, we cannot directly compare the advantages and disadvantages of the two methods. However, it is still particularly important to explore more optimized mutation/refactoring mechanisms, train more reliable PRM, and further study the potential advantages of reinforcement learning based on process supervision over outcome supervision in the coding domain.

### 3 Approach

In this section, we will elaborate on the methodological details of PRLCoder. By offering more fine-grained rewards, PRLCoder enables the PPO reinforcement learning algorithm to explore and optimize more accurately in code generation.

#### 3.1 Process-Supervised Dataset Construction

Similar to the field of mathematical logic reasoning, collecting fine-grained human feedback through manual annotation to construct step-level reward datasets often requires significant human and material resources. To address this, we propose an innovative approach that leverages a teacher model and compiler feedback to automatically construct a process-supervised reward dataset for the domain of code generation. Figure 2 illustrates a schematic of the dataset generation process.

Formally, let  $\mathcal{D} = \{p_i, s_i\}_{i=1}^N$  denotes the code generation training dataset, where  $p_i$  represents the  $i$ -th problem description and  $s_i$  is the corresponding solution program code snippet. Initially, we leverage this reference code to construct positive samples. To be specific, we segment the reference code line by line, resulting in  $s_i = \{s_{i1}, \dots, s_{iL_i}\}$  with  $L_i$  being the number of lines. Then for each line of code, all subsequent lines are masked, and we directly mark the corresponding label for the line as "**positive**". In other words, the original reference code can be directly reformulated as positive samples for process supervision with the format:  $\{(p_i, s_{ij}|_{j \leq l}), \text{"positive"}; l = 1, \dots, L_i\}_{i=1}^N$ .

Positive samples alone are insufficient for training reward models; hence, we design a novel strategy to construct negative samples. Specifically for

each line of code, we employ a teacher model to perform mutate and refactoring operations using specific prompt examples detailed in Figure 2. The modified line, along with the remaining code, is then validated through the compiler. Based on the compiler feedback, it is labeled as "**positive**" if it passes all test cases, or "**negative**" otherwise.

It is worth noting that during this process, we discover that in the MBPP dataset, the modified line can still pass all the test cases despite containing errors for certain problem descriptions. This issue arises due to insufficient test case coverage. In order to construct a more precise step-level reward dataset, we expand these test cases. More details about test case extension can be found in Section 4.1. Subsequently, we follow the PPO reinforcement learning algorithm to optimize both the policy model and the value model.

#### 3.2 Reward Model Training

**Outcome-Supervised Reward Model.** ORM adopts a holistic reward approach, mapping the overall quality and reliability metrics corresponding to the problem description  $d$  and the generated code  $w$  into a single scalar reward. Typically, this reward is only assigned to the final token in the generated sequence and is defined as follows:

$$r_t^O = \begin{cases} R_O(d, w; \theta), & t = T \\ 0, & \text{otherwise} \end{cases} \quad (1)$$

where  $\theta$  represents the parameters of ORM  $R_O$ . We first use the dataset constructed in the previous section to train an original ORM. However, relying solely on this dataset to train the ORM has limitations: the active learning strategy exhibits a strong bias towards incorrect answers in the dataset, thereby diminishing the overall performance of the model. Thus, we aim to explore alternative approaches to build a more robust ORM baseline.

Inspired by RLHF, we design a preference-based ORM. Specifically, for each question, we uniformly sample multiple code snippets from the generator and use a teacher model to simulate human annotators ranking them based on code quality, thereby training the reward model. Moreover, to more comprehensively evaluate the advantages and disadvantages of process supervision and outcome supervision in the coding domain, we refer to methods such as CodeRL mentioned earlier. We introduce the compiler as a source of supervision signals and use four types of feedback signals generated by

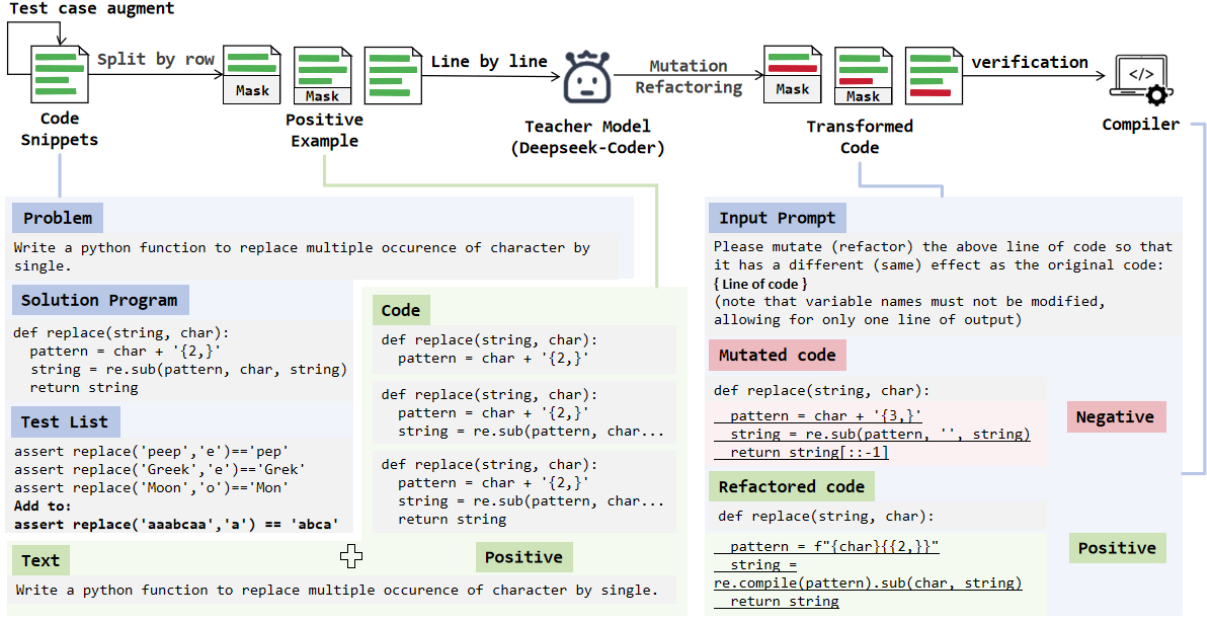


Figure 2: The schematic diagram of the method for automatically constructing the reward dataset for process supervision in the field of code generation. The bolded portions represent code statements that have been mutated or refactored by DeepSeek-Coder-V2, and the subsequent statements will undergo mask processing.

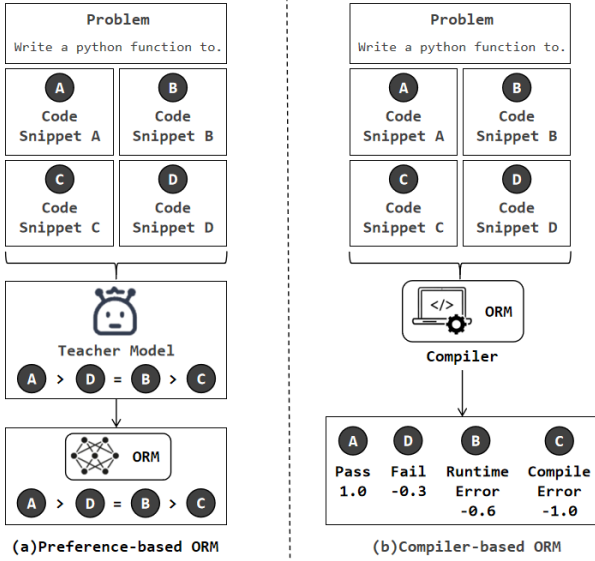


Figure 3: Training of two types of ORM.

the compiler to optimize the generator model, thus constructing a compiler-based ORM. Figure 3 illustrates the structures of these two ORM models, respectively.

**Process-Supervised Reward Model.** Our PRM rewards the quality of each code segment, allowing for finer adjustments and feedback at each step. We divide the code sequence  $w$  into  $k$  segments  $(w_1, w_2, \dots, w_k)$ , where  $w_i$  represents the preceding part of the code sequence. The synchronous execution concludes at time  $T_i$ , denoted as  $a_{T_i} =$

‘ $\backslash n$ ’. Within this framework, the reward model assigns a reward to each input segment  $(d, w_i)$ , distributing the highest reward to the final segment of  $w$ . Finally, the reward  $r_t$  is defined as:

$$r_t^P = \sum_{i=1}^k R_P(d, w_i; \phi) \cdot \mathbb{1}(t = T_i) \quad (2)$$

where  $\phi$  represents the parameters of PRM  $R_P$ . We use the process-supervised dataset constructed with the "mutation/refactoring-verification" strategy to train our PRM. Under this setting, the PRM’s training data does not intersect with compiler-based ORM, making it difficult to compare results directly. Nevertheless, the PRM and ORM both represent the optimal results under their respective training methods.

### 3.3 Reinforcement Learning Algorithm

PPO (Proximal Policy Optimization) is a reinforcement learning algorithm based on policy gradients. Its core idea is to limit the magnitude of changes between the old and new policies to prevent excessively rapid updates (Schulman et al., 2017; Huang et al., 2024). This is particularly crucial in the code generation process, as the stability of the generated results directly impacts the quality and consistency of the code.

In code generation tasks, the PPO algorithm first interacts with the environment using the cur-

rent policy  $\pi_{\theta_k}$  to obtain the state  $s_t$ , selects an action  $a_t$ , and receives a reward  $r_t$  and other data. Subsequently, the advantage function  $A_t = \sum_{t' > t} \gamma^{t'-t} (r_{t'} + \gamma V_{\psi}(s_{t'+1}) - V_{\psi}(s_{t'}))$  is calculated for each time step, where the value function  $V_{\psi}(s_t)$  represents the expected cumulative rewards from state  $s_t$ . See Appendix for more details. In addition, we adopt the method from (Wu et al., 2021) to add a divergence penalty to each token, representing the ratio of the old and new policies. our reward function becomes:

$$r_t = r_t^P - \beta \log \frac{\pi_{\theta}(a_t|s_t)}{\pi_{\theta_{old}}(a_t|s_t)} \quad (3)$$

See Appendix A for more details.

## 4 Experiments

### 4.1 Benchmarks

**MBPP.** To train our PRM, we first select MBPP (Austin et al., 2021) as the seed dataset. The MBPP dataset consists of 974 crowdsourced Python programming problems. Each problem includes a task description, a code solution, and three automated test cases. We adopt the same prompt format as Austin et al. (2021) to prepare the input sequence: problem description + "Your code should satisfy these tests:" + three assertion.

To maximize path coverage and improve the quality of process-supervised data, we leverage LLMs to supplement the test cases in the dataset. The resulting augmented dataset is referred to as MBPP<sup>+</sup>. See Appendix B for more details.

**HumanEval.** To further evaluate the framework we proposed, we also employ an additional Python program synthesis dataset of comparable difficulty. The HumanEval dataset consists of 164 original programming problems, with some problems being comparable in difficulty to fundamental software interview questions. To verify the model’s generalization ability, we conduct a comprehensive evaluation of the model on the HumanEval benchmark test set.

### 4.2 Settings

**Evaluation Metric.** We follow the method proposed by Kulal et al. (2019); Chen et al. (2021) to evaluate function correctness using the pass@k metric, which involves generating k code samples for each problem. If any of the code samples pass the unit tests, the problem is considered correctly solved, and we report the overall proportion of problems

solved. For each task, we generate  $n \geq k$  samples (in this paper, we used  $n = 200$ ) and calculate the number of correct samples that passed the unit tests, denoted as  $c \leq n$ . The formula used in the paper is:

$$\text{pass@k} := \mathbb{E}_{\text{Problems}} \left[ 1 - \frac{\binom{n-c}{k}}{\binom{n}{k}} \right].$$

**Implementation Details.** We fine-tune the CodeT5+ (Wang et al., 2023) as the policy model. During the supervised fine-tuning (SFT) phase, due to the small size of the MBPP training set, we employ a learning rate of 2e-5 and train the model for 60 epochs, taking approximately 60 minutes on a single NVIDIA A800 80G GPU. We select Unixcoder (Guo et al., 2022) as the base model for ORM and PRM, training it for 10 epochs with weight\_decay set to 0.01 and warmup\_ratio set to 0.01. In the final PPO training phase, the value model is based on T5\_base (Raffel et al., 2020). For each sample, we generate four code snippets using nucleus sampling with a temperature of 1.2, top-p set to 0.95, and a maximum output token count of 512. During the decoding phase, the sampling temperature for MBPP is set to 1.2, while for HumanEval it was set to 0.6, 0.8, and 1.2.

**Training Data.** We re-partition the dataset to improve the generalization capability and robustness of the process-supervised reward model. Specifically, we select IDs in the range 601–974 from MBPP as the training set for the SFT phase and the seed set for the process-supervised reward dataset, IDs in the range 101–500 as the training set for the RL phase, and IDs in the range 501–600 and 1–100 as the validation and test sets, respectively. The process-supervised reward dataset, generated through the automated "mutation/refactoring-verification" strategy, includes training, validation, and test subsets. The positive and negative samples in each subset are distributed as follows: 3,469/2,674 for the training set, 632/507 for the validation set, and 631/488 for the testing set.

## 4.3 Experimental Results

### 4.3.1 Results on MBPP

To evaluate the performance of our PRLCoder in code generation, we conduct comprehensive experiments on the MBPP<sup>+</sup> test set and show the experimental results in Table 1. We hypothesize that process supervision may have a more significant advantage in complex code generation tasks. Therefore, to provide a more comprehensive evaluation of our PRLCoder method, we divide the MBPP<sup>+</sup> test set into three categories based on the length of

Model	Size	pass@1				pass@10				pass@80				
		EZY	MED	HRD	all	EZY	MED	HRD	all	EZY	MED	HRD	all	
GPT	8B	-	-	-	-	-	-	-	-	-	-	-	40.6	
GPT	68B	-	-	-	-	-	-	-	-	-	-	-	53.6	
GPT	137B	-	-	-	-	-	-	-	-	-	-	-	61.4	
CodeGen	6.1B	25.4	11.8	3.2	15.9	48.3	34.2	25.1	36.5	58.4	44.3	37.7	49.8	
LLaMA	7B	27.9	12.6	4.1	17.7	50.6	36.9	26.7	40.3	68.4	54.8	48.9	59.3	
CodeT5+	770M	27.6	13.4	4.4	18.0	52.2	37.0	28.0	41.6	67.9	56.4	50.0	60.3	
O-ORM	770M	<b>29.0</b>	<b>15.5</b>	<b>6.6</b>	<b>20.1</b>	49.2	34.4	31.2	39.7	65.7	52.5	51.2	57.9	
P-ORM	770M	28.5	13.9	5.0	18.2	<b>53.3</b>	37.6	28.4	41.9	67.4	56.9	52.8	62.0	
C-ORM	CodeRL	770M	28.5	13.7	4.6	18.1	52.3	37.9	29.9	42.0	66.1	56.9	52.6	61.0
	PPOCoder	770M	28.9	14.0	4.5	18.5	52.7	38.0	29.6	42.4	66.7	57.3	53.4	61.9
RSFT	770M	28.4	13.8	4.9	18.3	52.5	37.6	30.4	42.6	68.4	58.4	57.2	62.2	
PRLCoder	770M	27.8	14.5	5.7	18.7	53.0	<b>38.4</b>	<b>32.3</b>	<b>43.0</b>	<b>69.0</b>	<b>60.0</b>	<b>59.6</b>	<b>63.8</b>	

Table 1: Performance results for various models on MBPP+ testing set. O-ORM represents the original ORM, P-ORM represents the preference-based ORM, C-ORM represents the compiler-based ORM, and RSFT represents rejection sampling fine-tuning.

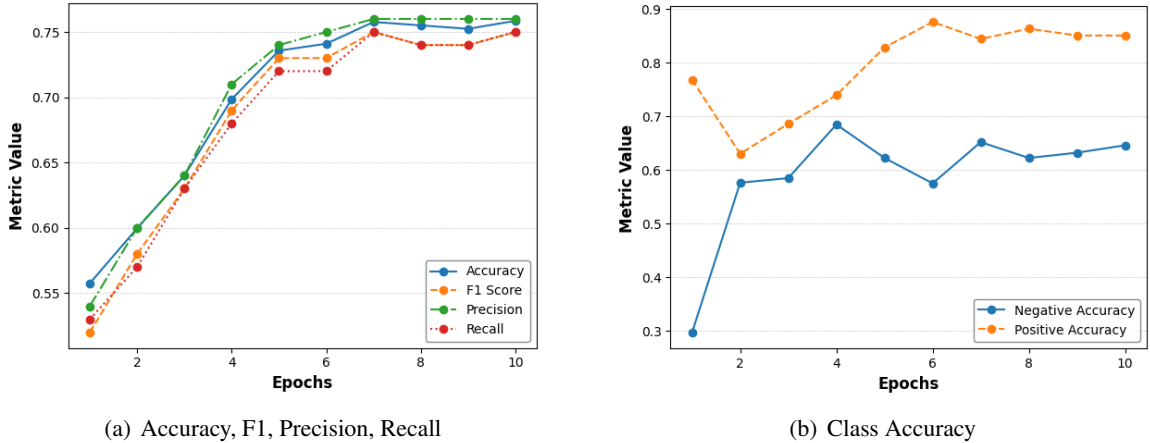


Figure 4: Quantitative analysis of the process-supervised reward model for code trained using our method.

the standard\_code: <50, 50-100, and >100. This categorization roughly reflects the difficulty levels of the programming tasks, which are denoted as EZY, MED, HRD respectively in the table.

**Comparison with LLMs.** For the baseline, we use GPT models with parameter sizes ranging from 4B to 137B as reported by Austin et al. (2021), and the results are obtained from the original paper. Additionally, we evaluate the CodeGen and LLaMA models under the same experimental conditions to ensure fairness and consistency in comparison. It can be seen that our model achieves noticeable performance improvement with significantly smaller model size.

**Comparison with ORMs.** We then evaluate our approach compared to methods based on outcome-

supervised reward models (ORMs). We adopt the original ORM, the preference-based ORM and the compiler-based ORM for comprehensive evaluation. To ensure fair comparison, we reproduce the experimental results on the MBPP+ dataset. Specifically for compiler-based method, we compare with two competitive methods: CodeRL and PPOCoder that utilized different reinforcement learning techniques. Our process supervision approach achieves significant improvements across tasks of varying difficulty levels. The improvement is particularly notable in medium and difficult problems. This indicates that process supervision can provide more detailed guidance on the model’s rewards in complex tasks, leading to the generation of more accurate code snippets.

Model	Size	Pass@1	Pass@100	
GPT-J	6B	11.6	27.7	
CodeGen	6.1B	10.4	29.8	
LLaMA	7B	10.5	36.5	
CodeT5+	770M	12.5	38.0	
O-ORM	770M	13.2	40.1	
P-ORM	770M	12.9	40.6	
C-ORM	CodeRL	770M	12.6	39.7
	PPOCoder	770M	13.0	40.0
PRLCoder	770M	<b>13.6</b>	<b>41.8</b>	

Table 2: Quantitative results on Humaneval benchmark.

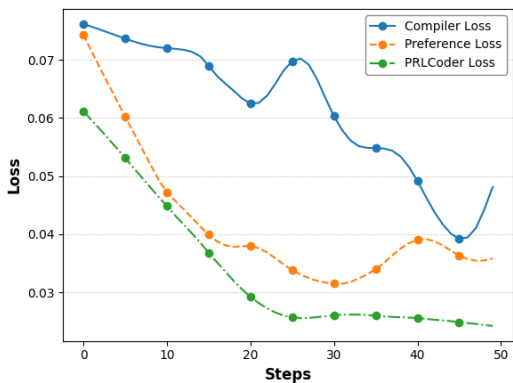


Figure 5: The loss curves of the reinforcement learning under three different supervision methods.

Although the original ORM achieves higher results in Pass@1, it shows a decline in performance compared to the base model in both Pass@10 and Pass@100. We hypothesize that this drop may be due to the method’s strong bias toward erroneous code in the dataset, causing it to misjudge some correct code snippets during the RL process, thereby reducing the number of correct answers. This observation suggests that relying solely on outcome-based strategies may be insufficient for improving the model’s code generation capabilities comprehensively. In contrast, process supervision, by guiding the intermediate steps in the generation process, can mitigate this issue.

**Application of PRM to Rejection Sampling.** To further validate the effectiveness of PRM, we design and conduct rejection sampling fine-tuning experiments independent of any RL, thereby evaluating the applicability and performance of PRM beyond the constraints of reinforcement learning.

### 4.3.2 Results on HumanEval

To further assess the generalization capability of PRLCoder, we also test the performance of the MBPP+ fine-tuned model on the HumanEval dataset. The specific results are shown in Table 2. The results indicate that the PRLCoder outperforms outcome-supervised approaches. It is worth mentioning that our CodeT5+ performing below the original results reported on the HumanEval dataset is due to our fine-tuning being conducted solely on the MBPP+ training set, which utilizes significantly less data than the dataset used in the original study.

## 4.4 Analysis

We conduct an analysis of the automatically constructed step-level dataset, focusing on evaluating its performance in training the PRM, as well as the model’s efficiency and stability in RL training.

### The Classification Accuracy of Reward model.

Based on the constructed dataset, we train PRM, as shown in Figure 4(a). During the training phase, the overall accuracy of the model reaches nearly 80%. To further evaluate the model’s performance, we analyze the classification accuracy for "Positive" and "Negative" labels during the training process, with the results presented in Figure 4(b). The model achieves an overall performance of 0.76 on the test set, with specific classification results of ([0.84, 0.65]). These findings indicate that the model demonstrates strong performance in the reward-based code generation task, validating the effectiveness of the proposed training strategy and providing robust support for further optimization of the code generation process. Additionally, in Appendix C, we present a case study where the model evaluates the code generation results with line-by-line rewards, further demonstrating the model’s effectiveness in optimizing the code generation process.

**Training process.** When using the PPO reinforcement learning algorithm for model training, we compare the train\_loss curves under three different supervision methods, as shown in Figure 5. The results indicate that our proposed PRLCoder method demonstrates faster convergence during training and exhibits significantly higher stability compared to the other two outcome supervision methods. This suggests that process supervision not only improves training efficiency in code generation models but also significantly enhances the stability of the training process.



## 5 Conclusion

In this paper, we propose a novel approach called PRLCoder, which presents the first attempt to enhance the code generation by process reward models, which provide intermediate reward signals. To tackle the challenge of costly labeling, we design an innovative step-level dataset construction strategy that automatically generates dataset for training the code PRM using feedback from a teacher model and a compiler. We also discover the low coverage of current test cases in MBPP and perform augmentation to enable effective PRM training. Experimental results show that on the MBPP and HumanEval datasets, our method significantly improves the quality of code generation. Our approach successfully validate the superiority of PRMs over ORMs in code generation, most notably without the need for resource-intensive manual labeling.

## 6 Limitations

Looking ahead, several aspects of PRLCoder can be further optimized and expanded. First, the current seed dataset has limited diversity, which may hinder the generalization capability of the trained PRM. Future research could consider utilizing more rich and diverse seed datasets to better cover various scenarios and requirements in code generation. Additionally, current experiments with PRLCoder have only been conducted on CodeT5+, and future work could explore its applicability and performance across more types and larger-scale code generation models. Furthermore, our proposed "mutation/refactoring-verification" strategy is not only applicable to code generation but also has the potential to establish process-supervised mechanisms for other reasoning or planning tasks. Future studies could further investigate the applicability and advantages of this strategy in other fields, especially its potential in addressing complex reasoning and planning challenges.

## References

Josh Achiam, Steven Adler, Sandhini Agarwal, Lama Ahmad, Ilge Akkaya, Florencia Leoni Aleman, Diogo Almeida, Janko Altenschmidt, Sam Altman, Shyamal Anadkat, et al. 2023. Gpt-4 technical report. *arXiv preprint arXiv:2303.08774*.

Miltiadis Allamanis, Earl T Barr, Premkumar Devanbu, and Charles Sutton. 2018. A survey of machine learning for big code and naturalness. *ACM Computing Surveys (CSUR)*, 51(4):1–37.

Dario Amodei, Chris Olah, Jacob Steinhardt, Paul Christiano, John Schulman, and Dan Mané. 2016. Concrete problems in ai safety. *arXiv preprint arXiv:1606.06565*.

Jacob Austin, Augustus Odena, Maxwell Nye, Maarten Bosma, Henryk Michalewski, David Dohan, Ellen Jiang, Carrie Cai, Michael Terry, Quoc Le, et al. 2021. Program synthesis with large language models. *arXiv preprint arXiv:2108.07732*.

Tom B Brown. 2020. Language models are few-shot learners. *arXiv preprint arXiv:2005.14165*.

Stephen Casper, Xander Davies, Claudia Shi, Thomas Krendl Gilbert, Jérémy Scheurer, Javier Rando, Rachel Freedman, Tomasz Korbak, David Lindner, Pedro Freire, et al. 2023. Open problems and fundamental limitations of reinforcement learning from human feedback. *arXiv preprint arXiv:2307.15217*.

Mark Chen, Jerry Tworek, Heewoo Jun, Qiming Yuan, Henrique Ponde De Oliveira Pinto, Jared Kaplan, Harri Edwards, Yuri Burda, Nicholas Joseph, Greg Brockman, et al. 2021. Evaluating large language models trained on code. *arXiv preprint arXiv:2107.03374*.

Ning Dai, Zheng Wu, Renjie Zheng, Ziyun Wei, Wenlei Shi, Xing Jin, Guanlin Liu, Chen Dun, Liang Huang, and Lin Yan. 2024. Process supervision-guided policy optimization for code generation. *arXiv preprint arXiv:2410.17621*.

Bhuvan Dhingra, Lihong Li, Xiujun Li, Jianfeng Gao, Yun-Nung Chen, Faisal Ahmed, and Li Deng. 2016. Towards end-to-end reinforcement learning of dialogue agents for information access. *arXiv preprint arXiv:1609.00777*.

Abhimanyu Dubey, Abhinav Jauhri, Abhinav Pandey, Abhishek Kadian, Ahmad Al-Dahle, Aiesha Letman, Akhil Mathur, Alan Schelten, Amy Yang, Angela Fan, et al. 2024. The llama 3 herd of models. *arXiv preprint arXiv:2407.21783*.

Zhangyin Feng, Daya Guo, Duyu Tang, Nan Duan, Xiaocheng Feng, Ming Gong, Linjun Shou, Bing Qin, Ting Liu, Daxin Jiang, et al. 2020. Codebert: A pre-trained model for programming and natural languages. *arXiv preprint arXiv:2002.08155*.

Luciano Floridi and Massimo Chiriatti. 2020. Gpt-3: Its nature, scope, limits, and consequences. *Minds and Machines*, 30:681–694.

Daya Guo, Shuai Lu, Nan Duan, Yanlin Wang, Ming Zhou, and Jian Yin. 2022. Unixcoder: Unified cross-modal pre-training for code representation. *arXiv preprint arXiv:2203.03850*.

Daya Guo, Shuo Ren, Shuai Lu, Zhangyin Feng, Duyu Tang, Shujie Liu, Long Zhou, Nan Duan, Alexey Svyatkovskiy, Shengyu Fu, et al. 2020. Graphcodebert: Pre-training code representations with data flow. *arXiv preprint arXiv:2009.08366*.

- Daya Guo, Qihao Zhu, Dejian Yang, Zhenda Xie, Kai Dong, Wentao Zhang, Guanting Chen, Xiao Bi, Yu Wu, YK Li, et al. 2024. Deepseek-coder: When the large language model meets programming—the rise of code intelligence. *arXiv preprint arXiv:2401.14196*.
- Tihomir Gvero and Viktor Kuncak. 2015. Interactive synthesis using free-form queries. In *2015 IEEE/ACM 37th IEEE International Conference on Software Engineering*, volume 2, pages 689–692. IEEE.
- Nai-Chieh Huang, Ping-Chun Hsieh, Kuo-Hao Ho, and I-Chen Wu. 2024. Ppo-clip attains global optimality: Towards deeper understandings of clipping. In *Proceedings of the AAAI Conference on Artificial Intelligence*, volume 38, pages 12600–12607.
- Juyong Jiang, Fan Wang, Jiasi Shen, Sungju Kim, and Sunghun Kim. 2024. A survey on large language models for code generation. *arXiv preprint arXiv:2406.00515*.
- Sumith Kulal, Panupong Pasupat, Kartik Chandra, Mina Lee, Oded Padon, Alex Aiken, and Percy S Liang. 2019. Spoc: Search-based pseudocode to code. *Advances in Neural Information Processing Systems*, 32.
- Hung Le, Yue Wang, Akhilesh Deepak Gotmare, Silvio Savarese, and Steven Chu Hong Hoi. 2022. Coderl: Mastering code generation through pretrained models and deep reinforcement learning. *Advances in Neural Information Processing Systems*, 35:21314–21328.
- Harrison Lee, Samrat Phatale, Hassan Mansoor, Thomas Mesnard, Johan Ferret, Kellie Lu, Colton Bishop, Ethan Hall, Victor Carbune, Abhinav Rastogi, et al. 2023. Rlaif: Scaling reinforcement learning from human feedback with ai feedback. *arXiv preprint arXiv:2309.00267*.
- Raymond Li, Loubna Ben Allal, Yangtian Zi, Niklas Muennighoff, Denis Kocetkov, Chenghao Mou, Marc Marone, Christopher Akiki, Jia Li, Jenny Chim, et al. 2023. Starcoder: may the source be with you! *arXiv preprint arXiv:2305.06161*.
- Yujia Li, David Choi, Junyoung Chung, Nate Kushman, Julian Schrittwieser, Rémi Leblond, Tom Eccles, James Keeling, Felix Gimeno, Agustin Dal Lago, et al. 2022. Competition-level code generation with alphacode. *Science*, 378(6624):1092–1097.
- Hunter Lightman, Vineet Kosaraju, Yura Burda, Harri Edwards, Bowen Baker, Teddy Lee, Jan Leike, John Schulman, Ilya Sutskever, and Karl Cobbe. 2023. Let’s verify step by step. *arXiv preprint arXiv:2305.20050*.
- Greg Little and Robert C Miller. 2007. Keyword programming in java. In *Proceedings of the 22nd IEEE/ACM International Conference on Automated Software Engineering*, pages 84–93.
- Jiate Liu, Yiqin Zhu, Kaiwen Xiao, Qiang Fu, Xiao Han, Wei Yang, and Deheng Ye. 2023. Rlrf: Reinforcement learning from unit test feedback. *arXiv preprint arXiv:2307.04349*.
- Liangchen Luo, Yinxiao Liu, Rosanne Liu, Samrat Phatale, Harsh Lara, Yunxuan Li, Lei Shu, Yun Zhu, Lei Meng, Jiao Sun, et al. 2024. Improve mathematical reasoning in language models by automated process supervision. *arXiv preprint arXiv:2406.06592*.
- Qianli Ma, Haotian Zhou, Tingkai Liu, Jianbo Yuan, Pengfei Liu, Yang You, and Hongxia Yang. 2023. Let’s reward step by step: Step-level reward model as the navigators for reasoning. *arXiv preprint arXiv:2310.10080*.
- Volodymyr Mnih. 2013. Playing atari with deep reinforcement learning. *arXiv preprint arXiv:1312.5602*.
- Volodymyr Mnih, Koray Kavukcuoglu, David Silver, Andrei A Rusu, Joel Veness, Marc G Bellemare, Alex Graves, Martin Riedmiller, Andreas K Fidjeland, Georg Ostrovski, et al. 2015. Human-level control through deep reinforcement learning. *nature*, 518(7540):529–533.
- Erik Nijkamp, Bo Pang, Hiroaki Hayashi, Lifu Tu, Huan Wang, Yingbo Zhou, Silvio Savarese, and Caiming Xiong. 2022. Codegen: An open large language model for code with multi-turn program synthesis. *arXiv preprint arXiv:2203.13474*.
- Long Ouyang, Jeffrey Wu, Xu Jiang, Diogo Almeida, Carroll Wainwright, Pamela Mishkin, Chong Zhang, Sandhini Agarwal, Katarina Slama, Alex Ray, et al. 2022. Training language models to follow instructions with human feedback. *Advances in neural information processing systems*, 35:27730–27744.
- Colin Raffel, Noam Shazeer, Adam Roberts, Katherine Lee, Sharan Narang, Michael Matena, Yanqi Zhou, Wei Li, and Peter J Liu. 2020. Exploring the limits of transfer learning with a unified text-to-text transformer. *Journal of machine learning research*, 21(140):1–67.
- Shuo Ren, Daya Guo, Shuai Lu, Long Zhou, Shujie Liu, Duyu Tang, Neel Sundaresan, Ming Zhou, Ambrosio Blanco, and Shuai Ma. 2020. Codebleu: a method for automatic evaluation of code synthesis. *arXiv preprint arXiv:2009.10297*.
- Stuart J Russell and Peter Norvig. 2016. *Artificial intelligence: a modern approach*. Pearson.
- John Schulman, Filip Wolski, Prafulla Dhariwal, Alec Radford, and Oleg Klimov. 2017. Proximal policy optimization algorithms. *arXiv preprint arXiv:1707.06347*.
- Parshin Shojaee, Aneesh Jain, Sindhu Tipirneni, and Chandan K Reddy. 2023. Execution-based code generation using deep reinforcement learning. *arXiv preprint arXiv:2301.13816*.

- Hugo Touvron, Thibaut Lavril, Gautier Izacard, Xavier Martinet, Marie-Anne Lachaux, Timothée Lacroix, Baptiste Rozière, Naman Goyal, Eric Hambro, Faisal Azhar, et al. 2023a. Llama: Open and efficient foundation language models. *arXiv preprint arXiv:2302.13971*.
- Hugo Touvron, Louis Martin, Kevin Stone, Peter Albert, Amjad Almahairi, Yasmine Babaei, Nikolay Bashlykov, Soumya Batra, Prajjwal Bhargava, Shruti Bhosale, et al. 2023b. Llama 2: Open foundation and fine-tuned chat models. *arXiv preprint arXiv:2307.09288*.
- Jonathan Uesato, Nate Kushman, Ramana Kumar, Francis Song, Noah Siegel, Lisa Wang, Antonia Creswell, Geoffrey Irving, and Irina Higgins. 2022. Solving math word problems with process-and outcome-based feedback. *arXiv preprint arXiv:2211.14275*.
- Hado Van Hasselt, Arthur Guez, and David Silver. 2016. Deep reinforcement learning with double q-learning. In *Proceedings of the AAAI conference on artificial intelligence*, volume 30.
- Peiyi Wang, Lei Li, Zhihong Shao, Runxin Xu, Damai Dai, Yifei Li, Deli Chen, Yu Wu, and Zhifang Sui. 2024. Math-shepherd: Verify and reinforce llms step-by-step without human annotations. In *Proceedings of the 62nd Annual Meeting of the Association for Computational Linguistics (Volume 1: Long Papers)*, pages 9426–9439.
- Xin Wang, Yasheng Wang, Yao Wan, Fei Mi, Yitong Li, Pingyi Zhou, Jin Liu, Hao Wu, Xin Jiang, and Qun Liu. 2022. Compilable neural code generation with compiler feedback. *arXiv preprint arXiv:2203.05132*.
- Yue Wang, Hung Le, Akhilesh Deepak Gotmare, Nghi DQ Bui, Junnan Li, and Steven CH Hoi. 2023. Codet5+: Open code large language models for code understanding and generation. *arXiv preprint arXiv:2305.07922*.
- Yue Wang, Weishi Wang, Shafiq Joty, and Steven CH Hoi. 2021. Codet5: Identifier-aware unified pre-trained encoder-decoder models for code understanding and generation. *arXiv preprint arXiv:2109.00859*.
- Jason D Williams, Kavosh Asadi, and Geoffrey Zweig. 2017. Hybrid code networks: practical and efficient end-to-end dialog control with supervised and reinforcement learning. *arXiv preprint arXiv:1702.03274*.
- Jeff Wu, Long Ouyang, Daniel M Ziegler, Nisan Stiennon, Ryan Lowe, Jan Leike, and Paul Christiano. 2021. Recursively summarizing books with human feedback. *arXiv preprint arXiv:2109.10862*.
- Xiaoshi Wu, Keqiang Sun, Feng Zhu, Rui Zhao, and Hongsheng Li. 2023. Human preference score: Better aligning text-to-image models with human preference. In *Proceedings of the IEEE/CVF International Conference on Computer Vision*, pages 2096–2105.
- Zequ Wu, Yushi Hu, Weijia Shi, Nouha Dziri, Alane Suhr, Prithviraj Ammanabrolu, Noah A Smith, Mari Ostendorf, and Hannaneh Hajishirzi. 2024. Fine-grained human feedback gives better rewards for language model training. *Advances in Neural Information Processing Systems*, 36.
- Daoguang Zan, Bei Chen, Fengji Zhang, Dianjie Lu, Bingchao Wu, Bei Guan, Yongji Wang, and Jian-Guang Lou. 2022. Large language models meet nl2code: A survey. *arXiv preprint arXiv:2212.09420*.
- Huangzhao Zhang, Kechi Zhang, Zhuo Li, Jia Li, Yongmin Li, Yunfei Zhao, Yuqi Zhu, Fang Liu, Ge Li, and Zhi Jin. 2024. Deep learning for code generation: a survey. *SCIENCE CHINA Information Sciences*, 67(9):191101–.
- Ziyin Zhang, Chaoyu Chen, Bingchang Liu, Cong Liao, Zi Gong, Hang Yu, Jianguo Li, and Rui Wang. 2023. A survey on language models for code. *arXiv preprint arXiv:2311.07989*.

## A PPO Algorithm

The full algorithm of PRLCoder is detailed in Algorithm 1.

## B Dataset Augmentation

To establish a more standardized PRM dataset, we first normalize the code by standardizing the use of ‘\t’, ensuring uniform code formatting. Subsequently, to fully leverage feedback signals provided by the compiler, we supplement test cases for MBPP problems. Specifically, we leverage a teacher model to generate test cases aimed at achieving comprehensive path coverage. These test cases are executed using a compiler to verify their correctness and effectiveness. The prompt provided to the teacher model is designed as follows: "Given the following code and its existing test cases, supplement with a new test case to achieve full path coverage." As shown in Figure 6, here are some examples of the modifications we made to MBPP.

## C Case Study

**Reward model.** We conduct line-by-line reward evaluation experiments on the code generation results using the trained process-supervised reward model (as shown in the Figure 7). The experimental results show that the model’s reward evaluations are largely consistent with the feedback from the compiler, accurately assigning negative rewards to erroneous lines of code. This effectively enhances the model’s ability to assess the quality of code generation.

**Policy model.** We conduct a comparative analysis of the code generated by the baseline model and PRLCoder. As shown in Figure 8, the code generated by PRLCoder not only maintains process integrity but also ensures greater accuracy of the results. This demonstrates that PRLCoder’s modeling of process supervision in code generation tasks is more effective, thereby enhancing the quality and reliability of the generated code.

## D Error Distribution

To validate the effectiveness of our proposed strategy, we conduct an error distribution analysis on the automatically constructed reward dataset and the code generated by the baseline model. As shown in Figure 9, the error distributions of the two code sets exhibit significant overlap, demonstrating that the reward dataset constructed using

this strategy effectively captures common error patterns in the code generation process. Furthermore, when this dataset is used to train PRM within a reinforcement learning framework, it significantly enhances the model’s ability to supervise code generation.

---

**Algorithm 1** Process-Supervised Reinforcement Learning for Code Generation
 

---

**Input:** initial policy model  $P_{\theta_{\text{init}}}$ ; initial value model  $V_{\psi_{\text{init}}}$ ; PRM  $R_{\phi}$  trained from step-level datasets; code task prompts  $\mathcal{D}$ ; hyperparameters  $\gamma, \lambda, \epsilon, \beta$

**Output:**  $P_{\theta}$

- 1: policy model  $P_{\theta} \leftarrow P_{\theta_{\text{init}}}$ , value model  $V_{\psi} \leftarrow V_{\psi_{\text{init}}}$
- 2: **for** step = 1, ...,  $M$  **do**
- 3:   Sample a batch  $\mathcal{D}_b$  from  $\mathcal{D}$
- 4:   Sample output sequence of program  $w^n \sim P_{\theta}(\cdot | x^n)$  for each prompt  $x^n \in \mathcal{D}_b$
- 5:   Compute rewards  $\{r_t^n\}_{t=1}^{|w^n|}$  for each sampled output  $w^n$  by running  $R_{\phi}$
- 6:   Compute advantages  $\{A_t\}_{t=1}^{|w^n|}$  and value targets  $\{V^{\text{tar}}(s_t)\}_{t=1}^{|w^n|}$  for each  $w^n$  with  $V_{\psi}$
- 7:   **for** PPO iteration = 1, ...,  $\mu$  **do**
- 8:     Update the policy model using PPO objective:

$$\theta \leftarrow \arg \max_{\theta} \frac{1}{|\mathcal{D}_b|} \sum_{n=1}^{|\mathcal{D}_b|} \frac{1}{|w^n|} \sum_{t=1}^{|w^n|} \min \left( \frac{P_{\theta}(a_t | s_t)}{P_{\theta_{\text{old}}}(a_t | s_t)} A_t, \text{clip}(v_t, 1 - \epsilon, 1 + \epsilon) A_t \right)$$

- 9:     Update the value model by minimizing a square-error objective:

$$\psi \leftarrow \arg \min_{\psi} \frac{1}{|\mathcal{D}_b|} \sum_{n=1}^{|\mathcal{D}_b|} \frac{1}{|w^n|} \sum_{t=1}^{|w^n|} (V_{\psi}(s_t) - V^{\text{tar}}(s_t))^2$$

10:   **end for**

11: **end for**

---


Test case augment	
Write a function to check if the given integer is a prime number. <pre>def prime_num(num):     if num &gt;= 1:         for i in range(2, num//2):             if (num % i) == 0:                 return False             else:                 return True         else:             return False</pre>	<b>test list:</b> <pre>assert prime_num(13)==True assert prime_num(7)==True assert prime_num(-1010)==False</pre>
if (num % i) == 0:   uncovered code lines return False	
Add to: assert prime_num(6)==False	
Write a function to replace whitespaces with an underscore and vice versa in a given string by using regex. <pre>def replace_spaces(text):     text =text.replace(" ", "_")     return (text)     text =text.replace("_", " ")     return (text)</pre>	<pre>text =text.replace("_", "&lt;SPACE&gt;") text =text.replace(" ", "_") text =text.replace("&lt;SPACE&gt;", " ") return (text)</pre>
text =text.replace(" ", "_")   wrong	
<pre>assert replace_spaces('Jumanji The Jungle') == 'Jumanji_The_Jungle' assert replace_spaces('The Avengers') == 'The_Avengers' assert replace_spaces('Fast and Furious') == 'Fast_and_Furious'</pre>	
Add to: assert replace_spaces('Hello World 2024') == 'Hello_World 2024'	

Figure 6: Some examples of the modifications we made to MBPP to align with our method

Question(NL)	
<p>Write a function to find number of even elements in the given list using lambda function. Your code should satisfy these tests:</p> <pre>assert count_even([1, 2, 3, 5, 7, 8, 9, 10])==3 assert count_even([10,15,14,13,-18,12,-20])==5 assert count_even([1, 2, 4, 8, 9])==3</pre>	
Answer(Python)	
Reward model assignment:	Compiler feedback:
<pre>def count_even(list1):     even = filter(lambda x: (x%2==0),list1)     return len(even)</pre>	TypeError: object of type 'filter' has no len()
<pre>import math def count_even(arr):     cit = lambda ele:1 if ele%2==0 else 0     return sum(filter(cit, arr))</pre>	AssertionError
<pre>def count_even(arr):     odd_cnt = 0     for i in range(0, len(arr)):         if (arr[i]%2 == 0):             odd_cnt += 1     return odd_cnt</pre>	Pass
<pre>def count_even(n):     even = filter(lambda x: x%2==0, n)     return len(even)</pre>	TypeError: object of type 'filter' has no len()

Question(NL)	
<p>Write a python function to shift first element to the end of given list. Your code should satisfy these tests:</p> <pre>assert move_last([1,2,3,4]) == [2,3,4,1] assert move_last([2,3,4,1,5,0]) == [3,4,1,5,0,2] assert move_last([5,4,3,2,1]) == [4,3,2,1,5]</pre>	
Answer(Python)	
Reward model assignment:	Compiler feedback:
<pre>def move_last(arr):     first = arr[0]     arr.remove(first)     arr.insert(1, first)     return arr</pre>	AssertionError
<pre>def move_last(list1):     list1.append(list1.pop(0))     return list1</pre>	Pass
<pre>def move_last(list):     first = list[0]     list1 = [i for i in num_list if i != first]     list1.append(first)     return list1</pre>	Pass
<pre>def move_last(n):     n = filter(lambda i: i != n[0], n)()     n.extend(n[0])     return n</pre>	TypeError: 'filter' object is not callable AssertionError

Figure 7: case study on assigning rewards line by line in our PRM

Question(NL)	
<p>Write a python function to count all the substrings starting and ending with same characters. Your code should satisfy these tests:</p> <pre>assert count_Substring_With_Equal_Ends("abc") == 3 assert count_Substring_With_Equal_Ends("abcda") == 6 assert count_Substring_With_Equal_Ends("ab") == 2</pre>	
Answer(Python)	
Base Model	PRLCoder
<pre>def count_Substring_With_Equal_Ends(s):     cnt = 0;     n = len(s)     for i in range(n): for j in range(i+1, n):         if (s[i] == s[j]):             cnt += 1;         else:             cnt = 0;     return cnt;</pre>	<pre>def count_Substring_With_Equal_Ends(str):     count = 0     for i in range(len(str)):         for j in range(i, len(str)):             if (str[i] == str[j]):                 count += 1     return count</pre>

Question(NL)	
<pre>from typing import List, Tuple def sum_product(numbers: List[int]) -&gt; Tuple[int, int]:     """     For a given list of integers, return a tuple consisting of a sum and a product of all the integers in a list. Empty sum should be equal to 0 and empty product should be equal to 1.     &gt;&gt;&gt; sum_product([]) (0, 1)     &gt;&gt;&gt; sum_product([1, 2, 3, 4]) (10, 24)     """</pre>	
Answer(Python)	
Base Model	PRLCoder
<pre>if not numbers:     return 0, 1 return sum(numbers) product = 1 for i in range(numbers):     product = product * numbers[i] return product</pre>	<pre>sum = 0 product = 1 for n in numbers:     sum += n     product *= n return sum, product</pre>

Figure 8: case study on code generation results of the base model and PRLCoder

Error Distribution		
Write a function to find sequences of lowercase letters joined with an underscore.		
<pre>def text_lowercase_underscore(text):     patterns = '^[a-z]+_[a-z]+\$'     if re.search(patterns, text):         return 'Found a match!'     else:         return('Not matched!')</pre>	<p><b>mutate</b></p> <p>⇒</p> <p><b>refactor</b></p>	<pre>patterns = '^[A-Z]+_[a-z]+\$'</pre> <pre>patterns = r'^(?:[a-z]+_[a-z]+)\$'</pre> <p><b>model output:</b> <pre>def text_lowercase_underscore(text):     patterns = '^[a-z]+_[A-Z]+'     if re.search(patterns, text):         return 'Found a match!'     else:         return('Not matched!')</pre> </p>
Write a function to determine whether all the numbers are different from each other are not.		
<pre>def test_distinct(data):     if len(data) == len(set(data)):         return True     else:         return False;</pre>	<p><b>mutate</b></p> <p>⇒</p> <p><b>refactor</b></p>	<pre>if len(data) != len(set(data)):</pre> <pre>if all(data.count(x) == 1 for x in data):</pre> <p><b>model output:</b> <pre>def test_distinct(nums):     s = set(nums)\n     if len(s) != len(nums):         return True     else:         return False</pre> </p>

Figure 9: Some examples of the same error distribution generated by the reward dataset and the base model.