

Scalable Precise Computation of Shannon Entropy

Yong Lai^{1,2}, Haolong Tong^{1,2}, Zhenghang Xu^{1,2,3}, Minghao Yin^{2,3*}

¹College of Computer Science and Technology, Jilin University, Changchun 130012, China

²Key Laboratory of Symbolic Computation and Knowledge Engineering Ministry of Education, Jilin University, Changchun 130012, China

³School of Computer Science and Information Technology, Northeast Normal University, Changchun 130017, China

Abstract

Quantitative information flow analyses (QIF) are a class of techniques for measuring the amount of confidential information leaked by a program to its public outputs. Shannon entropy is an important method to quantify the amount of leakage in QIF. This paper focuses on the programs modeled in Boolean constraints and optimizes the two stages of the Shannon entropy computation to implement a scalable precise tool PSE. In the first stage, we design a knowledge compilation language called ADD[\wedge] that combines Algebraic Decision Diagrams and conjunctive decomposition. ADD[\wedge] avoids enumerating possible outputs of a program and supports tractable entropy computation. In the second stage, we optimize the model counting queries that are used to compute the probabilities of outputs. We compare PSE with the state-of-the-art probably approximately correct tool EntropyEstimation, which was shown to significantly outperform the existing precise tools. The experimental results demonstrate that PSE solved 55 more benchmarks compared to EntropyEstimation in a total of 441. For 98% of the benchmarks that both PSE and EntropyEstimation solved, PSE is at least $10\times$ as efficient as EntropyEstimation.

1 Introduction

Quantitative information flow (QIF) is an important approach to measuring the amount of information leaked about a secret by observing the running of a program [Denning, 1982; Gray III, 1992]. In QIF, we often quantify the leakage using entropy-theoretic notions, such as Shannon entropy [Backes *et al.*, 2009; Cernỳ *et al.*, 2011; Phan *et al.*, 2012; Smith, 2009] or min-entropy [Backes *et al.*, 2009; Meng and Smith, 2011; Phan *et al.*, 2012; Smith, 2009]. Roughly speaking, a program in QIF can be seen as a function from a set of secret inputs X to outputs Y observable to an attacker who may try

to infer X based on the output Y . Boolean formulas are a basic representation to model programs [Fremont *et al.*, 2017; Golia *et al.*, 2022]. In this paper, we focus on precisely computing the Shannon entropy of a program expressed in Boolean formulas.

Let $\varphi(X, Y)$ be a (Boolean) formula that models the relationship between the input variable set X and the output variable set Y in a given program, such that for any assignment of X , at most one assignment of Y satisfies the formula $\varphi(X, Y)$. Let p represent a probability distribution defined over the set $\{0, 1\}^Y$. For each assignment σ to Y , i.e., $\sigma : Y \mapsto \sigma$, the probability is defined as $p_\sigma = \frac{|Sol(\varphi(Y \mapsto \sigma))|}{|Sol(\varphi)_{\downarrow X}|}$, where $Sol(\varphi(Y \mapsto \sigma))$ denotes the set of solutions of $\varphi(Y \mapsto \sigma)$ and $Sol(\varphi)_{\downarrow X}$ denotes the set of solutions of φ projected to X . The Shannon entropy of φ is $H(\varphi) = \sum_{\sigma \in 2^Y} -p_\sigma \log p_\sigma$. Then we can immediately obtain a measure of leaked information with the computed entropy and the assumption that X follows a uniform distribution¹ [Klebanov *et al.*, 2013].

The workflow of the current precise methods of computing entropy can often be divided into two stages. In the first stage, we enumerate possible outputs, i.e., the satisfying assignments over Y , while in the second stage, we compute the probability of the current output based on the number of inputs mapped to the output [Golia *et al.*, 2022]. The computation in the second stage often invokes model counting (#SAT), which refers to computing the number of solutions $Sol(\varphi)$ for a given formula φ . Due to the exponential possible outputs, the current precise methods are often difficult to scale to programs with a large size of Y . Therefore, more researchers are focusing on approximate estimation of Shannon entropy. We remark that Golia *et al.* [Golia *et al.*, 2022] proposed the first Shannon entropy estimation tool, EntropyEstimation, which guarantees that the estimate lies within $(1 \pm \epsilon)$ -factor of $H(\varphi)$ with confidence at least $1 - \delta$. EntropyEstimation employs uniform sampling to avoid generating all outputs, and indeed scales much better than the precise methods.

As previously discussed, current methods for precisely computing Shannon entropy struggle to scale with formulas involving a large set of outputs. Theoretically, this requires performing up to $2^{|Y|}$ model counting queries. The primary

*Corresponding author

Authors are listed alphabetically by last name.

¹If X does not follow a uniform distribution, techniques exist for reducing the analysis to a uniform case [Backes *et al.*, 2011].

contribution of this paper is to enhance the scalability of precise Shannon entropy computation by improving both stages of the computation process. For the first stage, we design a knowledge compilation language to guide the search to avoid exhausting the possible outputs. This language augments Algebraic Decision Diagrams (ADD), an influential representation, with conjunctive decomposition. For the second stage, instead of performing model counting queries individually, we leverage shared component caching across successive queries. Moreover, we take advantage of literal equivalence to pre-process the formula corresponding to a given program. Putting all the above techniques together, we develop a Precise Shannon Entropy tool PSE. We conducted an extensive experimental evaluation over a comprehensive set of benchmarks (441 in total) and compared PSE with the existing precise Shannon entropy computing methods and the current state-of-the-art Shannon entropy estimation tool, EntropyEstimation. Our experiments indicate that EntropyEstimation is able to solve 274 instances, whereas PSE surpasses this by solving an additional 55 instances. Among the benchmarks that were solved by both PSE and EntropyEstimation, PSE is at least 10× as efficient as EntropyEstimation in 98% of these benchmarks.

The rest of the paper is structured as follows. We present notation and background in Section 2. We introduce ADD with conjunctive decomposition in Section 3. Section 4 presents the application of ADD[\wedge] to QIF and introduces our precise entropy tool, PSE. Section 5 details the specific results and analysis of the experiments. Section 6 discusses related work. Finally, we conclude in Section 7.

2 Notations and Background

In this paper, we focus on the programs modeled by (Boolean) formulas. In the formulas discussed, the symbols x and y denote variables, and literal l refers to either the variable x or its negation $\neg x$, where $var(l)$ represents the variable underlying the literal l . A formula φ is constructed from the constants *true*, *false* and variables using negation operator \neg , conjunction operator \wedge , disjunction operator \vee , implication operator \rightarrow , and equality operator \leftrightarrow , where $Vars(\varphi)$ denotes the set of variables appearing in φ . A clause C (resp. term T) is a set of literals representing their disjunction (resp. conjunction). A formula in conjunctive normal form (CNF) is a set of clauses representing their conjunction. Given a formula φ , a variable x , and a constant b , the substitution $\varphi[x \mapsto b]$ refers to the transformed formula obtained by substituting the occurrence of x with b throughout φ .

An assignment σ over variable set V is a mapping from V to $\{false, true\}$. The set of all assignments over V is denoted by 2^V . Given a subset $V' \subseteq V$, $\sigma_{\downarrow V'} = \{x \mapsto b \in \sigma \mid x \in V'\}$. Given a formula φ , an assignment over $Vars(\varphi)$ satisfies φ ($\sigma \models \varphi$) if the substitution $\varphi[\sigma]$ is equivalent to *true*. Given an assignment σ , if all variables are assigned a value in $\{false, true\}$, then σ is referred to as a complete assignment. Otherwise it is a partial assignment. A satisfying assignment is also called solution or model. We use $Sol(\varphi)$ to the set of solutions of φ , and model counting is the problem of computing $|Sol(\varphi)|$. Given two formulas φ and ψ over V ,

$$\varphi \models \psi \text{ iff } Sol(\varphi \wedge \neg\psi) = \emptyset.$$

2.1 Circuit formula and its Shannon entropy

Given a formula $\varphi(X, Y)$ to represent the relationship between input variables X and output variables Y , if $\sigma_{\downarrow X} = \sigma'_{\downarrow X}$ implies $\sigma = \sigma'$ for each $\sigma, \sigma' \in Sol(\varphi)$, then we say φ is a circuit formula. It is standard in the security community to employ circuit formulas to model programs in QIF [Golia *et al.*, 2022].

Example 1. *The following formula is a circuit formula with input variables $X = \{x_1, \dots, x_{2n}\}$ and output variables $Y = \{y_1, \dots, y_{2n}\}$: $\varphi_n^{sep} = \bigwedge_{i=1}^n (x_i \wedge x_{n+i} \rightarrow y_i \wedge y_{n+i}) \wedge (\neg x_i \vee \neg x_{n+i} \rightarrow \neg y_i \wedge \neg y_{n+i})$.*

In the computation of Shannon entropy, we focus on the probability of each output. Let p be a probability distribution defined over the set $\{false, true\}^Y$. For each assignment σ to Y , i.e., $\sigma : Y \mapsto \{false, true\}$, the probability is defined as $p_\sigma = \frac{|Sol(\varphi(Y \mapsto \sigma))|}{|Sol(\varphi)_{\downarrow X}|}$, where $Sol(\varphi(Y \mapsto \sigma))$ denotes the set of solutions of $\varphi(Y \mapsto \sigma)$ and $Sol(\varphi)_{\downarrow X}$ denotes the set of solutions of φ projected to X . Since φ is a circuit formula, it is easy to prove that $|Sol(\varphi)_{\downarrow X}| = |Sol(\varphi)|$. Then, the entropy of φ is $H(\varphi) = \sum_{\sigma \in 2^Y} -p_\sigma \log p_\sigma$. The base for log may be chosen freely but we use base 2 by following the convention in QIF [Smith, 2009].

2.2 Algebraic Decision Diagrams

The Algebraic Decision Diagram with conjunctive decomposition (ADD[\wedge]) proposed in this paper is an extended form based on Algebraic Decision Diagram (ADD [Bahar *et al.*, 1997]). ADD is an extended version of BDD that incorporates multiple terminal nodes, each assigned a real-valued. ADD is a compact representation of a real-valued function as a directed acyclic graph. The original design motivation for ADD was to solve matrix multiplication, shortest path algorithms, and direct methods for numerical linear algebra [Bahar *et al.*, 1997]. In subsequent research, ADD has also been used for stochastic model checking [Kwiatkowska *et al.*, 2007], stochastic programming [Hoey *et al.*, 2013], and weighted model counting [Dudek *et al.*, 2020].

We consider an ADD consisting of a quadruple (X, S, π, G) , where X is the set of variables of a Boolean formula, S is an arbitrary set (called the carrier set), and π is the order of occurrence of the variables, G is a rooted directed acyclic graph [Dudek *et al.*, 2020]. An ADD is a rooted directed acyclic graph G , where the non-terminal nodes have labels that are elements in the set X and have two outgoing edges labeled *false* and *true* (referred to in this paper as the *lo* edge and the *hi* edge, represented by dashed and solid lines respectively), and all the terminal nodes are labeled with an element in the set S . The order of the appearance of the labels of non-terminal nodes in all paths from the root to the terminal nodes in G must be consistent with the order of the elements in π .

3 ADD[\wedge]: A New Tractable Representation

In order to compute the Shannon entropy of a circuit formula $\varphi(X, Y)$, we need to use the probability distribution over the

outputs. Algebraic Decision Diagrams (ADDs) are an influential compact probability representation that can be exponentially smaller than the explicit representation. Macii and Poncino [Macii and Poncino, 1996] showed that ADD supports efficient exact computation of entropy. However, we observed in the experiments that the sizes of ADDs often exponentially explode with large circuit formulas. We draw inspiration from a Boolean representation known as the Ordered Binary Decision Diagram with conjunctive decomposition (OBDD $[\wedge]$) [Lai *et al.*, 2017], which reduces its size through recursive component decomposition and divide-and-conquer strategies. This approach enables the representation to be exponentially smaller than the original OBDD. Accordingly, we propose a probabilistic representation called Algebraic Decision Diagrams with conjunctive decomposition (ADD $[\wedge]$) and show it supports tractable entropy computation. ADD $[\wedge]$ is a general form of ADD and is defined as follows:

Definition 1. An ADD $[\wedge]$ is a rooted DAG, where each node u is labeled with a symbol $\text{sym}(u)$. If u is a terminal node, $\text{sym}(u)$ is a non-negative real weight, also denoted by $\omega(u)$; otherwise, $\text{sym}(u)$ is a variable (called decision node) or operator \wedge (called decomposition node). The children of a decision node u are referred to as the low child $\text{lo}(u)$ and the high child $\text{hi}(u)$, and connected by dashed lines and solid lines, respectively, corresponding to the cases where $\text{var}(u)$ is assigned the value of false and true. For a decomposition node, its sub-graphs do not share any variables. An ADD $[\wedge]$ is imposed with a linear ordering \prec of variables such that given a node u and its non-terminal child v , $\text{var}(u) \prec \text{var}(v)$.

Hereafter, we denote the set of variables that appear in the graph rooted at u as $\text{Vars}(u)$ and the set of child nodes of u as $\text{Ch}(u)$. We now turn to show that how an ADD $[\wedge]$ defines a probability distribution:

Definition 2. Let u be an ADD $[\wedge]$ node over a set of variables Y and let σ be an assignment over Y . The weight of σ is defined as follows:

$$\omega(\sigma, u) = \begin{cases} \omega(u) & \text{terminal} \\ \prod_{v \in \text{Ch}(u)} \omega(\sigma, v) & \text{decomposition} \\ \omega(\sigma, \text{lo}(u)) & \text{decision and } \sigma \models \neg \text{var}(u) \\ \omega(\sigma, \text{hi}(u)) & \text{decision and } \sigma \models \text{var}(u) \end{cases}$$

The weight of a non-terminal ADD $[\wedge]$ rooted at u is denoted by $\omega(u)$ and defined as $\sum_{\sigma \in 2^{\text{Vars}(u)}} \omega(\sigma, u)$. The probability of σ over u is defined as $p(\sigma, u) = \frac{\omega(\sigma, u)}{\omega(u)}$.

Figure 1 depicts an ADD $[\wedge]$ representing the probability distribution of φ_n^{sep} in Example 1 over its outputs wrt $y_1 \prec y_2 \prec \dots \prec y_{2n}$. The reader can verify that each equivalent ADD wrt \prec has an exponential number of nodes. In the knowledge compilation field [Darwiche and Marquis, 2002; Fargier *et al.*, 2014], we often use the notion of succinctness to describe the space efficiency of a representation. Due to the following observations, we can see that ADD $[\wedge]$ is strictly more succinct than ADD: OBDD and OBDD $[\wedge]$ are subsets of ADD and ADD $[\wedge]$, respectively, OBDD $[\wedge]$ is strictly more succinct than OBDD [Lai *et al.*, 2017]; and each OBDD $[\wedge]$ cannot be represented into a non-OBDD ADD.

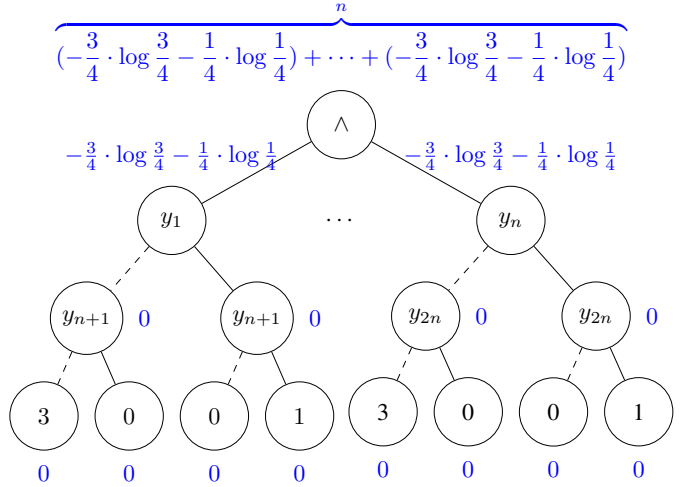


Figure 1: An ADD $[\wedge]$ representing the probability distribution of φ_n^{sep} in Example 1 over its outputs. According to Proposition 2, the computed entropy for each node is marked in blue font.

3.1 Tractable Computation of Weight and Entropy

The computation of Shannon entropy of ADD $[\wedge]$ depends on the computation of its weight. We first show that for an ADD $[\wedge]$ node u , we can compute its weight $\omega(u)$ in polynomial time.

Proposition 1. Given a non-terminal node u in ADD $[\wedge]$, its weight $\omega(u)$ can be recursively computed as follows in polynomial time:

$$\omega(u) = \begin{cases} \prod_{v \in \text{Ch}(u)} \omega(v) & \text{decomposition} \\ 2^{n_0} \cdot \omega(\text{lo}(u)) + 2^{n_1} \cdot \omega(\text{hi}(u)) & \text{decision} \end{cases}$$

where $n_0 = |\text{Vars}(u)| - |\text{Vars}(\text{lo}(u))| - 1$ and $n_1 = |\text{Vars}(u)| - |\text{Vars}(\text{hi}(u))| - 1$.

Proof. The time complexity is immediate by using dynamic programming. We prove the equation can compute the weight correctly by induction on the number of variables of the ADD $[\wedge]$ rooted at u . It is obvious that the weight of a terminal node is the real value labeled. For the case of the \wedge node, since the variables of the child nodes are all disjoint, it can be easily seen from Definition 1. Next, we will prove the case of the decision node. Assume that when $|\text{Vars}(u)| \leq n$, this proposition holds. For the case where $|\text{Vars}(u)| = n + 1$, we use Y_0 and Y_1 to denote $\text{Vars}(\text{lo}(u))$ and $\text{Vars}(\text{hi}(u))$, and we have $|Y_0| \leq n$ and $|Y_1| \leq n$. Thus, $\omega(\text{lo}(u))$ and $\omega(\text{hi}(u))$ can be computed correctly. According to Definition 2, $\omega(u) = \sum_{\sigma \in 2^{\text{Vars}(u)}} \omega(\sigma, u)$. The assignments over $\text{Vars}(u)$ can be divided into two categories:

- The assignment $\sigma \models \neg \text{var}(u)$: It is obvious that $\omega(\sigma, u) = \omega(\sigma \downarrow_{Y_0}, \text{lo}(u))$. Each assignment over Y_0 can be extended to exactly 2^{n_0} different assignments over $\text{Vars}(u)$ in this category. Thus, we have the following equation:

$$\sum_{\sigma \in 2^{\text{Vars}(u)} \wedge \sigma \models \neg \text{var}(u)} \omega(\sigma, u) = 2^{n_0} \cdot \omega(\text{lo}(u)).$$

- The assignment $\sigma \models \text{var}(u)$: This case is similar to the above case.

To sum up, we can obtain that $\omega(u) = 2^{n_0} \cdot \omega(\text{lo}(u)) + 2^{n_1} \cdot \omega(\text{hi}(u))$. \square

Now we explain how $\text{ADD}[\wedge]$ computes its Shannon entropy in polynomial time.

Proposition 2. *Given an $\text{ADD}[\wedge]$ rooted at u , its entropy $H(u)$ can be recursively computed in polynomial time as follows:*

$$H(u) = \begin{cases} 0 & \text{terminal} \\ \sum_{v \in \text{Ch}(u)} H(v) & \text{decomposition} \\ p_0 \cdot (H(\text{lo}(u)) + n_0) \\ + p_1 \cdot (H(\text{hi}(u)) + n_1) & \text{decision} \\ -p_0 \cdot \log p_0 - p_1 \cdot \log p_1 \end{cases}$$

where $n_0 = |\text{Vars}(u)| - |\text{Vars}(\text{lo}(u))| - 1$, $n_1 = |\text{Vars}(u)| - |\text{Vars}(\text{hi}(u))| - 1$, $p_0 = \frac{2^{n_0} \cdot \omega(\text{lo}(u))}{\omega(u)}$, and $p_1 = \frac{2^{n_1} \cdot \omega(\text{hi}(u))}{\omega(u)}$.

Proof. According to Proposition 1, $\omega(u)$ can be computed in polynomial time, and therefore the time complexity in this proposition is obvious. The case of terminal node is obviously correct, the case of decomposition is immediately from the property entropy is additive, and next we show the correctness of the case of decision.

Let $H_0(u)$ be $-\sum_{\sigma \models \neg \text{sym}(u)} p(u, \sigma) \log p(u, \sigma)$ and $H_1(u)$ be $-\sum_{\sigma \models \text{sym}(u)} p(u, \sigma) \log p(u, \sigma)$. Then $H(u) = H_0(u) + H_1(u)$. We use X to denote $\text{Vars}(\text{lo}(u))$. $H_0(u) = -\sum_{\sigma \models \neg \text{sym}(u)} p_0 \cdot 2^{-n_0} \cdot p(\text{lo}(u), \sigma \downarrow X) \cdot (\log p_0 - n_0 + \log p(\text{lo}(u), \sigma \downarrow X)) = p_0 \cdot (-\log p_0 + n_0 + H(\text{lo}(u)))$. The case of H_1 is dual. \square

We close this section by explaining why we use the orderedness in the design of $\text{ADD}[\wedge]$. Actually, Propositions 1–2 still hold when we only use the more general read-once property: each variable appears at most once in each path from the root of an $\text{ADD}[\wedge]$ to a terminal node. First, our experimental results indicate that the linear ordering determined by the minfill algorithm in our tool PSE outperforms the dynamic orderings employed in the state-of-the-art model counters, where the former imposes the orderedness and the latter imposes the read-once property. Second, $\text{ADD}[\wedge]$ can provide tractable equivalence checking between probability distributions beyond this study.

4 PSE: Scalable Precise Entropy Computation

In this section, we introduce our tool PSE, designed to compute the Shannon entropy of a specified circuit CNF formula with respect to its output variables. Similar to other Shannon entropy tools, the main process of PSE is divided into two stages: the Y -stage (corresponding to outputs) and the X -stage (corresponding to inputs). In the Y -stage, we execute search with respect to the $\text{ADD}[\wedge]$ framework to precisely compute the Shannon entropy. In the X -stage, we perform multiple optimized model counting. PSE, depicted in Algorithm 1, takes in a CNF formula φ , an input set X , and an

output set Y , and returns the entropy $H(\varphi)$ of the formula. Propositions 1–2 and the following observation (its proof is in the appendix) guarantee that the entropy of the original formula is the output of the root call.

Observation 1. *Given a circuit formula $\varphi(X, Y)$ and a partial assignment σ without any input variables, we have the following properties:*

- $\varphi[\sigma](X, Y \setminus \text{Vars}(\sigma))$ is a circuit formula;
- Each $\psi_i(X \cap \text{Vars}(\psi_i), Y \cap \text{Vars}(\psi_i))$ is a circuit formula if $\varphi = \bigwedge_{i=1}^m \psi_i$ and for $1 \leq i \neq j \leq m$, $\text{Vars}(\psi_i) \cap \text{Vars}(\psi_j) = \emptyset$;
- If $\varphi[\sigma] \equiv \text{true}$, σ contains each output variable.

Algorithm 1: PSE(φ, X, Y)

Input: A circuit CNF formula φ with inputs X and outputs Y

Output: the entropy of φ

```

1 if  $\varphi = \text{false}$  then return 0
2 if  $\text{Cache}_H(\varphi) \neq \text{nil}$  then return  $\text{Cache}_H(\varphi)$ 
3 if  $Y = \emptyset$  then
4    $\text{Cache}_\#(\varphi) \leftarrow \text{CountModels}(\Phi)$ 
5   return  $\text{Cache}_H(\varphi) \leftarrow 0$ 
6  $\Psi = \text{Decompose}(\varphi)$ 
7 if  $|\Psi| > 1$  then
8    $\text{Cache}_\#(\varphi) = \prod_{\psi \in \Psi} \text{Cache}_\#(\psi)$ 
9   return  $\text{Cache}_H(\varphi) \leftarrow \sum_{\psi \in \Psi} \text{PSE}(\psi, X, Y_\psi)$ 
10  $y \leftarrow \text{PickGoodVar}(Y)$ 
11  $\varphi_0 \leftarrow \varphi[y \mapsto \text{false}]; \varphi_1 \leftarrow \varphi[y \mapsto \text{true}]$ 
12  $H_0 \leftarrow \text{PSE}(\varphi_0, X, Y \setminus \{y\})$ 
13  $H_1 \leftarrow \text{PSE}(\varphi_1, X, Y \setminus \{y\})$ 
14  $\text{Cache}_\#(\varphi) \leftarrow \text{Cache}_\#(\varphi_0) + \text{Cache}_\#(\varphi_1)$ 
15  $p_0 = \frac{\text{Cache}_\#(\varphi_0)}{\text{Cache}_\#(\varphi)}; p_1 = \frac{\text{Cache}_\#(\varphi_1)}{\text{Cache}_\#(\varphi)}$ 
16  $H \leftarrow p_0 \cdot H_0 - p_0 \cdot \log(p_0) + p_1 \cdot H_1 - p_1 \cdot \log(p_1)$ 
17 return  $\text{Cache}_H(\varphi) \leftarrow H$ 

```

We first deal with the cases in which φ is *false* in line 1. In such instances where the formula φ evaluates to *false*, the entropy associated with the assignment from the ancestor calls is defined as 0. In line 2, if the formula φ is cached, return its corresponding entropy. If the current Y is an empty set (in line 3), it means that a satisfiable assignment under the restriction of the output set Y has been obtained. We do not discuss the case where φ evaluates to *true*, because according to Observation 1, the scenario where set Y is empty inherently includes the case where φ is *true*. Lines 4–5 query model counting for the residual formula and calculate its H , corresponding to the terminal case of proposition 2. We invoke the Decompose function in line 6 to determine whether the formula φ can be decomposed into multiple components. Lines 7–9, if the formula can be decomposed into multiple sub-components, we calculate the models and entropy of each component ψ , and finally obtain the entropy of the formula φ . This corresponds to the \wedge case in Proposition 2. When there is only one component, we make a decision on the variables

in Y at line 10. The `PickGoodVar` function operates as a heuristic algorithm designed to select a variable from set Y , with the selection criteria being determined by the specific heuristic employed. Moving forward, line 11 generates the residual formulas φ_0 and φ_1 , corresponding to the variable y being assigned *false* and *true*, respectively. Following this, lines 12 and 13 are utilized to recursively determine the entropy H for each of these derived formulas. Since φ is a circuit formula, all residual formulas in the recursive process after the variables in decision Y are also circuit formulas. It follows from Observation 1 that when calculating the Shannon entropy of the circuit formula, $n_0 = n_1 = 0$. The model count of φ is cached at line 14, corresponding to the decision node case in Proposition 1. Finally, we compute the entropy of φ in lines 15-16 (corresponding to the third case in Proposition 2), and store it in the cache, returning it as the result in line 17.

4.1 Implementation

We now discuss the implementation details that are crucial for the runtime efficiency of PSE. Specifically, leveraging the tight interplay between entropy computation and model counting, our methodology integrates a variety of state-of-the-art techniques in model counting.

Initially, we have the option to employ various methodologies for the model counting query denoted by `CountModels` in line 7. The first considered method is to individually employ state-of-the-art model counters, such as SharpSAT-TD [Korhonen and Jarvisalo, 2021], Ganak [Sharma *et al.*, 2019] and ExactMC [Lai *et al.*, 2021]. The second method, known as `ConditionedCounting`, requires the preliminary construction of a representation for the original formula φ to support linear model counting. The knowledge compilation languages that can be used for this method include d-DNNF [Darwiche, 2004], OBDD[\wedge] [Lai *et al.*, 2017], and SDD [Choi *et al.*, 2013]. Upon reaching line 7, the algorithm executes conditioned model counting, utilizing the compiled representation of the formula and incorporating the partial assignment derived from the ancestor calls. The last method, `SharedCounting`, solves model counting queries by utilizing an exact model counter. Unlike the first method, it shares the component cache within the counter for all queries through a strategy named `XCache`. To distinguish it from the caching approach used in the X -stage, the caching method employed in the Y -stage is referred to as `YCache`. Our experimental observations indicate that the `SharedCounting` method is the most effective within the PSE framework.

Conjunctive Decomposition We employed dynamic component decomposition (well-known in model counting and knowledge compilation) to divide a formula into components, thereby enabling the dynamic programming calculation of their corresponding entropy, as stated in Proposition 2.

Variable Decision Heuristic We implemented the current state-of-the-art model counting heuristics for picking variable from Y in the computation of Shannon entropy, including VSADS [Sang *et al.*, 2005], minfill [Darwiche, 2009], the SharpSAT-TD heuristic [Korhonen and Jarvisalo, 2021], and DLCP [Lai *et al.*, 2021]. Our experiments consistently

demonstrate that the minfill heuristic exhibits the best performance. Therefore, we adopt the minfill heuristic as the default option for our subsequent experiments.

Pre-processing We have enhanced our entropy tool, PSE, by incorporating an advanced pre-processing technique that capitalizes on literal equivalence in model counting. This idea is inspired by the work of Lai *et al.* [Lai *et al.*, 2021] on capturing literal equivalence in model counting. Initially, we extract equivalent literals to simplify the formula. Subsequently, we restore the literals associated with the variables in set Y to prevent the entropy of the formula from becoming non-equivalent after substitution. This targeted restoration is sufficient to ensure the equivalence of entropy calculations. The new pre-processing method is called `Pre` in the following. This pre-processing approach is motivated by two primary considerations. Firstly, preprocessing based on literal equivalence can simplify the formula and enhance the efficiency of subsequent model counting. Secondly, and more crucially, it can reduce the treewidth of tree decomposition, which is highly beneficial for the variable heuristic method based on tree decomposition and contributes to improving the solving efficiency.

5 Experiments

To evaluate the performance of PSE, we implemented a prototype in C++ that employs ExactMC as the model counter. We extended the benchmarks from the experiments of Golia *et al.* [Golia *et al.*, 2022] to conduct a more comprehensive evaluation of the performance of PSE. We perform an extensive experimental evaluation over a comprehensive set of 441 benchmarks, which encompass diverse categories. These categories involve QIF benchmarks [Fremont *et al.*, 2017], plan recognition [Soos *et al.*, 2020], bit-blasted versions of SMTLIB benchmarks [Sharma *et al.*, 2019], and QBFEval competitions [Golia *et al.*, 2022]. Among them, the combinatorial circuits category further includes well-known benchmarks like ISCAS'85 and EPFL [Amarú *et al.*, 2015; Brglez *et al.*, 1989]. All experiments were run on a computer with Intel(R) Core(TM) i9-10920X CPU @ 3.50GHz and 32GB RAM. Each instance was run on a single core with a timeout of 3000 seconds and 8GB memory.

Through our evaluations and analysis, we sought to answer the following research questions:

- **RQ1:** How does the runtime performance of PSE compare to the state-of-the-art Shannon entropy tools with (probabilistic) accuracy guarantee?
- **RQ2:** How do the utilized methods impact the runtime performance of PSE?

Golia *et al.* [Golia *et al.*, 2022] have already demonstrated that their probably approximately correct tool `EntropyEstimation` is significantly more efficient than the state-of-the-art precise Shannon entropy tools. Due to space limit, we only compare with `EntropyEstimation`, and our detailed experimental comparison with the state-of-the-art precise tools is presented in the appendix. We remark that PSE significantly outperforms the precise baseline (the baseline was able to solve only 18 benchmarks, whereas PSE solved 329 benchmarks). This marked improvement is attributed to the linear

entropy computation capability of $\text{ADD}[\wedge]$ and the effectiveness of various strategies employed in PSE.

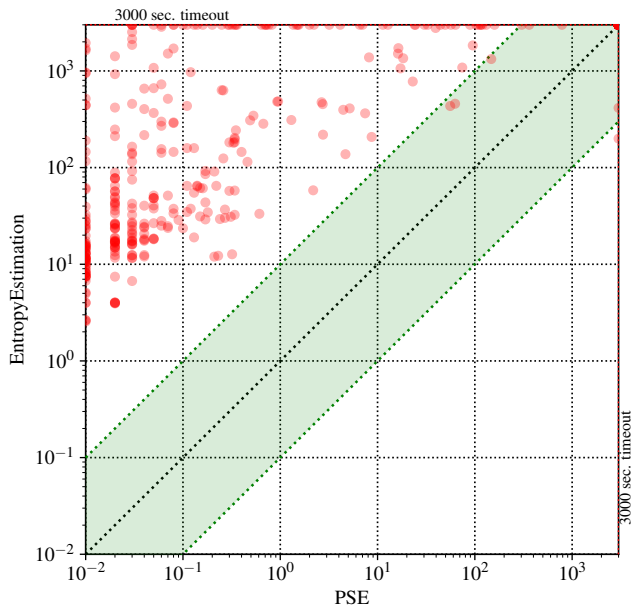


Figure 2: Scatter Plot of the running Time Comparison between PSE and EntropyEstimation.

5.1 Comparison with Shannon entropy estimation tool

We compare PSE with EntropyEstimation, the current state-of-the-art Shannon entropy estimation tool on 441 instances. Table 1 shows the performance of PSE and EntropyEstimation [Golia *et al.*, 2022] in entropy computing.

tool	Solved Instances			PAR-2 score
	Unique	Fastest	Total	
EntropyEstimation	2	0	274	2421.46
PSE (ours)	57	272	329	1531.56

Table 1: Detailed performance comparison of PSE and EntropyEstimation. Unique represents the number of instances that can only be solved by a specific tool. Fastest represents the number of instances that a tool solves with the shortest time.

Table 1 shows that, among the 441 instances tested and within the time limit of 3000 seconds, our tool PSE successfully solves 55 more instances than EntropyEstimation, indicating overall superior performance. For the instances where both PSE and EntropyEstimation successfully solved within the given time limit, PSE demonstrates a shorter computation time and a substantially lower average PAR-2² score than

²The average PAR-2 scoring scheme gives a penalized average runtime, assigning a runtime of two times the time limit for each benchmark that the tool fails to solve

EntropyEstimation. More intuitively, among all the benchmarks that both PSE and EntropyEstimation are capable of solving, in 98% of those benchmarks, the efficiency of PSE surpasses that of EntropyEstimation by a margin of at least ten times. For all the benchmarks where PSE and EntropyEstimation did not timeout and took more than 0.1 seconds, the mean speedup is 506.62, which indicates an improvement of more than two orders of magnitude. For the specific performance, please refer to the figure 2. The results clearly indicate that PSE outperforms EntropyEstimation in the majority of instances. This validates a positive answer to **RQ1**. We remark that EntropyEstimation is an estimation tool for Shannon entropy with probabilistic approximately correct results [Golia *et al.*, 2022]. PSE consistently performs better than a state-of-the-art entropy estimator across most instances, highlighting that our methods significantly enhance the scalability of precise Shannon entropy computation.

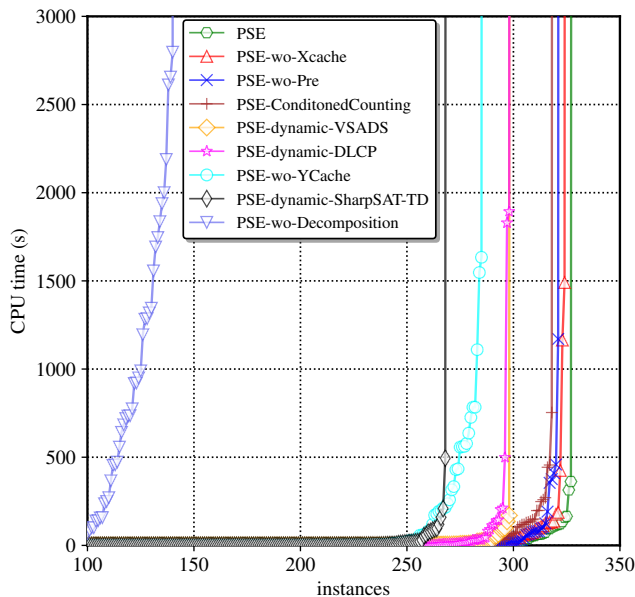


Figure 3: Cactus plot comparing different methods.

5.2 Impact of algorithmic configurations

To better verify the effectiveness of the PSE methods and answer **RQ2**, we conducted a comparative study on all the utilized methods, including methods for the *Y*-stage: Conjunctive Decomposition, YCache, Pre, variable decision heuristics (minfill, DLCP, SharpSAT-TD heuristic, VSADS), and methods for the *X*-stage: XCache and ConditionedCounting. In accordance with the principle of control variables, we conducted ablation experiments to evaluate the effectiveness of each method, ensuring that each experiment differed from the PSE tool by only one method. The cactus plot for the different methods is shown in Figure 3, where PSE represents our tool. PSE-wo-Decomposition indicates that the ConjunctiveDecomposition method is disabled in PSE, which means that its corresponding trace is ADD. PSE-wo-Pre means that Pre is turned off in PSE.

PSE-ConditionedCounting indicates that PSE employed the ConditionedCounting method rather than SharedCounting in the X -stage. PSE-wo-XCache indicates that the caching method is turned off in PSE in the X -stage. PSE-wo-YCache indicates that the caching method is turned off in PSE in the Y -stage. PSE-dynamic-SharpSAT-TD means that PSE replaces the minfill static variable order with the dynamic variable order: the variable decision-making heuristic method of SharpSAT-TD (all other configurations are the same as in PSE, only the variable decision-making heuristic is different). Similarly, PSE-dynamic-DLCP and PSE-dynamic-VSADS respectively indicate the selection of dynamic heuristic DLCP and VSADS.

The experimental results highlight the significant effects of conjunctive decomposition. Caching also demonstrates significant benefits, consistent with findings from previous studies on knowledge compilation. It can also be clearly observed that Pre improves the efficiency of PSE. Among the heuristic strategies, it is evident that minfill performs the best. In the technique of the X -stage, the ConditionedCounting method performs better than SharedCounting without XCache, but not as well as the SharedCounting method. This comparative experiment indicates that the shared component caching is quite effective. The ConditionedCounting method’s major advantage is its linear time complexity [Lai *et al.*, 2017]. However, a notable drawback is the requirement to construct an $\text{ADD}[\wedge]$ based on a static variable order, which can introduce considerable time overhead for more complex problems. Although the ConditionedCounting method is not the most effective, we believe it is still a promising and scalable method. In cases where an $\text{ADD}[\wedge]$ can be efficiently constructed based on a static variable order, the ConditionedCounting method may be more effective than the SharedCounting method, especially when modeling counting in the X -stage is particularly challenging. Finally, PSE utilizes the SharedCounting strategy in the X -stage, and incorporates ConjunctiveDecomposition, YCache, Pre, and the minfill heuristic method in the Y -stage.

6 Related work

Our work is based on the close relationship between QIF, model counting, and knowledge compilation. We introduce relevant work from three perspectives: (1) quantitative information flow analysis, (2) model counting, and (3) knowledge compilation.

Quantified information flow analysis At present, the QIF method based on model counting encounters two significant challenges. The first challenge involves constructing the logical postcondition Π_{proc} for a program $proc$ [Zhou *et al.*, 2018]. Although symbolic execution can achieve this, existing symbolic execution tools have limitations and are often challenging to extend to more complex programs, such as those involving symbolic pointers. The second challenge concerns model counting, a key focus of our research. For programs modeled by Boolean clause constraints, Shannon entropy can be computed via model counting queries, enabling the quantification of information leakage. Golia *et al.* [Golia *et al.*, 2022] have made notable contributions to this

field. They proposed the first efficient Shannon entropy estimation method with PAC guarantees, utilizing sampling and model counting. Inspired by Golia *et al.*’s work, our research differs in approach and optimization strategy. We improve the existing model counting framework for precise Shannon entropy by reducing the number of model counting queries and enhancing solution efficiency.

Model counting Since the computation of entropy relies on model counting, we reviewed advanced techniques in this domain. The most effective methods for exact model counting include component decomposition, caching, variable decision heuristics, pre-processing, and so on. The fundamental principle of disjoint component analysis involves partitioning the constraint graph into separate components that do not share variables. The core of $\text{ADD}[\wedge]$ lies in leveraging component decomposition to enhance the efficiency of construction. We also utilized caching technique in the process of computing entropy, and our experiments once again demonstrated the power of caching technique. Extensive research has been conducted on variable decision heuristics for model counting, which are generally classified into static and dynamic heuristics. In static heuristics, the minfill [Darwiche, 2009] heuristic is notably effective, while in dynamic heuristics, VSADS [Sang *et al.*, 2005], DLCP [Lai *et al.*, 2021], and SharpSAT-TD heuristic [Korhonen and Järvisalo, 2021] have emerged as the most significant in recent years.

Knowledge compilation In order to compute the Shannon entropy, the focus of this paper is to design a compiled language that supports the representation of probability distributions. Numerous target representations have been used to concisely model probability distributions. For example, d-DNNF can be used to compile relational Bayesian networks for exact inference [Chavira *et al.*, 2006]; Probabilistic Decision Graph (PDG) is a representation language for probability distributions based on BDD [Jaeger, 2004]. Macii and Poncino [Macii and Poncino, 1996] utilized knowledge compilation to calculate entropy, demonstrating that ADD enables efficient and precise computation of entropy. However, the size of ADD often grows exponentially for large scale circuit formulas. To simplify ADD size, we propose an extended form, $\text{ADD}[\wedge]$. It uses conjunctive decomposition to streamline the graph structure and facilitate cache hits during construction.

7 Conclusion

In this paper, we propose a new compilation language, $\text{ADD}[\wedge]$, which combines ADD and conjunctive decomposition to optimize the search process in the first stage of precise Shannon entropy computation. In the second stage of precise Shannon entropy computation, we optimize model counting queries by utilizing the shared component cache. We integrated preprocessing, heuristic, and other methods into the precise Shannon computation tool PSE, with its trace corresponding to $\text{ADD}[\wedge]$. Experimental results demonstrate that PSE significantly enhances the scalability of precise Shannon entropy computation, even outperforming the state-of-the-art entropy estimator EntropyEstimation in overall performance. We believe that PSE has opened up new research directions for entropy computing in Boolean formula modeling. We look

forward to designing more effective techniques for Shannon entropy computation in the future to further enhance the scalability of precise Shannon entropy.

References

- [Amarú *et al.*, 2015] Luca Amarú, Pierre-Emmanuel Gailardon, and Giovanni De Micheli. The epl combinational benchmark suite. In *Proceedings of the 24th International Workshop on Logic & Synthesis (IWLS)*, 2015.
- [Backes *et al.*, 2009] Michael Backes, Boris Köpf, and Andrey Rybalchenko. Automatic discovery and quantification of information leaks. In *2009 30th IEEE Symposium on Security and Privacy*, pages 141–153. IEEE, 2009.
- [Backes *et al.*, 2011] Michael Backes, Matthias Berg, and Boris Köpf. Non-uniform distributions in quantitative information-flow. In *Proceedings of the 6th ACM Symposium on Information, Computer and Communications Security*, pages 367–375, 2011.
- [Bahar *et al.*, 1997] R Iris Bahar, Erica A Frohm, Charles M Gaona, Gary D Hachtel, Enrico Macii, Abelardo Pardo, and Fabio Somenzi. Algebraic decision diagrams and their applications. *Formal methods in system design*, 10:171–206, 1997.
- [Brglez *et al.*, 1989] Franc Brglez, David Bryan, and Krzysztof Kozminski. Combinational profiles of sequential benchmark circuits. In *1989 IEEE International Symposium on Circuits and Systems (ISCAS)*, pages 1929–1934. IEEE, 1989.
- [Cerný *et al.*, 2011] Pavol Cerný, Krishnendu Chatterjee, and Thomas A Henzinger. The complexity of quantitative information flow problems. In *2011 IEEE 24th Computer Security Foundations Symposium*, pages 205–217. IEEE, 2011.
- [Chavira *et al.*, 2006] Mark Chavira, Adnan Darwiche, and Manfred Jaeger. Compiling relational Bayesian networks for exact inference. *International Journal of Approximate Reasoning*, 42(1-2):4–20, 2006.
- [Choi *et al.*, 2013] Arthur Choi, Doga Kisa, and Adnan Darwiche. Compiling probabilistic graphical models using sentential decision diagrams. In *Symbolic and Quantitative Approaches to Reasoning with Uncertainty: 12th European Conference, ECSQARU 2013, Utrecht, The Netherlands, July 8-10, 2013. Proceedings 12*, pages 121–132. Springer, 2013.
- [Darwiche and Marquis, 2002] Adnan Darwiche and Pierre Marquis. A knowledge compilation map. *Journal of Artificial Intelligence Research*, 17:229–264, 2002.
- [Darwiche, 2004] Adnan Darwiche. New advances in compiling CNF to decomposable negation normal form. In *Proc. of ECAI*, pages 328–332. Citeseer, 2004.
- [Darwiche, 2009] Adnan Darwiche. *Modeling and reasoning with Bayesian networks*. Cambridge university press, 2009.
- [Denning, 1982] Dorothy Elizabeth Robling Denning. *Cryptography and data security*, volume 112. Addison-Wesley Reading, 1982.
- [Dudek *et al.*, 2020] Jeffrey Dudek, Vu Phan, and Moshe Vardi. ADDMC: weighted model counting with algebraic decision diagrams. In *Proceedings of the AAAI Conference on Artificial Intelligence*, volume 34, pages 1468–1476, 2020.
- [Fargier *et al.*, 2014] H el ene Fargier, Pierre Marquis, Alexandre Niveau, and Nicolas Schmidt. A knowledge compilation map for ordered real-valued decision diagrams. In *Proceedings of the AAAI Conference on Artificial Intelligence*, volume 28, 2014.
- [Fremont *et al.*, 2017] Daniel Fremont, Markus Rabe, and Sanjit Seshia. Maximum model counting. In *Proceedings of the AAAI Conference on Artificial Intelligence*, volume 31, 2017.
- [Golia *et al.*, 2022] Priyanka Golia, Brendan Juba, and Kuldeep S Meel. A scalable Shannon entropy estimator. In *International Conference on Computer Aided Verification*, pages 363–384. Springer, 2022.
- [Gray III, 1992] James W Gray III. Toward a mathematical foundation for information flow security. *Journal of Computer Security*, 1(3-4):255–294, 1992.
- [Hoey *et al.*, 2013] Jesse Hoey, Robert St-Aubin, Alan Hu, and Craig Boutilier. SPULD: Stochastic planning using decision diagrams. *arXiv preprint arXiv:1301.6704*, 2013.
- [Jaeger, 2004] Manfred Jaeger. Probabilistic decision graphs—combining verification and AI techniques for probabilistic inference. *International Journal of Uncertainty, Fuzziness and Knowledge-Based Systems*, 12(supp01):19–42, 2004.
- [Klebanov *et al.*, 2013] Vladimir Klebanov, Norbert Manthey, and Christian Muise. SAT-based analysis and quantification of information flow in programs. In *International Conference on Quantitative Evaluation of Systems*, pages 177–192. Springer, 2013.
- [Korhonen and J arvisalo, 2021] Tuukka Korhonen and Matti J arvisalo. Integrating tree decompositions into decision heuristics of propositional model counters. In *27th International Conference on Principles and Practice of Constraint Programming (CP 2021)*, pages 8–1. Schloss Dagstuhl-Leibniz-Zentrum f ur Informatik, 2021.
- [Kwiatkowska *et al.*, 2007] Marta Kwiatkowska, Gethin Norman, and David Parker. Stochastic model checking. *Formal Methods for Performance Evaluation: 7th International School on Formal Methods for the Design of Computer, Communication, and Software Systems, SFM 2007, Bertinoro, Italy, May 28-June 2, 2007, Advanced Lectures 7*, pages 220–270, 2007.
- [Lai *et al.*, 2017] Yong Lai, Dayou Liu, and Minghao Yin. New canonical representations by augmenting obdds with conjunctive decomposition. *Journal of Artificial Intelligence Research*, 58:453–521, 2017.

- [Lai *et al.*, 2021] Yong Lai, Kuldeep S Meel, and Roland HC Yap. The power of literal equivalence in model counting. In *Proceedings of the AAAI Conference on Artificial Intelligence*, volume 35, pages 3851–3859, 2021.
- [Macii and Poncino, 1996] Enrico Macii and Massimo Poncino. Exact computation of the entropy of a logic circuit. In *Proceedings of the Sixth Great Lakes Symposium on VLSI*, pages 162–167. IEEE, 1996.
- [Meng and Smith, 2011] Ziyuan Meng and Geoffrey Smith. Calculating bounds on information leakage using two-bit patterns. In *Proceedings of the ACM SIGPLAN 6th Workshop on Programming Languages and Analysis for Security*, pages 1–12, 2011.
- [Phan *et al.*, 2012] Quoc-Sang Phan, Pasquale Malacaria, Oksana Tkachuk, and Corina S Păsăreanu. Symbolic quantitative information flow. *ACM SIGSOFT Software Engineering Notes*, 37(6):1–5, 2012.
- [Sang *et al.*, 2005] Tian Sang, Paul Beame, and Henry Kautz. Heuristics for fast exact model counting. In *Theory and Applications of Satisfiability Testing: 8th International Conference, SAT 2005, St Andrews, UK, June 19-23, 2005. Proceedings 8*, pages 226–240. Springer, 2005.
- [Sharma *et al.*, 2019] Shubham Sharma, Subhajit Roy, Mate Soos, and Kuldeep S Meel. GANAK: A Scalable Probabilistic Exact Model Counter. In *IJCAI*, volume 19, pages 1169–1176, 2019.
- [Smith, 2009] Geoffrey Smith. On the foundations of quantitative information flow. In *International Conference on Foundations of Software Science and Computational Structures*, pages 288–302. Springer, 2009.
- [Soos *et al.*, 2020] Mate Soos, Stephan Gocht, and Kuldeep S Meel. Tinted, detached, and lazy CNF-XOR solving and its applications to counting and sampling. In *International Conference on Computer Aided Verification*, pages 463–484. Springer, 2020.
- [Zhou *et al.*, 2018] Ziqiao Zhou, Zhiyun Qian, Michael K Reiter, and Yinqian Zhang. Static evaluation of noninterference using approximate model counting. In *2018 IEEE Symposium on Security and Privacy (SP)*, pages 514–528. IEEE, 2018.