

# Solar Cycles: Can They Be Predicted?

Floe Foxon

University of Leeds, Leeds, United Kingdom.

## Abstract


The solar magnetic field, thought to be generated by the motion of plasma within the Sun, alternates on the order of 11-year cycles and is incompletely understood. Industries rely on accurate forecasts of solar activity, but can solar cycles be predicted? And how well did predictions perform for the current cycle? The answer is less-than-stellar... Of more than 100 predictions, most underestimated the amplitude (peak sunspot number) of cycle 25, some massively so. Fewer predictions were made for the timing of solar maximum, but timing predictions seem to have performed better than amplitude predictions. Reasons for inaccurate prediction are suggested, and perspectives are given on how future studies might improve upon the extant literature.

**Keywords:** Solar Cycle, Forecasting, Prediction, Sunspot Numbers, Cycle 25

The last solar cycle, number 24, was the weakest in a century, among the weakest ever recorded, and came to an end circa 2019. The current cycle, number 25, started around 2020, with early predictions suggesting that cycle 25 would be another weak cycle, resembling cycle 24. Cycle 25 was still described by some as “weak” through 2023 [1], but 2024 saw a burst of solar activity, pushing cycle 25 well beyond the activity of its predecessor. Cycle 25 is now expected to peak in 2025 (and may have already peaked in 2024), but the exact timing of the peak will not be clear until months after the fact. Given the importance of assessing the performance of previous forecasts to direct future studies, here we summarize over 100 predictions for cycle 25.

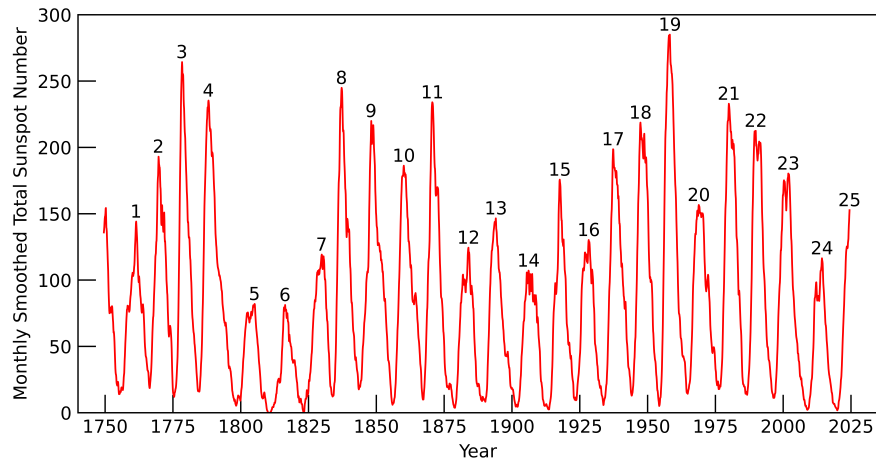
## Sunspots and solar cycles

Solar cycle predictions rely on indicators such as sunspot numbers. Sunspots have been observed for thousands of years, from ancient Chinese astronomers, to the likes of Kepler and Galileo, to modern state-of-the-art solar observatories. Even amateur astronomers can view sunspots (Fig. 1).



**Fig. 1** Viewing sunspots is easy, predicting them is not. This image by the author shows a sunspot region cluster near solar maximum.

Only in the last century has a well-founded physical interpretation for these features been given; that sunspots are vast, cool(er) regions on the solar surface or photosphere, resulting from the self-sustaining global solar magnetic field. Sunspots are indicative of solar activity because the number of sunspots present at a given time varies over the course of a cycle, increasing toward solar maximum (the peak of solar activity) and decreasing toward solar minimum (Fig. 2).



**Fig. 2** 13-Month smoothed monthly total sunspot number from 1749 CE to present. Data from the Sunspot Index and Long-term Solar Observations (SILSO) World Data Center based in the Royal Observatory of Belgium, freely available at <https://www.sidc.be/SILSO/datafiles>.

In 2011, researchers began to address reliability concerns in historical sunspot number data, resulting in the publication of the revised ‘version 2’ sunspot number series by the Sunspot Index and Long-term Solar Observations (SILSO) World Data

Center, based in the Royal Observatory of Belgium. Besides sunspot numbers, solar cycle predictions have relied on other solar measurements, such as the solar radio flux; radio emissions from the Sun at a wavelength of 10.7 cm (F10.7), which have been measured since the last century.

## Cycle 25 predictions

With the newest data and the latest in solar dynamo science and modelling tools, numerous predictions for the maximum sunspot number or ‘amplitude’ and timing of cycle 25 were made (Fig. 3). A search of the Astrophysics Data System and others returned more than a hundred cycle 25 predictions published between 1983 and 2024, with most published after 2015. Excluding predictions based on the obsolete version 1 of the sunspot number series, the average prediction for the amplitude of cycle 25 was 127 units of sunspot number, ranging from 50 on the lower end to 233 on the upper.

How accurate were these predictions? As of this writing, sunspot number data are available through January 2025. So far, the highest smoothed value is 154.9 for July 2024, and the highest raw value for a given month is 216 for August 2024. These values already exceed the average prediction for cycle 25 of 127. In fact, only a handful of predictions captured the August 2024 spike in solar activity (Fig. 3). The average peak sunspot number across cycles 1 through 24 was 178.7; this historical baseline is closer to the July and August 2024 values than the vast majority of published predictions for cycle 25’s amplitude.

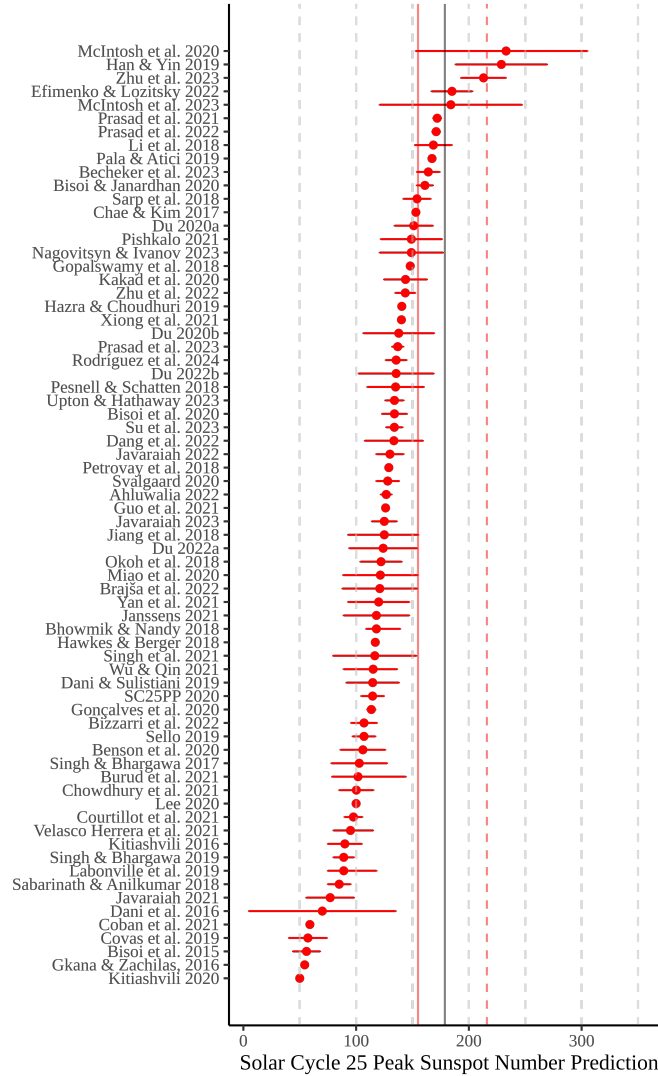
Put simply, most predictions underestimated cycle 25, some massively so, perhaps because models were led astray by the weakness of the previous cycle 24. This is somewhat opposite to the case for predictions of cycle 24, many of which *overestimated* that cycle’s amplitude, perhaps because of how strong cycles 21 through 23 were (for a review, see [2]). Some authors also made multiple predictions in the same publication, which may not be terribly informative for those relying on forecasts.

Fewer predictions were made for the timing of solar maximum, but the timing predictions seem to have performed better than the amplitude predictions (Fig. 4). Although the actual timing of cycle 25’s solar maximum is still unknown as of this writing, it is now thought to occur some time in 2025 (or may have already peaked in 2024), and a number of published predictions did include 2025 in their wide error bounds.

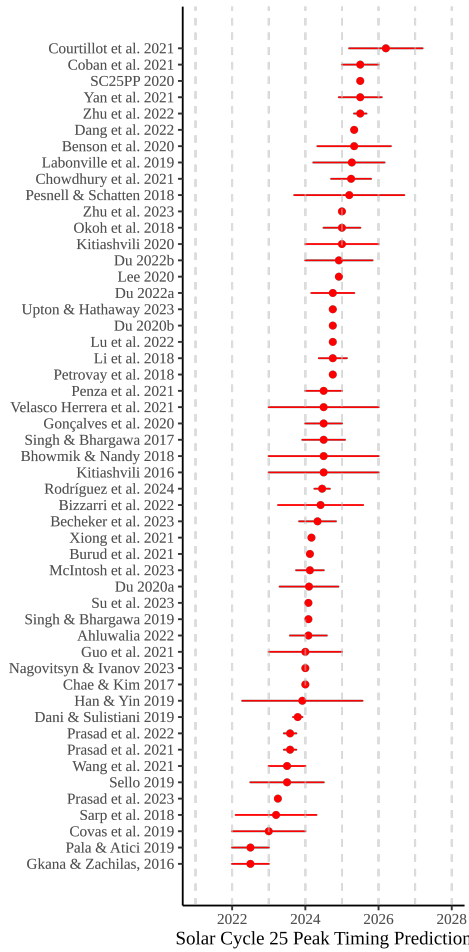
## The problem

Although it is tempting to think that the existence of an eleven-year cycle, as well as apparent longer-term trends in solar activity, make the solar cycle phenomenon predictable, the reality is more complicated. The cycles observed so far are not all the same duration, and the peak does not occur at the same point for each cycle. In fact, cycles can have multiple peaks, and the gradient of ascent of sunspot numbers varies considerably. In short, there is an element of apparent randomness in solar cycles. Another complication is that most models are based on the ‘smooth’ sunspot number that results from averaging across months of observation; this makes sense from a

modelling perspective, but since solar activity can vary dramatically from month-to-month, models of smoothed data cannot predict sudden bursts of solar activity, which are nevertheless important to know about.



**Fig. 3** Published predictions for the amplitude (peak sunspot number) of solar cycle 25, excluding predictions based on the obsolete sunspot number series v1.0. The solid red vertical line shows the highest observed smoothed sunspot number value as of this writing (July 2024). The dashed red vertical line shows the highest observed raw value for a given month as of this writing (August 2024). The solid black vertical line shows the average peak sunspot number across cycles 1 through 24 (historical baseline).



**Fig. 4** Published predictions for the timing of peak solar activity of solar cycle 25, excluding predictions based on the obsolete sunspot number series v1.0.

Solar activity may be semi-unpredictable due to (a) hidden or inaccessible variables, or (b) patterns yet to be observed given insufficient observations; recall that sunspot numbers have only been counted for around 300 years (and some of these observations may have variable reliability), while solar activity is likely to have been undergoing cycles for billions of years. Only a tiny fraction of solar cycles have been observed. Either one of the above scenarios would confound long-term solar cycle prediction; both would be a disaster for accurate long-term prediction.

## The consequences

Failing to predict the timing and amplitude of a solar cycle may seem relatively innocuous, in any case because solar activity is beyond our control. It would be far more

harmful, say, to inaccurately forecast the public health impact of authorizing a new drug product. However, poor solar forecasting is not without harm.

First, the space sector relies on accurate and timely solar forecasts to plan satellite programs and other space missions and operations. Second, ground-based sectors such as those involved in radio communications, electrical power transmission and transformation, and even estimating climatic impacts are similarly dependent on solar activity predictions.

Thirdly, and often overlooked, is the impact of miscalculation on public trust in science. In a time of eroding public trust in experts, solar/space science does not want to go the way certain other fields have gone (rightly or wrongly) in terms of public confidence, which may in turn impact funding, much of which is ultimately determined politically.

## Where to go from here?

Now that cycle 25 is peaking, predictions for cycle 26 are already being made (e.g. [3]). None of the above proves that solar cycles cannot be predicted, nor is it intended to admonish those who have undertaken important solar cycle research. Rather, it is hoped that this article will generate constructive discussion around the future of solar cycle prediction. Many cycle 25 prediction methods relied on simple linear correlations between solar parameters, without necessarily demonstrating predictive validity. What's more, newer machine learning techniques did not generally outperform older methods. Many predictions did not include estimates of uncertainty, and many that did were unrealistically low.

Last year, Buchner and Fotopoulou published recommendations for modelling in astronomy [4]. In this author's view, solar cycle forecasting would benefit from similar recommendations, which include more realistic reporting of uncertainties, and more rigorous model validation. In general, studies should more thoroughly test model assumptions, present their findings with more skepticism, acknowledge retrospectively when predictions were inaccurate, and question whether methodological novelty actually equates to better prediction.

Future predictions may be aided by further revisions to the SILSO sunspot series, and by further work to unlock historical solar activity data from terrestrial measurements such as isotope abundances in tree rings and in polar icecaps (e.g. see [5]).

Of course, it is possible for a given model to 'accurately' predict the current cycle well, but fail in its predictions for future cycles; the true measure of a model is not its ability to predict the next single observation, which may come down to chance, but its ability to successfully predict future observations time and time again. Current methods struggle to model the next single solar cycle, much less the next 15 cycles(!) attempted in one paper [6]. It may be that only late-stage predictions are possible; the few predictions that successfully captured the August 2024 spike were all published between 2019 and 2023. This comports with Werner's conclusion during the previous cycle that "accurate forecasting over a period of time longer than 2 to 4 years seems impossible" [7].

It remains to be seen whether the few modeling methods that did not underestimate the activity of cycle 25 will predict the activity of cycles 26, 27, and so on with similar accuracy. To do so would be profound, as it may tell us something more fundamental about the nature of the Sun and the countless other stars like it in the Universe. Indeed, Schüssler, who asked whether solar cycles are predictable in 2007, concluded that while not all models are just “numerology or parameter-tuning... the key point is not so much to predict but to understand the solar cycle” [8]. In the words of W. Dean Pesnell at the Solar Dynamics Observatory: “Solar cycle predictions are an interesting and practical area of research. Only by making and analyzing these predictions will we build accurate models of the solar dynamo” [9].

**Acknowledgements.** This comment is based on work the author presented at the 245th meeting of the American Astronomical Society in January 2025, materials for which are available at <https://doi.org/10.17605/OSF.IO/QGJRA>. This work received no funding, and the author has no conflicts of interest to disclose relevant to this work.

## References

- [1] Barbuzano, J.: Solar activity ramps up but solar cycle still weak. *Sky & Telescope* **9**, 11 (2023)
- [2] Nandy, D.: Progress in solar cycle predictions: Sunspot cycles 24–25 in perspective. *Solar Phys.* **296**(54), 1–27 (2021)
- [3] Rodríguez, J.: Predicting solar cycle 26 using the polar flux as a precursor, spectral analysis, and machine learning: Crossing a gleissberg minimum? *Solar Phys.* **299**(117), 1–18 (2024)
- [4] Buchner, J., Fotopoulou, S.: How to set up your first machine learning project in astronomy. *Nat. Rev. Phys.* **6**, 535–545 (2024)
- [5] Brehm, N., Bayliss, A., Christl, M., Synal, H.-A., Adolphi, F., Beer, J., Kromer, B., Muscheler, R., Solanki, S.K., Usoskin, I., Bleicher, N., Bollhalder, S., Tyers, C., Wacker, L.: Eleven-year solar cycles over the last millennium revealed by radiocarbon in tree rings. *Nat. Geosci.* **14**, 10–15 (2021)
- [6] Hiremath, K.M.: Prediction of solar cycle 24 and beyond. *Astrophys. Space Sci.* **314**, 45–49 (2008)
- [7] Werner, R.: Sunspot number prediction by an autoregressive model. *Sun and Geosphere* **7**(2), 75–80 (2012)
- [8] Schüssler, M.: Are solar cycles predictable? *Astron. Nachr.* **328**(10), 1087–1091 (2007)
- [9] Pesnell, W.D.: Lessons learned from predictions of solar cycle 24. *J. Space Weather Space Clim.* **10**(60), 1–10 (2020)