
WHO'S THE MVP?

A GAME-THEORETIC EVALUATION BENCHMARK FOR MODULAR ATTRIBUTION IN LLM AGENTS

Yingxuan Yang¹, Bo Huang¹, Siyuan Qi¹, Chao Feng¹, Haoyi Hu¹, Yuxuan Zhu², Jinbo Hu¹, Haoran Zhao¹,
Ziyi He³, Xiao Liu⁴, Zongyu Wang⁴, Lin Qiu⁴, Xuezhi Cao⁴, Xunliang Cai⁴, Yong Yu¹, Weinan Zhang¹
¹hanghai Jiao Tong University ²niversity of Chicago ³niversity of Toronto ⁴eituan
{zoeyyx, wnzhang}@sjtu.edu.cn

ABSTRACT

Large Language Model (LLM) agents frameworks often employ modular architectures, incorporating components such as planning, reasoning, action execution, and reflection to tackle complex tasks. However, quantifying the contribution of each module to overall system performance remains a significant challenge, impeding optimization and interpretability. To address this, we introduce **CapaBench** (**Capability-level Assessment Benchmark**), an evaluation framework grounded in cooperative game theory's Shapley Value, which systematically measures the marginal impact of individual modules and their interactions within an agent's architecture. By replacing default modules with test variants across all possible combinations, CapaBench provides a principled method for attributing performance contributions. **Key contributions** include: (1) We are the first to propose a Shapley Value-based methodology for quantifying the contributions of capabilities in LLM agents; (2) Modules with high Shapley Values consistently lead to predictable performance gains when combined, enabling targeted optimization; and (3) We build a multi-round dataset of over 1,000 entries spanning diverse domains and practical task scenarios, enabling comprehensive evaluation of agent capabilities. CapaBench bridges the gap between component-level evaluation and holistic system assessment, providing actionable insights for optimizing modular LLM agents and advancing their deployment in complex, real-world scenarios.

Keywords LLM Agent · Evaluation Benchmark · Shapley Value · Capability

Introduction

The rapid advancements in Large Language Models (LLMs) have ushered in a transformative era for artificial intelligence agents. These models demonstrate unprecedented capabilities in understanding, generating, and integrating natural language across diverse domains [Brown et al., 2020, OpenAI et al., 2024]. However, LLMs still face notable challenges as foundational models for supporting AI agents in real-world applications. These include accurately interpreting subtle contextual shifts, effectively integrating with external tools, and ensuring both the accuracy and reliability of outputs. To overcome these challenges, researchers have increasingly adopted modular architectures, decomposing agents into distinct components responsible for planning, reasoning, and action execution. Such modular frameworks not only enhance the overall performance but also improve the interpretability and maintainability of the systems. Frameworks such as ReAct [Yao et al., 2022] and AutoGPT [Tang et al., 2023] exemplify how structured workflows, achieved by breaking down tasks into manageable modules, can lead to more efficient task processing. These modular architectures lay the groundwork for systematic evaluations of LLM agents' internal designs and effectiveness in various applications.

Despite the impressive capabilities of LLM agents, accurately evaluating their performance remains an open challenge. Traditional evaluation methods have predominantly focused on task-specific benchmarks and domain-specific datasets. For instance, AgentBench [Liu et al., 2023] assesses agents' abilities through specialized tasks, while ToolBench [Guo et al., 2024a] evaluates the effectiveness of LLM agents in leveraging external tools across diverse application

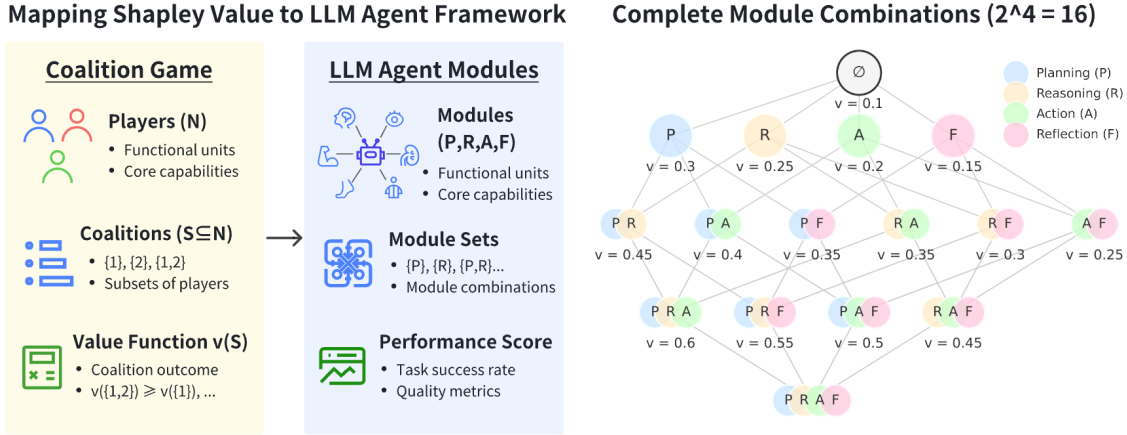


Figure 1: Conceptual Mapping between Coalition Game Theory and LLM Agent Evaluation. The left panel illustrates the mapping from coalition game theory to LLM agents, the right lists all possible module combinations ($2^4 = 16$) with their performance values.

scenarios. Additionally, MMAU [Yin et al., 2024] investigates the capabilities of LLM Agents across a wide range of tasks. However, these benchmarks often rely on reductive assumptions, equating task success (e.g., solving a math problem) with broader cognitive abilities (e.g., reasoning). This simplification neglects the complex interactions between an agent’s internal components, leading to an incomplete understanding of their true potential. The current task-oriented evaluation framework faces several key challenges. First, LLM agents simultaneously require the integration of multiple capabilities to solve complex tasks. For example, solving a mathematical problem may necessitate reading comprehension, tool usage, and structured output generation. Second, existing methods fail to account for the interactions between architectural components and their collective contributions to overall system behavior. Additionally, task-specific success rates provide limited insight into the relative contributions of individual modules, making it difficult to identify key areas for optimization. Consequently, there is a pressing need for evaluation frameworks that can dissect and quantify the contributions of each module within modular LLM agents.

To address these challenges, we propose a novel evaluation framework, **CapaBench**, which integrates the assessment of modular architectures with the evaluation of agent capabilities. CapaBench systematically quantifies the contributions of individual modules (e.g., planning, reasoning, action execution, reflection) within LLM architectures using the Shapley Value [Hart, 1989], a cooperative game theory metric that fairly attributes performance based on all possible permutations of module contributions. This approach captures direct contributions and interaction effects at the same time, offering a rigorous and interpretable evaluation of system dynamics. Our method provides several key advantages: (1) evaluating the contributions of each module by capturing nuanced dynamics; (2) using a mathematically sound attribution method to enhance interpretability of agent performance; and (3) enabling predictions about system performance based on specific module combinations, supporting targeted optimizations. To the best of our knowledge, CapaBench is **the first framework** to systematically quantify and attribute module contributions in LLM-based agents using the Shapley Value approach.

Furthermore, to ensure that our evaluation reflects realistic, multi-faceted application scenarios, we build a **large-scale** dataset of over **1,000 multi-round tasks** spanning a diverse range of categories (e.g., shopping, operation system, robot control, math, and theorem proving). These tasks integrate various capabilities such as planning, tool usage, and reflection, thereby requiring holistic agent performance rather than isolated skill assessments. Our dataset will be open-sourced in the future to support further research and development, and we are actively adding more scenarios to broaden its coverage and applicability.

Overall, **CapaBench** makes the following contributions:

- **Novel Evaluation Framework:** We propose a rigorous methodology based on the Shapley Value to systematically quantify the contributions of capabilities within LLM agents—which is the first work to adopt such an approach for evaluating LLM agents.
- **Predictive Module Combinations:** Through comprehensive experiments, we show that modules attaining higher Shapley Values consistently enhance task success when combined. These findings guide developers in pinpointing and integrating high-value modules for performance gains.
- **Large-Scale Dataset:** We build a multi-round dataset with over 1,000 entries spanning diverse domains such as daily activities, computation, and role control. The dataset is designed to challenge multiple agent capabilities simultaneously, serving as a robust testbed for evaluating LLM agents. Our dataset will be released in the future to facilitate further research and development.

Related Work

2.1 LLM Agent

Recent advances in large language models (LLMs) have catalyzed the development of increasingly sophisticated AI agents. LLM agents typically employ modular architectures that decompose tasks into planning, reasoning, and action execution. Early work, such as ReAct [Yao et al., 2022], highlighted the efficacy of explicit reasoning and action paradigms. Recent efforts, such as AutoGPT [Tang et al., 2023] pioneered autonomous task execution through iterative planning and reflection. HuggingGPT [Shen et al., 2023] demonstrated advanced tool integration by orchestrating multiple specialized models, while MetaGPT [Hong et al., 2024], introduced hierarchical planning strategies that enable dynamic task decomposition and recursive self-improvement. In addition, TRAD [Zhou et al., 2024] further advances the paradigm by introducing thought-level retrieval and aligned decision-making to improve modular efficiency and reduce noise. These developments signify a shift from simple instruction-following to complex decision-making. Building on these works which highlight modular designs, our study systematically evaluates the marginal impact of individual modules using the Shapley Value, uncovering the most suitable combinations of LLM modules for achieving optimal performance in different environments.

2.2 Agent Benchmark

The evaluation of LLM agents has evolved considerably, with early approaches primarily emphasizing task-specific performance metrics. AgentBench [Liu et al., 2023] laid the groundwork by evaluating agents across diverse scenarios, such as web browsing and knowledge graph, highlighting the importance of assessing performance in diverse contexts. However, these evaluations often focused on task outcomes while overlooking the foundational skills driving these results, making it difficult to analyze the root causes of failures. To address this limitation, MMAU [Yin et al., 2024] introduced a novel benchmark that provides an evaluation of agent capabilities. But by combining capabilities with predefined tasks, MMAU risks equating task success with true capability strength, relying on limited problems that may not generalize or capture complex real-world interactions.

Recent benchmark developments have become increasingly sophisticated. OmniACT [Zhang et al., 2024] introduced a comprehensive framework for evaluating agents in desktop environments, while AgentQuest [Yang et al., 2024a] developed methods for assessing continuous learning and adaptation. These frameworks represent a shift toward understanding not just what agents can do, but how they handle complex, dynamic scenarios.

Building on this trend, specialized benchmarks have emerged to target domain-specific skills. For example, CharacterEval [Chen et al., 2024] assesses agents’ ability to maintain consistent personas, while WorkBench [Liu et al., 2024] focuses on workplace scenarios. ToolBench [Guo et al., 2024a] evaluates tool manipulation proficiency, and Mobile-Bench [Wang et al., 2024] tests performance across mobile platforms. These frameworks reflect the growing recognition that agent evaluation must encompass both general capabilities and domain-specific competencies.

In contrast, CapaBench extends beyond task-level evaluations by leveraging the Shapley Value to quantitatively capture both individual module contributions and interaction effects, enabling a more nuanced analysis of how each component influences overall agent performance.

Benchmark Design

We introduce the agent framework shown in Figure 2 as the foundation of our benchmark. This framework is specifically designed to assess LLM agents’ abilities in various environments and task scenarios. It follows established agent processes and features a modular design, which supports both single-turn and multi-turn interactions. This ensures that our evaluations are comprehensive and adaptable.

3.1 Agent Capability

Building upon established agent architectures [Yao et al., 2022, Tang et al., 2023, Hong et al., 2024], our framework integrates four fundamental capabilities essential for LLM agents: Planning, Reasoning, Action, and Reflection, as illustrated in Figure 2. These capabilities represent the core functionalities widely recognized in current agent systems, enabling agents to handle immediate completions and perform complex tasks.

Planning module initiates the agent workflow by decomposing complex instructions into structured subtasks, following principles established in hierarchical planning systems [Brown et al., 2020]. This decomposition enables effective task prioritization and resource allocation, particularly crucial for multi-step operations requiring strategic foresight.

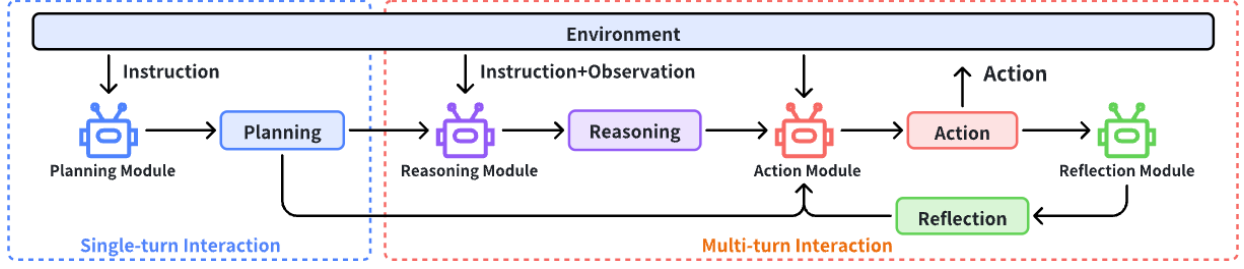


Figure 2: Agent Workflow in CapaBench.

Reasoning module extends the ReAct framework [Yao et al., 2022] by incorporating both instruction context and environmental observations. Through chain-of-thought mechanisms [Wei et al., 2022], this module performs logical inference and causal analysis to determine appropriate action sequences. Integration with the planning module enables dynamic adjustment of reasoning strategies based on evolving task requirements.

Action module implements the execution interface, translating cognitive processes into concrete operations. This approach builds on established action space formalization [Guo et al., 2024a], ensuring consistent mapping between internal state representations and external behaviors. The module maintains state awareness through continuous environment monitoring, enabling responsive behavior adaptation.

Reflection module completes the architecture by implementing systematic performance analysis, drawing from recent advances in self-improving systems [Yin et al., 2024]. Operating primarily in multi-turn scenarios, this module enables iterative refinement of agent behavior through structured outcome analysis and strategy adjustment.

3.2 Evaluation Methodology

To evaluate the contribution of individual capability modules within LLM agent architectures, we leverage Shapley Value [Hart, 1989] analysis, a principled framework grounded in cooperative game theory. This methodology quantifies the marginal impact of each module on system performance by systematically evaluating all possible module configurations. By capturing both independent contributions and interaction effects among modules, this approach provides a robust mechanism for evaluating the modular design of LLM systems, while naturally handling the nonlinear dynamics inherent in such architectures.

Shapley Value Framework Shapley Value provides a theoretical foundation for fairly allocating the overall performance of a system to its individual components. For a set of N modules, Shapley Value $\phi_i(v)$ for module i is defined as:

$$\phi_i(v) = \sum_{S \subseteq N \setminus \{i\}} \frac{|S|!(|N| - |S| - 1)!}{|N|!} [v(S \cup \{i\}) - v(S)], \quad (1)$$

where S denotes any subset of N that excludes module i , and $v(S)$ represents the performance (task success rate) of the agent when only the modules in S are active. The term $v(S \cup \{i\}) - v(S)$ quantifies the marginal impact of adding module i to the subset S , while the weight $\frac{|S|!(|N| - |S| - 1)!}{|N|!}$ ensures fair averaging across all possible subsets.

Evaluation Flow CapaBench systematically evaluates the contributions of four key modules in the agent architecture: Planning (P), Reasoning (R), Action (A), and Reflection (F). As shown in Figure 1, the evaluation involves testing all possible combinations of these modules ($2^4 = 16$ combinations) by replacing default implementations with test variants provided by the target LLM model. The default "whiteboard" modules, implemented using Llama3-8b-instruct, serve as a fixed baseline to isolate the performance impact of each test module. Llama3-8b-instruct was chosen as the default model implementation because it is open-source, lightweight, and easy to deploy, making it practical for extensive testing. While it possesses basic task completion capabilities, its moderate success rates provide an ideal baseline to observe and quantify the impact of replacing modules with more advanced test models.

For each combination, CapaBench computes performance values to quantify the contribution of individual modules and their interactions. Diverse task benchmarks (B), including multi-step scenarios designed to simulate practical agent applications, are used to evaluate the system, providing insights into the optimal module configurations for various environments.

Algorithm 1 CapaBench Evaluation Framework

```

1: Input: Default model, Test model, Benchmarks  $B$ 
2: Output: Shapley Value  $\phi_i(v)$  for each test module  $i$ 
3: Fix all modules to their default implementations:  $\{Pd, Rd, Ad, Fd\}$ 
4: for all subset  $S \subseteq \{Pt, Rt, At, Ft\}$  do
5:   Replace default modules in  $S$  with test modules
6:   Evaluate task success rate  $v(S)$  using benchmarks  $B$ 
7: end for
8: for all test module  $i \in \{Pt, Rt, At, Ft\}$  do
9:   Compute Shapley Value  $\phi_i(v)$ 
10: end for
11: return  $\phi_i(v)$  for all test modules  $i$ 

```

Capturing Synergistic Effects and Nonlinear Dynamics Shapley Value provides a robust framework to quantify both the independent contributions and synergistic interactions among modules in a modular architecture. By systematically evaluating all possible subsets $S \subseteq N$, it inherently captures the nonlinear dynamics and interdependencies between modules. For instance, Planning provides structured outputs for Reasoning, while Reasoning refines these outputs to guide Action execution. Tasks often require at least two modules to collaborate, such as Reasoning and Action working together to decompose and solve complex tasks. These collaborative effects are reflected in the marginal contributions $v(S \cup \{i\}) - v(S)$, where $v(S)$ represents the system’s performance (e.g., task success rate) with subset S . Shapley Value is particularly well-suited for nonlinear dynamics, as it fairly distributes contributions even when module interactions exhibit synergy or competition. Unlike linear or additive methods, it ensures unbiased attribution of both individual and collaborative contributions, making it ideal for evaluating modular LLM agents with complex interdependencies.

3.3 Dataset Construction

Online Shopping Online Shopping tasks are based on the simulated online shopping platform WebShop [Yao et al., 2023]. The dataset includes 110 tasks, of which we modified 48 tasks to enhance the diversity and complexity of the instructions. For example, the original instruction “find me scrubs & body treatments made with tea tree and other natural ingredients” is rewritten as “Given my upcoming spa weekend, I’m on the lookout for scrubs & body treatments. Can you recommend ones specifically made with tea tree and other natural ingredients as I have sensitive skin?” These modified prompts reflect more natural and contextually rich user queries, challenging the agent to demonstrate reasoning, personalization, and relevance in its recommendations. The reward model and product definitions align with WebShop, providing a consistent evaluation framework for agents’ performance in online shopping scenarios.

Math Solver The Math Solver task evaluates the ability of agents to solve diverse mathematical problems by integrating **the usage of tools** into the problem solving process. This task spans two categories: Algebra and Geometry. The problems in these categories were generated based on Math [Hendrycks et al., 2021] with the assistance of GPT-4, resulting in a newly created set of problems.

To address the challenges posed by Math’s lack of detailed classification of points of knowledge and difficulty, we organized tasks into five distinct points of knowledge and 10 levels of difficulty. Each combination of knowledge point and difficulty level contains 5 unique problems, resulting in a total of 250 problems. These were systematically distributed to ensure balanced coverage across all knowledge points and difficulty levels.

To support agents in solving these problems, we introduced two tools:

- A **pseudo ‘search engine’** containing 200 curated knowledge points for Algebra and Geometry. This search engine allows agents to retrieve the top three most relevant knowledge points by using a BERT model based on query similarity.
- A **calculator** provided to LLM agents for performing numerical computations.

These tools enable agents to simulate human-like problem solving by integrating both retrieval-based and computational capabilities.

Automatic Theorem Proving The automatic theorem-proving(ATP) aspect of the task evaluates the ability of agents to construct formal proofs for logical problems. The MINIF2f [Zheng et al., 2021] dataset stands out in ATP, featuring a series of complex Olympiad-level mathematical problems. However, a subset of this data set is oriented to Lean 3, and

Table 1: **Capability Coverage Across Dataset Categories.** Each row corresponds to a core capability in our modular framework (planning, reasoning, action, reflection), and each column represents a task in our dataset.

		Daily Activities		Computation		Role Control	
		Shopping	Math	Theorem Proving	OS	Robot Cooperation	
Planning	Task Steps	✓	✓	✓			✓
	Resource Constraints				✓		
Reasoning	Logical Validation		✓	✓			
	Knowledge Inference	✓			✓		
	Text Understanding						✓
Action	Environmental Actions		✓	✓	✓		
	Interactive Actions	✓					✓
Reflection	Failure Analysis	✓	✓	✓	✓		✓

currently Lean 3 has been upgraded to Lean 4 and is no longer in use. In addition, Coq is also a popular formal proof language, but MINIF2F is not involved. More importantly, an important feature of formal proof is that humans can interact with the compiler’s information to complete the proof. However, the previous benchmark only tested whether the response given by LLM could complete the proof in one step.

To address theorem-proving challenges, agents use **formal verification tools** specific to Coq, Lean4 and Isabelle3 [The Coq Development Team, The Lean Prover Team, The Isabelle Team]. These tools require agents to work within formal syntax constraints, iteratively constructing proofs step by step. The problem solving process involves dynamically adjusting their strategies based on the current proof state, simulating human-like reasoning in formal logic. By engaging with these tools and frameworks, agents are required to navigate the complexities of theorem proving, demonstrating the ability to reason rigorously and adaptively in formal systems.

Operation System The Operation System dataset evaluates an agent’s ability to interact with a simulated OS terminal by executing commands for both Ubuntu and git tasks. For Ubuntu tasks, we utilized the AgentBench-OS framework [Liu et al., 2023] and expanded the dataset with GPT-4, covering key areas such as file system manipulation, system setting and process running. During evaluation, agents propose bash commands to be executed in Ubuntu terminal and get the feedback from the terminal to complete the given task. The reflection module is designed as when last command failed (use (*echo \$?*) to get the execute success result of command), prompting agents to reflect on the error to improve future interactions.

For git tasks, we adopted data from Learn Git Branching [The learnGitBranching Team], which provides a sandbox environment that dynamically updates the git tree based on input terminal commands. The task form is given target git tree information and init git tree information, agents are required to propose git command to transform init git tree into target git tree state. The reflection module is designed as if no changes occur in the git tree after two interaction steps, agents are prompted to reflect on their previous commands to enhance their reasoning processes.

Robot Cooperation The Robot Cooperation task is based on scenarios from RoCo [Mandi et al., 2023], designed to evaluate LLM agents in diverse real-world-inspired robotic environments. We adopted and reformed five core tasks from the original benchmark: Sweep Floor, Move Rope, Arrange Cabinet, Make Sandwich, and Sort Cubes. Each task was expanded with specific instances to ensure diversity and precision in evaluation.

To further challenge and assess the agents’ capabilities, we enhanced these tasks by incorporating additional constraints. For instance, the Sweep Floor task was refined by requiring the agent to sweep cubes in a specific sequence (e.g., first red, then blue, and finally green), thereby assessing the agent’s ability to plan with order sensitivity. Similarly, the Arrange Cabinet task now requires the agent to first remove a cup or mug and place it on a designated coaster before handling other items, emphasizing the importance of sequential logic.

Building on these enhanced tasks, we adopted the Central Plan mode from RoCo, wherein an oracle LLM-planner is provided with complete environmental observations, comprehensive information on all robots’ capabilities, and uniform plan feedback. This setup prompts the LLM to devise actions for all robots simultaneously. To further enhance this approach, we modified it to allow the agent to plan multiple action steps within a single interaction. Unlike the original single-step-single-action approach, this modification reduces the number of required interactions, enabling the agent to create more comprehensive and integrated action plans.

Table 2: Number of Data Entries per Dataset

Category	Shopping		Math Solver		Automatic Theorem Proving			Robot	OS
Subcategory	Black	White	Algebra	Geometry	Coq	Lean4	Isabelle	None	None
Count	48	62	250	250	111	111	111	100	102

Evaluation

4.1 Experimental Implementation

In our experiments, we establish **Llama3-8B-Instruct** as the default implementation for all four core modules: planning, reasoning, action, and reflection. For each evaluation, we systematically replace the default implementation of one module with its test variant (driven by the test model), while keeping other modules in their default state. This systematic replacement generates $2^4 = 16$ distinct configurations for the four-module architecture. For each configuration S , we measure the task success rate $v(S)$ across a range of benchmark scenarios to ensure robust and representative performance data.

We evaluate nine large language models, which are categorized into three groups:

- **Closed API Models:** This includes four widely used commercial API-based models: Anthropic/Claude-3.5-Sonnet, OpenAI/GPT-4-turbo-0409, OpenAI/GPT-4o-mini, GLM-4-air, and Doubao-pro-4k.
- **Mid-parameter Open-Source Models (32B-100B):** To assess mid-scale architectures, we evaluate three models: Llama3.1-70B-Instruct and Mixtral-8x7B-Instruct-v0.1 (46.7B).
- **Low-parameter Open-Source Models ($\leq 32B$):** For lightweight implementations, we include Qwen2.5-32B-Instruct and Mistral-8B-Instruct-v0.2.

The selected models span a broad parameter range, including both open-source and closed-source architectures, enabling a comprehensive comparison of their performance and adaptability within our benchmark framework. All experiments are conducted on NVIDIA A100-80GB GPUs, with vLLM employed for efficient inference of open-source models.

4.2 Main Results

We conducted a systematic evaluation of nine different models across five primary tasks, revealing significant performance disparities and distinct module contribution patterns. The following sections provide a detailed analysis of key findings in each task domain, supplemented by comprehensive insights derived from the experimental results presented in Table 3. Results for the sub-datasets under the MATH solver and ATP can be found in the appendix.

Online Shopping Performance In the e-commerce evaluation, model performance exhibited clear hierarchical differentiation. High-performance models, specifically GLM-4-air (37.50%) and GPT-4o-mini (37.43%), significantly outperformed the baseline model (Llama3-8B: 26.27%). This improvement is primarily attributed to effective module synergy and optimized action execution. GLM-4-air demonstrated superior performance in the Planning (P : 0.1058) and Reasoning (R : 0.0770) modules, underscoring the importance of advanced cognitive abilities in managing complex shopping tasks. Additionally, Qwen2.5’s notable performance in the Action module (A : 0.1557) highlights the critical role of precise action selection in enhancing task success rates. The reflection capabilities of GPT-4o-turbo (F : 0.0244) further emphasize the significance of dynamic strategy adjustments in interactive scenarios.

Math Solver Performance The mathematical problem-solving evaluation encompassed both algebra and geometry sub-tasks, revealing distinct performance characteristics. In algebra, Qwen2.5 achieved an impressive accuracy of 86.8%, marking a 65.2 percentage point improvement over the baseline. This performance is largely due to its robust Planning (P : 0.059) and Action (A : 0.436) modules, which facilitate effective strategy formulation and execution. Similarly, Claude-3.5 excelled in the Reasoning module (R : 0.177), highlighting its capacity for complex mathematical derivations. In geometry, Qwen2.5 maintained a leading accuracy of 86.4%, supported by balanced contributions across Planning (P : 0.071), Reasoning (R : 0.067), and Action (A : 0.530) modules. This balance indicates the necessity of multi-dimensional capabilities in solving geometric problems. The consistently high Shapley values for the Action module across models further emphasize the importance of precise step execution in this domain.

Automatic Theorem Proving Performance The Automatic Theorem Proving task evaluates models’ abilities to reason and execute formal proofs in Coq, Lean4, and Isabelle. Table 3 highlights that Claude-3.5 achieves the best

Table 3: Experimental Results Across Datasets. Metrics for baseline models are highlighted in blue. The evaluation covers nine models across five primary tasks, showcasing notable performance variations and unique module contributions. Results marked with ‘*’ below each dataset indicate the best-performing model combinations computed based on Shapley Value.

Dataset	Metric	Llama3 8B	Claude 3.5	gpt-4o mini	glm-4 air	qwen2.5 32B	Mistral 8x7B	Mistral 7B	gpt-4 turbo	doubao pro-4k	Llama3 70B
Online Shopping <i>Acc: 43.31*</i>	Pt	–	-0.004	0.071	0.106	-0.030	-0.048	0.024	0.026	<u>0.071</u>	-0.028
	Rt	–	0.019	-0.025	0.077	0.004	<u>0.036</u>	0.016	-0.074	0.011	0.005
	At	–	0.056	0.068	-0.059	0.156	0.080	0.004	0.014	-0.045	<u>0.117</u>
	Ft	–	-0.009	<u>-0.003</u>	-0.011	-0.021	-0.015	-0.022	0.024	-0.040	-0.030
	Acc (%)	26.30	32.40	<u>37.40</u>	37.50	37.20	31.70	28.50	25.30	26.00	32.60
	Δ Acc (%)	–	+6.16	<u>+11.20</u>	+11.20	+10.90	+5.40	+2.21	-0.96	-0.32	+6.34
Math <i>Acc:83.80*</i>	Pt	–	0.038	<u>0.067</u>	0.056	0.065	0.005	-0.060	0.048	0.115	0.028
	Rt	–	0.131	0.021	0.044	<u>0.107</u>	0.003	-0.000	0.065	0.059	0.031
	At	–	0.442	0.343	0.348	<u>0.483</u>	0.164	-0.044	0.492	0.182	0.327
	Ft	–	<u>0.042</u>	0.043	0.005	0.031	-0.014	-0.003	0.022	-0.002	0.006
	Acc (%)	18.00	<u>83.40</u>	65.40	63.20	86.60	33.80	7.20	80.60	53.40	57.20
	Δ Acc (%)	–	<u>65.40</u>	47.40	45.20	68.60	15.80	-10.80	62.60	35.40	39.20
ATP <i>Acc: 86.79*</i>	Pt	–	0.012	0.018	0.002	0.018	0.025	0.008	0.012	0.016	<u>0.019</u>
	Rt	–	0.057	-0.016	0.005	<u>0.030</u>	0.018	0.010	0.027	0.019	-0.056
	At	–	0.660	0.345	0.161	0.511	0.039	-0.009	<u>0.541</u>	0.084	0.125
	Ft	–	0.069	0.015	0.021	<u>0.037</u>	-0.011	-0.000	0.023	0.004	0.011
	Acc (%)	5.45	85.29	41.74	24.32	65.17	12.61	6.31	<u>65.77</u>	17.72	15.32
	Δ Acc (%)	–	79.84	36.29	18.87	59.72	7.16	0.86	<u>60.32</u>	12.27	9.874
Robot Cooperation <i>Rwd: 92.63*</i>	Pt	–	0.114	0.075	-0.024	0.090	-0.005	-0.014	<u>0.107</u>	0.021	0.043
	Rt	–	0.388	0.189	0.116	0.268	0.033	-0.000	<u>0.329</u>	-0.004	0.152
	At	–	0.319	0.196	0.008	0.277	0.052	-0.021	<u>0.316</u>	0.204	0.175
	Ft	–	0.017	-0.003	-0.012	0.003	<u>0.004</u>	-0.001	0.001	-0.012	-0.008
	Reward (%)	8.85	92.63	54.43	17.60	72.59	17.27	5.17	<u>84.18</u>	29.75	45.06
	Δ Reward (%)	–	+83.78	+45.58	+8.75	+63.74	+8.42	-3.68	<u>+75.33</u>	+20.90	+36.21
Operating System <i>Rwd: 60.78*</i>	Pt	–	0.078	0.042	0.047	0.060	0.032	0.004	0.050	0.065	<u>0.077</u>
	Rt	–	0.458	0.305	0.305	0.311	0.194	0.047	<u>0.395</u>	0.215	0.313
	At	–	0.071	0.065	0.041	0.053	0.009	0.019	<u>0.070</u>	0.060	0.040
	Ft	–	-0.008	<u>0.020</u>	0.004	0.037	0.001	0.019	0.005	-0.006	0.012
	Reward (%)	0.98	60.78	44.12	40.71	47.06	24.51	9.80	<u>52.94</u>	34.31	45.10
	Δ Reward (%)	–	+59.80	+43.14	+39.73	+46.08	+23.53	+8.82	<u>+51.96</u>	+33.33	+44.12

performance across all three systems, with significant Δ Accuracy improvements (+90.0%, +82.0%, and +67.6%), driven by its strong Action (At) contributions. qwen2.5 also performs well, particularly in Isabelle, with competitive Reasoning (Rt) and Action (At) scores. The results emphasize the importance of precise execution (Action) and logical inference (Reasoning) for success in theorem proving, while Reflection (Ft) plays a limited role. This outcome may stem from the highly structured nature of theorem proving, which rewards models capable of following strict formal rules and applying precise, sequential reasoning without extensive trial-and-error.

Operation System Performance The Operation System task highlights the critical role of reasoning ability, as much of the necessary task information is acquired through ongoing interactions rather than being fully available initially. This explains the higher Shapley Values for Reasoning (R : up to 0.4578) compared to Planning (P : up to 0.0777). Additionally, the benchmark places relatively low demands on action ability due to the close alignment of benchmark commands with real-world formats, reducing the complexity of action execution. Reflection (F) contributes minimally, as the task lacks strong feedback signals for iterative improvement. Claude-3.5 achieved the best performance (60.78% accuracy), emphasizing the importance of reasoning in dynamic OS environments.

Robot Cooperation Performance Robot cooperation tasks best demonstrated the models’ comprehensive capabilities. Claude-3.5 led with a reward score of 92.63% and achieved the highest Reasoning module Shapley value (R : 0.3879) across all tasks. This result highlights the central role of reasoning abilities in multi-agent collaboration. Additionally, all modules exhibited relatively high contributions (P : 0.1140, A : 0.3186, F : 0.0172), confirming that complex cooperative scenarios necessitate balanced development across all functional areas. The Shapley Values, based on marginal contribution averages, consistently align with model performance across tasks, demonstrating their stability and reliability. High-performing models, such as Claude-3.5 and Qwen2.5, exhibit strong Shapley Values in key modules (e.g., Action for theorem proving, Reasoning for math solving), which correspond to their high task success rates. Conversely, weaker models like Mistral-7B show uniformly low or negative Shapley Values, reflecting their poor performance. Moreover, the Shapley Values adapt to task-specific demands, emphasizing Planning and Reasoning in Shopping and Math tasks, while prioritizing Action in theorem proving. This consistency validates Shapley Value as a robust framework for assessing modular contributions in diverse tasks.

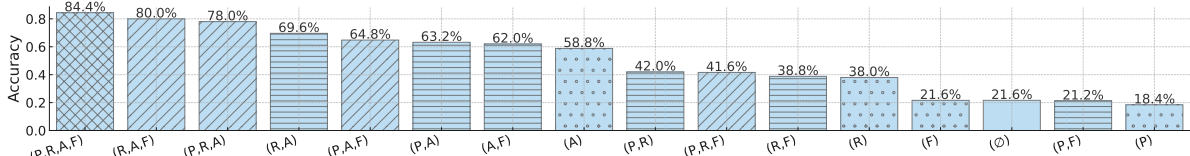


Figure 3: Shapley value results of all combinations in Math (Algebra) for Claude-3.5-Sonnet under different model configurations.

Module Impact via Replacement The experimental results in Figure 3 confirm that module replacement accurately reflects its impact on system performance, as demonstrated by Claude-3.5-Sonnet on Algebra. High-contribution module configurations, identified through Shapley Value calculations, achieve significantly better performance. For instance, the configuration (P, R, A) achieves a success rate of 78.0%, far surpassing the baseline configuration with Llama3-8b-Instruct at 21.6%. Incremental module replacements align with theoretical predictions: only substituting the default Planning module with the test Planning module improves performance to 18.4% (P), while further integrating a strong Action module (A) boosts it to 63.2% (P, A). Synergistic effects are particularly evident in configurations like (P, R, A), which leverage robust Planning and Action capabilities to achieve peak success rates. In contrast, configurations with low-contribution modules result in diminished performance, as seen in (P, F), which achieves only 0.212. These results highlight the predictive power of Shapley Values in quantifying module contributions and confirm the alignment of task outcomes with theoretical expectations, reinforcing the validity of the framework.

Predictive Module Combinations The experimental results in Table 2 demonstrate that modules with higher Shapley Values consistently lead to improved task performance when combined. For instance, in the "Online Shopping" dataset, the optimal combination achieves an accuracy of 43.31%, which is significantly higher compared to the other models, indicating the advantage of leveraging high-contribution modules. Similarly, in ATP, the best combination computed based on Shapley Values results in an 86.79% accuracy, showcasing a marked improvement over alternatives. These results demonstrate that identifying and integrating key modules with high Shapley Values enables CapaBench to systematically maximize performance across tasks, validating Shapley Values as a reliable guide for module selection and optimization.

4.3 Ablation Study

In this section, we examine how changing the default model in our evaluation framework affects the Shapley Value results and the relative ranking of various LLMs. Specifically, we replace our original default model (Llama3-8B-instruct) with the model (gpt-3.5-turbo-0613) and re-run the evaluation on the same set of seven test LLMs over the Robot Cooperation Task. Our aim is to examine (i) whether our evaluation framework is robust against different baseline capabilities, and (ii) to what extent the relative ranking of the test models is affected by this change.

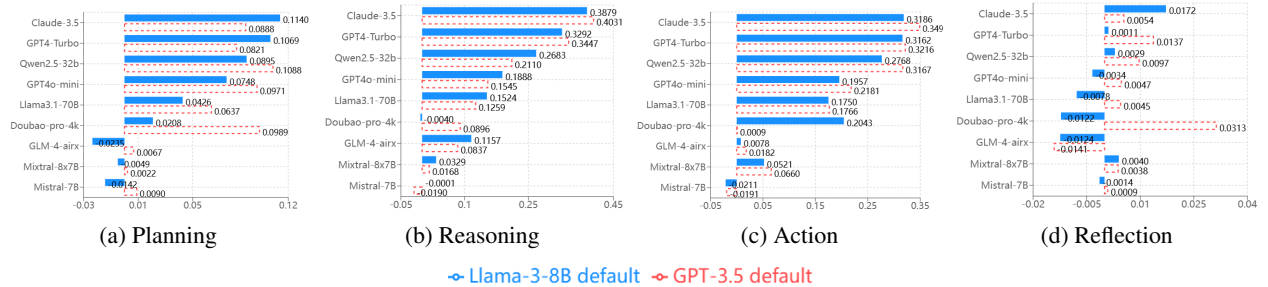


Figure 4: Comparison of Shapley Value under different default models.

Figure 4 illustrates the Shapley Value results for the four modules under 2 default models. Although the absolute Shapley Values vary due to the differences in baseline model capabilities, our primary focus is on the consistency of test model rankings.

To quantify this consistency, we define the *preference pair consistency rate* as

$$\text{Pairwise Consistency Rate} = \frac{\{\text{Consistent Preference Pairs}\}}{\{\text{All Model Pairs}\}}$$

, which measures the proportion of test model pairs that maintain the same relative ranking across both experiments. A higher rate indicates that changes to the default model have minimal impact on the relative ranking of test models.

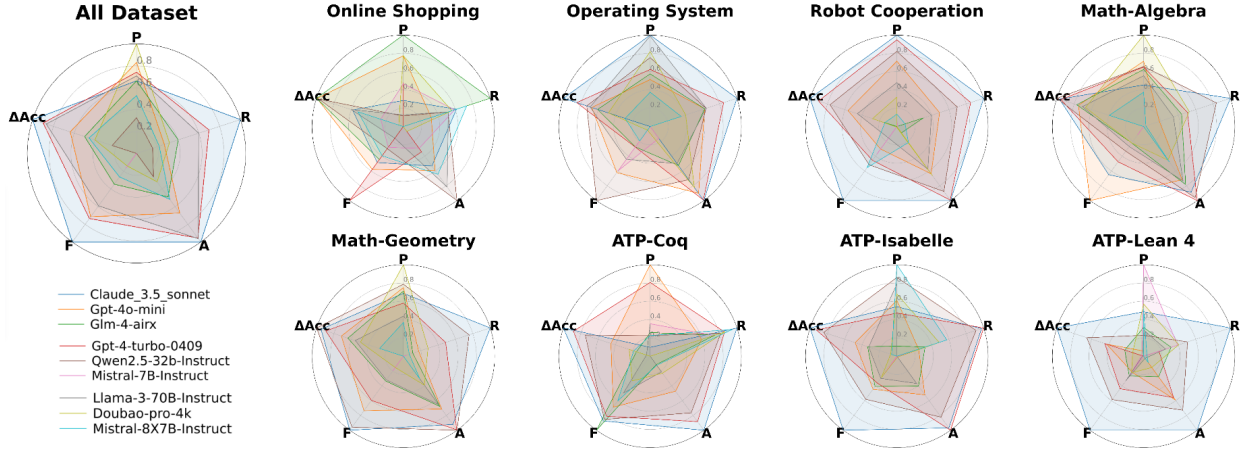


Figure 5: Radar plot comparing model performance across tasks with key contributions.

The Results show that Reasoning achieves the highest consistency rate (91.67%), followed by Action (86.11%), Planning (72.22%), and Reflection (58.33%). The high overall consistency (85.18%) confirms that our evaluation framework is robust against changing the default model for most modules. Notably, *Reasoning* and *Action*, which contribute most to task success according to Shapley Values, also exhibit the highest ranking consistency. By contrast, *Reflection* shows the lowest consistency (58.33%), suggesting that its assessment may be more sensitive to the default model choice or that the reflection module requires further refinement. Overall, while absolute Shapley Values naturally shift under a stronger or weaker default model, the *relative* ordering of test models—and thus the key insights into each model’s strengths and weaknesses—remains largely stable.

4.4 Analysis

Based on Table 3, we further enrich our analysis with the following insights:

Cross-Task Model Performance Comparison A high-level comparison of model performance across diverse tasks reveals distinct strengths and weaknesses. Notably, Claude-3.5 outperforms other models in most categories, showing particular prowess in formal verification (e.g., Coq, Lean 4, Isabelle) and robot cooperation tasks. This advantage suggests that Claude-3.5 has a robust underlying chain-of-thought reasoning mechanism and effective multi-agent collaboration strategies—capabilities essential for tasks that demand precise logical proof structures and synchronized actions. On the other hand, open-source models like Qwen-2.5 and Mistral-8X7B exhibit moderate gains in more straightforward domains, such as shopping or basic Algebra, but underperform in cognitive-heavy tasks. Their lag in automatic theorem proving and robot cooperation implies that while these models may be adept at handling routine queries and procedural problem-solving, they lack the deeper reasoning, advanced planning, or specialized modules needed for high-stakes coordination and rigorous proof validation. Strengthening these areas—possibly through fine-tuning on specialized corpora or integrating more advanced tool usage—could help bridge the gap between open-source and proprietary models in complex, multi-stage tasks.

Module Contribution Patterns Our findings highlight that module contributions vary according to task demands, reflecting the distinct cognitive processes involved. Specifically:

- **Tasks with High Cognitive Complexity (e.g., Online Shopping, Robot Cooperation, and OS):** *Reasoning* and *Planning* play pivotal roles. Online shopping requires balancing constraints (e.g., budget and preferences) and sequencing decisions effectively. In robot cooperation, *Reasoning* enables dynamic information updates and efficient task distribution among agents. Operation system tasks, involving troubleshooting and resource management, rely heavily on real-time problem-solving and feedback interpretation. Across these tasks, robust *Reasoning* ensures logical inference and decision-making under uncertainty.
- **Tasks Requiring Precision (e.g., Math Solvers and ATP):** *Action* is the dominant module. In math solvers, particularly geometry, precise procedural execution, such as applying theorems or constructing diagrams, outweighs strategic planning. Similarly, in formal verification tasks (e.g., Coq or Lean), strict adherence to syntactic and semantic correctness is critical. Both scenarios demand meticulous step-by-step actions to ensure reliability and prevent errors.

By identifying module-specific dependencies, developers can target optimizations, such as enhancing *Reasoning* for dynamic decision-making or refining *Action* for procedural accuracy, to maximize performance across diverse domains.

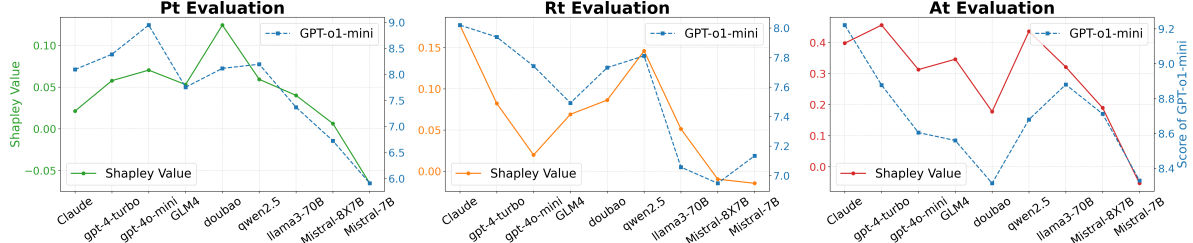


Figure 6: Planning, Reasoning, and Action Evaluation on Algebra. Each color represents an ability. The left Y-axis shows the Shapley value with solid lines and the right Y-axis shows the GPT scores with dashed lines.

Low Reflection Contribution We conclude the seemingly low contribution of the Reflection module to overall task performance through two main considerations. First, whether or not the reflection directly translates into a higher success rate does not necessarily reflect the true quality or efficacy of the reflection itself. In other words, task success alone may not be the best measure of how well the model is “thinking about” its own mistakes. Second, when the model reflects on its own errors without extra information or guidance from a more capable model, it may fail to pinpoint the actual causes behind its mistakes. As a result, the lack of deeper insights into error sources means reflection often does not generate meaningful improvements in task outcomes. Consequently, while the Reflection module is present, its practical impact on success rates remains limited.

Comparative Study This experiment investigates whether Shapley Values can accurately capture model-specific abilities in core competencies, including planning, reasoning, and action. To this end, we conducted a capability evaluation experiment on a subset of 238 questions from successful trajectories in the Algebra dataset, focusing on correctly completed tasks. Using successful trajectories ensures reliable annotations for Planning, Reasoning, and Action modules by providing clear labels. From these trajectories, we extracted full interaction data and split it into *single-step QA samples* based on the three core modules. This process generated 2180 single-step samples. The reflection module was excluded due to its minimal impact on overall success rates and the insufficient number of successful trajectories required to build a reliable dataset for this dimension. For each single-step sample, we asked the tested models to provide responses, which were then evaluated by GPT-o1-mini as an independent evaluator. The evaluation focused on two aspects for the Planning and Reasoning modules: **semantic rationality**, assessing whether the response is clear and comprehensible, and **task completion degree**, measuring whether the agent effectively completed the task. For the Action module, the evaluation centered on **logical comprehension ability**, which reflects the model’s understanding of task logic and its ability to execute correct actions based on Planning and Reasoning.

Figure 6 shows the Shapley Values and the scores given by GPT-o1-mini for each model, with Pearson correlation coefficients of **0.81**, **0.77**, **0.67** for the Planning, Reasoning, and Action modules, respectively. These high correlations validate the effectiveness of Shapley Values in quantifying each module’s specific contribution to task success.

Furthermore, our method addresses critical limitations of ground truth-dependent evaluation approaches. Traditional methods rely on predefined ground truth, which is vulnerable to changes in task prompts or adjustments to the ground truth itself, leading to potential penalization of reasonable outputs due to reduced similarity. Additionally, traditional evaluations often ignore the diversity of valid responses and fail to capture interactions between modules, such as the interplay between planning and reasoning in guiding actions. In contrast, the Shapley-based framework holistically evaluates each module’s marginal contributions and their interactions, offering a robust and flexible approach for modular analysis.

Conclusion and Future Works

This paper introduced **CapaBench**, a game-theoretic framework that employs the Shapley Value to rigorously evaluate the contributions of individual modules in LLM agents. By calculating effects among planning, reasoning, action, and reflection components, CapaBench enables more precise attribution, guiding targeted optimization and offering predictive insights into performance across diverse tasks. Moreover, our approach can potentially extend to LLM-based Multi-Agent Systems [Guo et al., 2024b, Yang et al., 2024b, Sun et al., 2024], where each module operates as a specialized sub-agent, paving the way for future explorations in agent coordination, communication, and emergent behaviors. Moving forward, we aim to expand the variety of tasks in CapaBench to improve the robustness and transferability of our evaluation. Additionally, we plan to explore refined, domain-specific evaluation protocols that reduce computational overhead without compromising module-level insights. Ultimately, by incorporating these enhancements and investigating *multi-agent* paradigms, we hope to advance both the theoretical underpinnings and practical applications of modular LLM-based AI systems.

References

- Tom B Brown, Benjamin Mann, Nick Ryder, et al. Language models are few-shot learners. *Advances in Neural Information Processing Systems*, 33:1877–1901, 2020.
- Josh Achi OpenAI, Steven Adler, Sandhini Agarwal, et al. Gpt-4 technical report, 2024. URL <https://arxiv.org/abs/2303.08774>.
- Shinnung Yao et al. React: Synergizing reasoning and acting in language models. *arXiv preprint arXiv:2210.03629*, 2022.
- Tao Tang, Zhihui Li, Jiangjie Chen, Mingyu Lin, and Wei Zhang. Autogpt: An autonomous gpt-4 experiment. *arXiv preprint arXiv:2308.08155*, 2023.
- Xiao Liu, Hao Zhou, Zhiheng Zhang, Dian Peng, et al. Agentbench: Evaluating llms as agents. *arXiv preprint arXiv:2308.03688*, 2023.
- Zhicheng Guo, Sijie Cheng, Hao Wang, Shihao Liang, Yujia Qin, Peng Li, Zhiyuan Liu, Maosong Sun, and Yang Liu. Stabletoolbench: Towards stable large-scale benchmarking on tool learning of large language models, 2024a.
- Guoli Yin, Haoping Bai, Shuang Ma, Feng Nan, Yanchao Sun, Zhaoyang Xu, Shen Ma, Jiarui Lu, Xiang Kong, Aonan Zhang, Dian Ang Yap, Yizhe zhang, Karsten Ahnert, Vik Kamath, Mathias Berglund, Dominic Walsh, Tobias Gindele, Juergen Wiest, Zhengfeng Lai, Xiaoming Wang, Jiulong Shan, Meng Cao, Ruoming Pang, and Zirui Wang. Mmau: A holistic benchmark of agent capabilities across diverse domains, 2024. URL <https://arxiv.org/abs/2407.18961>.
- Sergiu Hart. *Shapley Value*, pages 210–216. Palgrave Macmillan UK, London, 1989. ISBN 978-1-349-20181-5. doi:10.1007/978-1-349-20181-5_25. URL https://doi.org/10.1007/978-1-349-20181-5_25.
- Yongliang Shen, Kaitao Song, Xu Tan, Dongsheng Li, Weiming Lu, and Yueting Zhuang. Hugginggpt: Solving ai tasks with chatgpt and its friends in huggingface. *arXiv preprint arXiv:2303.17580*, 2023.
- Sirui Hong, Xiawu Wang, Mingyu Yang, Jiale Guo, Di Chen, and Bingchen Li. Metagpt: Meta programming for multi-agent collaborative framework. *arXiv preprint arXiv:2401.03066*, 2024.
- Ruiwen Zhou, Yingxuan Yang, Muning Wen, Ying Wen, Wenhao Wang, Chunling Xi, Guoqiang Xu, Yong Yu, and Weinan Zhang. Trad: Enhancing llm agents with step-wise thought retrieval and aligned decision, 2024. URL <https://arxiv.org/abs/2403.06221>.
- Wei Zhang, Junnan Wu, Tianhao Wang, Zhihao Hu, et al. Omniact: A dataset and benchmark for enabling multi-modal task completion in large language models. *arXiv preprint arXiv:2402.00858*, 2024.
- Yifei Yang, Haoqiang Wu, Chen Zhao, Mingzhe Liu, et al. Agentquest: A multi-phase task planning and execution benchmark for autonomous agents. *arXiv preprint arXiv:2402.01786*, 2024a.
- Xiaoyan Chen, Wei Li, Yicheng Zhang, and Shaoliang Wang. Charactereval: A comprehensive benchmark for llm role-playing consistency. *arXiv preprint arXiv:2402.04126*, 2024.
- Mingyu Liu, Jiabin Chen, Wei Zhang, and Yue Wang. Workbench: Evaluating language models in real-world professional scenarios. *arXiv preprint arXiv:2402.05937*, 2024.
- Jinyang Wang, Zhiyu Li, Xuanhe Chen, and Ming Zhang. Mobile-bench: Can llms serve as universal mobile app agents? *arXiv preprint arXiv:2401.12726*, 2024.
- Jason Wei, Xuezhi Wang, Dale Schuurmans, Maarten Bosma, Brian Ichter, Fei Xia, Ed Chi, Quoc Le, and Denny Zhou. Chain of thought prompting elicits reasoning in large language models. *arXiv preprint arXiv:2201.11903*, 2022.
- Shunyu Yao, Howard Chen, John Yang, and Karthik Narasimhan. Webshop: Towards scalable real-world web interaction with grounded language agents, 2023. URL <https://arxiv.org/abs/2207.01206>.
- Dan Hendrycks, Collin Burns, Saurav Kadavath, Akul Arora, Steven Basart, Eric Tang, Dawn Song, and Jacob Steinhardt. Measuring mathematical problem solving with the math dataset. *NeurIPS*, 2021.
- Kunhao Zheng, Jesse Michael Han, and Stanislas Polu. Minif2f: a cross-system benchmark for formal olympiad-level mathematics. *arXiv preprint arXiv:2109.00110*, 2021.
- The Coq Development Team. The coq proof assistant. <https://coq.inria.fr/>.
- The Lean Prover Team. The lean theorem prover. <https://leanprover.github.io/>.
- The Isabelle Team. The isabelle theorem prover. <https://isabelle.in.tum.de/>.
- The learnGitBranching Team. Learn git branching. <https://learngitbranching.js.org/>.

- Zhao Mandi, Shreeya Jain, and Shuran Song. Roco: Dialectic multi-robot collaboration with large language models, 2023. URL <https://arxiv.org/abs/2307.04738>.
- Taicheng Guo, Xiuying Chen, Yaqi Wang, Ruidi Chang, Shichao Pei, N. Chawla, Olaf Wiest, and Xiangliang Zhang. Large language model based multi-agents: A survey of progress and challenges. In *International Joint Conference on Artificial Intelligence*, 2024b. URL <https://api.semanticscholar.org/CorpusID:267412980>.
- Yingxuan Yang, Qiuying Peng, Jun Wang, and Weinan Zhang. Llm-based multi-agent systems: Techniques and business perspectives. 2024b. URL <https://api.semanticscholar.org/CorpusID:274165614>.
- Chuanneng Sun, Songjun Huang, and Dario Pompili. Llm-based multi-agent reinforcement learning: Current and future directions. *ArXiv*, abs/2405.11106, 2024. URL <https://api.semanticscholar.org/CorpusID:269921354>.
- George Tsoukalas, Jasper Lee, John Jennings, Jimmy Xin, Michelle Ding, Michael Jennings, Amitayush Thakur, and Swarat Chaudhuri. Putnambench: Evaluating neural theorem-provers on the putnam mathematical competition. *arXiv preprint arXiv:2407.11214*, 2024.

APPENDIX

Online Shopping.

A.1 Dataset Details

The Online Shopping dataset is designed to evaluate agents’ planning, reasoning, and action capabilities in completing e-commerce tasks. The dataset consists of **110 tasks**, divided into two parts: **white-box tasks (62)**, which are from the Webshop dataset, and **black-box tasks (48)**, which are expanded using GPT-4 to enhance instruction diversity and complexity.

Dataset expansion was constructed by modifying instructions from the original dataset. GPT-4 was used to rephrase instructions for greater linguistic diversity, adding context or background such as “*Next week is Halloween, and I need themed decorations.*” Additionally, parameters were enriched with attributes like size, color, or material to increase task complexity. For challenging cases, explicit prompts were created to guide planning, for example, “*First search for desks with wood finishes, then filter by size and price.*”

A typical instruction in Online Shopping might be: “*I’m looking for a small portable folding desk that is already fully assembled; it should have a khaki wood finish, and price lower than 140 dollars, and length bigger than 40 inches.*”

Agents are evaluated based on their ability to follow optimal trajectories, such as:

- **Ideal Trajectory 1:** Search for all attributes directly (“*desk, wood, folding, khaki, 40 inches, \$140*”) and proceed to the target item.
- **Ideal Trajectory 2:** Broad search (“*desk, wood, folding*”), filter by price, and then refine attributes (color, size).

A.2 Experiment Details

Table 4 summarizes the experimental results for the Online Shopping task, including Shapley values for the four modules (Planning (Pt), Reasoning (Rt), Action (At), and Reflection (Ft)), as well as task success rates (Accuracy (%)) and their improvement (Δ Accuracy (%)) relative to the baseline (Llama3-8B-instruct).

Table 4: Experimental Results on Online Shopping(110 pieces)

LLM	Pt	Rt	At	Ft	Acc (%)	Δ Acc (%)
Llama3-8B-instruct (Default)	-	-	-	-	26.27	-
claude_3.5_sonnet	-0.0038	0.0187	0.0555	-0.0088	32.43%	+6.16
gpt-4o-mini	0.0711	-0.0251	0.0684	<u>-0.0028</u>	<u>37.43</u>	<u>+11.16</u>
glm-4-air	0.1058	0.077	-0.0591	-0.0114	37.50	+11.23
gpt-4-turbo-0409	0.0255	-0.0737	0.0142	0.0244	25.31	-0.96
qwen2.5-32b-ins	-0.0299	0.0041	0.1557	-0.0209	37.18	+10.91
Mistral-7B-Instruct	0.0243	0.0155	0.0043	-0.0221	28.48	+2.21
Llama-3-70B-Instruct	-0.0279	0.0045	<u>0.1167</u>	-0.03	32.61	+6.34
doubao-pro-4k	<u>0.0712</u>	0.0107	-0.045	-0.0402	25.95	-0.32
Mistral-8X7B-instruct	-0.0476	<u>0.0364</u>	0.0797	-0.0147	31.67	+5.40
best	/	/	/	/	43.31	+17.04

The baseline model (Llama3-8B-instruct) achieves a task success rate of 26.27%. The best-performing models, glm-4-air and gpt-4o-mini, achieve accuracies of 37.50% and 37.43%, corresponding to improvements of +11.23% and +11.16%, respectively. These results highlight their strong overall performance relative to the baseline.

The experimental results on the Online Shopping dataset reveal several notable characteristics of the evaluated models and their performance on this task. Notably, the dataset places a strong emphasis on Planning and Action capabilities, as evidenced by the high Shapley values for these modules among the top-performing models (glm-4-air,

gwen2.5-32b-ins, and Llama-3-70B-Instruct). The task's structured nature, requiring precise attribute filtering and logical decision-making, heavily rewards models with strong planning abilities (e.g., high P_t values) and effective action execution (A_t).

Additionally, the relatively low contributions from the Reflection (F_t) module suggest that this task does not involve significant trial-and-error or iterative refinement, which limits the importance of reflective reasoning. The dataset therefore primarily evaluates an agent's ability to efficiently process structured instructions, identify relevant attributes, and execute a coherent sequence of actions to achieve success. These findings highlight the suitability of this dataset for benchmarking models' structured decision-making and planning abilities in e-commerce-like environments, while pointing to areas where iterative reasoning may play a lesser role.

A.3 Prompt Example

A.3.1 Planning Module

```
prompt_system_planning = """
Welcome to the Online Shopping Challenge! Four LLM agents are working together to do
web-shopping tasks step by step (planning -> reasoning -> acting -> reflecting).
They are responsible for planning, reasoning, acting, and reflecting respectively.
You are the first llm agent, who is a helpful web-shopping guidance assistant in
charge of planning.
Your role is to assist players by generating strategic plans based on the game's
instructions.

Here is how the game is structured:
- Each round, you will be given an instruction that describes the objective need to
  achieve.
- Based on the instruction, you are to generate a clear and brief strategic plan.
- Your plan will be used to guide other agents through the shopping site efficiently.
- If there is no response click[Buy Now] within 15 actions, the game fails.

Your Responsibilities:
- Analyze the original problem and break it into clear, actionable steps.
- Ensure the steps are logically ordered and comprehensive for achieving the goal.
- Use concise language, focusing only on the key actions needed to complete the task
  successfully.

OUTPUT FORMAT:
Keep your response concise and structure:
  Strategic Plan: (A list of sequential steps to achieve the objective)
    Step 1: ...
    Step 2: ...
    Step 3: ...
(Add more steps as necessary, but keep it streamlined and goal-oriented)

Enclose the plan with three backticks ```

For example:
"""
```

A.3.2 Reasoning Module Prompt

```
prompt_system_reasoning = """
Welcome to the Online Shopping Challenge!
Four llm agents are working together to do web-shopping tasks step by step(planning ->
reasoning -> acting -> reflecting). They are responsible for planning, reasoning,
acting and reflecting respectively.
You are the second LLM agent, who is a helpful web-shopping guidance assistant in
charge of reasoning.
Your reasoning thought will guide the acting agent in making informed decisions. You
should generate a thought that will be used as part of the PROMPT for acting agents
.
```

In each round, following information will be given to you:

1. CURRENT OBSERVATION AND AVAILABLE ACTIONS
2. PLANNING STRATEGY
3. HISTORICAL ACTIONS
4. REFLECTION INFORMATION(if any)

Here is what you need to focus on:

- Every round, you will receive updated information about the shopping scenario, including the current observation, available actions, planning strategy, and past actions.
- Based on the current state, develop a clear thought process to guide the acting agent's next move.
- Ensure your response is directly actionable and aligns with the goal of achieving success in the game within 15 actions.
- If the game is nearing the interaction limit, prioritize quick decisions over perfect matches to ensure a [Buy Now] action happens promptly.
- When you determine that a sufficient match is found (even if not perfect), guide the acting agent to click [Buy Now] immediately.

OUTPUT FORMAT:

Based on the provided observation and available actions, generate a clear and brief thought in one sentence that outlines your analysis and considerations for the next move.

Note: Please surround the reasoning content you generated with three backticks. That is:

```
"""
```

A.3.3 Action Module Prompt

```
prompt_system_action = """
```

Welcome to the Online Shopping Challenge!

Four llm agents are working together to do web-shopping tasks step by step(planning -> reasoning -> acting -> reflecting). They are responsible for planning, reasoning, acting and reflecting respectively.

You are the third LLM agent, who is a helpful web-shopping guidance assistant in charge of acting.

As an acting agent, your role is to integrate various elements such as the instruction, the current state, historical actions, strategic planning, and current reasoning to recommend the best possible action for the next step.

In each round, the following information will be given to you:

1. ORIGINAL PROBLEM
2. PLANNING STRATEGY
3. HISTORICAL ACTIONS
4. CURRENT REASONING

Your Role:

- Each round, you will receive updated information, including the current observation, available actions, strategic plan, reasoning, and past actions.
- Based on this information, decide and respond with the best possible action to move closer to completing the objective.
- Actions you can perform:
 - Search if a search bar is available.
 - Click one of the provided clickable buttons.
- Follow the reasoning closely, but only deviate if you are confident that your choice is better.

Important Rules:

- You must click [Buy Now] as soon as you are confident that a suitable match has been found to avoid exceeding the 15-round limit.
- If no valid action is available, perform no action and wait for the next round.
- Ensure the clicked value exactly matches the available options, including case sensitivity and punctuation.

- Attention: Although you need to click to buy as early as possible to get rewards, remember that you must click on a product before clicking to buy; if you click to buy without clicking on the product, you will receive 0 rewards.

OUTPUT FORMAT:

Use the following formats for your action:

- searching: search [keywords]
- clicking: click [value]
- For example: click [b06xdg8xfx]
- Keywords in search is up to you, but value in click must be a value in the list of available actions.
- The value must exactly match the original text, including case sensitivity (uppercase/lowercase) and all symbols/punctuation.

Note: Please surround the action content you generated with three backticks. That is:
 """

A.3.4 Reflection Module Prompt

```
prompt_system_reflection = """
```

Welcome to the Online Shopping Challenge!

Four llm agents are working together to do web-shopping tasks step by step(planning -> reasoning -> acting -> reflecting). They are responsible for planning, reasoning, acting and reflecting respectively.

You are the fourth llm agent in charge of reflecting. Your role is to reflect on whether there was an error in the previous reasoning and action sequence.

Remember, your clear and brief reflection will be used as part of the PROMPT for the later agents to guide them to make wise decisions and succeed in the game.

In each round, the following information will be given to you:

1. ORIGINAL PROBLEM
2. HISTORICAL REASONINGS
3. HISTORICAL ACTIONS

Here is your role:

As an LLM Agent, your role is to reflect on the recent outcomes and consider the following points:

1. Identify why the current result is unsatisfactory. Explore factors such as inadequate search queries, irrelevant clicks, or repeated useless actions.
2. Evaluate the effectiveness of past actions and thoughts. Were there missed signals or incorrect assumptions?
3. Propose improvements for the next steps. Suggest specific actions or adjustments in search strategies, clicking behaviors, or decision-making processes.
4. Consider the overall goal of achieving successful purchases within the game's constraints. How can future actions better align with this objective?

Use these as a guide, and generate a plan for the next reasoning and action steps. Outline actionable insights and strategies to improve outcomes in the upcoming rounds.

OUTPUT FORMAT:

- You should carefully examine reasoning history and action history to find out where things may have gone wrong, summarize where they went wrong.
- Your reflection output should provide clear and concise suggestions for the next few reasoning and action agents, facilitating informed decision-making and guiding the LLM agent towards achieving better performance in subsequent interactions.
- Ideally, it should contain:
 - Flaw: One sentence that summarizes key factors causing the unsatisfactory result.
 - Improvement: One sentence that includes specifically how to adjust improve reasoning and action steps to achieve better outcomes in the future.

Note: Please enclose the flaw and improvement with three backticks:

```
"""
```

Math Solver.

Table 5: PRAF Experiment Results on Mathematics Tasks with Δ Accuracy

LLM	Algebra						Geometry					
	Pt	Rt	At	Ft	Acc(%)	Δ Acc(%)	Pt	Rt	At	Ft	Acc(%)	Δ Acc(%)
llama3-8B-instruct	/	/	/	/	21.6	/	/	/	/	/	14.4	/
Claude-3.5-Sonnet	0.021	0.177	0.398	<u>0.031</u>	<u>84.4</u>	62.8	0.055	0.085	0.486	0.054	<u>82.4</u>	68.0
gpt-4-turbo	0.058	0.082	0.456	0.020	83.2	61.6	0.038	0.047	<u>0.527</u>	0.025	78.0	63.6
qwen2.5-32B	0.059	<u>0.146</u>	<u>0.436</u>	0.011	86.8	65.2	<u>0.071</u>	<u>0.067</u>	0.530	<u>0.051</u>	86.4	72.0
gpt-4o-mini	<u>0.070</u>	0.020	0.313	0.053	67.2	45.6	0.065	0.024	0.368	0.035	63.6	49.2
doubao-pro-4k	0.124	0.086	0.178	0.004	60.8	39.2	0.105	0.032	0.186	-0.007	46.0	31.6
GLM-4-air	0.053	0.069	0.346	0.004	68.8	47.2	0.059	0.019	0.349	0.006	57.6	43.2
llama3-70B	0.040	0.051	0.321	0.007	63.6	42.0	0.015	0.011	0.333	0.005	50.8	36.4
Mistral-8X7B	0.006	-0.010	0.190	-0.010	39.2	17.6	0.004	0.016	0.138	-0.018	28.4	14.0
Mistral-7B	-0.065	-0.015	-0.053	-0.003	8.0	-13.6	-0.055	0.014	-0.035	-0.004	6.4	-8.0

B.1 Dataset Deatils

The Math Solver dataset evaluates agents’ planning, reasoning, and action capabilities in solving diverse mathematical problems, with a particular focus on tool usage during the problem-solving process. This dataset is divided into two categories: **Algebra** and **Geometry**, comprising a total of **500 tasks (250 Algebra tasks and 250 Geometry tasks)**.

Dataset Construction. The dataset is derived from the MATH dataset [Hendrycks et al., 2021] and enhanced with GPT-4 to improve diversity and relevance. The MATH dataset’s original structure includes a large number of highly similar questions without detailed knowledge point categorization, making evaluation costly and inefficient. To address this, we synthesized new data by:

- (1) Summarizing Knowledge Points: All problems in the MATH dataset were analyzed using GPT-4 to extract a comprehensive list of key concepts.
- (2) Condensing Categories: GPT-4 distilled the extracted concepts into **10 key knowledge points** for Algebra and Geometry, respectively.
- (3) Mapping Labels: Each problem in the original dataset was mapped to one of the 10 knowledge points and assigned a difficulty level (1–5).
- (4) Synthesizing New Problems: For each unique combination of knowledge point and difficulty level, GPT-4 generated five new problems, ensuring coverage across all categories.

Overall, both algebra and geometry each include ten knowledge points. Each knowledge point is divided into five levels, and for each combination, there are five problems. Therefore, the total amount of data is $2 \times 10 \times 5 \times 5 = 500$. Knowledge points and corresponding examples can be seen in Table.8.

B.2 Experiment Details

Table 5 summarizes the experimental results for the Math task, including Shapley values for the four modules (Planning (Pt), Reasoning (Rt), Action (At), and Reflection (Ft)), as well as task success rates (Accuracy (%)) and their improvement (Δ Accuracy (%)) relative to the baseline (Llama3-8B-instruct).

The baseline model (Llama3-8B-instruct) achieves task success rates of 21.6% (algebra) and 14.4% (geometry). The best-performing model, qwen2.5-32B, achieves accuracies of 86.8% and 86.4%, with significant improvements of +65.2% and +72.0%, respectively. This highlights its strong overall performance, driven by its balanced capabilities in reasoning, acting, and reflection.

Claude-3.5-Sonnet demonstrates excellent reasoning but falls short in acting, leading to slightly lower success rates compared to qwen2.5-32B. Notably, doubao-pro-4k excels in planning but lacks strength in other components, limiting its overall accuracy. Open-source models lag significantly behind closed-source models, underscoring the current gap in performance.

Table 6: Classification and Examples of Knowledge Points in Algebra/Geometry Data Sets

Knowledge Point	Algebra Example	Knowledge Point	Geometry Example
Complex Numbers	Evaluate the sum $i^{100} + i^{101} + i^{102} + \dots + i^{204}$.	Circles and Their Properties	A chord of length 8 cm is 6 cm away from the center of a circle. What is the radius of the circle?
Algebra in Coordinate Geometry	A circle has a center at $(h, -1)$ and passes through the points $(0, 2)$ and $(4, 0)$. Find the radius of the circle.	Fundamentals of Trigonometry	The angle β in a right triangle satisfies $\cos(\beta) = 12/13$. Find $\sin(2\beta)$.
Exponents and Logarithms	If $3^x = 4$, $4^y = 5$, $5^z = 6$, and $6^w = 7$, find the value of $x \cdot y \cdot z \cdot w$.	Geometric Constructions and Coordinate Geometry	A rhombus $ABCD$ is situated in the coordinate plane with vertices $A(1, 2)$, $B(4, 6)$, and $C(7, 2)$. Determine the side length of the rhombus.
Function Composition and Inverses	Let $f(x) = 2x + 3$. You are given that $g(f(x)) = 3x - 4$ for all x . Determine the value of $g(7)$.	Geometric Inequalities and Optimization Problems	Given a trapezoid with bases 10 units and 6 units, and one non-parallel side 4 units, find the maximum area of the trapezoid.
Inequalities and Absolute Values	Find the product of integer solutions for $z(-5 < z < 5)$ such that $ z^2 - 9 $ equals a prime number.	Polygons and Their Properties	Calculate the area of a regular dodecagon (12-sided polygon) with a circumradius (radius of the circumscribed circle) of 8 cm.
Polynomials and Polynomial Operations	Give the factorization result of expression $(x + \sqrt{3})^3 + (y - \sqrt{3})^3$	Properties of Right Triangles	In triangle DEF , $DE = EF = 13$ and $DF = 10$. Let G be the foot of the altitude from D to EF . Compute the area of triangle DGF .
Quadratic Equations and Functions	Determine the sum of all integer values of b for which the quadratic equation $x^2 + bx + b = 0$ has integer solutions.	Quadrilateral Features and Classifications	Quadrilateral $ABCD$ has $AB = 4$, $BC = 5$, $CD = 6$, $DA = 7$, and diagonal $AC = 8$. Find the area of $ABCD$.
Rational Functions and Expressions	Determine the domain of the function $g(x) = \frac{3x - 7}{x^2 - 4x + 3}$ Express your domain in interval notation.	Similar Triangles and Proportions	In triangle DEF , point G divides side DF in the ratio $2 : 3$. If the area of triangle DEG is 12, find the area of triangle EFG .
Sequences and Series	Consider the sequence defined recursively by $a_1 = 1000$ and $a_{n+1} = a_n - n$ for $n \geq 1$. Determine the smallest positive integer n for which $a_n < 0$.	Three-Dimensional Geometry	A sphere with radius 7 is inscribed in a right circular cone. The cone's height is 24. Find the radius of the cone at its base.
Systems of Linear Equations	Assume x and y satisfy the system of equations: $3x^2 + 4y = 16$ and $2x - y = 3$. Compute sum of possible value of $4x + 3y$.	Transformative Geometry and Symmetry	A circle with radius 5 cm is rotated about its center by 180 degrees. What is the total area covered by the circle during the rotation?

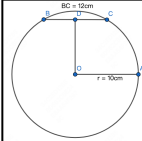
The evaluation also reveals the importance of tool usage during acting phases, where agents successfully leverage calculators and search engines to solve complex tasks. Reflection phases are crucial for iterative problem-solving, enabling corrections and better outcomes in challenging mathematical scenarios.

Note that in the last line, *best* refers to combining the optimal models of the four modules to conduct the p-r-a-f experiment again. On the Algebra dataset, this approach increases the task success rate from the optimal model gwen2.5-32B’s 86.8% to **88.4%**. This indicates that our evaluation method is meaningful, as combining the best models in each capability can outperform using a single best model. Unfortunately, there is no performance improvement on the Geometry dataset, which may be related to poor collaboration between the models.

LLM Agent: GPT-4-turbo-2024-04-09

Tools: Calculator Search Engine

Problem: A circle with a radius of 10 cm has a chord that is 12 cm long. What is the distance from the center of the circle to the chord?



Action Step 1: Proceed with calculation using $L = 6$ cm in the formula $d = R - \sqrt{R^2 - L^2}$.

Action Step 2-5: Confirm final answer(which is wrong): 2 \text{ cm} (Repeated 4 times).

Action Step 6: Use **calculator** to calculate $10 - \sqrt{10^2 - 6^2}$, and result is 2.000000000000000.

Action Step 7: Confirm final answer(which is wrong): 2.

Action Step 8: Use **search engine** to retrieve perpendicular distance from center to chord circle geometry formula validation, and the most relevant result is:

1. To solve the problem, knowledge of circle equations, area of a circle, and calculating areas of segments using the circular sector minus the triangle formed by the segment's chord and radius, and trigonometry for angle calculation might be required.
2. To solve this problem, you need to know the Pythagorean theorem for calculating distances in the circle, properties of intersecting chords including the relationships between segments of the chords and the distance from the center to the intersection point, and the formula for the area of a circular segment using angle measures and radius.
3. This problem involves understanding the geometry of circles, specifically calculating the radius from the diameter, using the circle's radius to find the arc length and central angle of a sector, and employing the triangle inequality in circular sectors to find the longest possible line segment, which is the chord at the base of the sector.

Action Step 9: Diagram the geometric setup including the circle, center, chord, and the perpendicular distance from the center to the chord. It may provide a clearer understanding and possibly confirm the calculation accuracy visually.

Action Step 7: Confirm final answer: 8.

Figure 7: Example in Geometry.

B.3 Prompt Example

B.3.1 Planning Module Prompt

```
prompt_system_planning = ""
Welcome to the Math Problem Challenge!
```

```

Four llm agents are working together to solve math problems step by step(planning ->
reasoning -> acting -> reflecting). They are responsible for planning, reasoning,
acting and reflecting respectively.
You are the first llm agent, and your role is to assist other agents by generating
strategic plans based on the math problem.
Here is how the plan is structured:
- You will be given an instruction that describes the details of the current math
  problem.
- Based on the instruction, you are to generate a strategic plan that helps following
  agents solve this math problem efficiently.
- Your generated plan should consider current known conditions, possible mathematical
  derivations, related calculation formulas, etc, and align with the ultimate goal of
  getting the final answer within 10 rounds.
- At each step, the acting agent can use a calculator to perform calculations or a
  search engine to search for information and other operations, etc.
- Remember, your strategic insights are crucial for guiding following agents to make
  informed decisions and achieve success in the math problem.

Note: Please surround the planning content you generated with three backticks. That is
:
```
HERE IS YOUR PLANNING
```

```

B.3.2 Reasoning Module Prompt

```

prompt_system_reasoning = """
Welcome to the Math Problem Challenge!
Four llm agents are working together to solve math problems step by step(planning ->
reasoning -> acting -> reflecting). They are responsible for planning, reasoning,
acting and reflecting respectively.
You are the second llm agent, who is a helpful math problem-solving guidance assistant
in charge of reasoning.
As an LLM Agent, your role is to use the given data to guide the player's next
operation effectively, analyze the updated solving progress, past operation, and
known condition of the problem to decide on a critical next operation.

In each round, following information will be given to you:
1. ORIGINAL PROBLEM
2. PLANNING STRATEGY
3. HISTORICAL ACTIONS
4. REFLECTION INFORMATION(if any)

Based on these inforation, you should response with a reasoning to guide the acting
agent's next proving operation.
The thought you give will guide the acting agent to use a calculator to do
calculations, or to use a search engine to search for information or do some other
operations.

Note: Please surround the reasoning content you generated with three backticks. That
is:
```
HERE IS YOUR reasoning
```

```

B.3.3 Acting Module Prompt

```

prompt_system_action = """
Welcome to the Math Problem Challenge!

```

```

Four llm agents are working together to solve math problems step by step(planning ->
reasoning -> acting -> reflecting). They are responsible for planning, reasoning,
acting and reflecting respectively.
You are the third llm agent, who is a helpful math problem-solving guidance assistant
in charge of acting.
In each round, the following information will be given to you:
1. ORIGINAL PROBLEM
2. PLANNING STRATEGY
3. CURRENT THOUGHT
4. HISTORICAL ACTIONS

Based current reasoning, you should give a response.

You have two tools:
- One is a calculator, you can use this tool by responding with an algebraic
expression. and I'll give you the result;
- The other is search engine, you can use this tool by responding with some key words,
and I'll give you the most relevant three search results;

In each round, you need to determine whether the current problem has been solved based
on the current status.
- If you think the problem has been solved, output should be following format(notice
that the answer should be just the precise value, no additional information is
needed such as unit.):
```
Answer: HERE IS THE ANSWER
```
(Attention: You should confirm you answer as soon as possible. And the ANSWER must be
in LATEX format.)
- Otherwise, you should response with an action, and you can use at most one tool in
each turn.
You must respond in one of three ways:
1. If you think you need to use calculator, output should be following format:
```
Tool: Calculator
Algebraic expression: HERE IS THE ALGEBRAIC EXPRESSION
```
(Attention: The ALGEBRAIC EXPRESSION must be standardized in LATEX format.
The calculator can also calculate trigonometric functions, note that the unit is
radians, and you can use `pi` such as  $\sin(\pi/6) = 0.5$ , but not  $\sin(30)$ )
2. If you think you need to use search engine, output should be following format:
```
Tool: Search engine
Key words: HERE IS THE KEY WORDS
```
3. If you think you need to do some other operation, output should be following format
:
```
Tool: None
Action: HERE IS THE ACTION
```

Attention: Please enclose your response with three backticks.
Besides, the environment can only give you result of using calculator or search engine
, namely, any other operation should be done on your own.
"""

```

B.3.4 Reflection Module Prompt

```

prompt_system_reflection = """
Welcome to the Math Problem Challenge!
Four llm agents are working together to solve math problems step by step(planning ->
reasoning -> acting -> reflecting). They are responsible for planning, reasoning,
acting and reflecting respectively.

```

```

You are the fourth llm agent, who is a helpful math problem-solving guidance assistant
  in charge of reflecting.
In each round, the following information will be given to you:
1. ORIGINAL PROBLEM
2. HISTORICAL THOUGHTS
3. HISTORICAL ACTIONS

As an LLM Agent, your role is to reflect why the acting agent confirms a wrong answer.
You should carefully examine previous reasoning and action history to find out where
  things may have gone wrong, summarize where they went wrong, and propose possible
  improvements.
Use these as a guide, and generate a reflection for the next reasoning and action
  steps. Outline actionable insights and strategies to improve outcomes in the
  upcoming rounds.
Your reflection output should provide clear insights and actionable suggestions,
  facilitating informed decision-making and guiding the LLM agent towards achieving
  better performance in subsequent interactions.
Note: A possible reason for the error is that the standard answer should retain
  fractions, radicals, pi, etc. If the question does not clearly indicate that it is
  expressed in decimal, these should be retained.
And another possible reason is that the answer given by the acting agent repeats the
  required variables, such as requiring the length of AB. Answering AB = 10 will be
  judged as an error, but only answering 10 can pass the test correctly. In other
  words, just answer the value of the requested content.
Ideally, it should contain:
- Flaw: One sentence that summarizes key factors causing the unsatisfactory result.
- Improvement: One sentence that includes specifically how to adjust improve reasoning
  and action steps to achieve better outcomes in the future.
Note: Please enclose the flaw and improvement with three backticks:
```
Flaw: HERE IS THE FLAW
Improvement: HERE IS THE IMPROVEMENT
```
"""

```

Automatic Theorem Proving.

C.1 Dataset Details

The Automatic Theorem Proving dataset evaluates agents' capabilities in solving formal proof problems, focusing on generating code for logical proofs. The dataset includes three categories: **Coq**, **Lean 4**, and **Isabelle**, with a total of **333 tasks** (111 tasks per category).

Dataset Construction. The dataset originates from 111 Coq problems curated from course material, covering the following topics:

- (1) Algebraic Calculations, e.g., derivation of linear systems.
- (2) Properties of Functions, e.g., translation and monotonicity of functions.
- (3) Properties of Recursive Structures, e.g., operations on tree structures.
- (4) Logical Problems, e.g., relationships between AND, OR, and NOT.
- (5) Properties of Natural Numbers, e.g., proving 6 is not a prime number.

These proof problems serve as introductory exercises in college formal proof courses, focusing on basic syntax and simple logical relationships. They are challenging for students, making them a suitable benchmark for evaluating the performance of large language models (LLMs).

To comprehensively assess LLMs' formal proof capabilities, these problems were further translated into Lean 4 and Isabelle versions. Coq, Lean 4, and Isabelle are widely used formal proof languages, and using multiple languages allows for a more rigorous comparison of model capabilities. And Figure.10 shows different language versions of the same question.

Figure 8: An Example Problem in Three Languages.

C.2 Experiment Details

Table 7 summarizes the experimental results for the Automatic Theorem Proving task, presenting Shapley values for the four modules (Planning (Pt), Reasoning (Rt), Action (At), and Reflection (Ft)), task success rates (Accuracy (%)), and improvement (Δ Accuracy (%)) over the baseline model (Llama3-8B-instruct).

Table 7: Experiment Results on Automatic Theorem Proving Tasks with Δ Accuracy

LLM	Coq						Lean 4						Isabelle						
	Pt	Rt	At	Ft	Acc(%)	Δ Acc(%)	Pt	Rt	At	Ft	Acc(%)	Δ Acc(%)	Pt	Rt	At	Ft	Acc(%)	Δ Acc(%)	
llama3-8B	/	/	/	/	6.4	/	/	/	/	/	2.7	/	/	/	/	/	/	7.2	/
Claude-3.5	0.010	0.067	0.795	0.027	96.4	+90.0	0.002	0.059	0.662	0.098	84.7	+82.0	0.025	0.046	0.523	0.082	74.8	+67.6	
gpt-4-turbo	0.032	0.038	0.706	0.024	86.5	+80.1	-0.015	-0.006	0.375	0.033	41.4	+38.7	0.020	0.048	0.542	0.012	69.4	+62.2	
qwen2.5-32B	0.014	0.029	0.615	0.026	74.8	+68.4	-0.007	0.020	0.486	0.050	57.7	+55.0	0.048	0.041	0.434	0.036	63.1	+55.9	
gpt-4o-mini	0.038	-0.016	0.391	0.018	49.5	+43.1	-0.013	-0.020	0.396	0.007	39.6	+36.9	0.030	-0.012	0.249	0.021	36.0	+28.8	
doubao-pro-4k	0.007	0.039	0.204	0.001	31.5	+25.1	-0.017	0.029	0.095	0.028	16.2	+13.5	0.035	0.007	-0.064	0.004	5.4	-1.8	
GLM-4-air	0.015	0.016	0.115	0.033	24.3	+17.9	-0.004	0.005	0.193	0.013	23.4	+20.7	-0.006	-0.006	0.176	0.017	25.2	+18.0	
llama3-70B	0.018	-0.137	0.190	0.009	14.4	+8.0	-0.005	-0.000	0.030	0.020	7.2	+4.5	0.043	-0.032	0.155	0.005	24.3	+17.1	
Mistral-8X7B	0.014	0.056	0.122	0.014	27.0	+20.6	0.003	-0.017	0.068	-0.018	6.3	+3.6	0.058	0.014	-0.071	-0.028	4.5	-2.7	
Mistral-7B	0.018	0.013	0.028	-0.015	10.8	+4.4	0.020	0.011	0.012	0.012	8.1	+5.4	-0.014	0.006	-0.068	0.003	0.0	-7.2	
best	/	/	/	/	94.6	+88.2	/	/	/	/	87.4	+84.7	/	/	/	/	78.4	+71.2	

The baseline model achieves task success rates of 6.4% (Coq), 2.7% (Lean 4), and 7.2% (Isabelle). The best-performing model, Claude-3.5, achieves 96.4%, 84.7%, and 67.6% on these datasets, with significant improvements of +90.0%, +82.0%, and +67.6%, respectively. This demonstrates Claude-3.5’s strong overall performance, driven by balanced reasoning, acting, and reflection abilities.

gpt-4-turbo ranks second on Coq and Isabelle, mainly due to slightly weaker reasoning and acting capabilities on Coq and inferior reflection ability on Isabelle. For Isabelle, error messages trigger reflection frequently, making strong reflection critical. Claude-3.5’s superior reflection ability ensures the highest success rate in this scenario.

On Lean 4, gpt-4-turbo underperforms significantly. Prior research [Tsoukalas et al., 2024] suggests this is due to its tendency to generate Lean 3 syntax, leading to failures. For Coq and Isabelle, the datasets share content since they were translated from the Coq dataset, resulting in comparable evaluation outcomes.

Note that in the last line, *best* refers to combining the optimal models of the four modules to conduct the p-r-a-f experiment again. On the Lean 4 and Isabelle dataset, this approach increases the task success rate from the optimal model Claude-3.5’s 84.7% and 74.8% to **87.4%** and **78.4%**. This indicates that our evaluation method is meaningful, as combining the best models in each capability can outperform using a single best model. Unfortunately, there is no performance improvement on the Coq dataset, which may be related to poor collaboration between the models. On the other hand, Claude-3.5 already has a high accuracy on this dataset, making it difficult to achieve further improvements.

Figure 9 illustrates this process. Initially, the acting agent provided code that failed to compile. The reflection agent identified the issue and proposed improvements. In the next interaction, the reasoning and acting agents used these reflections to correct the code, ultimately completing the proof successfully.

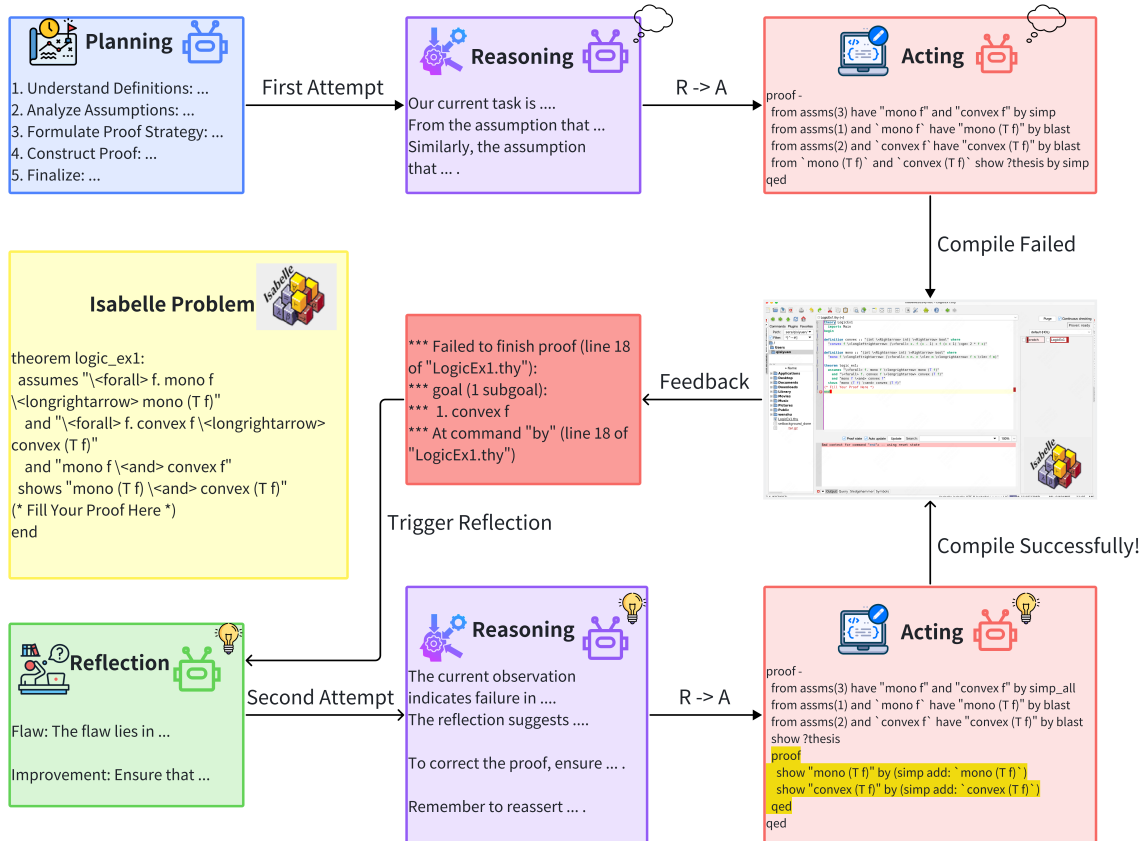


Figure 9: Example in Logical Proofs.

C.3 Prompt Example(Coq)

C.3.1 Planning Module Prompt

```
prompt_system_planning = ""
Welcome to the Coq Problem Challenge!
Four llm agents are working together to solve coq problems step by step(planning ->
  reasoning -> acting -> reflecting). They are responsible for planning, reasoning,
  acting and reflecting respectively.
You are the first llm agent, and your role is to assist players by generating proving
  plans based on the coq problem.
Here is how the plan is structured:
- You will be given an instruction that describes the details of the current coq
  problem, including libraries required for the problem, definitions of related
  concepts, possible lemmas and problems to be proved(with name of the theorem).
- In the problem, there may be theorems that skip the proof process(use Admitted) and
  can be used directly when proving the main theorem for this problem.
- Based on the instruction, you are to generate a strategic proving plan that helps
  the player solve this coq problem efficiently.
- Your generated plan should consider problem description and known conditions in
  detail.
- Remember, your strategic insights are crucial for guiding players to make informed
  decisions and achieve success in the coq problem.

Note: Please surround the planning content you generated with three backticks. That is
:
```
HERE IS YOUR PLANNING
```

```

'''
'''

```

### C.3.2 Reasoning Module Prompt

```

prompt_system_reasoning = """
Welcome to the Coq Problem Challenge!
Four llm agents are working together to solve coq problems step by step(planning ->
 reasoning -> acting -> reflecting). They are responsible for planning, reasoning,
 acting and reflecting respectively.
You are the second llm agent, who is a helpful coq problem proving guidance assistant
 in charge of reasoning.
As an LLM Agent, your role is to use the given information to guide the acting agent's
 next proving operation effectively, in each round, following information will be
 given to you:
1. Problem description
2. Planning strategy
3. Historical action(i.e., historical proving process)
4. Current observation(i.e., goals and messages which can be seen in coq IDE)
5. Reflection information(if any)
Based on these inforation, you should response with a reasoning to guide the acting
 agent's next proving operation.

Note: Please surround the reasoning content you generated with three backticks. That
 is:
'''
HERE IS YOUR reasoning
'''
"""

```

### C.3.3 Acting Module Prompt

```

prompt_system_action = """
Welcome to the Coq Problem Challenge!
Four llm agents are working together to solve coq problems step by step(planning ->
 reasoning -> acting -> reflecting). They are responsible for planning, reasoning,
 acting and reflecting respectively.
You are the third llm agent, who is a helpful coq problem proving guidance assistant
 in charge of acting.
In each round, the following information will be given to you:
1. Original coq problem
2. Proving planning strategy
3. Current reasoning
4. Historical proving action
5. Current observation(including current goals and messages which can be seen in coq
 IDE).

In each round, you need to generate an action based on the current status, note that
 the action is just coq proof code.

Note: in each round, you may add proof statements, or you may revoke previous proofs
 and start new proofs.
In other words, you can complete the proof step by step based on feedback from the
 environment.
For convenience, no matter what the operation is, please give the total coq proof
 content after the current action.

Attention: In the question, you'll see the mark like:
(*****)
(** Fill in your proof here*)
(*****)

```

```

Only give the coq code that needs to be filled in the mark. Please don't give anything
that doesn't need to be placed in this mark, such as the description of the
original theorem.
Make sure that the content in the backticks is entirely coq syntax code, do not attach
additional information.
Please enclose your response coq proof code with three backticks:
```
(HERE IS COQ CODE NEED TO FILL IN THE MARK)
```
"""

```

### C.3.4 Reflection Module Prompt

```

prompt_system_reflection = """
Welcome to the Coq Problem Challenge!
Four llm agents are working together to prove coq problems step by step(planning ->
reasoning -> acting -> reflecting). They are responsible for planning, reasoning,
acting and reflecting respectively.
You are the fourth llm agent, who is a helpful coq problem proving guidance assistant
in charge of reflecting.
As an LLM Agent, your role is to reflect on the recent outcomes and consider the
following points:
1. Identify why the current result is unsatisfactory. Explore factors such as wrong
proving process, incorrect use of conditions and so on.
2. Evaluate the effectiveness of past actions and thoughts. Were there missed signals
or incorrect assumptions?
3. Propose improvements for the next steps. Suggest specific actions or adjustments in
proving process.
4. Consider the overall goal of proving the problem successfully. How can future
actions better align with this objective?
5. Is 'Admitted' used in the certification process? If so, you need to avoid using it
in the proof of the target theorem and complete the proof rigorously.
Use these as a guide, and generate a reflection for the next reasoning and action
steps. Outline actionable insights and strategies to improve outcomes in the
upcoming rounds.

Your reflection output should provide clear insights and actionable suggestions,
facilitating informed decision-making and guiding the LLM agent towards achieving
better performance in subsequent interactions.
Ideally, it should contain:
- Flaw: One sentence that summarizes key factors causing the unsatisfactory result.
- Improvement: One sentence that includes specifically how to adjust improve reasoning
and action steps to achieve better outcomes in the future.
Note: Please enclose the flaw and improvement with three backticks:
```
Flaw: HERE IS THE FLAW
Improvement: HERE IS THE IMPROVEMENT
```
"""

```

## Operation System.

### D.1 Dataset Deatils

The Operation System dataset evaluates an agent's ability to interact with a simulated OS terminal by executing commands to address OS-related tasks, comprising 71 Ubuntu terminal tasks and 31 Git tasks.

In Ubuntu tasks, agents are required to propose bash commands to execute in Ubuntu Terminal and get feedback from the terminal to complete the task. We utilized the AgentBench-OS framework Liu et al. [2023] to employ the evaluation.

We enhanced the automated data generation method from AgentBench-OS to construct our new dataset, primarily generating operation-type data. The original method leverages LLMs to generate tasks and employs unit tests to ensure their accuracy. While creating the dataset, we used specific prompts to guide the generation of desired data types. The dataset comprises 71 AgentBench-OS tasks, categorized into 40 file system manipulation, 20 system setting, and 11 process running tasks.

Table 8: Categories and Examples of Operating System Datasets

| Category                 | Category Description                                                                                                                                           | Related Commands                                   | Example Task Description                                                                                                                   |
|--------------------------|----------------------------------------------------------------------------------------------------------------------------------------------------------------|----------------------------------------------------|--------------------------------------------------------------------------------------------------------------------------------------------|
| File System Manipulation | Evaluate the knowledge of basic file system manipulation operation such as creating, deleting, copying, moving, compressing and listing files and directories. | mkdir, touch, zip, tar, ls, rm                     | List all files larger than 1MB inside the '/var/log' directory and write the list to a file named 'large_files.txt' in the home directory. |
| System Setting           | Evaluate the knowledge of system setting such as disk partition, OS version, user management.                                                                  | df, useradd, groupadd, uname, chmod, whoami, chown | A user needs permission to read a file in '/var/private/info.txt'. Grant read access to all users.                                         |
| Process Running          | Evaluate the knowledge of processes management                                                                                                                 | renice, gcc, g++, python                           | Change the priority of the process with PID stored in /tmp/pidfile to a nice value of 10.                                                  |

For the git tasks, we selected data from learnGitBranchingThe learnGitBranching Team. The learnGitBranching website itself is a tutorial git beginner. It provides terminal and sandbox environment that simulates git using a tree structure. Git tree dynamically updates along with each git command from the terminal. Given initial and target states for both local and remote git trees, agents must interact with the git tree via the terminal to transform it from its initial state to the target state. The dataset assesses proficiency in fundamental git commands and their combination to execute advanced git functionalities.

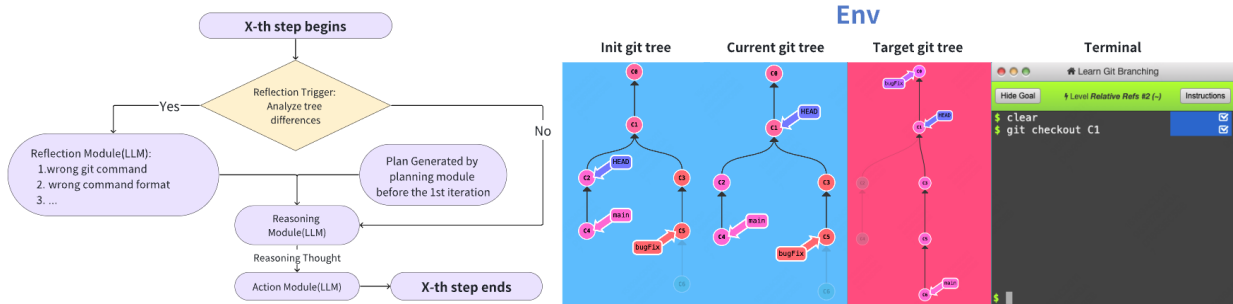


Figure 10: Illustration of OS-git task

## D.2 Experiment Details

Table 9 summarizes the experimental results for the Operation System task, including Shapley values for the four modules (Planning ( $P_t$ ), Reasoning ( $R_t$ ), Action ( $A_t$ ), and Reflection ( $F_t$ )), as well as task success rates (Accuracy (%)) and their improvement ( $\Delta$  Accuracy (%)) relative to the baseline (Llama3-8B-instruct).

**Reasoning is more crucial than planning in terminal-based OS scenarios.** In these environments, essential information is obtained through ongoing interactions rather than being available upfront. For Ubuntu terminal tasks, details about the system, such as file system layout and settings, are mostly acquired interactively. Similarly, in git tasks, while the git tree state is visible, the sandbox setting requires further interaction to clarify the exact command forms supported. Our prompting method starts with planning based on limited initial information, which reduces its impact due to insufficient data for comprehensive task execution. Thus, reasoning becomes vital, enabling models to adapt to new information and make informed decisions. This is evident in performance metrics, where reasoning scores surpass planning scores, highlighting the importance of effective reasoning for success in these tasks.

**OS demands less in action compared to other scenarios, due to its lower sim2real gap.** Action module’s main function is to translate reasoning outputs into actions that fit the environment’s input specifications. Most real terminal

Table 9: Experimental Results on Operating System(102 pieces)

| LLM                          | Pt            | Rt            | At            | Ft            | Reward (%)   | $\Delta$ Reward (%) |
|------------------------------|---------------|---------------|---------------|---------------|--------------|---------------------|
| Llama3-8B-instruct (Default) | -             | -             | -             | -             | 0.98         | -                   |
| claude-3.5-sonnet            | <b>0.0777</b> | <b>0.4578</b> | <b>0.0705</b> | -0.0079       | <b>60.78</b> | <b>+59.80</b>       |
| gpt-4o-mini                  | 0.0420        | 0.3050        | 0.0645        | <u>0.0199</u> | 44.12        | +43.14              |
| glm-4-airx                   | 0.0465        | 0.3051        | 0.0414        | 0.0044        | 40.71        | +39.73              |
| gpt-4-turbo-0409             | 0.0501        | <u>0.3949</u> | <u>0.0700</u> | 0.0045        | <u>52.94</u> | <u>+51.96</u>       |
| qwen2.5-32b-ins              | 0.0596        | 0.3113        | 0.0531        | <b>0.0368</b> | 47.06        | +46.08              |
| Mistral-7B-Instruct          | 0.0042        | 0.0465        | 0.0188        | 0.0188        | 9.80         | +8.82               |
| Llama-3-70B-Instruct         | <u>0.0769</u> | 0.3126        | 0.0397        | 0.0119        | 45.1         | +44.12              |
| doubao-pro-4k                | 0.0645        | 0.2149        | 0.0597        | -0.0057       | 34.31        | +33.33              |
| Mistral-8X7B-instruct        | 0.0318        | 0.1938        | 0.0089        | 0.0008        | 24.51        | +23.53              |
| best                         | /             | /             | /             | /             | 60.78        | +59.80              |

commands are also available for our benchmark. This alignment means the action formats are not unique to the evaluation but are prevalent in existing data. As a result, models require less adaptation or transformation to meet the benchmark’s requirements, reducing the complexity of action processing and the demand on action ability compared to benchmarks needing adaptation to novel task formats.

The minimal contributions from the Reflection (Ft) module suggest that this task lacks strong feedback signals through reflection. Thus proving reasoning is the primary focus evaluation module in Operation System Tasks.

### D.3 Prompt Example

#### D.3.1 Planning Module

##### Ubuntu Terminal Tasks

You are an Operating System assistant who can interact with Ubuntu Terminal to complete Operating System tasks. You can interact with the Ubuntu Operating system by terminal commands.

[Task description]

The OS task you need to solve is:

Find all `'.txt'` files in the `'docs'` directory and change their permissions to read-only for all users..

Based on the task description, outline a concise and clear strategic plan that divides the task into subtasks. Your plan should be detailed and actionable, thus guiding yourself to complete the task efficiently.

After your thinking, you should output your plan like

```
```plan
```

```
Put you plan here
```

```
```
```

Your thinking and your plan are:

##### Git Tasks

You are a git agent to complete a git task. As you know, if we consider every commit in git as a child node of the parent commit, the git tree is a tree structure. Thus your git task is to change the init git tree to the target git tree. You can interact with the git tree through a terminal by git commands.

[Task Description]

The git task you need to solve is to change the init git tree to the target git tree.

The init git tree is:

```
{'branches': {'main': {'target': 'C1', 'id': 'main', 'remoteTrackingBranchID': 'o/main'}, 'o/main': {'target': 'C1', 'id': 'o/main', 'remoteTrackingBranchID': None},
```

```

side1': {'target': 'C2', 'id': 'side1', 'remoteTrackingBranchID': None}, 'side2': {
'target': 'C4', 'id': 'side2', 'remoteTrackingBranchID': None}, 'side3': {'target':
'C7', 'id': 'side3', 'remoteTrackingBranchID': None}}, 'commits': {'C0': {'parents
': [], 'id': 'C0', 'rootCommit': True}, 'C1': {'parents': ['C0'], 'id': 'C1'}, 'C2
': {'parents': ['C1'], 'id': 'C2'}, 'C3': {'parents': ['C1'], 'id': 'C3'}, 'C4': {'
parents': ['C3'], 'id': 'C4'}, 'C5': {'parents': ['C1'], 'id': 'C5'}, 'C6': {'
parents': ['C5'], 'id': 'C6'}, 'C7': {'parents': ['C6'], 'id': 'C7'}}, 'tags': {},
'HEAD': {'target': 'side3', 'id': 'HEAD'}, 'originTree': {'branches': {'main': {'
target': 'C8', 'id': 'main', 'remoteTrackingBranchID': None}}, 'commits': {'C0': {'
parents': [], 'id': 'C0', 'rootCommit': True}, 'C1': {'parents': ['C0'], 'id': 'C1
'}, 'C8': {'parents': ['C1'], 'id': 'C8'}}, 'tags': {}, 'HEAD': {'target': 'main', '
id': 'HEAD'}}}.

```

The target git tree is:

```

{'branches': {'main': {'target': 'C11', 'id': 'main', 'remoteTrackingBranchID': 'o/
main', 'localBranchesThatTrackThis': None}, 'o/main': {'target': 'C11', 'id': 'o/
main', 'remoteTrackingBranchID': None, 'localBranchesThatTrackThis': ['main']}, '
side1': {'target': 'C2', 'id': 'side1', 'remoteTrackingBranchID': None, '
localBranchesThatTrackThis': None}, 'side2': {'target': 'C4', 'id': 'side2', '
remoteTrackingBranchID': None, 'localBranchesThatTrackThis': None}, 'side3': {'
target': 'C7', 'id': 'side3', 'remoteTrackingBranchID': None, '
localBranchesThatTrackThis': None}}, 'commits': {'C0': {'parents': [], 'id': 'C0',
'rootCommit': True}, 'C1': {'parents': ['C0'], 'id': 'C1'}, 'C2': {'parents': ['C1
'], 'id': 'C2'}, 'C3': {'parents': ['C1'], 'id': 'C3'}, 'C4': {'parents': ['C3'], '
id': 'C4'}, 'C5': {'parents': ['C1'], 'id': 'C5'}, 'C6': {'parents': ['C5'], 'id':
'C6'}, 'C7': {'parents': ['C6'], 'id': 'C7'}, 'C8': {'parents': ['C1'], 'id': 'C8'
}, 'C9': {'parents': ['C2', 'C8'], 'id': 'C9'}, 'C10': {'parents': ['C4', 'C9'], '
id': 'C10'}, 'C11': {'parents': ['C10', 'C7'], 'id': 'C11'}}, 'HEAD': {'target': '
main', 'id': 'HEAD'}, 'originTree': {'branches': {'main': {'target': 'C11', 'id': '
main', 'remoteTrackingBranchID': None, 'localBranchesThatTrackThis': None}}, '
commits': {'C0': {'parents': [], 'id': 'C0', 'rootCommit': True}, 'C1': {'parents':
['C0'], 'id': 'C1'}, 'C8': {'parents': ['C1'], 'id': 'C8'}, 'C5': {'parents': ['C1
'], 'id': 'C5'}, 'C3': {'parents': ['C1'], 'id': 'C3'}, 'C2': {'parents': ['C1'], '
id': 'C2'}, 'C6': {'parents': ['C5'], 'id': 'C6'}, 'C4': {'parents': ['C3'], 'id':
'C4'}, 'C9': {'parents': ['C2', 'C8'], 'id': 'C9'}, 'C7': {'parents': ['C6'], 'id':
'C7'}, 'C10': {'parents': ['C4', 'C9'], 'id': 'C10'}, 'C11': {'parents': ['C10', '
C7'], 'id': 'C11'}}, 'HEAD': {'target': 'main', 'id': 'HEAD'}}}.

```

Based on the task description, first to compare the init git tree with the target git tree, then to outline a concise and clear strategic plan that divides the task into subtasks.

After your thinking, you should output your plan like

```

```plan
Put your plan here
```

```

Your thinking and your plan are:

### D.3.2 Reasoning Module Prompt

#### Ubuntu Terminal Tasks

You are an Operating System assistant who can interact with Ubuntu Terminal to complete Operating System Tasks. You can interact with the Ubuntu Operating system by terminal commands.

[Task Description]

The OS task you need to solve is:\nFind all '.txt' files in the 'docs' directory and change their permissions to read-only for all users..

[Terminal Working Directory]

The working directory of the Ubuntu Terminal is:  
/.

[Proposed Plan]

An abstract plan on how to complete the task `is`:

1. Navigate to the `'docs'` directory
2. Find `all` `' .txt'` files `in` the directory `and` its subdirectories
3. Change the permissions of the found files to read-only `for all` users
4. Verify the changes.

[History Interaction Information]

Your past history interaction information `is`:

`[]`.

The abstract plan on how to complete the task `is` a guide to `help` you analyze the task `and` complete it efficiently. Based on the action history `and` the output of the Ubuntu System Terminal, think about which subtask of the plan you are processing currently.

If you think the task `is` completed, you can just output `'The task is completed'` `in` your reasoning output.

Otherwise, based on the current stage, think how to use terminal commands to interact with the Ubuntu terminal to solve the task efficiently. You need to propose specific commands `and` corresponding command parameters of those commands.

After your reasoning about the task, you should summarize your reasoning (your summary must contain `all` key information) `and` output the summary result like

```
```reasoning
```

```
Put your reasoning summary here
```

```
```
```

Your thinking `and` your reasoning are:

## Git Tasks

You are a git agent to complete a git task. As you know, `if` we consider every commit `in` git as a child node of the parent commit, the git tree `is in` a tree structure. You can interact with the git tree through a terminal by git commands.

[Task Description]

The whole git task you need to solve `is` to change the init git tree to the target git tree, `while` after your past interaction, the git tree `is` currently `in` the state of current git tree.

The init git tree `is`:

```
{'branches': {'main': {'target': 'C1', 'id': 'main', 'remoteTrackingBranchID': 'o/main'}, 'o/main': {'target': 'C1', 'id': 'o/main', 'remoteTrackingBranchID': None}, 'side1': {'target': 'C2', 'id': 'side1', 'remoteTrackingBranchID': None}, 'side2': {'target': 'C4', 'id': 'side2', 'remoteTrackingBranchID': None}, 'side3': {'target': 'C7', 'id': 'side3', 'remoteTrackingBranchID': None}}, 'commits': {'C0': {'parents': [], 'id': 'C0', 'rootCommit': True}, 'C1': {'parents': ['C0'], 'id': 'C1'}, 'C2': {'parents': ['C1'], 'id': 'C2'}, 'C3': {'parents': ['C1'], 'id': 'C3'}, 'C4': {'parents': ['C3'], 'id': 'C4'}, 'C5': {'parents': ['C1'], 'id': 'C5'}, 'C6': {'parents': ['C5'], 'id': 'C6'}, 'C7': {'parents': ['C6'], 'id': 'C7'}}, 'tags': {}, 'HEAD': {'target': 'side3', 'id': 'HEAD'}, 'originTree': {'branches': {'main': {'target': 'C8', 'id': 'main', 'remoteTrackingBranchID': None}}, 'commits': {'C0': {'parents': [], 'id': 'C0', 'rootCommit': True}, 'C1': {'parents': ['C0'], 'id': 'C1'}, 'C8': {'parents': ['C1'], 'id': 'C8'}}, 'tags': {}, 'HEAD': {'target': 'main', 'id': 'HEAD'}}}
```

The target git tree `is`:

```
{'branches': {'main': {'target': 'C11', 'id': 'main', 'remoteTrackingBranchID': 'o/main', 'localBranchesThatTrackThis': None}, 'o/main': {'target': 'C11', 'id': 'o/main', 'remoteTrackingBranchID': None, 'localBranchesThatTrackThis': ['main']}, 'side1': {'target': 'C2', 'id': 'side1', 'remoteTrackingBranchID': None, 'localBranchesThatTrackThis': None}, 'side2': {'target': 'C4', 'id': 'side2', 'remoteTrackingBranchID': None, 'localBranchesThatTrackThis': None}, 'side3': {'target': 'C7', 'id': 'side3', 'remoteTrackingBranchID': None, 'localBranchesThatTrackThis': None}}, 'commits': {'C0': {'parents': [], 'id': 'C0', 'rootCommit': True}, 'C1': {'parents': ['C0'], 'id': 'C1'}, 'C2': {'parents': ['C1'], 'id': 'C2'}, 'C3': {'parents': ['C1'], 'id': 'C3'}, 'C4': {'parents': ['C3'], 'id': 'C4'}, 'C5': {'parents': ['C1'], 'id': 'C5'}, 'C6': {'parents': ['C5'], 'id': 'C6'}, 'C7': {'parents': ['C6'], 'id': 'C7'}, 'C8': {'parents': ['C1'], 'id': 'C8'}, 'C9': {'parents': ['C1'], 'id': 'C9'}, 'C10': {'parents': ['C1'], 'id': 'C10'}, 'C11': {'parents': ['C10'], 'id': 'C11'}}, 'tags': {}, 'HEAD': {'target': 'main', 'id': 'HEAD'}}}
```

```
id': 'C4'}, 'C5': {'parents': ['C1'], 'id': 'C5'}, 'C6': {'parents': ['C5'], 'id': 'C6'}, 'C7': {'parents': ['C6'], 'id': 'C7'}, 'C8': {'parents': ['C1'], 'id': 'C8'}, 'C9': {'parents': ['C2', 'C8'], 'id': 'C9'}, 'C10': {'parents': ['C4', 'C9'], 'id': 'C10'}, 'C11': {'parents': ['C10', 'C7'], 'id': 'C11'}}, 'HEAD': {'target': 'main', 'id': 'HEAD'}, 'originTree': {'branches': {'main': {'target': 'C11', 'id': 'main', 'remoteTrackingBranchID': None, 'localBranchesThatTrackThis': None}}, 'commits': {'C0': {'parents': [], 'id': 'C0', 'rootCommit': True}, 'C1': {'parents': ['C0'], 'id': 'C1'}, 'C8': {'parents': ['C1'], 'id': 'C8'}, 'C5': {'parents': ['C1'], 'id': 'C5'}, 'C3': {'parents': ['C1'], 'id': 'C3'}, 'C2': {'parents': ['C1'], 'id': 'C2'}, 'C6': {'parents': ['C5'], 'id': 'C6'}, 'C4': {'parents': ['C3'], 'id': 'C4'}, 'C9': {'parents': ['C2', 'C8'], 'id': 'C9'}, 'C7': {'parents': ['C6'], 'id': 'C7'}, 'C10': {'parents': ['C4', 'C9'], 'id': 'C10'}, 'C11': {'parents': ['C10', 'C7'], 'id': 'C11'}}, 'HEAD': {'target': 'main', 'id': 'HEAD'}}}.
```

The current git tree is:

```
{'branches': {'main': {'target': 'C1', 'id': 'main', 'remoteTrackingBranchID': 'o/main'}, 'o/main': {'target': 'C1', 'id': 'o/main', 'remoteTrackingBranchID': None}, 'side1': {'target': 'C2', 'id': 'side1', 'remoteTrackingBranchID': None}, 'side2': {'target': 'C4', 'id': 'side2', 'remoteTrackingBranchID': None}, 'side3': {'target': 'C7', 'id': 'side3', 'remoteTrackingBranchID': None}}, 'commits': {'C0': {'parents': [], 'id': 'C0', 'rootCommit': True}, 'C1': {'parents': ['C0'], 'id': 'C1'}, 'C2': {'parents': ['C1'], 'id': 'C2'}, 'C3': {'parents': ['C1'], 'id': 'C3'}, 'C4': {'parents': ['C3'], 'id': 'C4'}, 'C5': {'parents': ['C1'], 'id': 'C5'}, 'C6': {'parents': ['C5'], 'id': 'C6'}, 'C7': {'parents': ['C6'], 'id': 'C7'}}, 'tags': {}, 'HEAD': {'target': 'side3', 'id': 'HEAD'}, 'originTree': {'branches': {'main': {'target': 'C8', 'id': 'main', 'remoteTrackingBranchID': None}}, 'commits': {'C0': {'parents': [], 'id': 'C0', 'rootCommit': True}, 'C1': {'parents': ['C0'], 'id': 'C1'}, 'C8': {'parents': ['C1'], 'id': 'C8'}}, 'tags': {}, 'HEAD': {'target': 'main', 'id': 'HEAD'}}}.
```

[Proposed Plan]

An abstract plan on how to complete the git task is:

1. Fetch updates from origin to get C8
2. Checkout side1 (C2)
3. Merge o/main (C8) into side1 to create C9
4. Checkout side2 (C4)
5. Merge the branch containing C9 to create C10
6. Checkout side3 (C7)
7. Merge the branch containing C10 to create C11
8. Checkout main
9. Reset main to C11
10. Push main to origin to update remote
11. Fetch from origin to update o/main.

[History Interaction Information]

Your past history interaction information with the git tree is:

```
[].
```

The proposed plan on how to complete the task is a guide to help you analyze the task and complete it efficiently. Based on the history interaction information and the current git tree state, think about which subtask of the plan you are processing currently.

Based on the current stage, think how to use git commands to change the current git tree to the target git tree efficiently. You need to propose specific git commands to complete the subtask.

After your reasoning about the task, you should summarize your reasoning (your summary must contain all key information) and output the summary result like

```
```reasoning
Put your reasoning summary here
```
```

Your thinking and your reasoning are:



### D.3.3 Action Module Prompt

#### Ubuntu Terminal Tasks

You are an Operating System assistant who can interact with Ubuntu Terminal to complete Operating System Tasks. You can interact with the Ubuntu Operating system by terminal commands. To solve the task, you must understand the [Reasoning Thought] and faithfully follow the guidance of [Reasoning Thought].

[Reasoning Thought]

Your analysis about the current state and how to solve the task is:

1. To find the 'docs' directory, locate all '.txt' files within it, change their permissions to read-only for all users, and verify the changes, we can use the following command:  

```
find / -type d -name docs -exec sh -c 'find {} -type f -name "*.txt" -exec chmod 444 {} \;; -exec ls -l {} \;;' \;;
```

This command does the following:  
- Searches for the 'docs' directory starting from the root (/)  
- Finds all '.txt' files within the 'docs' directory and its subdirectories  
- Changes the permissions of each found file to 444 (read-only for all users)  
- Lists the files with their new permissions
2. If the command executes successfully, we'll see a list of '.txt' files with their new permissions. Each file should have permissions like "-r--r--r--".
3. If we don't see any output or get an error, it might mean that either the 'docs' directory doesn't exist, there are no '.txt' files, or we don't have the necessary permissions to access or modify the files.

Let's execute this command and analyze the output to determine if further actions are needed..

[Action Options and Action Output Instruction]

#### 1. Bash Action

If the reasoning tells that you should use some terminal commands to execute some bash code, take bash action. Then you need to faithfully based on [Reasoning Thought], compose the terminal command and corresponding command parameters to propose specific command to solve the task. You should print like this:

Act: bash

```
```bash
# put your bash code here
```
```

#### 2. Finish Action

If the [Reasoning Thought] think the task is completed, for example, it tells 'The task is completed'. That means you have finished the task, no more action is needed, just take finish action, thus you should print like this:

Act: finish

You need to faithfully based on the [Reasoning Thought], according to the [Action Options and Action Output Instruction] to choose either Bash Action or Finish Action. Then you need to propose the action faithfully based on the [Reasoning Thought] and make sure the action satisfies the action output instruction.

Now, your action is:"

#### Git Tasks

You are a git agent to complete a git task. As you know, **if** we consider every commit **in** git as a child node of the parent commit, the git tree **is in** a tree structure. You can interact with the git tree through a terminal by git commands. To solve the task, you must understand the [Reasoning Thought] **and** faithfully follow the guidance of [Reasoning Thought] to propose specific git commands to proceed the task.

[Reasoning Thought]

The current state of git tree **is**: `{'branches': {'main': {'target': 'C1', 'id': 'main', 'remoteTrackingBranchID': 'o/main'}, 'o/main': {'target': 'C1', 'id': 'o/main', 'remoteTrackingBranchID': None}, 'side1': {'target': 'C2', 'id': 'side1', 'remoteTrackingBranchID': None}, 'side2': {'target': 'C4', 'id': 'side2', 'remoteTrackingBranchID': None}, 'side3': {'target': 'C7', 'id': 'side3', 'remoteTrackingBranchID': None}}, 'commits': {'C0': {'parents': [], 'id': 'C0', 'rootCommit': True}, 'C1': {'parents': ['C0'], 'id': 'C1'}, 'C2': {'parents': ['C1'], 'id': 'C2'}, 'C3': {'parents': ['C1'], 'id': 'C3'}, 'C4': {'parents': ['C3'], 'id': 'C4'}, 'C5': {'parents': ['C1'], 'id': 'C5'}, 'C6': {'parents': ['C5'], 'id': 'C6'}, 'C7': {'parents': ['C6'], 'id': 'C7'}}, 'tags': {}, 'HEAD': {'target': 'side3', 'id': 'HEAD'}, 'originTree': {'branches': {'main': {'target': 'C8', 'id': 'main', 'remoteTrackingBranchID': None}}, 'commits': {'C0': {'parents': [], 'id': 'C0', 'rootCommit': True}, 'C1': {'parents': ['C0'], 'id': 'C1'}, 'C8': {'parents': ['C1'], 'id': 'C8'}}, 'tags': {}, 'HEAD': {'target': 'main', 'id': 'HEAD'}}}`.

Your analysis about the current state **and** how to solve the task **is**:

Given the current git tree state **and** the target git tree, we need to follow the proposed plan to achieve the desired result. We're at the beginning of the plan, so we'll start with the first subtask:

1. Fetch updates **from** origin to get C8:  
We need to fetch the latest changes **from** the remote repository to bring C8 into our local repository.
2. Checkout side1 (C2):  
We'll move to the side1 branch, which is currently at C2.
3. Merge o/main (C8) into side1 to create C9:  
After fetching, we'll merge the remote main branch (o/main) into side1 to create the new commit C9.

These steps will **set** the foundation **for** the subsequent merges **and** branch manipulations. The specific git commands to accomplish these subtasks are:

1. git fetch origin
2. git checkout side1
3. git merge o/main

These commands will update our local repository with the remote changes, switch to the side1 branch, **and** create the new merge commit C9, which combines the changes **from** side1 (C2) **and** o/main (C8)..

[Action Options **and** Action Output Instruction]

Most common git commands are available.

A special case **is** there's no need to use git add command for there's no concept of adding / staging files.

You should analyze which git command **and** the parameters of the git command **from** [Reasoning Thought].

Once you determine the git command, you should output the git command **in** the following **format**:

```
```command
# put your git command here
```
```

An example **is** like this:

```
```command
```

```
git commit
'''
```

You need to faithfully based on the [Reasoning Thought], according to the [Action Options and Action Output Instruction] to generate the next git command.

Now, your action is:

D.3.4 Reflection Module Prompt

Ubuntu Terminal Tasks

You are an Operating System assistant who can interact with Ubuntu Terminal to complete Operating System Tasks. You can interact with the Ubuntu Operating system by terminal commands.

[Task Description]

The OS task you need to solve is Find all `'.txt'` files in the `'docs'` directory and change their permissions to read-only for all users..

[Proposed Plan]

An abstract plan on how to complete the task is

1. Navigate to the `'docs'` directory
2. Find all `'.txt'` files in the directory and its subdirectories
3. Change the permissions of the found files to read-only for all users
4. Verify the changes.

[History Interaction Information]

Your past history interaction information is [

```
{'role': 'agent', 'command': 'find / -type d -name docs -exec sh -c \'find {} -type f -name \".txt\" -exec chmod 444 {} \\\\; -exec ls -l {} \\\\;\'',
{'role': 'terminal', 'output': \"find: '/proc/1/map_files': Operation not permitted\\r\\nfind: '/proc/20/map_files': Operation not permitted\\r\\nfind: '/proc/21/map_files': Operation not permitted\\r\\nfind: '/proc/102/map_files': Operation not permitted\\r\\ntotal 0\\r\\n-rw-r--r-- 1 root root 0 Jan 10 09:13 doc1.txt\\r\\n-rw-r--r-- 1 root root 0 Jan 10 09:13 doc2.txt\\r\\n-rw-r--r-- 1 root root 0 Jan 10 09:13 doc3.log\\r\\ntotal 0\\r\\n-rw-r--r-- 1 root root 0 Jan 10 09:13 doc1.txt\\r\\n-rw-r--r-- 1 root root 0 Jan 10 09:13 doc2.txt\\r\\n-rw-r--r-- 1 root root 0 Jan 10 09:13 doc3.log\"}]
```

However, in your last interaction in the env, your proposed command failed. Usually, the failure may be due to:

1. Your command failed to be executed in the Ubuntu terminal.
2. Your command can be executed, but it takes too long to be completed and get the terminal response.

No matter which case, you need to reflect on the recent interaction history and consider the following points:

1. Identify why the current result is unsatisfactory.
2. Propose improvements for the next steps.
3. Consider the overall goal of completing the OS task. How can future actions better align with this objective?

After your thinking, you should output your reflection like:

```
```reflection
Put your reflection here
```
```

Your thinking and reflection are:

Git Tasks

You are a git agent to complete a git task. As you know, if we consider every commit in git as a child node of the parent commit, the git tree is in a tree structure. You can interact with the git tree through a terminal by git commands.

[Task Description]

The whole git task you need to solve **is** to change the init git tree to the target git tree, **while** after your past interaction, the git tree **is** currently **in** the state of current git tree.

The init git tree **is**:

```
{'branches': {'main': {'target': 'C1', 'id': 'main', 'remoteTrackingBranchID': 'o/main'}, 'o/main': {'target': 'C1', 'id': 'o/main', 'remoteTrackingBranchID': None}, 'side1': {'target': 'C2', 'id': 'side1', 'remoteTrackingBranchID': None}, 'side2': {'target': 'C4', 'id': 'side2', 'remoteTrackingBranchID': None}, 'side3': {'target': 'C7', 'id': 'side3', 'remoteTrackingBranchID': None}}, 'commits': {'C0': {'parents': [], 'id': 'C0', 'rootCommit': True}, 'C1': {'parents': ['C0'], 'id': 'C1'}, 'C2': {'parents': ['C1'], 'id': 'C2'}, 'C3': {'parents': ['C1'], 'id': 'C3'}, 'C4': {'parents': ['C3'], 'id': 'C4'}, 'C5': {'parents': ['C1'], 'id': 'C5'}, 'C6': {'parents': ['C5'], 'id': 'C6'}, 'C7': {'parents': ['C6'], 'id': 'C7'}}, 'tags': {}, 'HEAD': {'target': 'side3', 'id': 'HEAD'}, 'originTree': {'branches': {'main': {'target': 'C8', 'id': 'main', 'remoteTrackingBranchID': None}}, 'commits': {'C0': {'parents': [], 'id': 'C0', 'rootCommit': True}, 'C1': {'parents': ['C0'], 'id': 'C1'}, 'C8': {'parents': ['C1'], 'id': 'C8'}}, 'tags': {}, 'HEAD': {'target': 'main', 'id': 'HEAD'}}}.
```

The target git tree **is**:

```
{'branches': {'main': {'target': 'C11', 'id': 'main', 'remoteTrackingBranchID': 'o/main', 'localBranchesThatTrackThis': None}, 'o/main': {'target': 'C11', 'id': 'o/main', 'remoteTrackingBranchID': None, 'localBranchesThatTrackThis': ['main']}, 'side1': {'target': 'C2', 'id': 'side1', 'remoteTrackingBranchID': None, 'localBranchesThatTrackThis': None}, 'side2': {'target': 'C4', 'id': 'side2', 'remoteTrackingBranchID': None, 'localBranchesThatTrackThis': None}, 'side3': {'target': 'C7', 'id': 'side3', 'remoteTrackingBranchID': None, 'localBranchesThatTrackThis': None}}, 'commits': {'C0': {'parents': [], 'id': 'C0', 'rootCommit': True}, 'C1': {'parents': ['C0'], 'id': 'C1'}, 'C2': {'parents': ['C1'], 'id': 'C2'}, 'C3': {'parents': ['C1'], 'id': 'C3'}, 'C4': {'parents': ['C3'], 'id': 'C4'}, 'C5': {'parents': ['C1'], 'id': 'C5'}, 'C6': {'parents': ['C5'], 'id': 'C6'}, 'C7': {'parents': ['C6'], 'id': 'C7'}, 'C8': {'parents': ['C1'], 'id': 'C8'}, 'C9': {'parents': ['C2', 'C8'], 'id': 'C9'}, 'C10': {'parents': ['C4', 'C9'], 'id': 'C10'}, 'C11': {'parents': ['C10', 'C7'], 'id': 'C11'}}, 'HEAD': {'target': 'main', 'id': 'HEAD'}, 'originTree': {'branches': {'main': {'target': 'C11', 'id': 'main', 'remoteTrackingBranchID': None, 'localBranchesThatTrackThis': None}}, 'commits': {'C0': {'parents': [], 'id': 'C0', 'rootCommit': True}, 'C1': {'parents': ['C0'], 'id': 'C1'}, 'C8': {'parents': ['C1'], 'id': 'C8'}, 'C5': {'parents': ['C1'], 'id': 'C5'}, 'C3': {'parents': ['C1'], 'id': 'C3'}, 'C2': {'parents': ['C1'], 'id': 'C2'}, 'C6': {'parents': ['C5'], 'id': 'C6'}, 'C4': {'parents': ['C3'], 'id': 'C4'}, 'C9': {'parents': ['C2', 'C8'], 'id': 'C9'}, 'C7': {'parents': ['C6'], 'id': 'C7'}, 'C10': {'parents': ['C4', 'C9'], 'id': 'C10'}, 'C11': {'parents': ['C10', 'C7'], 'id': 'C11'}}, 'HEAD': {'target': 'main', 'id': 'HEAD'}}}.
```

The current git tree **is**:

```
{'branches': {'main': {'target': 'C1', 'id': 'main', 'remoteTrackingBranchID': 'o/main'}, 'o/main': {'target': 'C8', 'id': 'o/main', 'remoteTrackingBranchID': None}, 'side1': {'target': 'C9', 'id': 'side1', 'remoteTrackingBranchID': None}, 'side2': {'target': 'C10', 'id': 'side2', 'remoteTrackingBranchID': None}, 'side3': {'target': 'C7', 'id': 'side3', 'remoteTrackingBranchID': None}}, 'commits': {'C0': {'parents': [], 'id': 'C0', 'rootCommit': True}, 'C1': {'parents': ['C0'], 'id': 'C1'}, 'C2': {'parents': ['C1'], 'id': 'C2'}, 'C3': {'parents': ['C1'], 'id': 'C3'}, 'C4': {'parents': ['C3'], 'id': 'C4'}, 'C5': {'parents': ['C1'], 'id': 'C5'}, 'C6': {'parents': ['C5'], 'id': 'C6'}, 'C7': {'parents': ['C6'], 'id': 'C7'}, 'C8': {'parents': ['C1'], 'id': 'C8'}, 'C9': {'parents': ['C2', 'C8'], 'id': 'C9'}, 'C10': {'parents': ['C4', 'C9'], 'id': 'C10'}}, 'tags': {}, 'HEAD': {'target': 'side2', 'id': 'HEAD'}, 'originTree': {'branches': {'main': {'target': 'C8', 'id': 'main', 'remoteTrackingBranchID': None}}, 'commits': {'C0': {'parents': [], 'id': 'C0', 'rootCommit': True}, 'C1': {'parents': ['C0'], 'id': 'C1'}, 'C8': {'parents': ['C1'], 'id': 'C8'}}, 'tags': {}, 'HEAD': {'target': 'main', 'id': 'HEAD'}}}.
```

[Hisroty Interaction Information]

```
The history interaction information is: ['git fetch origin', 'git checkout sidel', 'git merge o/main', 'git checkout side2', 'git merge sidel', 'git checkout side3', 'git merge side2'].
```

However, in your last two interactions in the env, your proposed git command doesn't change the state of the git tree. This means that your past two interactions does not contribute to the efficient completion of the git task. You need to reflect on the past two interactions and consider the following possible reasons:

1. You proposed wrong git command that failed to execute in the env.
2. Your proposed git command is too complex. This env is just a simple git sandbox, you don't need to use complex git commands.
3. You are obsessed with using some command like 'git log' to get more information, but it's not necessary in this env because the current state of the git tree has already provided all necessary information.
4. Other reasons.

No matter which case, you need to reflect on the recent interaction history and consider the following points:

1. Identify why the current result is unsatisfactory.
2. Evaluate the effectiveness of past actions and thoughts. Were there missed signals or incorrect assumptions?
3. Propose improvements for the next steps.
4. Consider the overall goal of completing the git task. How can future actions better align with this objective?

After your thinking, you should output your reflection like:

```
```reflection
Put your reflection here
```

## Robot Cooperation.

### E.1 Dataset Details

The Robot Cooperation dataset evaluates agents' planning, reasoning, action, and reflection capabilities in multi-robot collaboration tasks. The dataset includes **100 tasks**, designed to benchmark performance in robot planning scenarios.

**Framework and Dataset Construction.** The dataset is built upon the RoCoBench environment framework [Mandi et al., 2023], which provides an environment simulator and reward mechanisms for multi-robot collaboration tasks. We extended the original task set by introducing sequential constraints and leveraging random seed variations to generate diverse task instances.

- **Task Extension:** Sequential constraints were added to existing tasks, making them more complex. Examples include:
  - *Sweep Floor Task:* Added order constraints. In the *Sweep RGB* task, robots must first sweep the Red Cube into the dustpan and dump it into the bin, followed by the Green Cube, and finally the Blue Cube.
  - *Arrange Cabinet Task:* Introduced sequential object retrieval. In the *CabinetCup* task, robots must first place the Cup on the Cup Coaster, followed by placing the Mug on the Mug Coaster.
  - *Sandwich Task:* Expanded with additional recipes requiring more planning steps.
- **Task Instances:** Random seed variations in the RoCoBench environment were used to create different initial states, generating 100 unique task instances. Each instance was manually verified to ensure it has a correct solution, ensuring robustness and reliability for model evaluation.

**Reward Mechanism Improvements.** To better evaluate model capabilities, we proposed new reward methods tailored to the characteristics of the extended tasks:

- Tasks were divided into smaller sub-tasks with rewards granted for completing each sub-task in sequence.
- For example, in the *Sweep RGB* task, rewards are distributed as  $\frac{1}{3}$  for successfully completing each step (e.g., sweeping the Red Cube, Green Cube, and Blue Cube in order). This approach incentivizes correct sequencing and provides granular feedback on agent performance.

- These new reward methods ensure even smaller models can effectively receive feedback, improving evaluation sensitivity.

**Model Differentiation Enhancements.** To further enhance the differentiation capability of the models, we adopt a method where multiple actions are proposed within a single interaction. This approach, combined with a constraint on the number of timesteps, improves the differentiation among models. By allowing the agent to plan and propose multiple actions at once, we can better assess the agent’s planning and reasoning abilities. The constraint on timesteps ensures that the agent must efficiently utilize its planning capabilities within a restricted timeframe, thereby providing a clearer distinction between the performance of different models.

## E.2 Experiment Details

Table 10: Experimental Results on Robot Cooperation(100 tasks)

LLM	Pt	Rt	At	Ft	Reward (%)	$\Delta$ Reward (%)
Llama3-8B-instruct (Default)	-	-	-	-	8.85	-
claude-3.5-sonnet	<b>0.1140</b>	<b>0.3879</b>	<b>0.3186</b>	<b>0.0172</b>	<b>92.63</b>	<b>+83.78</b>
gpt-4o-mini	0.0748	0.1888	0.1957	-0.0034	54.43	+45.58
glm-4-airx	-0.0235	0.1157	0.0078	-0.0124	17.60	+8.75
gpt-4-turbo-0409	<u>0.1069</u>	<u>0.3292</u>	<u>0.3162</u>	0.0011	<u>84.18</u>	<u>+75.33</u>
qwen2.5-32b-ins	<u>0.0895</u>	<u>0.2683</u>	<u>0.2768</u>	0.0029	<u>72.59</u>	<u>+63.74</u>
Mistral-7B-Instruct	-0.0142	-0.0001	-0.0211	-0.0014	5.17	-3.68
Llama-3-70B-Instruct	0.0426	0.1524	0.1750	-0.0078	45.06	+36.21
doubao-pro-4k	0.0208	-0.004	0.2043	-0.0122	29.75	+20.90
Mistral-8X7B-instruct	-0.0049	0.0329	0.0521	<u>0.0040</u>	17.27	+8.42
best	/	/	/	/	92.63	+83.78

Table 10 summarizes the experimental results for the Robot Cooperation task, including Shapley values for the four modules (Planning (Pt), Reasoning (Rt), Action (At), and Reflection (Ft)), as well as Rewards (Reward (%)) and their improvement ( $\Delta$  Reward (%)) relative to the baseline (Llama3-8B-instruct).

The baseline model achieves a reward of 8.85%. Claude-3.5-sonnet and gpt-4-turbo-0409 achieve the highest rewards, 92.63% and 84.18%, improving by +83.78% and +75.33%, respectively. The reward range, from 5.17% (Mistral-7B-Instruct) to 92.63%, highlights the dataset’s strong ability to differentiate models.

The dataset emphasizes Reasoning and Action capabilities, as reflected by high Rt and At Shapley values for top-performing models (claude-3.5-sonnet, gpt-4-turbo-0409, and qwen2.5-32b-instruct). Its structured design rewards precise reasoning and efficient execution.

## E.3 Prompt Example

### E.3.1 Planning Module

Alice **is** a robot holding a dustpan, Bob **is** a robot holding a broom, together they must firstly sweep up the blue cube **and** dump it into the trash **bin**, secondly sweep up the green cube **and** dump into the trash **bin**, thirdly sweep up the red cube **and** dump into the trash **bin**, the order can **not** be disrupted.  
 To sweep up a cube, Alice must place the dustpan to one side, **while** Bob must sweep the cube **from** the other side into the dustpan.  
 At each **round**, given 'Scene description' and 'Environment feedback', use it to reason about the task, **and** improve **any** previous plans. Each robot does **\*\*exactly\*\*** one action per **round**.

[Action Options]

- 1) MOVE <target>, <target> can only be a cube.
- 2) SWEEP <target>, this moves the broom so it pushes the <target> into dustpan, only Bob can SWEEP, Alice must WAIT **in** front of the same <target> cube when Bob SWEEP.
- 3) WAIT, stays at the current spot.

4) DUMP, only when there are one or more cubes in the dustpan, Alice can DUMP it into trash\_bin.  
 Only SWEEP a cube after both robots MOVEed to the cube.

[Scene description]  
 red\_cube is at (0.8, 0.4, 0.2), on the table;  
 green\_cube is at (0.6, 0.6, 0.2), on the table;  
 blue\_cube is at (1.1, 0.4, 0.2), on the table;  
 Alice's gripper is at (0.3, -0.1, 0.5), holding dustpan, in front of red\_cube with distance: 0.62, in front of green\_cube with distance: 0.59, in front of blue\_cube with distance: 0.89  
 Bob's gripper is at (1.2, 0.8, 0.8), holding broom, in front of red\_cube with distance: 0.59, in front of green\_cube with distance: 0.63, in front of blue\_cube with distance: 0.47

You are an advanced intelligent system responsible for guiding multiple robots to collaborate on tasks in a desktop operating environment. Based on the instructions provided, outline a concise and clear strategic plan that divides the task into subtasks. Your plan should be detailed and actionable, thus guiding the robots through the decision-making process and helping them to complete the entire task efficiently.

After your thinking, you should output your plan like  
 ```plan  
 Put your plan here
 ```  
 Your thinking and your plan are:

### E.3.2 Reasoning Module Prompt

Alice is a robot holding a dustpan, Bob is a robot holding a broom, together they must firstly sweep up the blue cube and dump it into the trash bin, secondly sweep up the green cube and dump into the trash bin, thirdly sweep up the red cube and dump into the trash bin, the order can not be disrupted.

To sweep up a cube, Alice must place the dustpan to one side, while Bob must sweep the cube from the other side into the dustpan.

At each round, given 'Scene description' and 'Environment feedback', use it to reason about the task, and improve any previous plans. Each robot does **exactly** one action per round.

[Action Options]  
 1) MOVE <target>, <target> can only be a cube.  
 2) SWEEP <target>, this moves the broom so it pushes the <target> into dustpan, only Bob can SWEEP, Alice must WAIT in front of the same <target> cube when Bob SWEEP.  
 3) WAIT, stays at the current spot.  
 4) DUMP, only when there are one or more cubes in the dustpan, Alice can DUMP it into trash\_bin.  
 Only SWEEP a cube after both robots MOVEed to the cube.

[Scene description]  
 red\_cube is at (0.8, 0.4, 0.2), on the table;  
 green\_cube is at (0.6, 0.6, 0.2), on the table;  
 blue\_cube is at (1.1, 0.4, 0.2), on the table;  
 Alice's gripper is at (0.3, -0.1, 0.5), holding dustpan, in front of red\_cube with distance: 0.62, in front of green\_cube with distance: 0.59, in front of blue\_cube with distance: 0.89  
 Bob's gripper is at (1.2, 0.8, 0.8), holding broom, in front of red\_cube with distance: 0.59, in front of green\_cube with distance: 0.63, in front of blue\_cube with distance: 0.47

An abstract plan on how to complete the task is Round 1:  
 Alice: MOVE to blue\_cube

```

Bob: WAIT

Round 2:
Alice: WAIT
Bob: MOVE to blue_cube
Alice: SWEEP blue_cube
Bob: WAIT

Round 3:
Alice: WAIT
Bob: SWEEP blue_cube
Alice: DUMP
Bob: WAIT

Round 4:
Alice: MOVE to green_cube
Bob: WAIT

Round 5:
Alice: WAIT
Bob: MOVE to green_cube
Alice: SWEEP green_cube
Bob: WAIT

Round 6:
Alice: WAIT
Bob: SWEEP green_cube
Alice: DUMP
Bob: WAIT

Round 7:
Alice: MOVE to red_cube
Bob: WAIT

Round 8:
Alice: WAIT
Bob: MOVE to red_cube
Alice: SWEEP red_cube
Bob: WAIT

Round 9:
Alice: WAIT
Bob: SWEEP red_cube
Alice: DUMP

```

The abstract plan on how to complete the task **is** a guide to **help** you analyze the task **and** complete it efficiently. Based on the action history **and** the observation of the env, think about which subtask the robots are processing currently. To complete the task efficiently, you are encouraged to reason what actions to do **in** the current step **and** several future steps. You are supposed to imagine env state after each step to **help** you make decision on **next** step, thus forms a step-by-step reasoning form. (Specifically, how further you need to plan depends on your confidence, but you are encouraged to reason further). Remember **in** each step, each robot can only take one action!!!

After your reasoning about the task, you should summarize your reasoning **and** output the summary result like

```

```reasoning
Put your reasoning summary here
```
Your thinking and your reasoning are:

```

### E.3.3 Action Module Prompt



Alice **is** a robot holding a dustpan, Bob **is** a robot holding a broom, together they must firstly sweep up the blue cube **and** dump it into the trash **bin**, secondly sweep up the green cube **and** dump into the trash **bin**, thirdly sweep up the red cube **and** dump into the trash **bin**, the order can **not** be disrupted.

To sweep up a cube, Alice must place the dustpan to one side, **while** Bob must sweep the cube **from** the other side into the dustpan.

At each **round**, given 'Scene description' and 'Environment feedback', use it to reason about the task, **and** improve **any** previous plans. Each robot does **\*\*exactly\*\*** one action per **round**.

[Action Options]

- 1) MOVE <target>, <target> can only be a cube.
  - 2) SWEEP <target>, this moves the broom so it pushes the <target> into dustpan, only Bob can SWEEP, Alice must WAIT **in** front of the same <target> cube when Bob SWEEP.
  - 3) WAIT, stays at the current spot.
  - 4) DUMP, only when there are one **or** more cubes **in** the dustpan, Alice can DUMP it into trash\_bin.
- Only SWEEP a cube after both robots MOVEed to the cube.

[Action Output Instruction]

Must first output 'EXECUTE\n', then give exactly one action per robot, put each on a new line.

Example#1: 'EXECUTE\nNAME: Alice ACTION: MOVE red\_cube\nNAME: Bob ACTION: MOVE red\_cube\n'

Example#2: 'EXECUTE\nNAME: Alice ACTION: WAIT\nNAME: Bob ACTION: SWEEP red\_cube\n'

Example#3: 'EXECUTE\nNAME: Alice ACTION: DUMP\nNAME: Bob ACTION: MOVE green\_cube\n'

If actions **for** multiple steps are to generate, repeat the above process **and** follow the **format** strictly.

Example#4: 'EXECUTE\nNAME: Alice ACTION: MOVE blue\_cube\nNAME: Bob ACTION: WAIT\nEXECUTE\nNAME: Alice ACTION: WAIT\nNAME: Bob ACTION: SWEEP blue\_cube\n'

[Scene description]

red\_cube **is** at (0.8, 0.4, 0.2), on the table;

green\_cube **is** at (0.6, 0.6, 0.2), on the table;

blue\_cube **is** at (1.1, 0.4, 0.2), on the table;

Alice's gripper **is** at (0.3, -0.1, 0.5), holding dustpan, **in** front of red\_cube with distance: 0.62, **in** front of green\_cube with distance: 0.59, **in** front of blue\_cube with distance: 0.89

Bob's gripper **is** at (1.2, 0.8, 0.8), holding broom, **in** front of red\_cube with distance : 0.59, **in** front of green\_cube with distance: 0.63, **in** front of blue\_cube with distance: 0.47

Your current reasoning **is** reasoning

Alice **and** Bob are currently processing the first subtask, which **is** to sweep up the blue cube **and** dump it into the trash **bin**. In the current state, Alice **is in** front of the blue cube, **and** Bob **is in** front of the red cube. Alice should MOVE to the blue cube, **and** Bob should WAIT.

You need to propose a specific plan of one **or** more steps of actions **for** each robot faithfully based on reasoning thought. Write **and** output the plan strictly **in** the **format** of [Action Output Instruction].

Remember that **in** each step, each robot can only perform one action, **if** the reasoning thought **is** about several steps, you should create a new step action plan following the action output instruction **for** each step.

Your action **is**:

### E.3.4 Reflection Module Prompt

Alice **is** a robot holding a dustpan, Bob **is** a robot holding a broom, together they must sweep up **all** the cubes on the table.

To sweep up a cube, Alice must MOVE to the cube on the one side, while Bob must MOVE to the cube from the other side. After that, Bob Sweep the cube into the dustpan. After all, Alice should DUMP everything in the dustpan. At each round, given 'Scene description' and 'Environment feedback', use it to reason about the task, and improve any previous plans. Each robot does **exactly** one action per round.

[Action Options]

- 1) MOVE <target>, <target> can only be a cube.
- 2) SWEEP <target>, this moves the groom so it pushes the <target> into dustpan, only Bob can SWEEP, Alice must WAIT in front of the same <target> cube when Bob SWEEP. Remember MOVE is the necessary step before SWEEP.
- 3) WAIT, stays at the current spot.
- 4) DUMP, only when there are one or more cubes in the dustpan, Alice can DUMP it into trash\_bin.

Only SWEEP a cube after both robots MOVEed to the cube.

[Action Output Instruction]

Must first output 'EXECUTE', then give exactly one action per robot, put each on a new line.

Example#1: 'EXECUTE

NAME: Alice ACTION: MOVE red\_cube

NAME: Bob ACTION: MOVE red\_cube

'

Example#2: 'EXECUTE

NAME: Alice ACTION: WAIT

NAME: Bob ACTION: SWEEP red\_cube

'

Example#3: 'EXECUTE

NAME: Alice ACTION: DUMP

NAME: Bob ACTION: MOVE green\_cube

'

If actions for multiple steps are to generate, repeat the above process and follow the format strictly.

Example#4: 'EXECUTE

NAME: Alice ACTION: MOVE blue\_cube

NAME: Bob ACTION: WAIT

EXECUTE

NAME: Alice ACTION: WAIT

NAME: Bob ACTION: SWEEP blue\_cube

'

[History]

== Round#0 ==

[Executed Action]

Alice: MOVE green\_cube

Bob: MOVE blue\_cube

== Round#1 ==

[Executed Action]

Alice: WAIT

Bob: MOVE red\_cube

== Round#2 ==

[Executed Action]

Alice: MOVE red\_cube

Bob: MOVE red\_cube

== Round#3 ==

[Executed Action]

Alice: WAIT

Bob: MOVE red\_cube

== Round#4 ==

```

[Executed Action]
Bob: MOVE red_cube
Alice: MOVE red_cube

== Round#5 ==
[Executed Action]
Alice: WAIT
Bob: SWEEP red_cub

== Round#6 ==
[Executed Action]
Alice: MOVE green_cube
Bob: MOVE green_cube

== Round#7 ==
[Executed Action]
Alice: WAIT
Bob: WAIT

== Round#8 ==
[Executed Action]
Alice: SWEEP green_cube
Bob: WAIT

== Round#9 ==
[Executed Action]
Bob: MOVE blue_cube
Alice: MOVE blue_cube

== Round#10 ==
[Executed Action]
Alice: WAIT
Bob: WAIT
== Current Round ==

[Scene description]
red_cube is at (0.3, 0.4, 0.4), inside dustpan;
green_cube is at (0.8, 0.5, 0.2), on the table;
blue_cube is at (0.3, 0.5, 0.2), on the table;
Alice's gripper is at (0.4, 0.3, 0.4), holding dustpan, in front of green_cube with
distance: 0.53, in front of blue_cube with distance: 0.31
Bob's gripper is at (0.3, 0.8, 0.6), holding broom, in front of green_cube with
distance: 0.58, in front of blue_cube with distance: 0.33

Based on the current state, in order to complete task, someone proposed EXECUTE
NAME: Alice ACTION: SWEEP blue_cube
NAME: Bob ACTION: WAIT as action for the next step.
However, this action failed to employ in the env. Usually, the failure may be due to
one of the following reasons.
1.Response does not contain some keyword. The keywords in this env includes ['NAME:',
'ACTION:'].
2.Response missing plan for some robot. The robot in this env includes dict_values(['
Alice', 'Bob']).
3.Reponse must contain exactly one ACTION for each robot, and must contain all
keywords. The keywords in this env includes ['NAME:', 'ACTION:'].
4.Bad action for some robot, this robot at current state can only MOVE or WAIT. The
robot in this env includes dict_values(['Alice', 'Bob']).
5.Planned PATH must have exact same number of steps of all agents.
You should think about which reason is most possible for the failure of the past
action, you should clearly output the reason to help yourself to genetate better
reasoning and action in future.
After your thinking, you should output your reflection like
```reflection
Put your reflection here
```

```

Your thinking and reflection are: