



# AIN: The Arabic INclusive Large Multimodal Model

Ahmed Heakl<sup>1\*</sup> Sara Ghaboura<sup>1\*</sup> Omkar Thawakar<sup>1</sup>  
Fahad Shahbaz Khan<sup>1,2</sup> Hisham Cholakkal<sup>1</sup> Rao Muhammad Anwer<sup>1,3</sup> Salman Khan<sup>1,4</sup>

<sup>1</sup>Mohamed bin Zayed University of AI, <sup>2</sup>Linköping University, <sup>3</sup>Aalto University,  
<sup>4</sup>Australian National University

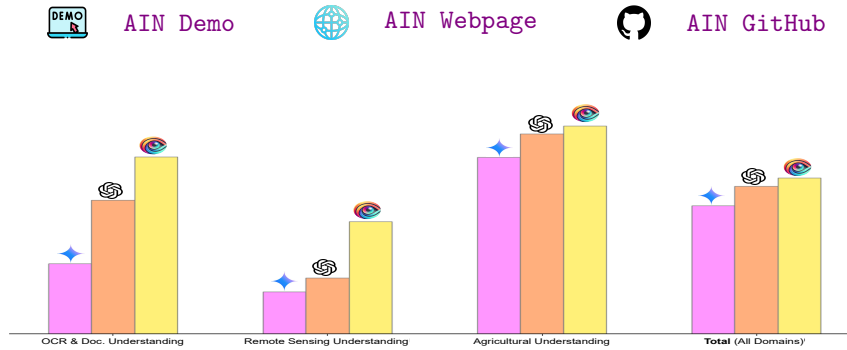


Figure 1: Cross-domain performance analysis on the Camel-Bench Benchmark. Our AIN-7B achieves promising performance compared to significantly bigger models (GPT-4o and Gemini-1.5-Pro) in both domain-specific and aggregate settings. Despite its smaller size, our AIN-7B achieves competitive performance across all 38 sub-domains with significantly superior capabilities on OCR & document understanding.

## Abstract

Amid the swift progress of large language models (LLMs) and their evolution into large multimodal models (LMMs), significant strides have been made in high-resource languages such as English and Chinese. While Arabic LLMs have seen notable progress, Arabic LMMs remain largely unexplored, often narrowly focusing on a few specific aspects of the language and visual understanding. To bridge this gap, we introduce *AIN*—the *Arabic Inclusive Multimodal Model*—designed to excel across diverse domains. AIN is an English-Arabic bilingual LMM designed to excel in English and Arabic, leveraging carefully constructed 3.6 million high-quality Arabic-English multimodal data samples. AIN demonstrates state-of-the-art Arabic performance, while also possessing strong English-language visual capabilities. On the recent CAMEL-Bench benchmark comprising 38 sub-domains including, multi-image understanding, complex visual perception, handwritten document understanding, video understanding, medical imaging, plant diseases, and remote sensing-based land use understanding, our AIN demonstrates strong performance with the 7B model outperforming GPT-4o by an absolute gain of 3.4% averaged over eight domains and 38 sub-domains. AIN’s superior capabilities position it as a significant step toward empowering Arabic speakers with advanced multimodal generative AI tools across diverse applications.




Figure 2: AIN: A versatile LMM excelling in visual and contextual understanding across diverse domains, including VQA on complex topics, OCR for various fonts and handwriting, cultural insights (traditions, food, places), agricultural tasks (crop identification, fruit classification, disease detection), remote sensing (multi-scale objects), medical imaging (various modalities), and video analysis (animation, human activities).

## 1 AIN Capabilities

The AIN model is an advanced Arabic Large Multimodal Model (See Figure 2) with strong English proficiency, built on 7 billion parameters derived from the Qwen-2-VL-7B architecture [2]. Its performance highlights significant progress in multimodal understanding, excelling in complex reasoning, cross-lingual tasks, and detailed image-text alignment across diverse benchmarks.

### 1.1 Quantitative Results

We present the quantitative performance of the model across benchmarks and domains. Figure 3 showcases a comprehensive performance analysis of AIN-7B across CAMEL-Bench [1] domains, comparing it with a variety of models including, GPT-4o [3], GPT-4o-mini [4], Gemini-1.5-Pro [5], Qwen2-VL-7B [2], LLaVA-NeXT-7B [6], and Pangea-7B [7]. The plot demonstrates the superior performance of AIN-7B in most domains. Table 1 shows that our AIN-7B achieves the best overall performance across all domains, compared to existing models.

We conduct a comprehensive evaluation of the bilingual capabilities of AIN in Arabic and English using well-established benchmarks. To further assess AIN’s proficiency in Arabic beyond CAMEL-Bench, we evaluate its performance across all topics of ArabicMMLU [13]. As shown in Table 2, AIN outperforms in 14 out of 19 evaluated categories, achieving a significant 3% overall improvement compared to Qwen2-VL-7B [2]. Similarly, as presented in Table 3, AIN demonstrates strong English language capabilities on ten benchmarks that cover general VQA, mathematics, science, and visual chart interpretation.

### 1.2 Qualitative Results

The qualitative assessment of AIN’s contextual response generation reveals its proficiency across diverse domains, as illustrated in Figure 4. The model excels in general VQA tasks, demonstrating advanced capabilities in OCR and document analysis, including both machine-printed text and handwriting interpretation. Additionally, it achieves prominent performance in medical image interpretation, scientific visualization comprehension, and remote sensing analysis. The model’s capabilities extend to intricate data visualization interpretation, where it demonstrates skilled extrapolative understanding from charts and diagrams. Notably, AIN exhibits strong cultural-specific understanding through object recognition across diverse contexts, such as places, food items, and

\*Equal Contribution



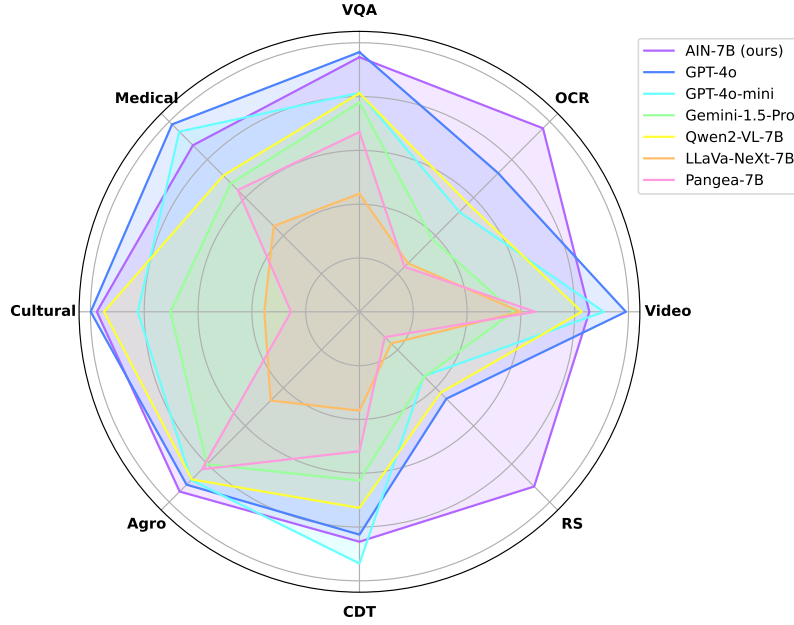


Figure 3: AIN compared to existing LMMs across CAMEL-Bench benchmark [1] domains: **OCR**: “OCR & Document Understanding”, **Video**: “General Video & Multi-Image Understanding”, **RS**: “Remote Sensing Understanding”, **CDT**: “Chart, Diagram & Table Understanding”, **Agro**: “Agricultural Image Understanding”, **Cultural**: “Cultural-Specific Understanding”, **Medical**: “Medical Image Understanding”.

Table 1: Performance comparison of AIN and different closed- and open-source LMMs across CAMEL-Bench domains [1]. **Best** performance is highlighted in green; **second-best** performance is underlined.

**OCR\***: “OCR & Document Understanding”, **Video\***: “General Video & Multi-Image Understanding”, **RS\***: “Remote Sensing Understanding”, **CDT\***: “Chart, Diagram & Table Understanding”, **Agro\***: “Agricultural Image Understanding”, **Cult.\***: “Cultural-Specific Understanding”, **Med.\***: “Medical Image Understanding”.

Models	VQA	OCR	Video	RS	CDT	Agro.	Cult.	Med.	Total
GPT-4o [3]	<u>55.15</u>	<u>54.98</u>	69.65	27.36	<u>62.35</u>	<u>80.75</u>	80.86	49.91	<u>60.13</u>
GPT-4o-mini [4]	48.83	39.38	<u>66.28</u>	16.93	56.37	78.80	65.92	<u>47.37</u>	52.49
Gemini-1.5-Pro [8]	46.68	28.68	42.95	17.07	47.06	72.14	56.24	33.78	52.38
Gemini-1.5-flash [8]	45.59	27.58	53.31	14.95	48.26	76.07	46.54	42.87	44.40
InternVL-8B [9]	30.41	15.91	51.42	5.36	30.27	44.47	20.88	29.48	28.52
InternVL2.5-1B [10]	27.22	19.45	38.20	3.39	30.75	39.53	35.68	21.27	26.94
Qwen-VL-2B [2]	41.02	22.93	38.90	12.56	27.83	52.02	34.28	29.12	32.33
Qwen2-VL-7B [2]	48.76	42.73	61.97	21.30	54.67	79.32	75.96	35.81	52.56
LLaVa-NeXt-7B [6]	26.33	19.12	44.90	8.33	27.56	42.00	28.30	22.54	27.39
LLaVa-OneVision [11]	42.90	31.35	29.41	10.72	40.86	75.03	66.02	27.29	40.45
Pangea-7B [7]	40.09	17.75	49.01	6.67	38.87	74.51	20.34	31.99	34.90
Maya-8B [12]	39.07	26.70	47.23	<u>27.53</u>	34.25	70.61	57.42	31.57	41.80
<b>AIN-7B (ours)</b>	56.78	72.35	64.09	45.92	64.10	85.05	<u>78.09</u>	43.77	63.77

Table 2: ArabicMMLU all categories’ performance comparison across various models. **Best** performance is highlighted in green.

**Comp. Sci.\*** : Computer Science, **Gen. Knldge\*** : General Knowledge, **Islamic Std.\*** : Islamic Studies, **Managmt**: Management, **Nat. Sci.\*** : Natural Science, **Political Sci.\*** : Political Science, **Social Sci.\*** : Social Science.

Model	Accounting	Arabic Lang.	Biology	Civics	Comp. Sci.*
Qwen2-VL-7B [2]	52.7	51.34	44	48.92	65.87
<b>AIN-7B (ours)</b>	59.46	55.41	43.72	47.37	69

Model	Driving Test	Economics	Gen. Knldge*	Geography	History
Qwen2-VL-7B [2]	67.88	59.59	55.18	49.67	43.1
<b>AIN-7B (ours)</b>	69.69	59.25	57.01	55.16	45.16

Model	Islamic Std.*	Law	Managmt*	Math	Nat. Sci.*
Qwen2-VL-7B [2]	55.93	58.92	68	64.79	71.45
<b>AIN-7B (ours)</b>	58.64	71.66	64	66.99	78.37

Model	Philosophy	Physics	Political Sci.*	Social Sci.*	Total
Qwen2-VL-7B [2]	53.85	39.61	54.29	65.75	56.36
<b>AIN-7B (ours)</b>	56.41	45.1	60	65.43	59.36

Table 3: Comprehensive performance comparison of AIN-7B against Qwen2-VL-7B across **10 English benchmarks**, with relative performance gain (↑) indicated. **Best** performance is highlighted in green. Our AIN-7B achieves promising performance on English language across these diverse benchmarks.

Benchmarks: MMBench [14], MME [15], MMMU [16], POPE[17], SEED[18], MathVista [19], ScienceQA [20], ChartQA [21], AI2D [22], MMT-Bench [23].

Model	MMBench	MME	MMMU	POPE	SEED
Qwen2-VL-7B [2]	81.78	1,675.90	52	86.13	76.42
<b>AIN-7B (ours)</b>	93.76	1,689.02	54.2	87.59	78.35
<b>Improved by</b> ↑	↑ 11.98	↑ 13.12	↑ 2.2	↑ 1.46	↑ 1.93

Model	MathVista	ScienceQA	ChartQA	AI2D	MMT-Bench
Qwen2-VL-7B [2]	61.19	85.87	83.16	82.77	63.29
<b>AIN-7B (ours)</b>	63.9	91.82	85.12	83.29	63.64
<b>Improved by</b> ↑	↑ 2.71	↑ 5.95	↑ 1.96	↑ 0.52	↑ 0.35

celebratory scenes. Throughout all tasks, AIN consistently produces accurate, contextually relevant, and comprehensive responses, underscoring its versatility in handling complex visual-linguistic tasks.

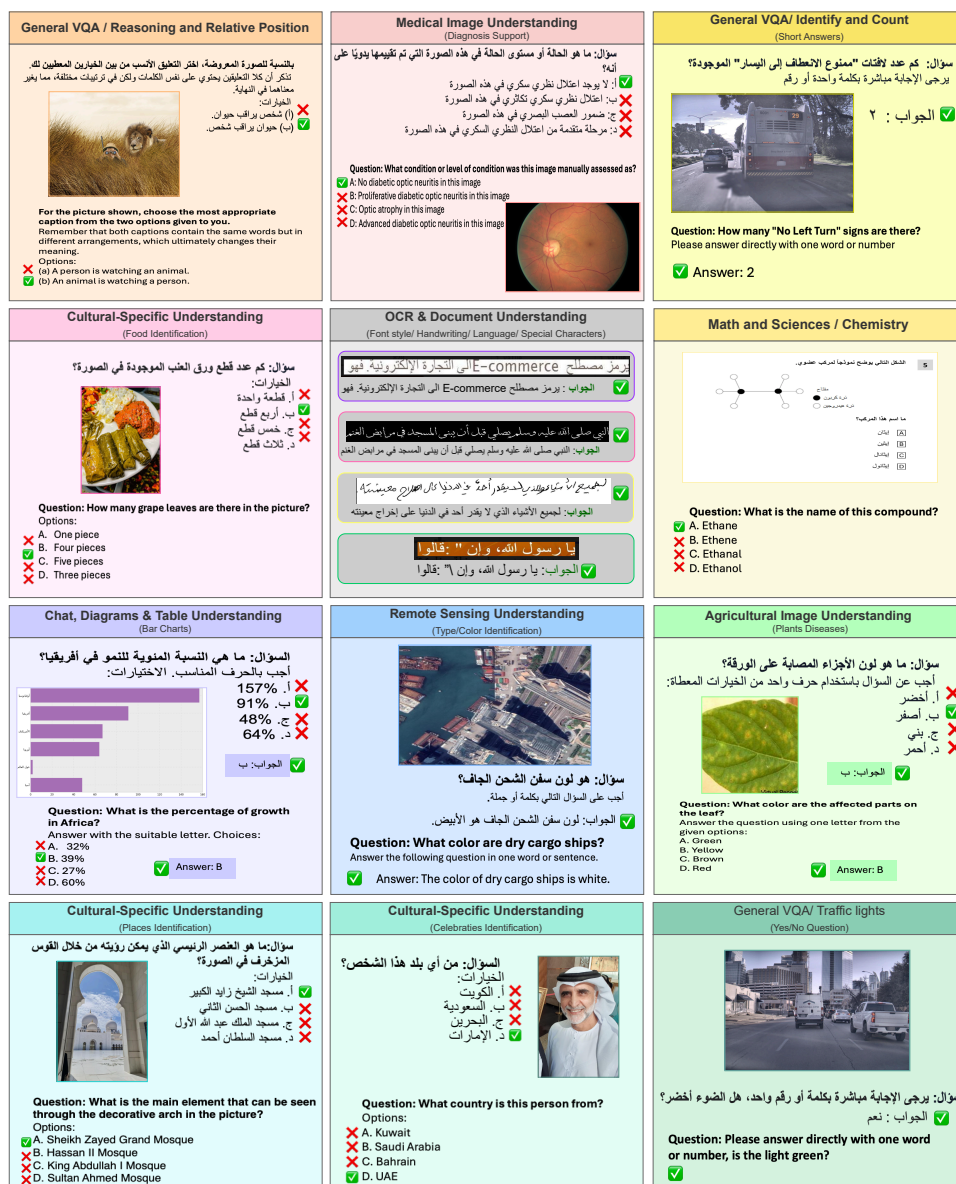


Figure 4: Qualitative results demonstrating AIN’s comprehensive capabilities across diverse domains. The results show its proficiency in handling both multiple-choice and open-ended questions. Our proposed AIN exhibits robust performance in addressing queries related to visual attributes (shape, color, quantity), while maintaining appropriate response formats (single character, word, or complete sentence) according to task requirements.

For qualitative comparison, Figure 5 highlights AIN’s performance relative to open-source and closed-source LMMs (GPT-4o [3] and LLaVA [11], respectively) across various domains. Unlike its counterparts, which frequently provided incorrect, incomplete answers or failed to adhere to the required format, AIN consistently delivers accurate and contextually appropriate responses. The model demonstrates proficiency in handling diverse query formats, effectively addressing both multiple-choice and open-ended questions with precision and reliability.

Domain	Medical Image Understanding	OCR & Document Understanding	General VQA
Question	<p>السؤال: الجزء المتضخم من الحاجز الشفاني يمثل</p> <p>أجب بحرف الخيار من الخيارات المعطاة مباشرة:</p> <p>أ. الثوي الحاجزية</p> <p>ب. كلاهما</p> <p>ج. لا شيء منهما</p> <p>د. القيوي</p>  <p>Question: The enlarged part of the septum pellucidum represents</p> <p>Answer with the letter of the option given directly:</p> <p>A. The septal nodule</p> <p>B. Both</p> <p>C. None of them</p> <p>D. The fornix</p>	<p>السؤال: ما هي الجملة المكتوبة في الصورة؟</p> <p>Question: What is the sentence written in the picture?</p> 	<p>السؤال: بجانب أي قطعة أثاث يقف الرجل العجوز؟</p> <p>أجب عن السؤال باستخدام كلمة أو عبارة واحدة.</p>  <p>Question: Next to what piece of furniture is the old man standing?</p> <p>Answer the question using one word or phrase.</p>
Ground Truth	"أ" / "i"	"عليه وسلم رجل ثم خرج بعد ما صلى فمر على قدم من الأنصار في صلاة العصر نحو بيت المقدس"	"كرسي"
GPT-4o	"C" / "ج" ❌	"عليه وسلم رجل ثم خرج بعد ما صلى فمر على قدم من الأنصار في صلاة العصر نحو بيت المقدس" ❌	"طاولة" ❌
LLaVA	"1.1.1.1.1.1.1...." ❌	"الجملة المكتوبة هي" ❌	"يقف الرجل العجوز بجانب الخزانة" ❌
Ours	"أ" / "i" ✅	"عليه وسلم رجل ثم خرج بعد ما صلى فمر على قدم من الأنصار في صلاة العصر نحو بيت المقدس" ✅	"كرسي" ✅

Domain	Agricultural Image Understanding	Cultural Specific Understanding	Remote Sensing Understanding
Question	<p>سؤال: ما هو اللون الأساسي للثمرة في الصورة؟</p> <p>أجب عن السؤال باستخدام حرف واحد من الخيارات المعطاة:</p> <p>أ. أخضر</p> <p>ب. أصفر</p> <p>ج. برتقالي</p> <p>د. أحمر</p>  <p>Question: What is the primary color of the fruit in the picture?</p> <p>Answer the question using one letter from the given options: A. Green</p> <p>B. Yellow</p> <p>C. Orange</p> <p>D. Red</p>	<p>سؤال: أي نوع من العمارة تمثل هذه الأعمدة الحجرية القديمة؟</p> <p>أجب عن السؤال باستخدام حرف واحد من الخيارات المعطاة:</p> <p>أ. رومانية</p> <p>ب. إسلامية</p> <p>ج. يونانية</p>  <p>Question: What type of architecture do these ancient stone columns represent?</p> <p>Answer the question using one letter from the given options:</p> <p>A. Roman</p> <p>B. Islamic</p> <p>C. Greek</p>	<p>السؤال: هل يوجد سيارة بيضاء في الصورة؟</p> <p>أجب على السؤال التالي بكلمة أو جملة.</p>  <p>Question: Is there a white car in the picture?</p> <p>Answer the following question with a word or sentence.</p>
Ground Truth	"C" / "ج"	"A" / "i"	"السيارة البيضاء موجودة في الصورة." "The white car is in the picture."
GPT-4o	"D" / "د" ❌	"C" / "ج" ❌	"لا يوجد سيارة بيضاء واضحة في الصورة." "No white car visible in the picture." ❌
LLaVA	"[A.]. " / "[i.]. " ❌	"[1]" ❌	No Answer / لا جواب ❌
Ours	"C" / "ج" ✅	"A" / "i" ✅	"السيارة البيضاء موجودة في الصورة." "The white car is in the picture." ✅

Figure 5: Comparison of AIN with GPT-4o [3] and LLaVA [11] across diverse tasks. The evaluation demonstrates AIN’s proficiency in handling both multiple-choice and open-ended questions while maintaining appropriate response formats.

### 1.3 Human Feedback

To further evaluate our AIN model, we conduct a qualitative assessment through human feedback, comparing it against closed- and open-source LMMs in a blind setup, where model identities are not revealed to participants. The survey, as shown in Figure 6, covers various real-world domains, including medical diagnosis, road signs, and other scenarios such as low-resolution settings. Targeted at Arabic native speakers, it consists of 10 questions evaluating a range of topics, each with corresponding ground-truth answers. Participants are tasked with selecting the response from the three models that they believe are closest to the ground-truth.

In the survey, “**Model 1**” represented AIN-7B (ours), “**Model 2**” corresponds to GPT-4o [3], and “**Model 3**” is LLaVA [11]. Delivered in MSA, the survey also includes an additional question to gather feedback on language clarity, MSA/ dialect preferences, and the survey itself.

**Survey Participation.** More than 200 participants from 17 Arab countries (Figure 7), selected from diverse sectors and educational background, completed the survey. The highest contributions came from Saudi Arabia (30%), followed by Egypt (25%), the UAE (13.3%), and Lebanon (13.3%).

**Model Preferences.** Figure 8 shows that participants predominantly favor Model 1 (AIN-7B (ours)), which received 76% of the votes. GPT-4o followed with 15%, and LLaVA garnered 9%, underscoring AIN’s significant preference among respondents.

## Evaluating Model Response Quality

Thank you for participating in this survey. Your feedback will help us analyze and improve our research report.

In this survey, you will evaluate answers to 10 questions provided by three different anonymous generative models. For each question, a correct answer is provided at the end for reference. Your task is to compare the responses from the three models (Model 1, Model 2, and Model 3) and select the one you believe is closest to the correct answer.

When evaluating the responses, please consider:

- Relevance
- Correctness
- Accuracy
- Structure
- Formality of the Arabic language (where applicable)

Your input will help us assess the performance of these models. The survey is anonymous, and the only information we ask is your nationality, which will be used solely for research purposes.

Thank you for your time and support!

شكراً لمشاركتكم في هذا الاستبيان. يهدف هذا الاستبيان إلى مساعدتنا في تحليل وتحسين التقرير البحثي الخاص بنا.

في هذا الاستبيان، ستقومون بتقييم إجابات 10 أسئلة قدمتها ثلاثة نماذج شخصية بتوليد الإجابات باستخدام الذكاء الاصطناعي. لكل سؤال، سيتم توفير إجابة صحيحة كمرجع في نهاية السؤال. مهمتكم هي مقارنة الإجابات الثلاثة (النموذج 1، النموذج 2، والنموذج 3) وتحديد الإجابة الأقرب للصحيحة.

نرجو مراعاة العوامل التالية عند التقييم:

- مدى الصلة بالسؤال
- الدقة والصحة
- الأسلوب والتنظيم
- بنية لغة العربية (إن وجدت)

مساعدتنا ملاحظاتكم في تقييم أداء هذه النماذج. الاستبيان لا يتطلب أي معلومات شخصية باستثناء الجنسية، والتي سنستخدم لأغراض البحث فقط.

نشكركم ونشكركم ومساعدتكم القيمة

**\* Indicates required question**

Where are you from? \*

Choose

**\* ما هو اللون الرئيسي لقمح الشعير المستخدم في الصورة؟ Q2**

أ. أخضر  
ب. صفراء  
ج. برتقالي  
د. بني

الجواب الصحيح: أ. أخضر



Model 1: أ.  
Model 2: ب.  
Model 3: ج.

**\* ما هو اللون الرئيسي لقمح الشعير المستخدم في الصورة؟ Q1**

أ. أخضر  
ب. صفراء  
ج. برتقالي  
د. بني

الجواب الصحيح: أ. أخضر



Model 1: أ.  
Model 2: ب.  
Model 3: ج.

**\* كم عدد الطائرات المعلقة في الصورة؟ Q3**

أ. 1  
ب. 2  
ج. 3  
د. 4

الجواب الصحيح: ب. 2



Model 1: أ.  
Model 2: ب.  
Model 3: ج.

**\* يرجى إجابة مباشرة بالصحة أو رقم واحد. هل الضوء الأخضر؟ Q4**

أ. نعم  
ب. لا  
ج. ربما  
د. لا أعرف

الجواب الصحيح: أ. نعم



Model 1: أ.  
Model 2: ب.  
Model 3: ج.

**\* كم عدد قطع ورق اللعب الموجودة في الصورة؟ Q7**

أ. 1  
ب. 2  
ج. 3  
د. 4

الجواب الصحيح: أ. 1



Model 1: أ.  
Model 2: ب.  
Model 3: ج.

**\* كم عدد لافتات "ممنوع" (المنع) التي تظهر في الصورة؟ Q5**

أ. 1  
ب. 2  
ج. 3  
د. 4

الجواب الصحيح: أ. 1



Model 1: أ.  
Model 2: ب.  
Model 3: ج.

**\* ما هو اللون المكتوب في الصورة؟ Q6**

أ. أخضر  
ب. صفراء  
ج. برتقالي  
د. بني

الجواب الصحيح: أ. أخضر



Model 1: أ.  
Model 2: ب.  
Model 3: ج.

**\* هل اللسان يدخل الزرع الأحمر للحيطة به في ريشته؟ Q9**

أ. نعم  
ب. لا  
ج. ربما  
د. لا أعرف

الجواب الصحيح: أ. نعم



Model 1: أ.  
Model 2: ب.  
Model 3: ج.

**\* ما هو العدد الذي يظهر في هذه الصورة التي تم توفيرها؟ Q8**

أ. 1  
ب. 2  
ج. 3  
د. 4

الجواب الصحيح: أ. 1



Model 1: أ.  
Model 2: ب.  
Model 3: ج.

**\* Did you encounter any difficulty in reading and answering the questions in Modern Standard Arabic (MSA), or would you find it easier if the questions were presented in your own Arabic dialect? (Options: 1- No, it was clear and easy to understand; I prefer MSA for reading and writing. 2- No, it was fine, but I prefer my own Arabic dialect. 3- Yes, it was challenging to use MSA, and I prefer my own Arabic dialect. 4- Yes, the difficulty was unrelated to dialect but to other linguistic factors.)**

هل واجهت أي صعوبة في قراءة الأسئلة والإجابة عليها باللغة العربية الفصحى، أم أنك تجد أنه سيكون من الأسهل عليك إذا قدمت الأسئلة بلهجتك العربية الخاصة (العامية)؟

لا. كانت واضحة وسهلة الفهم. أنا أفضل اللغة العربية الفصحى للقراءة والكتابة.

لا. كانت جيدة، لكنني أفضل لهجتي العربية الخاصة (العامية).

نعم، كان من الصعب استخدام اللغة العربية الفصحى، وأنا أفضل لهجتي العربية الخاصة (العامية).

نعم، كانت الصعوبة غير مرتبطة باللهجة بل بعوامل لغوية أخرى.

**\* ما هي النسبة المئوية للحدود في أفريقيا؟ Q10**

أ. 97%  
ب. 91%  
ج. 48%  
د. 64%

الجواب الصحيح: ب. 91%



Model 1: أ.  
Model 2: ب.  
Model 3: ج.

Figure 6: AIN human evaluation survey, illustrating assessment criteria and multi-domain questions designed to evaluate multi-task and complex reasoning capabilities. The survey includes evaluations on specific food items, road signs in low-resolution settings, celebrities, charts, remote sensing tasks, and other diverse topics to comprehensively assess performance across multiple domains and challenges.



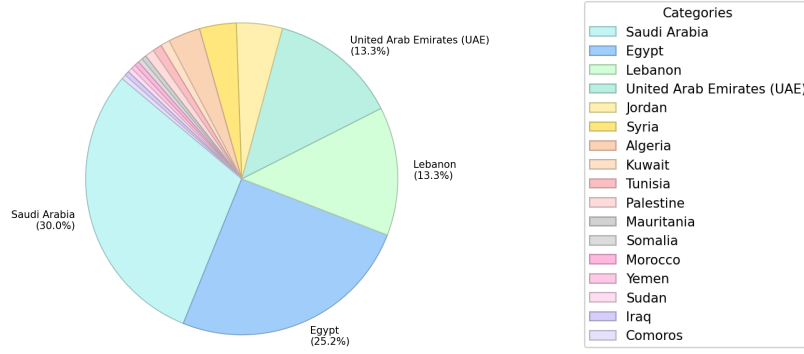


Figure 7: Nationality of AIN Survey Participants: Participants represent 17 Arab nations, with the highest contributions from Saudi Arabia (30%), followed by Egypt (25%), the UAE (13.3%), and Lebanon (13.3%).

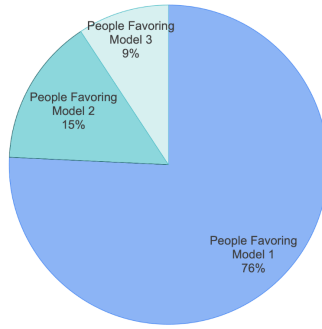


Figure 8: User Model Preferences. Participant preferences for the three models in the survey, with Model 1 (AIN (ours)) receiving 76% of the votes, GPT-4o 15%, and LLaVA 9%, demonstrating AIN’s strong performance.

**Survey Results and Analysis.** The survey results reveal that AIN outperforms human participants in several questions, demonstrating notable advantages in accuracy and adherence to the response formats. For instance, in Q1, although both Model 3 and human participants provided correct answers, they failed to comply with the required response format, a criterion that AIN successfully fulfilled. Similarly, in Q9, 24.9% of participants, and in Q6, 20.5%, were unable to respond appropriately, whereas AIN provides accurate responses. In Q2, AIN exhibits superior precision by correctly identifying the shape as a disc rather than a circle, outperforming 18.6% of human respondents. Furthermore, in Q3 and Q5, participants struggle to recognize small details in the images, highlighting AIN’s ability to detect subtle features. Notably, in Q10, AIN demonstrates its capacity to solve complex reasoning tasks by extracting value beyond the visible content of the image. This highlights its ability to handle abstract problem-solving, further showcasing its comparative advantage over other models. Detailed results and comparative analyses are illustrated in Figures 10, 11, and 12.

**Dialect Preferences.** Regarding language suitability, depicted in Figure 9, 74.3% of participants found MSA appropriate for the survey. An additional 11% were comfortable with MSA but expressed a preference for their local dialect. Only 4.3% strongly preferred their local dialect over MSA, while 10.5% reported challenges unrelated to language.

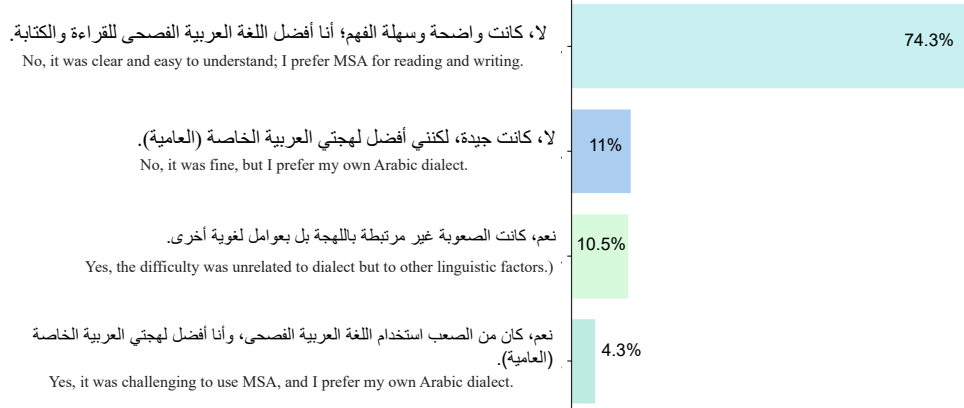


Figure 9: User Preferences for MSA and Local Dialects: The majority (74.3%) preferred MSA for reading and writing. An additional 11% are comfortable with MSA but favored their local dialects, while 4.3% found MSA challenging and preferred using their dialect. A further 10.5% reported difficulties unrelated to linguistic aspects.

## 2 Data Inspection and Selection

Our data collection comprises publicly available MSA Arabic and English datasets, with a portion specifically curated for model training. Notably, 35% of the Arabic data is authentic. To achieve scalability and address specific domain requirements, translation was utilized to complement the existing data.

### 2.1 Data Translation

In pursuit of optimal data translation, we select three models from the GPT-4v suite—specifically, GPT-4 [24], GPT-4o [3], and GPT-4o-mini [4]. A comprehensive experiment is conducted to evaluate the performance of these models across key criteria, including translation correctness, translation accuracy, and translation efficiency. For this evaluation, a variety of random samples of original English content are selected, and an English prompt was meticulously curated. To ensure accuracy and cultural adequacy, the corresponding Arabic prompts are crafted by a native Arabic speaker. Additionally, the same samples are manually translated by native Arabic speakers with high proficiency, serving as reference translations for benchmarking.

We evaluate the translation performance of GPT-4, GPT-4o, and GPT-4o-mini using both Arabic and English prompts under identical settings.

Translation accuracy is assessed by native speakers who rated the outputs against manually translated references on a scale from 0 (fail) to 1 (accurate). The results indicate that GPT-4o and GPT-4o-mini perform closely in speed and accuracy across both prompt types, with the Arabic prompt outperforming in both metrics. Notably, GPT-4o-mini achieves the highest accuracy with the Arabic prompt. Contributors generally found that GPT-4o-mini successfully translates all terms, including brand names such as “Boeing”, whereas GPT-4o frequently fails to provide complete or accurate translations for these sentences.

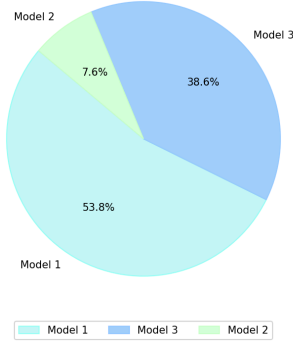
Based on these findings, GPT-4o-mini is selected for data translation. All reading and results are recorded in Table 4 and Table 5 for Arabic and English prompts, respectively.

### 2.2 Data Quality Verification and Filtering

High-performance models inherently require high-quality data [25]. Therefore, in addition to selecting appropriate data, we have implemented a multi-step data translation verification procedure alongside rigorous toxicity-free filtering (Figure 13).

**Data Semantic Translation Verification.** To identify the optimal model for translation verification, we design a set of sentences reflecting common linguistic challenges in Arabic, including punctuation alignment with English, direct and semantic translation accuracy, masculine/feminine tone differentiation, and handling of diacritics. This evaluation involves 21 sentence pairs, categorized as simple

Q1: The Distribution Users Feedabck

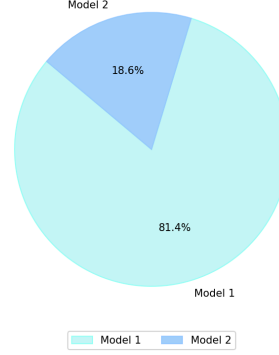


(a) Q1: ما هو لون الورقة المصابة بالبقعة البكتيرية؟

**Domain:** Agricultural Image Understanding / Plant diseases.

**Purpose:** Ability to detect diseased plant areas and identify their color.

Q2: The Distribution Users Feedabck

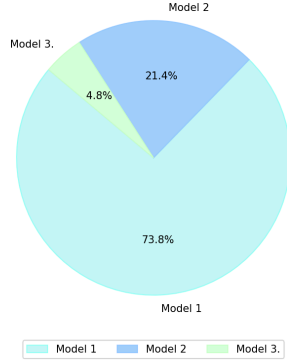


(b) Q2: ما هو شكل الطعام الموجود في الصورة؟

**Domain:** Cultural-Specific Image Understanding / Food.

**Purpose:** Ability to recognize food and precisely determine its shape.).

Q3: The Distribution Users Feedabck

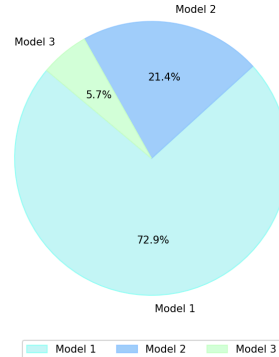


(c) Q3: كم عدد التقاطعات الموجودة في الصورة؟

**Domain:** Remote Sensing Image Understanding / Roads & Constructions.

**Purpose:** Ability to identify specific constructions among similar ones.

Q4: The Distribution Users Feedabck



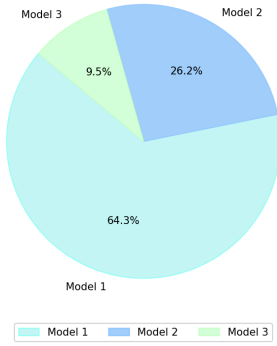
(d) Q4: يرجى الإجابة مباشرة بكلمة أو رقم واحد، هل الضوء أخضر؟

**Domain:** General VQA/ Binary Question.

**Purpose:** Ability to identify tiny details in ambiguous scenes and answer binary questions.

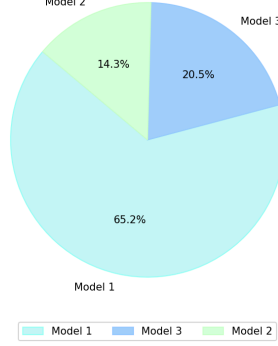
Figure 10: Survey Feedback - Part 1: Questions 1 to 4 explored diverse domains, including agriculture, cultural-specific topics (e.g., food), remote sensing, and general VQA. Tasks included agro-disease detection, food recognition, shape identification, specific construction detection, and recognizing tiny details in ambiguous scenes, using various question formats such as MCQ, binary, and open-ended short answers.

Q5: The Distribution Users Feedback



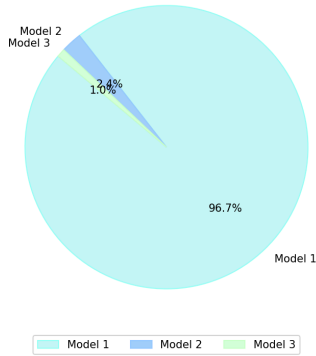
(a) Q5: كم عدد لافتات ممنوع الانعطاف إلى اليسار الموجودة؟  
**Domain:** General VQA / Traffic Signs.  
**Purpose:** Ability to spot traffic signs at a distance and in low resolution.

Q6: The Distribution Users Feedback



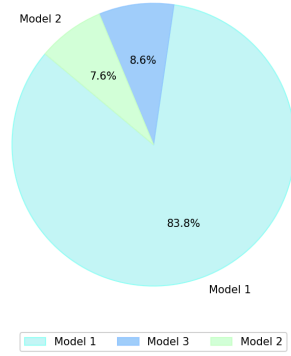
(b) Q6: ما هو النص المكتوب في الصورة؟  
**Domain:** OCR & Document Understanding.  
**Purpose:** Ability to discern Arabic characters and extract text from images.

Q7: The Distribution Users Feedback



(c) Q7: كم عدد قطع ورق الغب الموجودة في الصورة؟  
**Domain:** General VQA / Short Answer Question.  
**Purpose:** Ability to pinpoint the required item among several items + provide a short answer as required.

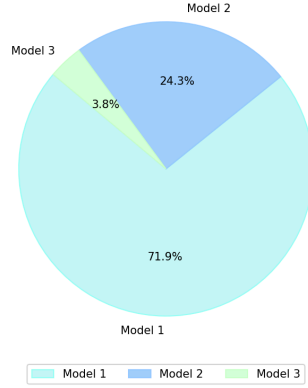
Q8: The Distribution Users Feedback



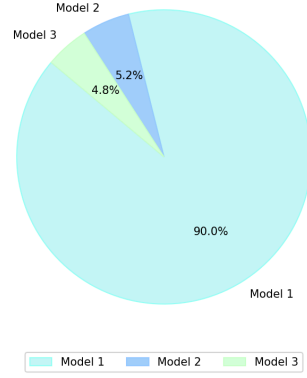
(d) Q8: ما هو الحالة أو مستوى الحالة في هذه الصورة؟  
**Domain:** Medical Image Understanding / Diseases Diagnoses.  
**Purpose:** Ability to diagnose organ health by reasoning its condition (normal or abnormal) for a specific disease.

Figure 11: Survey Feedback - Part 2: Questions 5 to 8 focus on domains such as traffic sign recognition, OCR and document understanding, general VQA, and medical imaging. Tasks include identifying traffic signs, extracting correct text from images, pinpointing specific items among several options, and diagnosing organ conditions, using various formats such as MCQ and short answers.

Q9: The Distribution Users Feedabck



Q10: The Distribution Users Feedabck



(a) Q9: هل الفنان بداخل المربع الأحمر المحيط يدعى ريتشارد رومانوس؟

**Domain:** General VQA / Grounding and Celebrities.

**Purpose:** Ability to determine a person's identity in a specific location.

(b) Q10: ما هي النسبة المئوية للنمو في أفريقيا؟

**Domain:** Chart, Diagram & Table Understanding / Bar Charts.

**Purpose:** Ability to extract values from charts, even when not explicitly shown.

Figure 12: Survey Feedback - Part 3: Questions 9 and 10 focus on domains such as celebrities, grounding, and charts and diagrams. Tasks include identifying a celebrity in a specific location within the image based on the question, and extrapolating values from charts where the information is not explicitly written, using formats such as MCQ and short answers.

Table 4: Comparison of translation performance for Arabic prompts across three GPT-4v models, evaluated on a variety of samples. Avg time/iteration\*: average time per sample.

Arabic Prompt			
Model	Time	Avg time/ iteration *	Accuracy
GPT-4o [3]	1 min, 43 sec	04.16 sec	90%
GPT-4 [24]	6 min, 39 sec	15.99 sec	85%
GPT-4o-mini [4]	1 min, 28 sec	03.52 sec	92%

Table 5: Comparison of translation performance for English prompts across three GPT-4v models, evaluated on variety of samples. Avg time/iteration\*: average time per sample.

English Prompt			
Model	Time	Avg time/ iteration *	Accuracy
GPT-4o [3]	2 min, 01 sec	04.87 sec	88%
GPT-4 [24]	8min, 21 sec	20.08 sec	50%
GPT-4o-mini [4]	1 min, 52 sec	4.48 sec	87%



sentences (Table 6), complex sentences with tone ambiguity (Table 7), and affirmative clauses with question (Table 8).

The sentence pairs are processed using five multilingual models—M-BERT [26], Paraphrase-XLM-R [27], all-mpnet-base-v2 [28], LaBSE [29], and AraBERT [30]—to evaluate semantic similarity between English and Arabic translations. Cosine similarity is used as the scoring metric to quantify the alignment between the translations, providing a robust basis for selecting the most suitable model.

Table 6: Translation quality check - Sentence 1: A simple English sentence with different settings including accurate direct translation, semantic translation, mismatched translation, punctuation, and diacritics.

Ref.	Original	Translation	Translation Criteria
1.1	This is an example sentence	هذه جملة مثال	Accurate direct translation
1.2	This is an example sentence	مِنْ فَضْلِكَ اجْلِسْ	Completely mismatched translation.
1.3	This is an example sentence	هذه عبارة توضيحية	Translation with semantic meaning.
1.4	This is an example sentence	هَذِهِ جُمْلَةٌ مِثَالٌ	Accurate direct translation + diacritics.
1.5	This is an example sentence!	هذه عبارة توضيحية!	Translation with semantic meaning + punctuation, no diacritics

Table 7: Translation quality check - Sentence 2: The English sentence consists of a polite request with different settings including accurate direct translation, semantic translation, masculine/ Feminine tone, mismatched translation, punctuation, and diacritics.

Ref.	Original	Translation	Translation Criteria
2.1	Please, sit down	تفضل، اجلس	Accurate direct translation
2.2	Please sit down	تفضل اجلس	No punctuation, no diacritics.
2.3	Please sit down	مِنْ فَضْلِكَ اجْلِسْ	No punctuation, with diacritics
2.4	Please sit down	تَفَضَّلِي اجْلِسِي	No punctuation, with diacritics, feminine tone
2.5	Please sit down	تَفَضَّلْ اجْلِسْ	No punctuation, with diacritics, masculine tone
2.6	Please, sit down	هذه عبارة توضيحية	Completely mismatched translation.
2.7	Please, sit down	مِنْ فَضْلِكَ اجْلِسْ	Translation with semantic meaning.
2.8	Please, sit down	تَفَضَّلْ اجْلِسْ	Punctuation + diacritics/ masculine tone.
2.9	Please, sit down	تَفَضَّلْ اجْلِسِي	Accurate direct translation + diacritics/ partial feminine tone.
2.10	Please, sit down	تَفَضَّلِي اجْلِسِي	Accurate direct translation + diacritics/ feminine tone.
2.11	Please, sit down.	مِنْ فَضْلِكَ، اجْلِسْ.	Accurate direct translation + punctuation + diacritics.
2.12	Please, sit down.	من فضلك، اجلس.	Accurate direct translation + punctuation, no diacritics.
2.13	Please, sit down.	من فضلك، اجلس.	With punctuation and only “hamzat al kaser” (ك)

Figure 14a presents a heatmap of the similarity scores of the models in evaluating translations semantic correctness, considering punctuation, tone, and diacritics. While high similarity scores indicate good performance, a robust model must also assign low scores to poor or irrelevant translations. To assess this, a second experiment tested model behavior on mismatched translations ( Figure 14b).

Due to the close performance observed between LaBSE [29] and Paraphrase-XLM-R [27] in initial evaluations, an additional experiment is conducted to further assess their capabilities. This experiment utilized 50 samples of high-quality translations and 50 samples of moderate-to-poor translations. LaBSE demonstrated superior consistency, providing higher similarity scores for accurate translations and relatively lower scores for poor translations compared to Paraphrase-XLM-R. This reliability in

Table 8: Translation quality check - Sentence 3: The English sentence consists of an affirmative clause followed by a question of accurate direct translation in different settings including semantic translation and punctuation.

Ref.	Original	Translation	Translation Criteria
3.1	It is raining today should we stay at home	إنها تمطر اليوم هل يجب علينا البقاء في المنزل	No punctuation.
3.2	It is raining today. Should we stay at home	إنه يوم ممطر هل يجب علينا البقاء في المنزل؟	Semantic meaning + punctuation.
3.3	It is raining today. Should we stay at home?	إنها تمطر اليوم. هل يجب علينا البقاء في المنزل؟	With punctuation.

distinguishing translation quality (Figures 15a and 15b) led to the selection of LaBSE for the full dataset. Translations scoring below 80% similarity were excluded, accounting for less than 2% of the data.

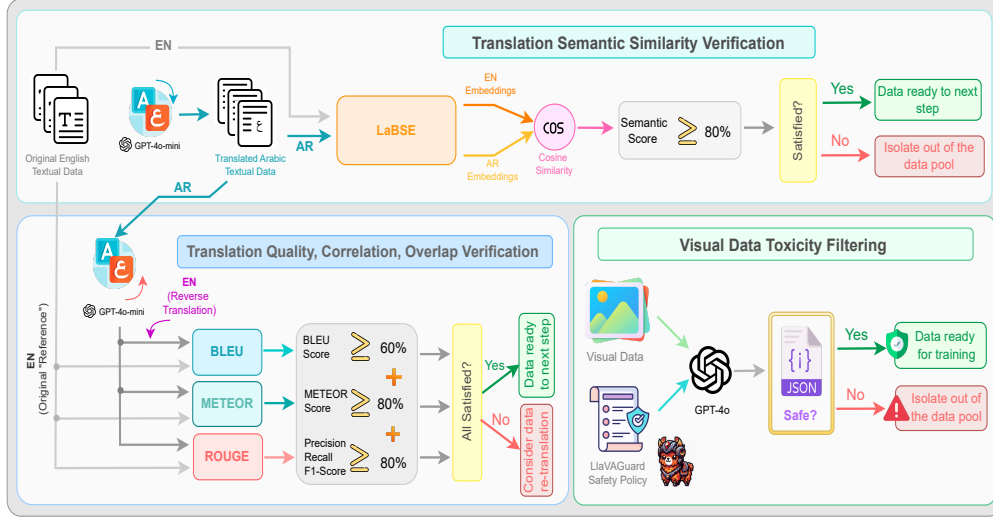


Figure 13: **Data verification and filtering pipeline for textual and visual data.** Textual data underwent semantic similarity checks using LaBSE [29] (80% threshold) and quality evaluation using BLEU [31] (60% threshold), METEOR [32] (80% threshold), and ROUGE [33] (80% threshold). Visual data was screened for toxicity using LLaVAGuard [34] policies with GPT-4o [3], discarding unsafe images to ensure quality and safety.

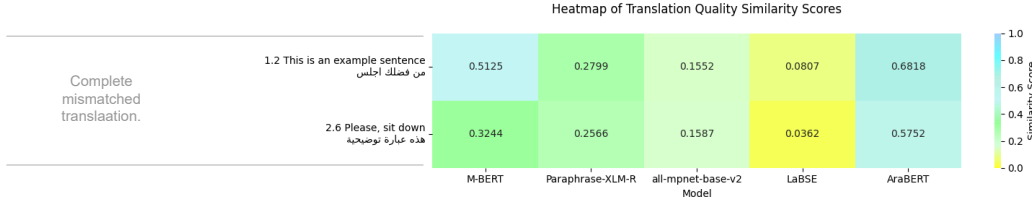
**Data Quality Verification.** To ensure a comprehensive quality verification process, particularly given the use of generative AI for translation, additional checks are necessary. These include assessing the quality of machine-generated text, its correlation with the original content, and the degree of overlap between the generated and original text. To achieve this, we employ three specialized evaluation metrics: BLEU (2-gram and 4-gram) [31] for text quality, METEOR [32] for translation correlation, and ROUGE (unigram and ROUGE-L) [33] for overlap measurement.

Our data quality verification experiment involves analyzing randomly selected 50 translated samples that are translated back to English using GPT-4o-mini [4] for comparison against the original English text (reference data).

The evaluation metrics demonstrated strong performance across multiple dimensions: BLEU scores [31] of 71.11% (2-gram) and 60.20% (4-gram) indicated high local coherence and good fluency in the translated text. The METEOR score [32] of 86.10% suggested high-quality translation with effective handling of both exact matches and linguistic variations. ROUGE metrics [33] were particularly strong, with unigram scores showing 87.80% precision and 87.30% recall, indicating excellent



(a) Similarity scores for different settings for correct translation. The higher the better.



(b) Similarity scores for different settings for incorrect translation. The lower the worse.

Figure 14: Similarity scores for diverse settings, including direct correct translation, incorrect translation, semantic translation, diacritics, and punctuation.

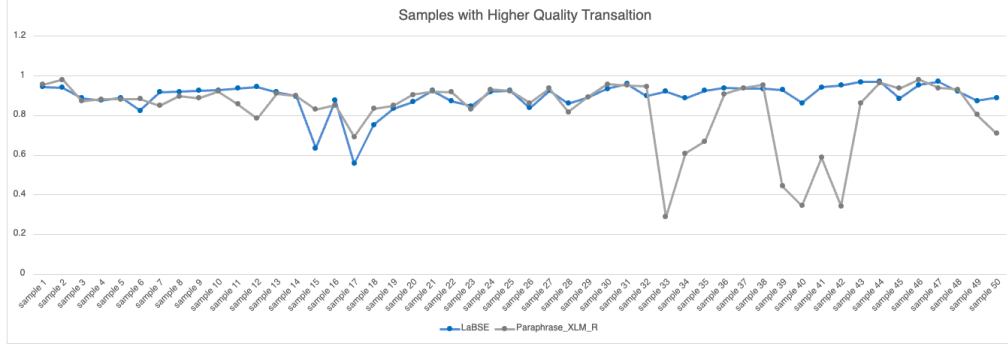
word-level accuracy and comprehensive content capture. Similarly, ROUGE-L scores [33] (precision: 86.20%, recall: 85.90%, F1: 85.80%) confirmed strong structural similarity between the translated and reference texts, demonstrating that the essential meaning and structure are well-preserved throughout the translation process (Table 9).

With the data translation quality checks completed, a final step of visual toxicity inspection is required to ensure the data is ready for model training.

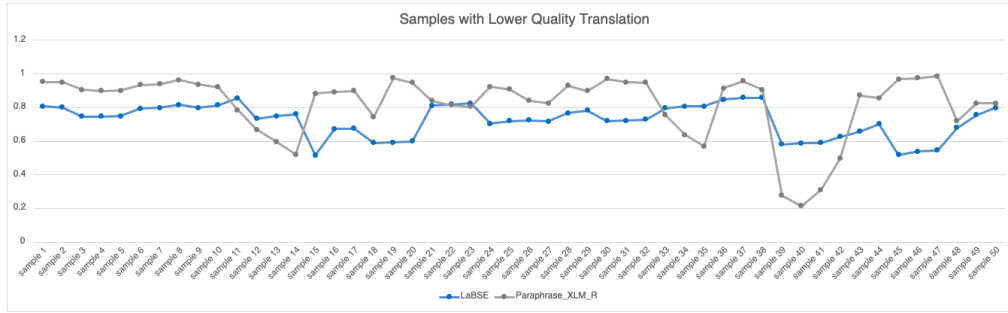
Table 9: Data Quality Verification and Evaluation Metrics

Metric	Scores	Precision	Recall	F1-score
BLEU (2-gram) [31]	71.11%			
BLEU (4-gram) [31]	60.20%			
METEOR [32]	86.10%			
ROUGE (unigram) [33]		87.80%	87.30%	87.30%
ROUGE-L [33]		86.20%	85.90%	85.80%

**Toxicity Filtering:** To ensure model safety in vision, toxicity inspection is a critical component of our evaluation process. We utilize LLaGuard’s safety taxonomy [34], a well-curated prompt specifically designed to verify visual data against predefined safety criteria, in combination with



(a) Comparison of LaBSE and Paraphrase-XLM-R: Evaluating 50 high-quality translated samples.



(b) Comparison of LaBSE and Paraphrase-XLM-R: Assessing 50 low-quality translated samples.

Figure 15: Comparison of LaBSE and Paraphrase-XLM-R to identify the optimal model.

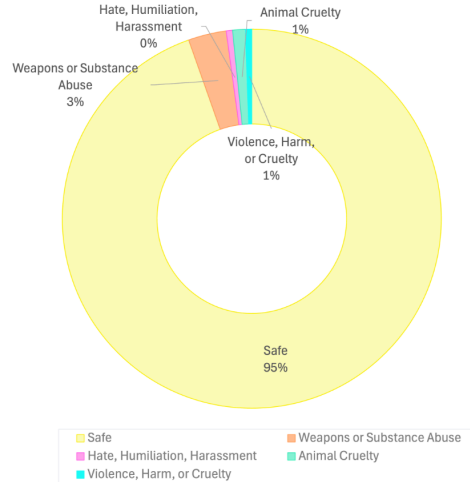


Figure 16: Visual Data Toxicity Filtering. Using GPT-4o [3] and LLaVaGuard [34] policies, about 96% of the data is classified as safe, while the remainder was deemed unsafe. The unsafe data was distributed across four categories: “Weapon, or Substance Abuse” (3.25%), “Hate, Humiliation, Harassment” (0.55%), “Animal Cruelty” (1.09%), and “Violence, Harm, or Cruelty” (0.55%).

GPT-4o for the inspection process. The dataset undergoes a comprehensive assessment to ensure compliance with safety policies. The evaluation covers key categories, including “Hate, Humiliation, or Harassment”; “Violence, Harm, or Cruelty”; “Sexual Content”; “Nudity”; “Weapons or Substance Abuse”; “Self-Harm”; “Animal Cruelty”; and “Disasters or Emergencies”.

The results reveal that 95.63% of the data is deemed safe, while 4.37% is classified as unsafe. The unsafe data is distributed across four main categories: “Weapons or Substance Abuse”, “Hate, Humiliation, or Harassment”, “Animal Cruelty”, and “Violence, Harm, or Cruelty”, as illustrated in Figure 16. This rigorous evaluation ensured that our data met safety standards, further preparing it for downstream applications.

Following the completion of the data verification steps and toxicity filtering, our dataset, comprising 3.6 million safe and curated entries, is prepared for model training.

### 3 Experiments

The AIN model is trained on 8 GPU nodes, each equipped with 8 NVIDIA A100 GPU cards, each with 80 GB memory. The GPUs within each node are interconnected using 8 NVLink links, ensuring high bandwidth and low latency. To facilitate efficient cross-node communication, each node is equipped with dual-port 200 Gbps (4×HDR) InfiniBand connections, achieving an aggregate interconnect bandwidth of 800 Gbps. This robust infrastructure was crucial in handling the computational and memory-intensive large-scale LMM training.

Our approach leverages the Qwen2-VL-7B [2] model as the base, which we fine-tuned on our English-Arabic bilingual dataset. The dataset comprises 3.6 million high-quality text samples curated from diverse sources, ensuring comprehensive coverage of linguistic, cultural, and domain-specific nuances. For fine-tuning, we employed a full-parameter fine-tuning strategy, conducting training for one epoch. This approach allowed us to adapt the pre-trained model to better capture the semantic properties of both Arabic and English languages.

To optimize training efficiency and scalability, we employ the flash-attention mechanism, which significantly reduces memory overhead during attention computation. Additionally, we adhere to the hyper-parameter configurations established by LLaMA-Factory [35], including an optimized learning rate schedule, batch size, and weight decay strategies tailored for large-scale transformer-based models.

### 4 Conclusion

This work introduces AIN, an Arabic-inclusive LMM, as a step toward bridging the gap in AI solutions for Arabic, a low-resource yet globally significant language. AIN is trained on a large-scale bilingual dataset with 35% of authentic Arabic data. Through rigorous evaluation, we show that AIN achieves state-of-the-art performance across a wide range of tasks, including VQA, OCR and document understanding, cultural understanding, and domain-specific applications such as medical imaging and remote sensing, surpassing even bigger and more sophisticated models. AIN further demonstrates superior accuracy, contextual understanding, and human-like reasoning in MSA, as validated by extensive evaluations and human judgments. By integrating advanced data curation, robust translation pipelines, and stringent quality control, AIN provides a new state-of-the-art multimodal AI model tailored to Arabic speakers.



## References

- [1] Sara Ghaboura, Ahmed Heakl, Omkar Thawakar, Ali Alharthi, Ines Riahi, Abduljalil Saif, Jorma Laaksonen, Fahad S Khan, Salman Khan, and Rao M Anwer. Camel-bench: A comprehensive arabic lmm benchmark. *arXiv preprint arXiv:2410.18976*, 2024.
- [2] Jinze Bai, Shuai Bai, Shusheng Yang, Shijie Wang, Sinan Tan, Peng Wang, Junyang Lin, Chang Zhou, and Jingren Zhou. Qwen-vl: A frontier large vision-language model with versatile abilities. *arXiv preprint arXiv:2308.12966*, 2023.
- [3] OpenAI. Gpt-4o model. <https://openai.com>, 2024. Accessed: 2024.
- [4] OpenAI. Gpt-4o-mini model. <https://openai.com>, 2024. Accessed: 2024-10-14.
- [5] Gemini Team, Petko Georgiev, Ving Ian Lei, Ryan Burnell, Libin Bai, Anmol Gulati, Garrett Tanzer, Damien Vincent, Zhufeng Pan, Shibo Wang, et al. Gemini 1.5: Unlocking multimodal understanding across millions of tokens of context. *arXiv preprint arXiv:2403.05530*, 2024.
- [6] Haotian Liu, Chunyuan Li, Yuheng Li, Bo Li, Yuanhan Zhang, Sheng Shen, and Yong Jae Lee. Llava-next: Improved reasoning, ocr, and world knowledge, January 2024.
- [7] Xiang Yue, Yueqi Song, Akari Asai, Seungone Kim, Jean de Dieu Nyandwi, Simran Khanuja, Anjali Kantharuban, Lintang Sutawika, Sathyanarayanan Ramamoorthy, and Graham Neubig. Pangea: A fully open multilingual multimodal llm for 39 languages. *arXiv preprint arXiv:2410.16153*, 2024.
- [8] Google AI. Gemini: A family of highly capable multimodal models, 2023.
- [9] Zhe Chen, Jiannan Wu, Wenhai Wang, Weijie Su, Guo Chen, Sen Xing, Muyan Zhong, Qinglong Zhang, Xizhou Zhu, Lewei Lu, Bin Li, Ping Luo, Tong Lu, Yu Qiao, and Jifeng Dai. Internvl: Scaling up vision foundation models and aligning for generic visual-linguistic tasks. *arXiv preprint arXiv:2312.14238*, 2023.
- [10] Zhe Chen, Weiyun Wang, Yue Cao, Yangzhou Liu, Zhangwei Gao, Erfei Cui, Jinguo Zhu, Shenglong Ye, Hao Tian, Zhaoyang Liu, et al. Expanding performance boundaries of open-source multimodal models with model, data, and test-time scaling. *arXiv preprint arXiv:2412.05271*, 2024.
- [11] Bo Li, Yuanhan Zhang, Dong Guo, Renrui Zhang, Feng Li, Hao Zhang, Kaichen Zhang, Peiyuan Zhang, Yanwei Li, Ziwei Liu, et al. Llava-onevision: Easy visual task transfer. *arXiv preprint arXiv:2408.03326*, 2024.
- [12] Nahid Alam, Karthik Reddy Kanjula, Surya Guthikonda, Timothy Chung, Bala Krishna S Vegesna, Abhipsha Das, Anthony Susevski, Ryan Sze-Yin Chan, SM Uddin, Shayekh Bin Islam, et al. Maya: An instruction finetuned multilingual multimodal model. *arXiv preprint arXiv:2412.07112*, 2024.
- [13] Fajri Koto, Haonan Li, Sara Shatnawi, Jad Doughman, Abdelrahman Boda Sadallah, Aisha Alraeesi, Khalid Almubarak, Zaid Alyafeai, Neha Sengupta, Shady Shehata, et al. Arabicmmlu: Assessing massive multitask language understanding in arabic. *arXiv preprint arXiv:2402.12840*, 2024.
- [14] Yuan Liu, Haodong Duan, Yuanhan Zhang, Bo Li, Songyang Zhang, Wangbo Zhao, Yike Yuan, Jiaqi Wang, Conghui He, Ziwei Liu, et al. Mmbench: Is your multi-modal model an all-around player? In *European Conference on Computer Vision*, pages 216–233. Springer, 2025.
- [15] Chaoyou Fu, Peixian Chen, Yunhang Shen, Yulei Qin, Mengdan Zhang, Xu Lin, Jinrui Yang, Xiawu Zheng, Ke Li, Xing Sun, et al. Mme: A comprehensive evaluation benchmark for multimodal large language models. *arXiv preprint arXiv:2306.13394*, 2023.
- [16] Xiang Yue, Yuansheng Ni, Kai Zhang, Tianyu Zheng, Ruoqi Liu, Ge Zhang, Samuel Stevens, Dongfu Jiang, Weiming Ren, Yuxuan Sun, Cong Wei, Botao Yu, Ruibin Yuan, Renliang Sun, Ming Yin, Boyuan Zheng, Zhenzhu Yang, Yibo Liu, Wenhao Huang, Huan Sun, Yu Su, and Wenhua Chen. Mmmu: A massive multi-discipline multimodal understanding and reasoning benchmark for expert agi. In *Proceedings of the IEEE/CVF Conference on Computer Vision and Pattern Recognition (CVPR)*, 2024.

- [17] Yifan Li, Yifan Du, Kun Zhou, Jinpeng Wang, Wayne Xin Zhao, and Ji-Rong Wen. Evaluating object hallucination in large vision-language models. *arXiv preprint arXiv:2305.10355*, 2023.
- [18] Bohao Li, Yuying Ge, Yixiao Ge, Guangzhi Wang, Rui Wang, Ruimao Zhang, and Ying Shan. Seed-bench: Benchmarking multimodal large language models. In *Proceedings of the IEEE/CVF Conference on Computer Vision and Pattern Recognition (CVPR)*, 2024.
- [19] Pan Lu, Hritik Bansal, Tony Xia, Jiacheng Liu, Chunyuan Li, Hannaneh Hajishirzi, Hao Cheng, Kai-Wei Chang, Michel Galley, and Jianfeng Gao. Mathvista: Evaluating mathematical reasoning of foundation models in visual contexts. *arXiv preprint arXiv:2310.02255*, 2023.
- [20] Pan Lu, Swaroop Mishra, Tanglin Xia, Liang Qiu, Kai-Wei Chang, Song-Chun Zhu, Oyvind Tafjord, Peter Clark, and Ashwin Kalyan. Learn to explain: Multimodal reasoning via thought chains for science question answering. *Advances in Neural Information Processing Systems*, 35:2507–2521, 2022.
- [21] Ahmed Masry, Do Xuan Long, Jia Qing Tan, Shafiq Joty, and Enamul Hoque. Chartqa: A benchmark for question answering about charts with visual and logical reasoning. *arXiv preprint arXiv:2203.10244*, 2022.
- [22] Aniruddha Kembhavi, Mike Salvato, Eric Kolve, Minjoon Seo, Hannaneh Hajishirzi, and Ali Farhadi. A diagram is worth a dozen images. In *Computer Vision—ECCV 2016: 14th European Conference, Amsterdam, The Netherlands, October 11–14, 2016, Proceedings, Part IV 14*, pages 235–251. Springer, 2016.
- [23] Kaining Ying, Fanqing Meng, Jin Wang, Zhiqian Li, Han Lin, Yue Yang, Hao Zhang, Wenbo Zhang, Yuqi Lin, Shuo Liu, Jiayi lei, Quanfeng Lu, Peng Gao, Runjian Chen, Peng Xu, Renrui Zhang, Haozhe Zhang, Yali Wang, Yu Qiao, Ping Luo, Kaipeng Zhang, and Wenqi Shao. MMT-bench: A comprehensive multimodal benchmark for evaluating large vision-language models towards multitask AGI. In *Proceedings of the International Conference on Machine Learning (ICML)*, 2024.
- [24] OpenAI. Gpt-4 model. <https://openai.com>, 2024. Accessed: 2024.
- [25] Matt Deitke, Christopher Clark, Sangho Lee, Rohun Tripathi, Yue Yang, Jae Sung Park, Mohammadreza Salehi, Niklas Muennighoff, Kyle Lo, Luca Soldaini, et al. Molmo and pixmo: Open weights and open data for state-of-the-art multimodal models. *arXiv preprint arXiv:2409.17146*, 2024.
- [26] Jacob Devlin Ming-Wei Chang Kenton and Lee Kristina Toutanova. Bert: Pre-training of deep bidirectional transformers for language understanding. In *Proceedings of naacL-HLT*, volume 1. Minneapolis, Minnesota, 2019.
- [27] Nils Reimers and Iryna Gurevych. Sentence-bert: Sentence embeddings using siamese bert-networks. In *Proceedings of the 2019 Conference on Empirical Methods in Natural Language Processing*. Association for Computational Linguistics, 11 2019.
- [28] Kaitao Song, Xu Tan, Tao Qin, Jianfeng Lu, and Tie-Yan Liu. Mpnnet: Masked and permuted pre-training for language understanding. In *Advances in Neural Information Processing Systems*, 2020.
- [29] Fangxiaoyu Feng, Yinfei Yang, Daniel Cer, Naveen Arivazhagan, and Wei Wang. Language-agnostic bert sentence embedding. *arXiv preprint arXiv:2007.01852*, 2020.
- [30] Wissam Antoun, Fady Baly, and Hazem Hajj. Arabert: Transformer-based model for arabic language understanding. *arXiv preprint arXiv:2003.00104*, 2020.
- [31] Kishore Papineni, Salim Roukos, Todd Ward, and Wei-Jing Zhu. Bleu: a method for automatic evaluation of machine translation. In *Proceedings of the 40th annual meeting of the Association for Computational Linguistics*, pages 311–318, 2002.
- [32] Satanjeev Banerjee and Alon Lavie. Meteor: An automatic metric for mt evaluation with improved correlation with human judgments. In *Proceedings of the acl workshop on intrinsic and extrinsic evaluation measures for machine translation and/or summarization*, pages 65–72, 2005.

- [33] Chin-Yew Lin. Rouge: A package for automatic evaluation of summaries. In *Text summarization branches out*, pages 74–81, 2004.
- [34] Lukas Helff, Felix Friedrich, Manuel Brack, Kristian Kersting, and Patrick Schramowski. Llavaguard: Vlm-based safeguards for vision dataset curation and safety assessment. *arXiv preprint arXiv:2406.05113*, 2024.
- [35] Yaowei Zheng, Richong Zhang, Junhao Zhang, Yanhan Ye, Zheyang Luo, Zhangchi Feng, and Yongqiang Ma. Llamafactory: Unified efficient fine-tuning of 100+ language models. In *Proceedings of the 62nd Annual Meeting of the Association for Computational Linguistics (Volume 3: System Demonstrations)*, Bangkok, Thailand, 2024. Association for Computational Linguistics.