

Benchmarking ANN extrapolations of the ground-state energies and radii of Li isotopes

M. Knöll,^{1,*} M. Lockner,² P. Maris,^{2,†} R.J. McCarty,² R. Roth,^{1,3,‡} J.P. Vary,^{2,§} and T. Wolfgruber¹

¹*Institut für Kernphysik, Technische Universität Darmstadt, 64289 Darmstadt, Germany*

²*Dept. of Physics and Astronomy, Iowa State University, Ames, Iowa 50011, USA*

³*Helmholtz Forschungsakademie Hessen für FAIR, GSI Helmholtzzentrum, 64289 Darmstadt, Germany*

(Dated: January 31, 2025)

We present a comparison of model-space extrapolation methods for No-Core Shell Model calculations of ground-state energies and root-mean-square radii in Li isotopes. In particular, we benchmark the latest machine learning tools against widely used exponential and infrared extrapolations for energies and crossing point estimates for radii. Our findings demonstrate that machine learning-based approaches provide reliable predictions with robust statistical uncertainties for both observables even in small model spaces. These predictions are compatible with established exponential and IR extrapolations of energies and mark a notable improvement over conventional radius estimates.

I. INTRODUCTION

One of the major challenges in nuclear structure theory is the solution of the nuclear many-body problem. With the advent of high-performance computers, ab initio configuration interaction methods such as the No-Core Shell Model (NCSM) [1, 2] have emerged as a powerful tool to compute a variety of nuclear properties from realistic Hamiltonians [3]. However, rapidly growing model spaces, especially with particle number, severely limit their applicability and convergence can only be reached for selected few-body systems. Even more sophisticated model-space truncation schemes, e.g., importance truncation [4], or improved single-particle wavefunctions [5, 6], deliver only minor gains in reach of these methods.

To this day, the extrapolation from truncated model spaces to the full Hilbert space remains a formidable task and different attempts to emulate the model-space dependence have been developed. Traditionally, these attempts are based on exponential or polynomial fits to the results obtained in small model spaces and provide good approximations to the ground- and excited-state energies [4, 7–10]. However, the quality of these extrapolations decreases considerably when applied to other observables such as radii, which, unlike energies, do not obey a variational principle.

A second generation of physics-motivated extrapolation schemes has been developed with regard to the short and long-range parts of the associated wavefunction. Given the assumption that the short-range part is converged, the missing long-range contributions can be modeled using an exponential function [11–15]. Although these so-called infrared (IR) extrapolations can be successfully applied to energies and extensions to radii have been explored, it introduces additional constraints on the many-body calculation.

More recently, Machine-Learning (ML) approaches have been employed to address the model-space extrapolation

problem [16–21]. Based on their capabilities as universal function approximators, Artificial Neural Networks (ANNs) are the ideal tool to emulate the unknown model-space dependence and different ML approaches yield high-quality extrapolations along with uncertainty estimates for energies and radii.

In this work, we provide a detailed benchmark for the ML extrapolation schemes developed at Iowa State University (ISU) [16, 17] and at TU Darmstadt (TUDa) [19, 20] for energies and radii in Li isotopes. We further discuss how they compare to exponential and IR extrapolation schemes.

II. METHODS

In the NCSM approach, the wavefunction Ψ of a nucleus consisting of Z protons and N neutrons is expanded in an $A = (Z + N)$ -body basis of Slater determinants of Harmonic Oscillator (HO) single-particle wavefunctions. In a HO basis, the single-particle wavefunctions $\phi_{nljm}(\vec{r})$ are labeled by their radial quantum number n , orbital motion quantum number l , total single-particle spin $j = l \pm \frac{1}{2}$, and magnetic projection m which satisfies $-j \leq m \leq j$; in addition, the HO basis functions depend on the HO basis scale $\hbar\Omega$. Furthermore, if we apply a truncation on the total number of HO quanta in the system, that is, a truncation on $\sum_A(2n + l)$ over all A nucleons, the obtained wavefunctions Ψ factorize exactly into center-of-mass wavefunctions and relative wavefunctions [22, 23]; and typically, we use a Lagrange multiplier to remove states with center-of-mass excitations from the low-lying spectrum. We use the notation N_{\max} as our basis truncation parameter, which is defined as the total number of HO oscillator quanta above the valence configuration. Because of parity conservation, N_{\max} is increased in steps of two, starting from $N_{\max} = 0$.

For any finite basis expansion, the obtained energy E gives a strict upper bound for the energy in the complete, but infinite-dimensional basis, at least for the lowest states of a given Z , N , and spin-parity quantum numbers J^P ; and the corresponding eigenvector \vec{c} gives an approximation to the A -body wavefunction $\Psi(\vec{r}_1, \dots, \vec{r}_A)$. As one increases the basis size, the obtained eigenvectors approach the exact A -body wavefunction for a given Hamiltonian. The challenge is to extract converged values for physical observables based on a

* marco.knoell@physik.tu-darmstadt.de

† pmaris@iastate.edu

‡ robert.roth@physik.tu-darmstadt.de

§ jvary@iastate.edu

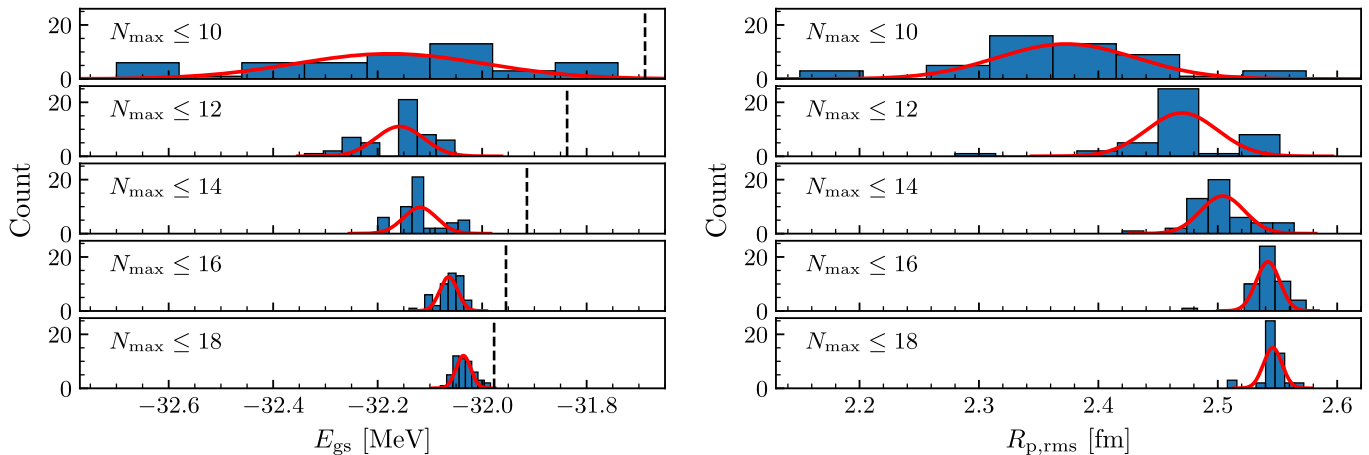


FIG. 1. A selection of the ISU ${}^6\text{Li}$ ground-state energy (left-hand panels) and point-proton radius (right-hand panels) histograms. A Gaussian fit has been applied to our binned histograms with the mean value of our fit taken to be the value of our observable and the standard deviation taken as our error bars. The count is the total number of networks represented in that binning. The black dashed vertical lines in the energy histograms indicate the variational minimum at each respective upper limit N_{\max} value.

series of calculations in finite model spaces.

Here we consider the ground-state energies and root-mean-square (rms) point-proton radii of ${}^6\text{Li}$, ${}^7\text{Li}$, and ${}^8\text{Li}$, calculated within the NCSM using a realistic nucleon-nucleon potential. For these three nuclei, we have performed NCSM calculations over a range of $\hbar\Omega$ values from 10 MeV up to 30 MeV in steps of 2.5 MeV. For our extrapolations to the complete (infinite-dimensional) basis we consider NCSM results obtained with $N_{\max} = 2$ up through $N_{\max} = 18$ for ${}^6\text{Li}$, up through $N_{\max} = 16$ for ${}^7\text{Li}$, and $N_{\max} = 14$ for ${}^8\text{Li}$.

All NCSM calculations presented here were performed with the code Many-Fermion Dynamics nuclear [24–27] using the Daejeon16 nucleon-nucleon potential [28] at the National Energy Research Scientific Computing center (NERSC). Daejeon16 is a two-body potential based on a chiral effective field theory potential at $N^3\text{LO}$ [29, 30], softened to improve numerical convergence for NCSM calculations by Similarity Renormalization Group (SRG) evolution to a scale of $\lambda = 1.5 \text{ fm}^{-1}$. In addition, a set of Phase Equivalent Transformations (PETs) was used to fit the energy levels of 11 s - and p -shell states. The resulting Daejeon16 potential gives an excellent description of the low-lying spectra of all p -shell nuclei [31].

A. ISU ANNs

The ISU ANNs are based on the pioneering work of Refs. [16, 17]. For each observable, we construct ANNs with an input layer that takes a table of results that have been calculated in the NCSM at different $\hbar\Omega$ and N_{\max} values. These inputs are then sent through a hidden layer consisting of eight nodes using a feed-forward algorithm. Each network is trained through this layer a total of 10 times, using 85% of the input data, and tested with the remaining 15% of the input data. We use the rms error on these test data to select the best performing networks out of a large ensemble of trained networks in order to predict the behavior of our desired ob-

servable at a large value of N_{\max} . After selecting on the rms error, we also apply a test on the variation of the predicted observable over the chosen $\hbar\Omega$ range at large N_{\max} [32], and for the ground-state energies, a test on (approximate) monotonic decreasing behavior with increasing N_{\max} so that the variational principle is (approximately) satisfied [17, 32]. Finally, we remove outliers with a three-sigma rule [17].

For each observable we consider up to five input data sets, each over the full range of $\hbar\Omega$ from 10 to 30 MeV, but with N_{\max} increasing from $N_{\max} = 10$ up to 18 for ${}^6\text{Li}$, up to $N_{\max} = 16$ for ${}^7\text{Li}$, and up to $N_{\max} = 14$ for ${}^8\text{Li}$. Each of these input data sets is used to train and test a total of 200,000 networks, out of which we select the top 50 performing ANNs. Note that these input data sets have an increasing number of data points, from 45 data points for $N_{\max} = 10$ up to at most 81 data points for ${}^6\text{Li}$ at $N_{\max} = 18$. Our predictions for the converged values are made at $N_{\max} = 70$ for the ground-state energy, and at $N_{\max} = 90$ for the rms point-proton radius. For the maximum acceptable rms error we choose 0.014 MeV for energies, and 0.0007 fm for radii, and for the flatness test at $N_{\max} = 70(90)$ we use a cut-off of 0.5% variation for the ground-state energies and 4% for the point-proton radii over the $\hbar\Omega$ range of 10 to 30 MeV. In addition, for the energies we remove ANNs that violate the monotonic decreasing behavior by more than 25 keV at any $\Delta N_{\max} = 2$ step for $N_{\max} \leq 20$ and any $\Delta N_{\max} = 5$ step for $N_{\max} > 20$.

Figure 1 shows histograms for our top performing networks for both the ground-state energy (left) and the point-proton radius (right) of ${}^6\text{Li}$ at each respective upper limit N_{\max} cutoff, starting from $N_{\max} = 10$. We fit a Gaussian curve to our results and take the mean as our predicted value and the standard deviation as our error bars. Both for the energies and for the radii, we observe a systematic decrease in the standard deviation of our histograms with respect to increasing N_{\max} , as expected. Minor variations on the detailed procedure to train and select the ANNs are presented in Ref. [32].

B. TUDa ANNs

The TUDa ANNs developed in Ref. [19, 20] present a different machine learning approach to the extrapolation of NCSM calculations. Instead of emulating the functional form of observables in terms of $\hbar\Omega$ and N_{\max} the converged value is directly predicted from a set of calculations in small model spaces. This exploits the pattern recognition capabilities of ANNs, which are designed to capture the observable-specific convergence patterns in few-body systems. The universality of these convergence patterns then allows for a subsequent application to a broad range of p -shell nuclei.

In particular, the converged value is predicted from sequences of four NCSM data points at consecutive N_{\max} for three different $\hbar\Omega$. As this extends beyond the approximation of a continuous function, a larger network topology is employed consisting of five layers with 12, 48, 48, 24, 1 nodes each.

The training of the TUDa ANNs requires fully converged NCSM data, which are only accessible for systems with $A \leq 4$. Hence, the training data consists of calculations for ${}^2\text{H}$, ${}^3\text{H}$, and ${}^4\text{He}$ with non-local chiral interactions from [33, 34] for a wide range of orders, cutoffs, and SRG flow parameters each for a $\hbar\Omega$ window from 12 to 32 MeV. For the actual training all possible input samples, i.e., subsets of twelve data points that match the input layer of the ANN, are constructed and normalized to the interval $[0, 1]$. The networks employed in this work are the same ones used in [20] and details on sampling and training are given there.

Once trained, the TUDa ANNs can be evaluated with NCSM data for any p -shell nucleus, interaction, and state. At this point the extrapolation problem has essentially been converted into an interpolation problem. Before being passed through the networks, the evaluation data needs to undergo the same sampling procedure as the training data. This naturally yields several predictions for the converged value from a single ANN. A total of 1000 ANNs are evaluated with the same data in order to incorporate any network uncertainties. The wealth of predictions is then collected in a histogram using the Freedman-Diaconis rule [35] to estimate the bin size. From this histogram an ensemble prediction along with an uncertainty can be extracted through statistical means. In order to avoid minor variations in bin height the histogram is first smoothed with a moving average with width 10. Next, the ensemble prediction is given by the most probable value. Finally, we can assign an uncertainty by adding up bins to the left and right of the most probable predictions, always continuing with the higher of the two, until the accumulated counts exceed 68% of the total number of predictions. Thus, the resulting interval allows for asymmetric uncertainties and can be interpreted as 68% confidence interval.

In practical applications, the shape of the histogram depends on the selection of evaluation data. While the ensemble prediction is rather robust under changes in the data, the inclusion of more exotic $\hbar\Omega$ typically yields larger uncertainties. We, therefore, propose the following selection procedures and demonstrate their effectiveness in the result section of this work. For energies the ANNs perform best if the eval-

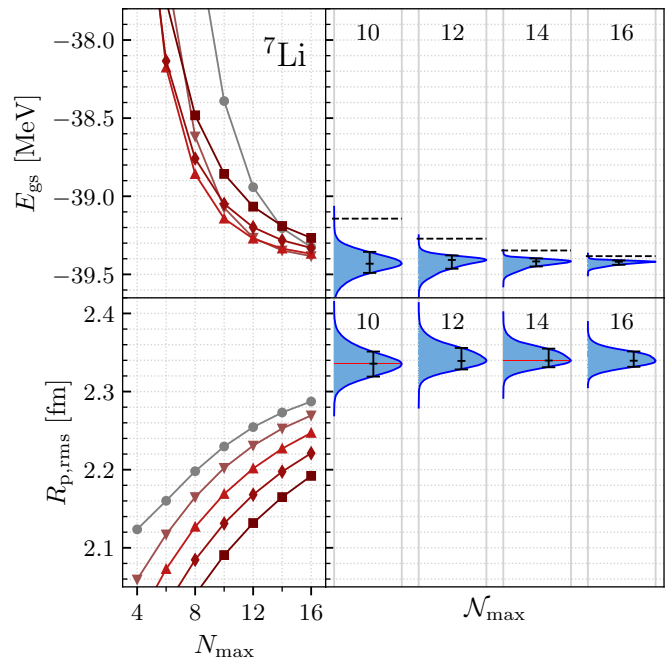


FIG. 2. Evaluation of the TUDa ANNs for ${}^7\text{Li}$ with 5 selected HO frequencies for the ground-state energy (upper panels) and the point-proton rms radius (lower panels). The left panels display the input data fed into the networks, while the right panels present histograms of the network predictions along with the extracted values and uncertainties for increasing N_{\max} , including only input data with $N_{\max} \leq N_{\max}$.

uation data is evenly distributed around the variational optimum. Hence, we select sequences for five values of $\hbar\Omega$ such that at least one sequence is on either side of the optimum. For radii the selection criteria regard the shape of the converging sequences as small frequencies typically yield oscillating behavior or very slow convergence that impede the ANNs performance. Therefore, the five smallest values of $\hbar\Omega$ which generate monotonously ascending sequences are selected for predictions. Figure 2 illustrates the performance of the TUDa ANNs for the ground-state energy (upper panels) and rms proton radius (lower panels) of ${}^7\text{Li}$. Based on the NCSM data in the left panels, distributions of predictions at different N_{\max} are obtained and depicted in the right panels. The errorbars indicate the most probable value along with the uncertainty interval, which is additionally illustrated in orange. The comparison of the predictions at different N_{\max} allows for an assessment of the consistency and, therefore, quality of the predictions which typically exhibit decreasing uncertainties in larger model spaces.

C. Empirical Exponential Extrapolations

For comparison, we also use an empirical exponential extrapolation [8] for the ground state energy

$$E^{\hbar\Omega}(N_{\max}) = E_{\infty} + c_1 e^{(-c_2 N_{\max})}. \quad (1)$$

At fixed values of the HO scale $\hbar\Omega$ this is a monotonically decreasing function of N_{\max} , consistent with the variational principle, which we can fit to three (or more) values of N_{\max} . The fit parameters c_1 and c_2 depend on $\hbar\Omega$ (and N_{\max}), but the extrapolated energy E_∞ should (ideally) be independent of these model space parameters. In practice, this method gives an extrapolated energy E_∞ that does depend on N_{\max} and $\hbar\Omega$, but only weakly; and the parameters c_1 and c_2 also depend only weakly on N_{\max} ; furthermore, this dependence is in general minimal around the variational minimum in $\hbar\Omega$ at fixed N_{\max} . We use this residual dependence on N_{\max} and $\hbar\Omega$ to make an estimate of the uncertainties in this extrapolation method.

Specifically, we use (1) to fit three consecutive values of N_{\max} at several $\hbar\Omega$ values around the variational minimum. Next, we take as our best estimate for the converged energy E_{gs} the value of $E_\infty^{\hbar\Omega}$ for which $|E_\infty^{\hbar\Omega} - E^{\hbar\Omega}(N_{\max})|$ is minimal, which typically occurs for $\hbar\Omega$ at or slightly above the variational minimum. Finally, for the uncertainty estimate we take the rms sum of the half the variation in $\hbar\Omega$ over a 7.5 MeV window and the difference between the extrapolated value and the extrapolated value at the next-smaller N_{\max} . This is the same method as applied in Ref. [31], and appears to work reasonably well for a range of interactions and light nuclei.

For additional comparison, we consider IR extrapolations of ground-state energies [11, 14, 15]. This extrapolation scheme is motivated by the different ultraviolet (UV) and IR length scales in the HO basis and the convergence w.r.t. these scales. Specifically, N_{\max} and $\hbar\Omega$ are converted into an UV length scale Λ_{eff} and an IR length scale L_{eff} . For sufficiently large values of Λ_{eff} the NCSM calculation is considered UV converged and the remaining dependence on L_{eff} is exponential and can, therefore, be modeled as

$$E(L_{\text{eff}}) = E_\infty + c_1 e^{-2c_2 L_{\text{eff}}} \quad (2)$$

with fit parameters c_1 and c_2 . In order to achieve UV convergence in the model spaces discussed here, large values of $\hbar\Omega$ are required. Thus, we consider NCSM calculation up to $\hbar\Omega = 50$ MeV for the IR extrapolation. Note that these calculations are uncommonly far from the variational minimum and obtaining results for a wide range of $\hbar\Omega$ at high N_{\max} is computationally expensive. In this work, we discuss two different IR extrapolations, where the first one naïvely follows [15] and the second one includes an additional manual selection of data, such that it falls tightly on an exponential envelope, for optimal results from the exponential fit.

Unlike the ground-state energies, the convergence of rms radii with increasing N_{\max} is not monotonic. Typically, for (moderately) large values of $\hbar\Omega$, the rms radii increase with increasing N_{\max} . For small $\hbar\Omega$ values (below the variational minimum in the ground state energies), the rms radii decrease with increasing N_{\max} . As a consequence, plots of the rms radii as function of the HO parameter $\hbar\Omega$ at fixed N_{\max} show crossing points between curves for different N_{\max} and often it appears as if all curves cross approximately at a single point at low $\hbar\Omega$. In fact, it has been suggested [7] that such a crossing point may be taken to provide a heuristic estimate for the true, converged value; however, such estimates are not necessarily found to be very robust [36]. Nevertheless, we list the

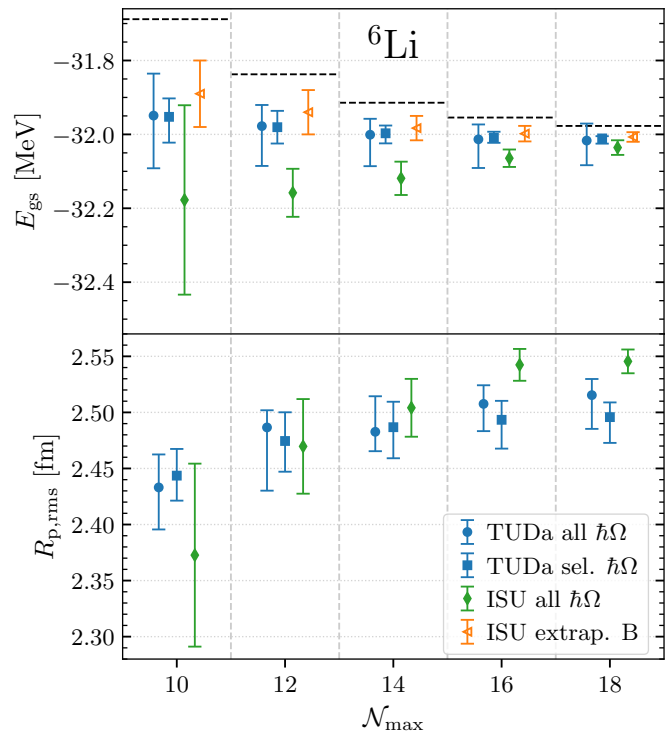
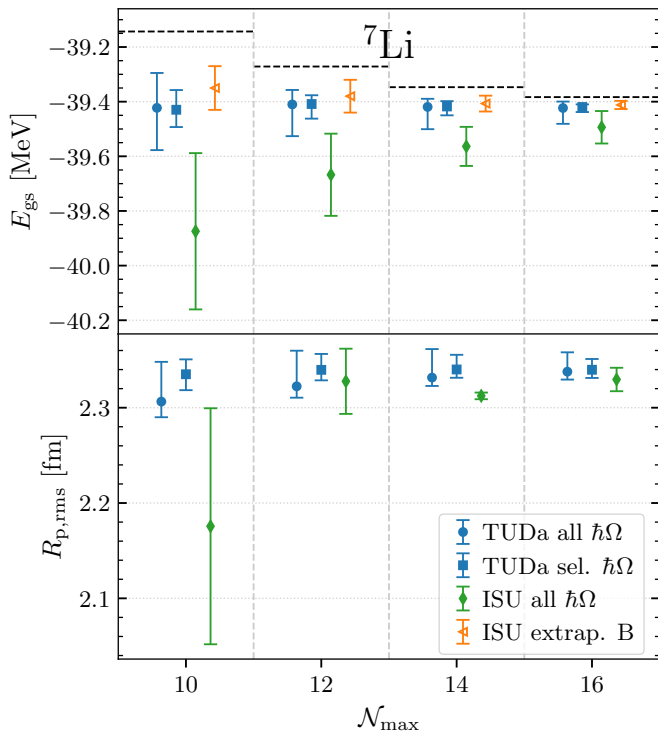
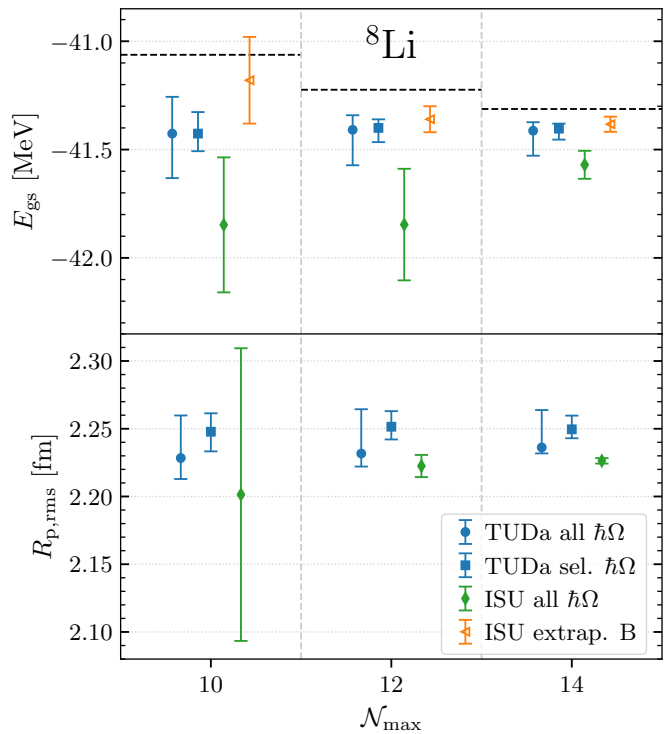


FIG. 3. Extrapolations to the full Hilbert space for the ground-state energy and point-proton radius of ${}^6\text{Li}$ based on NCSM calculations up to N_{\max} with the ISU ANNs (green) and the TUDa ANNs for the full frequency range $\hbar\Omega = 10$ to 30 MeV (blue circles) and for a selection of five optimal frequencies (blue squares). For the energy an additional exponential extrapolation (yellow) and the variational minima at the respective N_{\max} (dashed lines) are given for comparison.

crossing points between successive N_{\max} curves in table I as a poor man's estimate of the converged values. Note that recently [37], it has been shown that contrary to the naïve expectation, exponential extrapolation does seem to work for rms radii (and other long-range observables) when applied at moderately large values of $\hbar\Omega$, well above these crossing points.

III. DISCUSSION

The extrapolations for the ground-state energies and point-proton radii of ${}^6\text{Li}$, ${}^7\text{Li}$, and ${}^8\text{Li}$ based on the different ANNs, as well as the empirical exponential extrapolations for the energies are shown in figs. 3 to 5, respectively. In addition, IR extrapolations for the energies and the crossing point estimates for the radii are given in table I. The predictions are grouped by N_{\max} indicating that the respective extrapolations are obtained based on data up to this model-space size. Starting with the ground-state energies depicted in the upper panels, we, first of all, find that neither the ANNs nor the exponential extrapolation violate the variational principle. Note, however, that for the ISU ANNs this is part of the selection criteria for the best performing networks. In addition, the predictions from the different schemes exhibit different trends

FIG. 4. Same as fig. 3 but for ${}^7\text{Li}$.FIG. 5. Same as fig. 3 but for ${}^8\text{Li}$.

w.r.t. \mathcal{N}_{max} . The TUDa ANNs are very consistent across all \mathcal{N}_{max} and the predictions are significantly more precise for the selected $\hbar\Omega$ window. The ISU ANNs tend to overestimate the binding energy in small model spaces and show an upward trend with increasing \mathcal{N}_{max} . In contrast, the exponential extrapolation exhibits a downward trend. For ${}^6\text{Li}$ and ${}^7\text{Li}$ all methods agree within uncertainties at the largest \mathcal{N}_{max} available. In ${}^8\text{Li}$ the TUDa ANNs agree with the exponential extrapolation, while the ISU ANNs predict a slightly lower energy. Considering the additional results in table I we find that the standard IR extrapolation violates the variational boundaries. This is remedied by the manual data selection. The improved extrapolations behave similarly to the exponential extrapolation, including the overall downward trend, with a tendency to larger binding energies (deeper bound).

Next, we move on to the predictions of radii, which are depicted in the lower panels of figs. 3 to 5. Starting with ${}^6\text{Li}$ we find an upward trend with \mathcal{N}_{max} for both ANN approaches. This trend is more pronounced for the ISU ANNs, which also predict a larger radius at $\mathcal{N}_{\text{max}} = 18$ than the TUDa ANNs with slightly smaller uncertainties. Regarding consistency across different \mathcal{N}_{max} , it appears that the TUDa ANNs are in agreement with each other within uncertainties starting from $\mathcal{N}_{\text{max}} = 12$, while for the ISU ANNs this only holds from $\mathcal{N}_{\text{max}} = 16$. For ${}^7\text{Li}$ we find both methods mostly in agreement with each other. The TUDa ANN predictions are consistent across all \mathcal{N}_{max} and the frequency selection further improves the precision. From $\mathcal{N}_{\text{max}} = 12$ we also find consistency for the ISU ANNs with the exception of a surprisingly large reduction of the uncertainty at $\mathcal{N}_{\text{max}} = 14$. Lastly, in ${}^8\text{Li}$ we

find very stable predictions for both methods. However, there is another large jump in precision for the ISU ANNs leading to a disagreement between the predictions at the largest \mathcal{N}_{max} . Again, we can further compare this to the crossing point results given in table I, which are in excellent agreement with the ISU ANNs for ${}^7\text{Li}$ and ${}^8\text{Li}$, however, they significantly underestimate the predictions of both ANN methods for ${}^6\text{Li}$.

IV. CONCLUSIONS

In this work, we provide a detailed benchmark of various model-space extrapolation methods for ground-state energies and point-proton radii in Li isotopes. We find that modern ML extrapolation schemes provide robust predictions for the converged values of these observables. They further allow for a statistical uncertainty quantification, which is crucial for precision studies of nuclear properties and has previously not been accessible for observables other than energies.

Our predictions for the ground-state energies are largely consistent with established exponential and IR extrapolations, and the ML radius predictions exceed the capabilities of the crossing point method. In particular, the TUDa ANNs produce remarkably robust results in small model spaces already, thus, providing a significant improvement over previous extrapolation schemes. Moreover, they are computationally efficient as the ANNs have to be trained only once and the comparably small number of NCSM calculations needed to obtain predictions allows for an application across the p -shell for any realistic Hamiltonian.

Method	$\mathcal{N}_{\max} = 10$	12	14	16	18
${}^6\text{Li}$ ground-state energy [MeV] — Experiment: $-31.993\,987 \pm 0.000\,002$					
Variational minimum	-31.688	-31.837	-31.914	-31.954	-31.977
TUDa all $\hbar\Omega$	$-31.949^{+0.114}_{-0.143}$	$-31.978^{+0.057}_{-0.108}$	$-32.001^{+0.043}_{-0.085}$	$-32.013^{+0.040}_{-0.078}$	$-32.017^{+0.046}_{-0.067}$
TUDa $\hbar\Omega=10\text{--}20$ MeV	$-31.953^{+0.050}_{-0.070}$	$-31.980^{+0.044}_{-0.044}$	$-31.997^{+0.021}_{-0.027}$	$-32.009^{+0.017}_{-0.013}$	$-32.011^{+0.006}_{-0.014}$
ISU all $\hbar\Omega$	-32.18 ± 0.26	-32.158 ± 0.065	-32.119 ± 0.045	-32.065 ± 0.024	-32.036 ± 0.020
ISU extrap. B	-31.89 ± 0.09	-31.94 ± 0.06	-31.983 ± 0.033	-31.998 ± 0.021	-32.007 ± 0.013
IR extrap.	-31.437	-31.599	-31.742	-31.827	-31.888
IR extrap. man. opt.	-31.723	-31.896	-31.967	-32.000	-31.969
${}^6\text{Li}$ point-proton rms radius [fm] — Experiment: 2.465 ± 0.041					
TUDa all $\hbar\Omega$	$2.433^{+0.029}_{-0.037}$	$2.487^{+0.015}_{-0.056}$	$2.483^{+0.032}_{-0.017}$	$2.508^{+0.017}_{-0.024}$	$2.515^{+0.014}_{-0.030}$
TUDa $\hbar\Omega=15\text{--}25$ MeV	$2.444^{+0.024}_{-0.022}$	$2.474^{+0.026}_{-0.027}$	$2.487^{+0.023}_{-0.028}$	$2.493^{+0.017}_{-0.026}$	$2.496^{+0.013}_{-0.023}$
ISU all $\hbar\Omega$	2.373 ± 0.082	2.470 ± 0.042	2.504 ± 0.026	2.542 ± 0.014	2.546 ± 0.011
Crossing point	2.371	2.405	2.431	2.442	
${}^7\text{Li}$ ground-state energy [MeV] — Experiment: $-39.245\,081 \pm 0.000\,004$					
Variational minimum	-39.143	-39.271	-39.347	-39.383	
TUDa all $\hbar\Omega$	$-39.423^{+0.128}_{-0.155}$	$-39.410^{+0.053}_{-0.116}$	$-39.419^{+0.030}_{-0.082}$	$-39.423^{+0.024}_{-0.058}$	
TUDa $\hbar\Omega=10\text{--}20$ MeV	$-39.430^{+0.072}_{-0.063}$	$-39.409^{+0.032}_{-0.053}$	$-39.418^{+0.019}_{-0.032}$	$-39.419^{+0.009}_{-0.018}$	
ISU all $\hbar\Omega$	-39.87 ± 0.29	-39.67 ± 0.15	-39.564 ± 0.071	-39.494 ± 0.059	
ISU extrap. B	-39.35 ± 0.08	-39.38 ± 0.06	-39.407 ± 0.029	-39.412 ± 0.015	
IR extrap.	-39.289	-39.270	-39.317	-39.352	
IR extrap. man. opt.	-39.356	-39.318	-39.377	-39.396	
${}^7\text{Li}$ point-proton rms radius [fm] — Experiment: 2.321 ± 0.044					
TUDa all $\hbar\Omega$	$2.306^{+0.042}_{-0.016}$	$2.322^{+0.037}_{-0.012}$	$2.332^{+0.030}_{-0.009}$	$2.338^{+0.020}_{-0.008}$	
TUDa $\hbar\Omega=15\text{--}25$ MeV	$2.335^{+0.016}_{-0.017}$	$2.340^{+0.017}_{-0.011}$	$2.340^{+0.015}_{-0.009}$	$2.340^{+0.011}_{-0.009}$	
ISU all $\hbar\Omega$	2.18 ± 0.12	2.328 ± 0.034	2.312 ± 0.004	2.330 ± 0.012	
Crossing point	2.280	2.296	2.309	2.317	
${}^8\text{Li}$ ground-state energy [MeV] — Experiment: $-41.277\,699 \pm 0.000\,047$					
Variational minimum	-41.062	-41.224	-41.313		
TUDa all $\hbar\Omega$	$-41.426^{+0.170}_{-0.205}$	$-41.409^{+0.067}_{-0.164}$	$-41.413^{+0.039}_{-0.115}$		
TUDa $\hbar\Omega=10\text{--}20$ MeV	$-41.426^{+0.099}_{-0.081}$	$-41.400^{+0.040}_{-0.066}$	$-41.403^{+0.023}_{-0.051}$		
ISU all $\hbar\Omega$	-41.85 ± 0.31	-41.85 ± 0.26	-41.570 ± 0.065		
ISU extrap. B	-41.18 ± 0.20	-41.36 ± 0.06	-41.383 ± 0.035		
IR extrap.	-40.785	-41.014	-41.199		
IR extrap. man. opt.	-41.308	-41.391	-41.383		
${}^8\text{Li}$ point-proton rms radius [fm] — Experiment: 2.219 ± 0.046					
TUDa all $\hbar\Omega$	$2.228^{+0.031}_{-0.015}$	$2.232^{+0.033}_{-0.010}$	$2.236^{+0.028}_{-0.004}$		
TUDa $\hbar\Omega=15\text{--}25$ MeV	$2.248^{+0.014}_{-0.015}$	$2.252^{+0.011}_{-0.009}$	$2.250^{+0.010}_{-0.007}$		
ISU all $\hbar\Omega$	2.20 ± 0.11	2.223 ± 0.008	2.226 ± 0.002		
Crossing point	2.210	2.222	2.227		

TABLE I. Extrapolations from different methods for the ground-state energy and point-proton rms radius of ${}^6\text{Li}$, ${}^7\text{Li}$, and ${}^8\text{Li}$ using only information from NCSM calculations in model spaces $N_{\max} \leq \mathcal{N}_{\max}$. The label “all $\hbar\Omega$ ” refers to $\hbar\Omega=10\text{--}30$ MeV with a stepsize of 2.5 MeV. Experimental values are taken from Refs. [38, 39].

As already mentioned, the ISU ANNs give rather large uncertainties in small model spaces, and produce sometimes rather large jumps in either the predicted value or the associated uncertainties. This may be in part caused by the relatively small amount of training data, starting with only 45 input data points at $\mathcal{N}_{\max} = 10$. Indeed, Refs. [16, 17] used about double the number of input data, with 19 different $\hbar\Omega$ values in the range from 8 to 50 MeV at most N_{\max} values. However, per-

forming the NCSM calculations on such an extended range in $\hbar\Omega$ becomes computationally rather expensive, as is also mentioned in connection with the IR extrapolations. Related to this is the fact that for the ISU approach we need input data up to at least $N_{\max} = 10$, but preferably up to $N_{\max} = 12$, before we have sufficient input data to train the ANNs. This means that with a nucleon-nucleon potential we can apply this method for most p -shell nuclei, but once we include three-

nucleon forces, this method is limited to only the lower half of the p -shell, at least with current high-performance computing resources.

A final advantage of the discussed ML approaches is the extension to other observables. The ISU ANNs can directly be applied to any observable, which has already been demonstrated for magnetic dipole and electric quadrupole moments [32]. A direct application of the TUDa ANNs to these observables is challenging due to limited training data, however, this framework has recently been extended to describe electric quadrupole moments [40].

ACKNOWLEDGMENTS

This work is supported by the Deutsche Forschungsgemeinschaft (DFG, German Research Foundation) through the DFG

Sonderforschungsbereich SFB 1245 (Project ID 279384907), the BMBF through Verbundprojekt 05P2024 (ErUM-FSP T07, Contract No. 05P24RDB), and by the U.S. Department of Energy, Office of Science, under Award Numbers DE-SC0023495 (SciDAC5/NUCLEI) and DE-SC0023692. The NCSM calculations for the results presented here were performed at the National Energy Research Scientific Computing Center (NERSC), a DOE Office of Science User Facility supported by the Office of Science of the U.S. Department of Energy under Contract No. DE-AC02-05CH11231, using NERSC awards NP-ERCAP0020944 (2022), NP-ERCAP0023866 (2023), and NP-ERCAP0028672 (2024). Numerical calculations of the training data for the TUDa ANNs have been performed on the LICHTENBERG II cluster at the computing center of the TU Darmstadt.

-
- [1] P. Navrátil, S. Quaglioni, I. Stetcu, and B. Barrett, *Journal of Physics G: Nuclear and Particle Physics* **36**, 083101 (2009).
- [2] B. R. Barrett, P. Navrátil, and J. P. Vary, *Prog. Part. Nucl. Phys.* **69**, 131 (2013).
- [3] H. Hergert, *Frontiers in Physics* **8**, 379 (2020).
- [4] R. Roth, *Physical Review C* **79**, 064324 (2009).
- [5] M. A. Caprio, P. Maris, and J. P. Vary, *Phys. Rev. C* **86**, 034312 (2012).
- [6] A. Tichai, J. Müller, K. Vobig, and R. Roth, *Phys. Rev. C* **99**, 034321 (2019).
- [7] S. K. Bogner, R. J. Furnstahl, P. Maris, R. J. Perry, A. Schwenk, and J. P. Vary, *Nucl. Phys. A* **801**, 21 (2008).
- [8] P. Maris, J. Vary, and A. Shirokov, *Phys. Rev. C* **79**, 014308 (2009).
- [9] E. D. Jurgenson, P. Maris, R. J. Furnstahl, P. Navrátil, W. E. Ormand, and J. P. Vary, *Physical Review C* **87**, 054312 (2013).
- [10] P. Maris, E. Epelbaum, R. Furnstahl, J. Golak, K. Hebeler, T. Hüther, H. Kamada, H. Krebs, U.-G. Meißner, J. Melendez, *et al.*, *Physical Review C* **103**, 054001 (2021).
- [11] R. J. Furnstahl, G. Hagen, and T. Papenbrock, *Phys. Rev. C* **86**, 031301 (2012).
- [12] S. A. Coon, M. I. Avetian, M. K. G. Kruse, U. van Kolck, P. Maris, and J. P. Vary, *Physical Review C* **86**, 054002 (2012).
- [13] S. N. More, A. Ekström, R. J. Furnstahl, G. Hagen, and T. Papenbrock, *Physical Review C* **87**, 044326 (2013).
- [14] R. J. Furnstahl, G. Hagen, T. Papenbrock, and K. A. Wendt, *Journal of Physics G: Nuclear and Particle Physics* **42**, 034032 (2015).
- [15] K. A. Wendt, C. Forssén, T. Papenbrock, and D. Sääf, *Phys. Rev. C* **91**, 061301 (2015).
- [16] G. A. Negoita, G. R. Luecke, J. P. Vary, P. Maris, A. M. Shirokov, I. J. Shin, Y. Kim, E. G. Ng, and C. Yang, in *Computational Tools 2018*, edited by G. R. Luecke and J. L. Mauri (2018) pp. 20 – 28.
- [17] G. A. Negoita, J. P. Vary, G. R. Luecke, P. Maris, A. Shirokov, I. J. Shin, Y. Kim, N. G. Ng, C. Yang, and M. Lockner, *Phys. Rev. C* **99**, 054308 (2019).
- [18] W. G. Jiang, G. Hagen, and T. Papenbrock, *Phys. Rev. C* **100**, 054326 (2019).
- [19] M. Knöll, T. Wolfgruber, M. L. Agel, C. Wenz, and R. Roth, *Physics Letters B* **839**, 137781 (2023).
- [20] T. Wolfgruber, M. Knöll, and R. Roth, *Phys. Rev. C* **110**, 014327 (2024).
- [21] A. Mazur, R. Sharypov, and A. Shirokov, *Moscow University Physics Bulletin* **79**, 318 (2024).
- [22] H. J. Lipkin, *Phys. Rev.* **110**, 1395 (1958).
- [23] M. A. Caprio, A. E. McCoy, and P. J. Fasano, *J. Phys. G* **47**, 122001 (2020).
- [24] P. Maris, M. Sosonkina, J. P. Vary, E. Ng, and C. Yang, *Procedia Computer Science* **1**, 97 (2010), ICCS 2010.
- [25] H. M. Aktulga, C. Yang, E. G. Ng, P. Maris, and J. P. Vary, *Concurrency and Computation: Practice and Experience* **26**, 2631 (2014).
- [26] M. Shao, H. M. Aktulga, C. Yang, E. G. Ng, P. Maris, and J. P. Vary, *Comput. Phys. Commun.* **222**, 1 (2018).
- [27] P. Maris, C. Yang, D. Oryspayev, and B. Cook, *Journal of Computational Science* **59**, 101554 (2022).
- [28] A. M. Shirokov, I. J. Shin, Y. Kim, M. Sosonkina, P. Maris, and J. P. Vary, *Phys. Lett. B* **761**, 87 (2016).
- [29] D. R. Entem and R. Machleidt, *Phys. Lett. B* **524**, 93 (2002).
- [30] D. R. Entem and R. Machleidt, *Phys. Rev. C* **68**, 041001 (2003).
- [31] P. Maris, I. J. Shin, and J. P. Vary, in *6th International Conference Nuclear Theory in the Supercomputing Era* (2019) arXiv:1908.00155 [nucl-th].
- [32] R. McCarty, *Ab Initio Nuclear Structure of Lithium Isotopes With Applications of Deep Learning*, Ph.D. thesis (2024).
- [33] D. R. Entem, R. Machleidt, and Y. Nosyk, *Phys. Rev. C* **96**, 024004 (2017).
- [34] T. Hüther, K. Vobig, K. Hebeler, R. Machleidt, and R. Roth, *Physics Letters B* **808**, 135651 (2020).
- [35] D. Freedman and P. Diaconis, *Zeitschrift für Wahrscheinlichkeitstheorie und verwandte Gebiete* **57**, 453 (1981).
- [36] M. A. Caprio, P. Maris, and J. P. Vary, *Phys. Rev. C* **90**, 034305 (2014).
- [37] M. A. Caprio, P. Maris, and P. J. Fasano, (2024), arXiv:2409.03926 [nucl-th].
- [38] M. Wang, W. J. Huang, F. G. Kondev, G. Audi, and S. Naimi, *Chin. Phys. C* **45**, 030003 (2021).
- [39] I. Angeli and K. P. Marinova, *Atom. Data Nucl. Data Tabl.* **99**, 69 (2013).
- [40] M. Knöll, M. L. Agel, T. Wolfgruber, P. Maris, and R. Roth, (2025), arXiv:2501.08959 [nucl-th].