

# Semiparametric principal stratification analysis beyond monotonicity

Jiaqi Tong<sup>1,4</sup>, Brennan Kahan<sup>2</sup>, Michael O. Harhay<sup>2,3</sup> and Fan Li<sup>1,4,\*</sup>

<sup>1</sup>Department of Biostatistics, Yale University of Public Health, New Haven, Connecticut, USA

<sup>2</sup>MRC Clinical Trials Unit at UCL, Institute of Clinical Trials and Methodology, London, UK

<sup>3</sup>Department of Biostatistics, Epidemiology and Informatics, Perelman School of Medicine, University of Pennsylvania, Philadelphia, PA, USA

<sup>4</sup>Center for Methods in Implementation and Prevention Science, Yale School of Public Health, New Haven, CT, USA

*\*email:* fan.f.li@yale.edu

January 30, 2025

## Abstract

Intercurrent events, common in clinical trials and observational studies, affect the existence or interpretation of final outcomes. Principal stratification addresses these challenges by defining local average treatment effects within latent subpopulations, but often relies on restrictive assumptions such as monotonicity and counterfactual intermediate independence. To address these limitations, we propose a unified semiparametric framework for principal stratification analysis leveraging a margin-free, conditional odds ratio sensitivity parameter. Under principal ignorability, we derive nonparametric identification formulas and develop efficient estimation methods, including a conditionally doubly robust parametric estimator and a de-biased machine learning estimator with data-adaptive nuisance estimators. Simulations show that incorrectly assuming monotonicity can often lead to suboptimal inference, while specifying non-trivial odds ratio sensitivity parameter can enable approximately valid inference under monotonicity. We apply our methods to a critical care trial and further suggest a semiparametric sensitivity analysis approach under violation of principal ignorability.

*Keywords:* Causal inference; efficient influence function; conditional double robustness; odds ratio; sensitivity analysis; intercurrent event.

# 1 Introduction

Intercurrent events are post-treatment events that affect either the interpretation or existence of the final outcome, posing a critical challenge to the analysis of clinical trials and observational studies (Kahan et al., 2024). A typical example of an intercurrent event is truncation by death, where mortality occurring post-randomization can lead to ambiguously defined final outcomes (Rubin, 2006). Direct regression adjustment for an observed intermediate outcome, or an intercurrent event, often fails to produce causally interpretable treatment effects because the intermediate outcome is influenced by assignment. With an intermediate outcome, the principal stratification framework considers the counterfactual intermediate outcomes as a pre-treatment covariate (Frangakis and Rubin, 2002), and defines the principal causal effects as the average treatment effects among subpopulations. The ICH E9 (R1) addendum has recently recognized principal stratification as a viable strategy for addressing intercurrent events in clinical trials (European Medicines Agency, 2020).

Existing methods for principal stratification analysis typically rely on the monotonicity assumption for nonparametric identification of principal causal effects (e.g., Shepherd et al., 2006; Ding and Lu, 2016). In the context of truncation by death, monotonicity implies that individuals who survive under the control condition must survive under the treatment condition and rules out the harmed principal stratum. This assumption, however, is often questionable in the presence of two active treatments. An alternative assumption—the counterfactual intermediate independence—requires the independence between the pair of counterfactual intermediate outcomes given measured covariates (Hayden et al., 2005). While this assumption does not eliminate any principal strata, it is considered unrealistic in practice (Vansteelandt and Lancker, 2024). Roy et al. (2008) introduced a modified monotonicity assumption with two active treatments, and proposed model-based sensitivity analysis approach in the context of noncompliance. However, their approach remains restrictive, as the modified monotonicity assumption may still be difficult to justify. Relaxing monotonicity, Ding and Lu (2016); Jiang et al. (2022) and Cheng et al. (2023) developed bias-corrected principal causal effect estimators with sensitivity functions parameterized by the ratio of strata proportions. Yet, their sensitivity functions have implicitly encoded partial knowledge of the true marginal distribution of the counterfactual intermediate out-

comes. The range of the sensitivity function is hence not margin-free and is constrained by unknown marginal distribution of the intermediate outcome (c.f. Proposition 5 in [Ding and Lu \(2016\)](#)), leading to operational challenges. To this end, an unconstrained margin-free sensitivity analysis framework for principal stratification analysis, which can unify the monotonicity assumption and the counterfactual intermediate independence assumption, is of interest. In fact, these two assumptions are mutually exclusive and have been presented as competing approaches for principal stratification analysis in prior work (e.g., [Isenberg et al., 2024](#)).

In this article, we contribute a margin-free sensitivity framework for conducting semi-parametric principal stratification analysis with a binary intermediate outcome. Our contributions are threefold. First, we introduce an odds ratio sensitivity parameter, possibly covariate-dependent, for the intermediate outcome, offering ease of interpretation and operation. Our odds ratio sensitivity parameter shares a similar purpose with the copula-based sensitivity parameter proposed for handling continuous intermediate outcomes ([Bartolucci and Grilli, 2011](#); [Lu et al., 2023](#)), yet it diverges in a key conceptual dimension (see Remark 2). Second, our framework establishes the semiparametric efficiency theory to unify two competing approaches for principal stratification analysis—that assuming monotonicity and that assuming counterfactual intermediate independence—as two special cases. Under the generalized partial principal ignorability assumption, we derive the efficient influence function (EIF) to motivate a conditionally doubly robust estimator for each principal causal effect, coupled with an assumed odds ratio sensitivity parameter. Our conditionally doubly robust estimator is parameterized by a set of nuisance functions including the propensity score, principal score, and the outcome mean. Given a correctly specified principal score model, the validity of this estimator necessitates correct specification of either the propensity score model or the outcome mean model, but not necessarily both. Interestingly, when the odds ratio parameter converges to infinity, our conditionally doubly robust estimator becomes the triply robust estimator in [Jiang et al. \(2022\)](#) under monotonicity. Third, building on recent advancements in causal machine learning, we develop a nonparametric debiased machine learning estimator where each nuisance function is estimated via data-adaptive machine learners under the cross-fitting scheme ([Chernozhukov et al., 2018](#)). Under mild regularity conditions, we prove that the debiased machine learning estimator maintains root- $n$  consistency, asymptotic linearity, and semiparametric efficiency, even

though each nuisance is estimated under a slower rate of convergence by data-adaptive methods. Through simulations, we explore the finite-sample performance of the proposed estimators under different data-generating processes. Finally, we apply the proposed methods to a critical care intervention trial, where monotonicity is considered questionable due to the comparison of two active interventions.

## 2 Notation and assumptions

We consider a two-arm randomized or observational study with both an intermediate outcome  $D$  and a final outcome  $Y$ . Let  $n$  be the sample size, and for each unit, we observe a data vector  $\mathcal{O} \equiv \{Y, D, Z, \mathbf{X}\}$ , where  $Z$  is the treatment assignment with values 0 and 1 indicating different levels of treatments, and  $\mathbf{X}$  is a vector of pre-treatment covariates. We define  $Y(z)$  and  $D(z)$  as the potential final outcome and potential intermediate outcome that would have been observed under assignment  $z$ , respectively. Under the Stable Unit Treatment Value Assumption, we have  $Y = ZY(1) + (1 - Z)Y(0)$  and  $D = ZD(1) + (1 - Z)D(0)$ . Principal stratification analysis assumes that the joint potential intermediate outcomes, i.e.,  $\{D(0), D(1)\}$ , can be treated as a pre-treatment covariate (Frangakis and Rubin, 2002). We define the principal strata as  $\{D(0), D(1)\} = d_0d_1$  if  $D(0) = d_0$  and  $D(1) = d_1$  with  $d_0, d_1 \in \{0, 1\}$ . For example, under noncompliance,  $\{01, 11, 10, 00\}$  correspond to compliers, always-takers, defiers, and never-takers (Imbens and Angrist, 1994); under truncation by death, these strata correspond to protected, always-survivors, harmed, and never-survivors. The principal causal effects are defined as  $\mu_{d_0d_1} = E\{Y(1) - Y(0) | D(0) = d_0, D(1) = d_1\}$ . For example, the complier average causal effect (CACE) within stratum 01 is often of interest under noncompliance to quantify the treatment efficacy; the survivor average causal effect (SACE) within stratum 11 is a well-defined and interpretable effect when the intermediate outcome is survival status and the interest lies in a final non-mortality outcome (Rubin, 2006). However,  $\mu_{d_0d_1}$  are not identifiable without additional assumptions because  $\{D(0), D(1)\}$  are not fully observable. We make the following two assumptions.

**Assumption 1** (*Treatment ignorability*).  $Z \perp \{D(0), D(1), Y(0), Y(1)\} | \mathbf{X}$ ; furthermore, the propensity score  $\pi(\mathbf{X}) = \Pr(Z = 1 | \mathbf{X})$  is bounded away from 0 and 1.

**Assumption 2** (*Conditional odds ratio*). Defining  $\mathcal{X}$  as the covariate support and  $e_{d_0d_1}(\mathbf{X}) \equiv$

$\Pr(D(0) = d_0, D(1) = d_1 | \mathbf{X})$  as the principal score (Ding and Lu, 2016), there exists a known function  $\theta(\bullet) : \mathcal{X} \rightarrow [0, \infty]$ , such that  $\{e_{11}(\mathbf{X})e_{00}(\mathbf{X})\}/\{e_{10}(\mathbf{X})e_{01}(\mathbf{X})\} = \theta(\mathbf{X})$ .

Assumption 1 is standard to rule out unmeasured confounding, and often holds marginally without  $\mathbf{X}$  in randomized trials. Assumption 2 introduces an odds ratio sensitivity parameter  $\theta(\mathbf{X})$  to quantify the conditional correlation between the counterfactual intermediate outcomes  $\{D(1), D(0)\}$  within each strata defined by covariates. Though  $\theta(\mathbf{X})$  is a cross-world measure and not directly estimable, its magnitude can be interpreted as follows (using truncation by death as an example). That is,  $\theta(\mathbf{X}) > 1$  indicates that, conditional on  $\mathbf{X}$ , knowing that an individual would have survived under  $Z = 0$  implies a higher likelihood of the individual surviving under  $Z = 1$  (i.e.,  $\Pr(D(1) = 1 | D(0) = 1, \mathbf{X}) > \Pr(D(1) = 1 | D(0) = 0, \mathbf{X})$ ), reflecting a positive association; conversely,  $\theta(\mathbf{X}) < 1$  suggests that, conditional on  $\mathbf{X}$ , knowing that an individual would have survived under  $Z = 0$  implies a lower likelihood of the individual surviving under  $Z = 1$  (i.e.,  $\Pr(D(1) = 1 | D(0) = 1, \mathbf{X}) < \Pr(D(1) = 1 | D(0) = 0, \mathbf{X})$ ), reflecting a negative association. Depending on the specification of  $\theta(\mathbf{X})$ , Assumption 2 includes monotonicity and counterfactual intermediate independence as two special cases. First, we can show  $D(1) \perp D(0) | \mathbf{X}$  under  $\theta(\mathbf{X}) = 1$ , in which case the counterfactual intermediate independence holds (Hayden et al., 2005).

Next, we address monotonicity and assume  $\theta$  as a constant map to simplify the discussion. It is clear that  $\theta \rightarrow \infty$  if  $e_{10}(\mathbf{X}) = 0$  or  $e_{01}(\mathbf{X}) = 0$  for all  $\mathbf{X} \in \mathcal{X}$ . However,  $\theta \rightarrow \infty$  alone is not sufficient to characterize monotonicity. As a counterexample, monotonicity fails when  $\theta \rightarrow \infty$  if  $e_{10}(\mathbf{X}) = 0$  for  $\mathbf{X} \in \mathcal{X}_1$  and  $e_{01}(\mathbf{X}) = 0$  for  $\mathbf{X} \in \mathcal{X}_2$ , where  $\mathcal{X}_1$  and  $\mathcal{X}_2$  form a non-empty partition of  $\mathcal{X}$ . Assuming that at most one principal stratum is empty, one can show that  $\theta \rightarrow \infty$  and  $p_1(\mathbf{X}) > p_0(\mathbf{X})$  for all  $\mathbf{X} \in \mathcal{X}$  are sufficient and necessary conditions to characterize monotonicity given by  $D(1) \geq D(0)$ , where  $p_z(\mathbf{X}) = E(D | \mathbf{X}, Z = z)$ ; we refer to  $p_z(\mathbf{X})$  as the principal score following Jiang et al. (2022). Finally, the definition of  $\theta$  allows for division by zero if  $e_{z,1-z}(\mathbf{X}) = 0$  by setting  $\theta(\mathbf{X}) \rightarrow \infty$ . Consequently,  $\theta$  takes values in  $[0, \infty]$ . However, certain degenerate cases, such as strong monotonicity (Ding and Lu, 2016), warrant careful consideration (see Section 8 in the Supplementary Material for a discussion).

Using odds ratio as a sensitivity parameter dates back to Shepherd et al. (2011), who developed a model-based sensitivity analysis framework with a constant log odds ratio

parameter to study principal causal effects without monotonicity. A slight difference in our Assumption 2 is that we have introduced a conditional odds ratio as a function of covariates, which we will use in our subsequent development of semiparametric efficient estimators for the principal causal effects. In general, the motivation for pursuing odds ratio is twofold. First, the odds ratio parameter is widely reported in epidemiology and biomedical research, making it a familiar and interpretable quantity for practitioners. Second, different from existing sensitivity analysis methods in Ding and Lu (2016) and Jiang et al. (2022), the parametrization using odds ratio is margin-free, indicating that the  $\theta(\mathbf{X})$  is variation independent of the true margins, as long as the margins are strictly positive.

*Remark 1 (Distinction from copula).* With a continuous intermediate outcome, a copula approach has been introduced in the principal stratification literature to develop a flexible margin-free sensitivity analysis (Bartolucci and Grilli, 2011; Jiang and Ding, 2021; Lu et al., 2023). However, the copula approach has faced criticism for its inability to extend the sound theoretical framework established for continuous data to the discrete case (Genest and Nešlehová, 2007). Briefly, the Sklar’s theorem, a fundamental result of the copula approach, fails to ensure the uniqueness of the copula function for discrete data, leading to inconsistencies where the link function represents a subcopula (identifiable only on the jumps) rather than a copula (Nelsen, 2006). Without relying on Sklar’s theorem, the odds ratio has been justified as the unique margin-free parametrization option (up to one-to-one mapping; cf. Theorem 6.3 in Rudas (2018)), and hence is a natural and preferred sensitivity parameter to represent the association between the binary potential intermediate outcomes.

**Assumption 3** (*Principal ignorability*).

$$\mathfrak{3}(a): D(0) \perp Y(1)|D(1) = 1, \mathbf{X};$$

$$\mathfrak{3}(b): D(0) \perp Y(1)|D(1) = 0, \mathbf{X};$$

$$\mathfrak{3}(c): D(1) \perp Y(0)|D(0) = 1, \mathbf{X};$$

$$\mathfrak{3}(d): D(1) \perp Y(0)|D(0) = 0, \mathbf{X}.$$

Assumption 3 assumes cross-world independence between  $D(z)$  and  $Y(1-z)$ , conditional on  $D(1-z) = z'$  and baseline covariates, where  $z, z' \in \{0, 1\}$ . Under truncation by death, for example, Assumption 3(a) indicates that, among those who would have survived under condition  $Z = 1$ , the potential outcome under  $Z = 1$  is conditionally independent of

survival status under condition  $Z = 0$  given the measured covariates. It is important to note that, with Assumptions 1 and 2, we only need two conditional exchangeability conditions to point identify a single PCE: 3(a) and 3(d) for the CACE, 3(a) and 3(c) for the SACE, 3(b) and 3(d) for the PCE among never-takers, and 3(b) and 3(c) for the PCE among defiers. We notice that a subset of these combinations has also been explored previously. For example, under monotonicity such that  $D(1) \geq D(0)$ , 3(a) and the combination of 3(a) and 3(c) are known as partial principal ignorability (PPI) and Strong Partial Principal Ignorability (SPPI), respectively; Zehavi and Nevo (2023) showed that PPI, along with monotonicity, implies SPPI. In addition, 3(d) and the combination of 3(a) and 3(d) are referred to as principal ignorability under one-sided non-compliance and two-sided non-compliance, respectively (Feller et al., 2017), and the same terminology is used for general principal score methods (Ding and Lu, 2016; Jiang et al., 2022). With counterfactual intermediate independence, a combination of 3(a) and 3(d) is referred to as explainable nonrandom noncompliance (Robins, 1998), while a combination of 3(a) and 3(c) is referred to as explainable nonrandom survival (Hayden et al., 2005). For simplicity, we broadly refer to the collection of conditional exchangeability conditions in Assumption 3 as principal ignorability, with an important caveat that point identification of each single PCE requires only two of the four conditions.

### 3 Point identification, doubly robust and locally efficient estimation

To simplify the presentation, in what follows, we primarily focus on the SACE estimand, and leave the complete results for the remaining principal causal effects to Section 10 of the Supplementary Material. In the context of truncation by death, a scientifically meaningful and interpretable causal estimand is the SACE (Hayden et al., 2005), defined within the subgroup of individuals who would survive regardless of treatment assignment. Formally, the SACE estimand is defined as  $\mu_{11} = \mu_{11}^1 - \mu_{11}^0$ , where for  $z \in \{0, 1\}$ ,

$$\mu_{11}^z = E\{Y(z)|D(0) = D(1) = 1\} = \frac{E\{D(0)D(1)Y(z)\}}{E\{D(0)D(1)\}},$$

which is identifiable under Assumptions 1, 2 and 3(a) and 3(c), as explained below.

### 3.1 Weighting and outcome regression estimators

Define  $m_{zd}(\mathbf{X}) = E(Y|Z = z, D = d, \mathbf{X})$ ,  $z, d \in \{0, 1\}$  as the mean of the non-mortality outcome conditional on the treatment assignment, the survival status, and covariates. For  $\theta(\mathbf{X}) \neq 1$  almost surely, we show in the Supplementary Material Section 11 that  $\mu_{11}$  is point identifiable with

$$\mu_{11} = \frac{E\{e_{11}(\mathbf{X})ZDY/[\pi(\mathbf{X})p_1(\mathbf{X})]\}}{E\{e_{11}(\mathbf{X})ZD/[\pi(\mathbf{X})p_1(\mathbf{X})]\}} - \frac{E\{e_{11}(\mathbf{X})(1-Z)DY/[(1-\pi(\mathbf{X}))p_0(\mathbf{X})]\}}{E\{e_{11}(\mathbf{X})(1-Z)D/[(1-\pi(\mathbf{X}))p_0(\mathbf{X})]\}}, \quad (1)$$

and, equivalently, with

$$\mu_{11} = \frac{E\{e_{11}(\mathbf{X})(m_{11}(\mathbf{X}) - m_{01}(\mathbf{X}))\}}{E\{e_{11}(\mathbf{X})\}}, \quad (2)$$

where

$$e_{11}(\mathbf{X}) = \frac{1 + (\theta(\mathbf{X}) - 1)(p_0(\mathbf{X}) + p_1(\mathbf{X})) - \sqrt{\delta(\mathbf{X})}}{2(\theta(\mathbf{X}) - 1)},$$

$$\delta(\mathbf{X}) = [1 + (\theta(\mathbf{X}) - 1)(p_0(\mathbf{X}) + p_1(\mathbf{X}))]^2 - 4\theta(\mathbf{X})(\theta(\mathbf{X}) - 1)p_0(\mathbf{X})p_1(\mathbf{X}).$$

Here, the principal score  $e_{11}(\mathbf{X})$  is a function of  $\{p_0(\mathbf{X}), p_1(\mathbf{X}), \theta(\mathbf{X})\}$  through a complex function  $\delta(\mathbf{X})$  of these parameters. We write  $\mu_{11}(\theta)$  to explicitly acknowledge the dependence on the conditional odds ratio sensitivity function  $\theta(\mathbf{X})$  whenever necessary, and one can show that  $\mu_{11}(\infty) \equiv \lim_{\theta \rightarrow \infty} \mu_{11}(\theta)$  exists. Note that (1) is undefined when  $\Pr(\theta(\mathbf{X}) = 1) \neq 0$ . To address this undefined case,  $\mu_{11}(1)$  can be obtained using  $e_{11}(\mathbf{X}) = p_0(\mathbf{X})p_1(\mathbf{X})$  for  $\theta(\mathbf{X}) = 1$ . Thus, one can set  $e_{11}(\mathbf{X}) = p_0(\mathbf{X})p_1(\mathbf{X})$  whenever  $\theta(\mathbf{X}) = 1$  for some  $\mathbf{X} \in \mathcal{X}$ . We omit a separate formulation for  $\theta(\mathbf{X}) = 1$  because  $\mu_{11}(1)$  is a removable discontinuity by noting that  $\lim_{\theta \rightarrow 1} \mu_{11}(\theta) = \mu_{11}(1)$ . Our weighting-based identification nests those in the prior literature as special cases. First, an empirical version of  $\mu_{11}(1)$  in (1) coincides with the weighting estimator in [Hayden et al. \(2005\)](#), which is derived under counterfactual intermediate independence; Second,  $\mu_{11}(\infty)$  under the constraint  $p_1(\mathbf{X}) > p_0(\mathbf{X})$  coincides with Theorem 1(a) and (c) in [Jiang et al. \(2022\)](#), which are derived under monotonicity.

To proceed with estimation, we assume parametric working models for the propensity score,  $\pi(\mathbf{X}; \boldsymbol{\alpha})$ , the principal score,  $p_z(\mathbf{X}; \boldsymbol{\beta}_z)$ , and the outcome mean,  $m_{zd}(\mathbf{X}) = m_{zd}(\mathbf{X}; \boldsymbol{\gamma}_{zd})$ , depending on finite-dimensional vectors of parameters  $\boldsymbol{\alpha}$ ,  $\boldsymbol{\beta}_z$ , and  $\boldsymbol{\gamma}_{zd}$ , respectively. For instance, logistic regression models are commonly employed for binary outcomes, while linear regression models are typically used for continuous outcomes. We denote the



plug-in maximum likelihood estimates of the propensity score, the principal score, and the outcome mean as,  $\hat{\pi}(\mathbf{X}) = \pi(\mathbf{X}; \hat{\boldsymbol{\alpha}})$ ,  $\hat{p}_z(\mathbf{X}) = p_z(\mathbf{X}; \hat{\boldsymbol{\beta}}_z)$ , and  $\hat{m}_{zd}(\mathbf{X}) = m_{zd}(\mathbf{X}; \hat{\boldsymbol{\gamma}}_{zd})$ , respectively. Based on the identification conditions in (1) and (2), we propose the following weighting and outcome regression estimators using the empirical counterparts,

$$\begin{aligned}\hat{\mu}_{11}^{\text{WT}} &= \frac{\mathbb{P}_n \{ \hat{e}_{11}(\mathbf{X}) Z D Y / [\hat{\pi}(\mathbf{X}) \hat{p}_1(\mathbf{X})] \}}{\mathbb{P}_n \{ \hat{e}_{11}(\mathbf{X}) Z D / [\hat{\pi}(\mathbf{X}) \hat{p}_1(\mathbf{X})] \}} - \frac{\mathbb{P}_n \{ \hat{e}_{11}(\mathbf{X}) (1 - Z) D Y / [(1 - \hat{\pi}(\mathbf{X})) \hat{p}_0(\mathbf{X})] \}}{\mathbb{P}_n \{ \hat{e}_{11}(\mathbf{X}) (1 - Z) D / [(1 - \hat{\pi}(\mathbf{X})) \hat{p}_0(\mathbf{X})] \}}, \\ \hat{\mu}_{11}^{\text{OR}} &= \frac{\mathbb{P} \{ \hat{e}_{11}(\mathbf{X}) (\hat{m}_{11}(\mathbf{X}) - \hat{m}_{01}(\mathbf{X})) \}}{\mathbb{P} \{ \hat{e}_{11}(\mathbf{X}) \}},\end{aligned}$$

where  $\hat{e}_{11}(\mathbf{X})$  is obtained by replacing  $p_z(\mathbf{X})$  with  $\hat{p}_z(\mathbf{X})$  in  $e_{11}(\mathbf{X})$  and  $\mathbb{P}_n$  is the empirical measure, i.e.,  $\mathbb{P}_n \{V\} = n^{-1} \sum_{i=1}^n V_i$  for a random variable  $V$ . Clearly, for any given  $\theta(\mathbf{X})$ ,  $\hat{\mu}_{11}^{\text{WT}}$  and  $\hat{\mu}_{11}^{\text{OR}}$  are consistent if the corresponding working models are correctly specified. To compute interval estimates, we propose the robust sandwich variance estimator due to its lower computational cost compared to the non-parametric bootstrap; the details for variance estimation can be found in Supplementary Material Section 9.

### 3.2 A conditionally doubly robust and locally efficient estimator

The weighting estimator, although simple, is not optimally efficient. On the other hand, the outcome regression estimator requires both the principal score and conditional mean models to be correct for consistent estimation of  $\mu_{11}$ . To improve efficiency and robustness, we derive the efficient influence function (EIF) within the semiparametric efficiency framework and use the EIF to construct an efficient conditionally doubly robust estimator (Bickel et al., 1993). To facilitate the derivation of EIF, we define the following random function of the observed data vector  $\mathcal{O}$ , for  $z \in \{0, 1\}$ ,

$$\psi_{F(Y, D, \mathbf{X}), z} = \frac{\mathbf{1}(Z = z) \left\{ F(Y, D, \mathbf{X}) - E\{F(Y, D, \mathbf{X}) | Z = z, \mathbf{X}\} \right\}}{\Pr(Z = z | \mathbf{X})} + E\{F(Y, D, \mathbf{X}) | Z = z, \mathbf{X}\},$$

where  $\mathbf{1}(\bullet)$  is the indicator function. Specifically,  $\psi_{D, z}$  and  $\psi_{YD, z}$  are used to construct the EIF with the following explicit expressions

$$\begin{aligned}\psi_{D, z} &= \frac{\mathbf{1}(Z = z)}{\Pr(Z = z | \mathbf{X})} \{D - p_z(\mathbf{X})\} + p_z(\mathbf{X}), \\ \psi_{YD, z} &= \frac{\mathbf{1}(Z = z)}{\Pr(Z = z | \mathbf{X})} \{YD - m_{z1}(\mathbf{X})p_z(\mathbf{X})\} + m_{z1}(\mathbf{X})p_z(\mathbf{X}).\end{aligned}$$

Theorem 1 below characterizes the nonparametric EIF.

**Theorem 1** (*Efficient influence function*). *The nonparametric EIF for  $\mu_{11}$  is  $\varphi_{11}(\mathcal{O}|\theta) = E\{e_{11}(\mathbf{X})\}^{-1} \{\xi_{11}^1(\mathcal{O}) - \xi_{11}^0(\mathcal{O})\}$ , where  $\xi_{11}^z(\mathcal{O}) = \omega_{11}^z(\mathcal{O}) - \mu_{11}^z \tau_{11}(\mathcal{O})$  and*

$$\begin{aligned}\tau_{11}(\mathcal{O}) &= e_{11}(\mathbf{X}) + \frac{\theta(\mathbf{X}) - 1}{\sqrt{\delta(\mathbf{X})}} \sum_{z=0}^1 (\psi_{D,z} - p_z(\mathbf{X})) \left( \frac{\theta(\mathbf{X}) p_{1-z}(\mathbf{X})}{\theta(\mathbf{X}) - 1} - e_{11}(\mathbf{X}) \right), \\ \omega_{11}^z(\mathcal{O}) &= \frac{e_{11}(\mathbf{X})}{p_z(\mathbf{X})} (\psi_{YD,z} - m_{z1}(\mathbf{X}) \psi_{D,z}) + \tau_{11}(\mathcal{O}) m_{z1}(\mathbf{X}), \quad z \in \{0, 1\}.\end{aligned}$$

Assuming the sensitivity parameter  $\theta$  is independent of covariates, we can treat  $\varphi_{11}(\mathcal{O}|\theta)$  as a map of  $\theta$  from the extended non-negative real line  $[0, \infty]$  to the space of efficient influence functions. By the L'Hôpital's rule,  $\lim_{\theta \rightarrow \infty} \varphi_{11}(\mathcal{O}|\theta)$  and  $\lim_{\theta \rightarrow 1} \varphi_{11}(\mathcal{O}|\theta)$  (limit is evaluated by treating  $\varphi_{11}(\mathcal{O}|\theta)$  as a real number given realizations of  $\mathcal{O}$ ) exist and we denote them as  $\varphi_{11}(\mathcal{O}|\infty)$  and  $\varphi_{11}(\mathcal{O}|1)$ , respectively. On closer inspection,  $\varphi_{11}(\mathcal{O}|\infty)$  shares the same expression as  $\phi_{11}$  in Theorem 2 of [Jiang et al. \(2022\)](#), provided that  $p_1(\mathbf{X}) > p_0(\mathbf{X})$  with probability one. Second, under counterfactual intermediate independence, the EIF for  $\mu_{11}$  simplifies to

$$\begin{aligned}\varphi_{11}(\mathcal{O}|1) &= E\{p_0(\mathbf{X})p_1(\mathbf{X})\}^{-1} \{(\psi_{D,0} - p_0(\mathbf{X}))p_1(\mathbf{X})(m_{11}(\mathbf{X}) - \mu_{11}^1) + p_0(\mathbf{X})(\psi_{YD,1} - \mu_{11}^1\psi_{D,1}) \\ &\quad - (\psi_{D,1} - p_1(\mathbf{X}))p_0(\mathbf{X})(m_{01}(\mathbf{X}) - \mu_{11}^0) - p_1(\mathbf{X})(\psi_{YD,0} - \mu_{11}^0\psi_{D,0})\}.\end{aligned}$$

That is, the variance of the EIF  $\varphi_{11}(\mathcal{O}|1)$  represents the semiparametric variance lower bound for estimating SACE under counterfactual intermediate independence, and the estimator we construct below can lead to an improved estimator over the simple weighting estimator proposed by [Hayden et al. \(2005\)](#).

We consider solving the estimating equations of the form  $\mathbb{P}_n\{\xi_{11}^1(\mathcal{O}; \hat{\alpha}, \hat{\beta}_0, \hat{\beta}_1, \hat{\gamma}_{11}) - \xi_{11}^0(\mathcal{O}; \hat{\alpha}, \hat{\beta}_0, \hat{\beta}_1, \hat{\gamma}_{01})\} = 0$ , which yields an EIF-motivated estimator for the SACE:

$$\hat{\mu}_{11}^{\text{CDR}} = \frac{\mathbb{P}_n\{\hat{\omega}_{11}^1(\mathcal{O}) - \hat{\omega}_{11}^0(\mathcal{O})\}}{\mathbb{P}_n\{\hat{\tau}_{11}(\mathcal{O})\}},$$

where  $\{\hat{\tau}_{11}(\mathcal{O}), \hat{\omega}_{11}^1(\mathcal{O}), \hat{\omega}_{11}^0(\mathcal{O})\}$  represent the fitted values of  $\{\tau_{11}(\mathcal{O}), \omega_{11}^1(\mathcal{O}), \omega_{11}^0(\mathcal{O})\}$  based on parametric working models. For instance,  $\hat{\tau}_{11}(\mathcal{O})$  is derived by substituting  $\{p_0(\mathbf{X}), p_1(\mathbf{X})\}$  with  $\{\hat{p}_0(\mathbf{X}), \hat{p}_1(\mathbf{X})\}$ , where  $\hat{p}_z(\mathbf{X})$  represents the plug-in estimate of  $p_z(\mathbf{X})$  obtained via logistic regression. In Supplementary Material Section 9, we provide details of using a robust sandwich variance estimator for obtaining standard error and interval estimates. To examine the robustness properties of  $\hat{\mu}_{11}^{\text{CDR}}$  more generally, we say that the propensity score model is correctly specified if it is under  $\mathcal{M}_\pi$ ; the principal score model  $p_z(\mathbf{X}; \beta_z)$

is correctly specified if it is under  $\mathcal{M}_p^z$ ; the outcome mean model  $m_{zd}(\mathbf{X}; \gamma_{zd})$  is correctly specified if it is under  $\mathcal{M}_m^{zd}$ . In addition, both the propensity score model and the principal score model  $p_z(\mathbf{X}; \beta_z)$  are correctly specified if it is under  $\mathcal{M}_\pi \cap \mathcal{M}_p^z$ , and so on. Denote  $\alpha^*, \beta_z^*, \gamma_{zd}^*$  as the probability limits of  $\hat{\alpha}, \hat{\beta}_z, \hat{\gamma}_{zd}$ , respectively. Then  $\pi(\mathbf{X}; \alpha^*) = \pi(\mathbf{X})$  under  $\mathcal{M}_\pi$ ;  $p_z(\mathbf{X}; \beta_z^*) = p_z(\mathbf{X})$  under  $\mathcal{M}_p^z$ ;  $m_{zd}(\mathbf{X}; \gamma_{zd}^*) = m_{zd}(\mathbf{X})$  under  $\mathcal{M}_m^{zd}$ .

**Theorem 2** (*Conditionally doubly robustness and local efficiency*). *If  $\{\pi(\mathbf{X}; \hat{\alpha}), \pi(\mathbf{X}; \alpha^*), p_z(\mathbf{X}; \hat{\beta}_z), p_z(\mathbf{X}; \beta_z^*), z \in \{0, 1\}\}$  are uniformly bounded and additional regularity conditions for the smoothness of the estimating functions hold, then  $\hat{\mu}_{11}^{CDR}$  is consistent and asymptotically normal under either  $\mathcal{M}_\pi \cap \mathcal{M}_p^0 \cap \mathcal{M}_p^1$  or  $\mathcal{M}_p^0 \cap \mathcal{M}_p^1 \cap \mathcal{M}_m^{01} \cap \mathcal{M}_m^{11}$ . Furthermore,  $\hat{\mu}_{11}^{CDR}$  achieves the semiparametric efficiency lower bound,  $E\{\varphi_{11}(\mathcal{O}|\theta)^2\}$ , and is asymptotically linear with the influence curve given by  $\varphi_{11}(\mathcal{O}|\theta)$  under  $\mathcal{M}_\pi \cap \mathcal{M}_p^0 \cap \mathcal{M}_p^1 \cap \mathcal{M}_m^{01} \cap \mathcal{M}_m^{11}$ .*

Theorem 2 states that  $\hat{\mu}_{11}^{CDR}$  is conditionally doubly robust, requiring either the propensity score model or the outcome mean model to be correctly specified, as long as the principal score model is correctly specified. This is consistent with the intuition that the principal score models play a pivotal role in recovering the joint probability mass from correlated counterfactual intermediate outcomes. In two special limiting cases, the robustness properties diverge, and we summarize those properties below.

*Remark 2* (*Robustness properties under limiting cases*). Under counterfactual intermediate independence such that  $\theta(\mathbf{X}) = 1$ ,  $\hat{\mu}_{11}^{CDR}$  is quadruply robust and consistent under either  $\mathcal{M}_\pi \cap \mathcal{M}_p^0 \cap \mathcal{M}_p^1$  or  $\mathcal{M}_p^0 \cap \mathcal{M}_p^1 \cap \mathcal{M}_m^{01} \cap \mathcal{M}_m^{11}$  or  $\mathcal{M}_\pi \cap \mathcal{M}_p^0 \cap \mathcal{M}_m^{01}$  or  $\mathcal{M}_\pi \cap \mathcal{M}_p^1 \cap \mathcal{M}_m^{11}$ ; under monotonicity such that  $\theta(\mathbf{X}) = \infty$ ,  $\hat{\mu}_{11}^{CDR}$  is triply robust as it is consistent either  $\mathcal{M}_\pi \cap \mathcal{M}_p^0 \cap \mathcal{M}_p^1$  or  $\mathcal{M}_p^0 \cap \mathcal{M}_p^1 \cap \mathcal{M}_m^{01} \cap \mathcal{M}_m^{11}$  or  $\mathcal{M}_\pi \cap \mathcal{M}_m^{01} \cap \mathcal{M}_m^{11}$ ; this latter property was studied in Jiang et al. (2022).

### 3.3 De-biased machine learning estimator

Although the proposed conditionally doubly robust estimator provides some protection against working model misspecification, it may still be biased when all working models are misspecified, even though the sensitivity parameter  $\theta(\mathbf{X})$  is correctly specified. A naive data-adaptive machine learning approach to estimating the nuisance functions also suffers from a slower convergence rate compared to the parametric approach. The de-biased machine learning approach provides an effective pathway to integrate data-adaptive machine

learners by leveraging the advantages of the previously derived EIFs (Chernozhukov et al., 2018). Specifically, we consider the cross-fitting scheme to implement the EIF-motivated estimator for SACE (Chernozhukov et al., 2018), which offers two advantages: (i) it requires weaker regularity conditions, and (ii) it allows the use of more commonly employed machine learning estimators, such as lasso or random forests. We randomly split the sample into  $K$  independent subgroups, and define  $F_i$  as a categorical random variable taking values in  $\{1, \dots, K\}$  representing the subgroup membership with  $\Pr(F_i = k) = K^{-1}$ . In practice, a reasonable choice of  $K$  should satisfy  $n/K \geq 100$ . Let  $\mathcal{V}^k$  be the collection of observed data in  $k$ -th subgroup, i.e.,  $\mathcal{V}^k = \{\mathcal{O}_i : F_i = k\}$ , and  $n_k = \sum_{i=1}^n \mathbf{1}(F_i = k)$  be the sample size of  $\mathcal{V}^k$ . Notably, the distribution of  $F_i$  does not impact the validity of the methods discussed in this section, as long as  $n_k/n = 1/K + o_{\mathbb{P}}(1)$  and  $K$  is finite, and subsequently, one might consider using a deterministic splitting (e.g., nearly equal sample splitting stratified by  $Z$  and  $D$ ) to avoid the imbalanced subgroups when the sample size is limited. For each subgroup  $k$ , we consider estimating all nuisance functions used to construct  $\hat{\mu}_{11}^{\text{CDR}}$ , i.e.,  $\Gamma(\mathbf{X}) \equiv [\pi(\mathbf{X}), p_0(\mathbf{X}), p_1(\mathbf{X}), m_{01}(\mathbf{X}), m_{11}(\mathbf{X})]$ , using the training sample  $\mathcal{V}^{-k} \equiv \{\mathcal{O}_i : F_i \neq k\}$  ( $\mathcal{V}^k$  and  $\mathcal{V}^{-k}$  are disjoint samples) by data-adaptive machine learning approaches with convergence rate  $n^{1/4}$  in  $L_2(\mathbb{P})$ -norm, and denote the resulting estimated nuisance functions as,  $\hat{\Gamma}^k(\mathbf{X}) \equiv [\hat{\pi}^k(\mathbf{X}), \hat{p}_0^k(\mathbf{X}), \hat{p}_1^k(\mathbf{X}), \hat{m}_{01}^k(\mathbf{X}), \hat{m}_{11}^k(\mathbf{X})]$ . For example,  $\|\hat{\pi}^k(\mathbf{X}) - \pi(\mathbf{X})\|_2 = o_{\mathbb{P}}(n^{-1/4})$  can be achieved by numerous well-studied modern machine learning estimators, such as neural networks (Farrell et al., 2021). For each validation sample  $\mathcal{V}^k$  and the corresponding empirical measure,  $\mathbb{P}_k(V) \equiv n_k^{-1} \sum_{i=1}^n \mathbf{1}(F_i = k) V_i$ , we define  $\hat{\omega}_{11}^{z,k} = \mathbb{P}_k \left\{ \omega_{11}^z(\mathcal{O}; \hat{\Gamma}^k(\mathbf{X})) \right\}, z \in \{0, 1\}$  and  $\hat{\tau}_{11}^k = \mathbb{P}_k \left\{ \tau_{11}(\mathcal{O}; \hat{\Gamma}^k(\mathbf{X})) \right\}$ . Here,  $\hat{\omega}_{11}^{1,k} - \hat{\omega}_{11}^{0,k}$  and  $\hat{\tau}_{11}^k$  are the one-step estimators of  $E\{e_{11}(\mathbf{X})(m_{11}(\mathbf{X}) - m_{01}(\mathbf{X}))\}$  and  $E\{e_{11}(\mathbf{X})\}$ , respectively, based on  $\hat{\Gamma}^k(\mathbf{X})$  and  $\mathcal{V}^k$ . Roughly speaking, we use the validation sample to estimate the numerator and denominator of the SACE separately, based on their respective EIFs, after obtaining the estimated nuisance functions from the training sample. Finally, we compute the weighted averages across each validation sample and take their ratio to obtain the *de-biased machine learning estimator* for  $\mu_{11}$ , which can be formally defined as:

$$\hat{\mu}_{11}^{\text{ML}} = \frac{\sum_{i=1}^K n_k \left( \hat{\omega}_{11}^{1,k} - \hat{\omega}_{11}^{0,k} \right)}{\sum_{i=1}^K n_k \hat{\tau}_{11}^k}.$$

Theorem 3 below shows that  $\hat{\mu}_{11}^{\text{ML}}$  is  $\sqrt{n}$ -consistent, asymptotically normal and efficient under mild regularity conditions.

**Theorem 3** (*Asymptotic property of de-biased machine learning*). Suppose  $\inf_{\mathbf{X} \in \mathcal{X}} \theta(\mathbf{X}) > 0$  and the following regularity conditions hold for some constants  $\epsilon_1 \in (0, 1/2]$  and  $\epsilon_2 > 0$ : (1)  $\epsilon_1 \leq \{\pi(\mathbf{X}), p_0(\mathbf{X}), p_1(\mathbf{X}), \hat{\pi}^k(\mathbf{X}), \hat{p}_0^k(\mathbf{X}), \hat{p}_1^k(\mathbf{X})\} \leq 1 - \epsilon_1$  for  $\forall 1 \leq k \leq K$ , almost surely; (2) For  $z \in \{0, 1\}$ ,  $\left\{ \max_{1 \leq k \leq K} \|\hat{\pi}^k(\mathbf{X}) - \pi(\mathbf{X})\|_2, \max_{1 \leq k \leq K} \|\hat{p}_z^k(\mathbf{X}) - p_z(\mathbf{X})\|_2, \max_{1 \leq k \leq K} \|\hat{m}_{z1}^k(\mathbf{X}) - m_{z1}(\mathbf{X})\|_2 \right\} = o_{\mathbb{P}}(n^{-1/4})$ ; (3)  $E\{(Y - m_{z1}(\mathbf{X}))^2 | \mathbf{X}, Z = z, D = 1\} \leq \epsilon_2, z \in \{0, 1\}$ , almost surely; (4) For  $z, z' \in \{0, 1\}$ ,  $\max_{1 \leq k \leq K} \|(\hat{\pi}^k(\mathbf{X}) - \pi(\mathbf{X}))m_{z'1}(\mathbf{X})\|_2 = o_{\mathbb{P}}(1)$  and  $\max_{1 \leq k \leq K} \|(\hat{p}_z^k(\mathbf{X}) - p_z(\mathbf{X}))m_{z'1}(\mathbf{X})\|_2 = o_{\mathbb{P}}(n^{-1/4})$ ; (5)  $\inf_{\mathbf{X} \in \mathcal{X}^*} |\theta(\mathbf{X}) - 1| > 0$ , where  $\mathcal{X}^* = \{\mathbf{X} \in \mathcal{X} : \theta(\mathbf{X}) \neq 1\}$ , then  $\hat{\mu}_{11}^{ML} - \mu_{11} = \mathbb{P}_n\{\varphi_{11}(\mathcal{O}|\theta)\} + o_{\mathbb{P}}(n^{-1/2})$ , which implies that  $\hat{\mu}_{11}^{ML}$  is  $\sqrt{n}$ -consistent and asymptotically linear. Additionally,  $\hat{\mu}_{11}^{ML}$  is asymptotic normal and semiparametric efficient with  $\sqrt{n}(\hat{\mu}_{11}^{ML} - \mu_{11}) \xrightarrow{D} \mathcal{N}(0, E\{\varphi_{11}(\mathcal{O}|\theta)^2\})$ , provided that the efficiency lower bound exists such that  $E\{\varphi_{11}(\mathcal{O}|\theta)^2\} < \infty$ .

Theorem 3 excludes the degenerate case when  $\Pr(\theta(\mathbf{X}) = 0) > 0$ , as the additional regularity condition is required for bounding  $\delta(\mathbf{X})$  and  $\hat{\delta}^k(\mathbf{X}) \equiv \delta(\mathbf{X}; \hat{p}_0^k(\mathbf{X}), \hat{p}_1^k(\mathbf{X}))$  from below (see condition (23) in the Supplementary Material). Regularity condition (1) requires that the propensity score and principal score functions be uniformly bounded (the boundedness of  $p_z(\mathbf{X})$  can be dropped under  $\theta = 1$ ). Regularity conditions (2) and (4) specify the quality requirements for the estimators of the nuisance functions, where regularity condition (4) can be replaced by a stronger (though unrealistic if the support of covariates is unbounded) assumption that  $m_{z1}(\mathbf{X})$  are uniformly bounded. Regularity condition (5) states that  $\theta(\mathbf{X})$  may attain a value of 1 but cannot be arbitrarily close to 1. Finally, regularity condition (3) specifies that  $m_{z1}(\mathbf{X})$  must have finite variance. Moreover, Theorem 2 and Theorem 3 imply that  $\hat{\mu}_{11}^{ML}$  and  $\hat{\mu}_{11}^{CDR}$  are asymptotically equivalent under correctly specified working models. Finally, for inference, we construct a consistent cross-fitted variance estimator:

$$\widehat{\mathbb{V}}(\hat{\mu}_{11}^{ML}) \equiv \frac{1}{n} \sum_{k=1}^K \frac{n_k}{[\hat{\tau}_{11}^k]^2} \mathbb{P}_k \left\{ \left[ \xi_{11}^1(\mathcal{O}; \hat{\Gamma}_k(\mathbf{X}), \hat{\mu}_{11}^{1,k}) - \xi_{11}^0(\mathcal{O}; \hat{\Gamma}_k(\mathbf{X}), \hat{\mu}_{11}^{0,k}) \right]^2 \right\},$$

where  $\hat{\mu}_{11}^{z,k} = \hat{\omega}_{11}^{z,k} / \hat{\tau}_{11}^k$ . Here,  $\widehat{\mathbb{V}}(\hat{\mu}_{11}^{ML})$  is essentially a weighted average of the  $K$ -empirical versions of  $E\{\varphi_{11}(\mathcal{O}|\theta)^2\}$  using  $\Gamma^k(\mathbf{X})$  and  $\hat{\mu}_{11}^{z,k}$  and its consistency is shown in Section 15 of the Supplementary Material. Thus, the asymptotic variance for  $\hat{\mu}_{11}^{ML}$  is given by  $n^{-1}\widehat{\mathbb{V}}(\hat{\mu}_{11}^{ML})$ , based on which one can construct a normality-based confidence interval estimator.

## 4 Simulation study

### 4.1 Simulation design

We conduct a simulation study to study the performance characteristics of the proposed methods. Specifically, our central messages are (i) incorrectly assuming monotonicity when the true data-generating process exhibits non-monotonicity leads to biased inference; (ii) on the other hand, incorrectly assuming non-monotonicity when monotonicity holds in the true data-generating process often exhibits milder bias and undercoverage, which vanishes with larger values of  $\theta$ . Through the simulations, we also aim to investigate the finite-sample performance of the parametric conditionally doubly robust estimator and the de-biased machine learning estimator, with empirical verifications of Theorem 2 and Theorem 3. We assume  $\theta$  is a constant for simplicity and consider generating  $n = 500$  units under the following four scenarios:  $\theta \in \{0.5, 2\}$  (representing negative or positive association),  $\theta = 1$  (where counterfactual intermediate independence holds) and  $\theta \rightarrow \infty$  constrained by  $p_1(\mathbf{X}) > p_0(\mathbf{X})$  with probability one (where monotonicity holds, and hence the estimators in Jiang et al. (2022) apply). The data-generating process for the full data vector  $(Y(0), Y(1), D(0), D(1), Z, \mathbf{X})^\top$  is given in the Section 18.1 of the Supplementary Material. We approximate the true principal causal effects using Monte Carlo methods based on a super-population of  $10^7$  units. By construction, the principal score model and the propensity score model follow logistic regressions, while the outcome model follows a linear regression.

To demonstrate (i) and (ii), we compute four sets of estimators for each scenario, with  $\theta \in \{0.5, 1, 2, \infty\}$ , representing both correct and incorrect odds ratio specifications; in particular, when  $\theta = \infty$ , the estimator is based on that developed by Jiang et al. (2022). Specifically, for (i), we compare estimators fitted with  $\theta \in \{0.5, 1, 2\}$  against  $\theta = \infty$  when the truth satisfies  $\theta \in \{0.5, 1, 2\}$ . For (ii), we compare estimators fitted with  $\theta = \infty$  against  $\theta \in \{0.5, 1, 2\}$  when the truth is  $\theta = \infty$ . In our simulations, we assume that an analyst may misspecify the nuisance models by using incorrect design matrices for model fitting, akin to the specification in Kang and Schafer (2007). For each set of estimators, we consider five different combinations of working design matrices for the nuisance models: (i) estimating all nuisance models on the raw covariates  $\mathbf{X}$ ; (ii) estimating only the outcome mean model on the transformed covariates  $\tilde{\mathbf{X}}$ ; (iii) estimating

only the propensity score model on  $\tilde{\mathbf{X}}$ ; (iv) estimating only the principal score models on  $\tilde{\mathbf{X}}$ ; and (v) estimating all nuisance models on  $\tilde{\mathbf{X}}$ . Note that the transformation between  $\mathbf{X}$  and  $\tilde{\mathbf{X}}$  is smooth, non-linear and one-to-one, as detailed in Section 18 of the Supplementary Material. The nuisance functions for the data-adaptive machine learning estimators are learned using the Super Learner (van der Laan et al., 2007), which employs an ensemble of neural networks, regression trees, and generalized linear models. Under cross-fitting, we set  $K = 5$  throughout this simulation to calculate the debiased machine learning estimator. We consider the following performance metrics: bias, average empirical standard error (AESE), and empirical coverage probability (CP) using AESE, based on  $B = 1000$  simulations. Example R code for implementing the proposed methods is available at <https://github.com/deckardt98/PCEw-oMonotonicity>.

## 4.2 Simulation results

An overview of the key observations and takeaways of the simulation results is summarized in the Supplementary Material Table 6, with elaborations below. To demonstrate (i), we start with the simulation results where the true  $\theta = 0.5$ , summarized in Figure 1 and Supplementary Material Figure 6 (box plots of point estimates) and Table 1 (empirical coverage probability). First, incorrectly assuming monotonicity ( $\theta = \infty$ ) results in the most dramatic bias and the most severe undercoverage of interval estimator, compared to cases with misspecifications of  $\theta < \infty$ . Second, estimators that incorrectly assume monotonicity are highly unstable and quickly become invalid for estimating the CACE (the 01 stratum). This instability arises because the denominator of the estimators,  $p_1(\mathbf{X}) - p_0(\mathbf{X})$ , becomes unbounded below or sometimes even negative (empirically incompatible principal score estimates). Similar patterns are observed when the true  $\theta \in \{1, 2\}$ , as shown in Supplementary Material Figures 7-10 and Tables 3-5. To demonstrate (ii), we refer readers to the simulation results presented in Figure 2 and Supplementary Material Figure 11 and Table 5, where monotonicity holds in the data-generating process. Although misspecifying  $\theta$  as a finite constant may lead to bias and undercoverage, the impact of such misspecification appears to decrease as  $\theta$  increases in magnitude. This suggests that misspecification of  $\theta$  as a large constant may typically not lead to substantial bias.

Finally, we comment on the operating characteristics of the parametric conditionally doubly robust estimator and the de-biased machine learning estimator. When the condi-

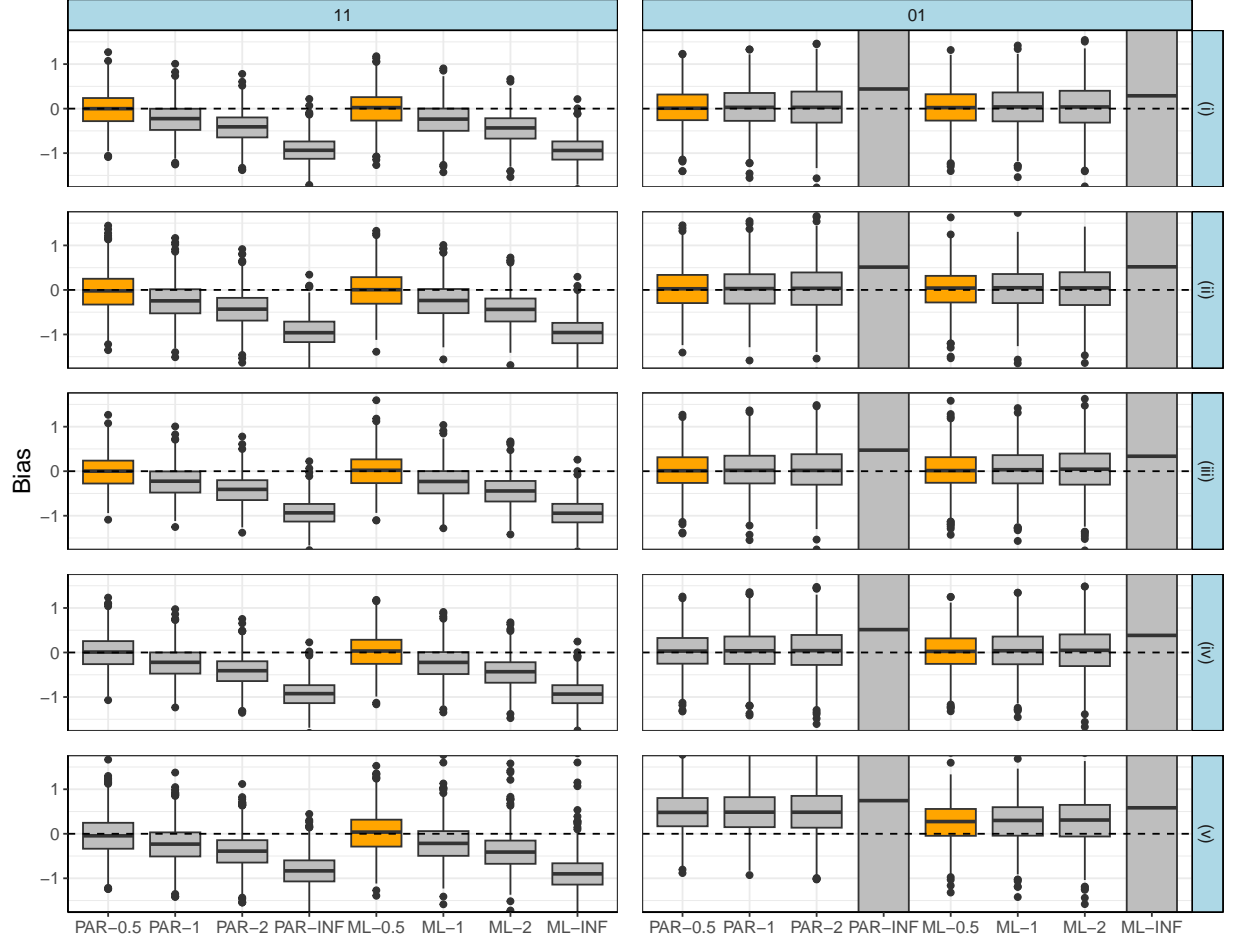


Figure 1: Simulation results for the bias of the average treatment effects among always-takers stratum ('11') and compliers stratum ('01') when the true odds ratio is 0.5. The design matrices (i)-(v) are described in Section 4.1. The labels 'PAR' and 'ML' represent the parametric conditionally doubly robust estimator and the multiple machine learning estimator, respectively. For instance, 'PAR-0.5' and 'PAR-INF' indicate  $\hat{\mu}_{d_0d_1}^{\text{CDR}}$  based on  $\theta = 0.5$  and monotonicity, respectively. The estimators that are expected to be valid are highlighted in orange.



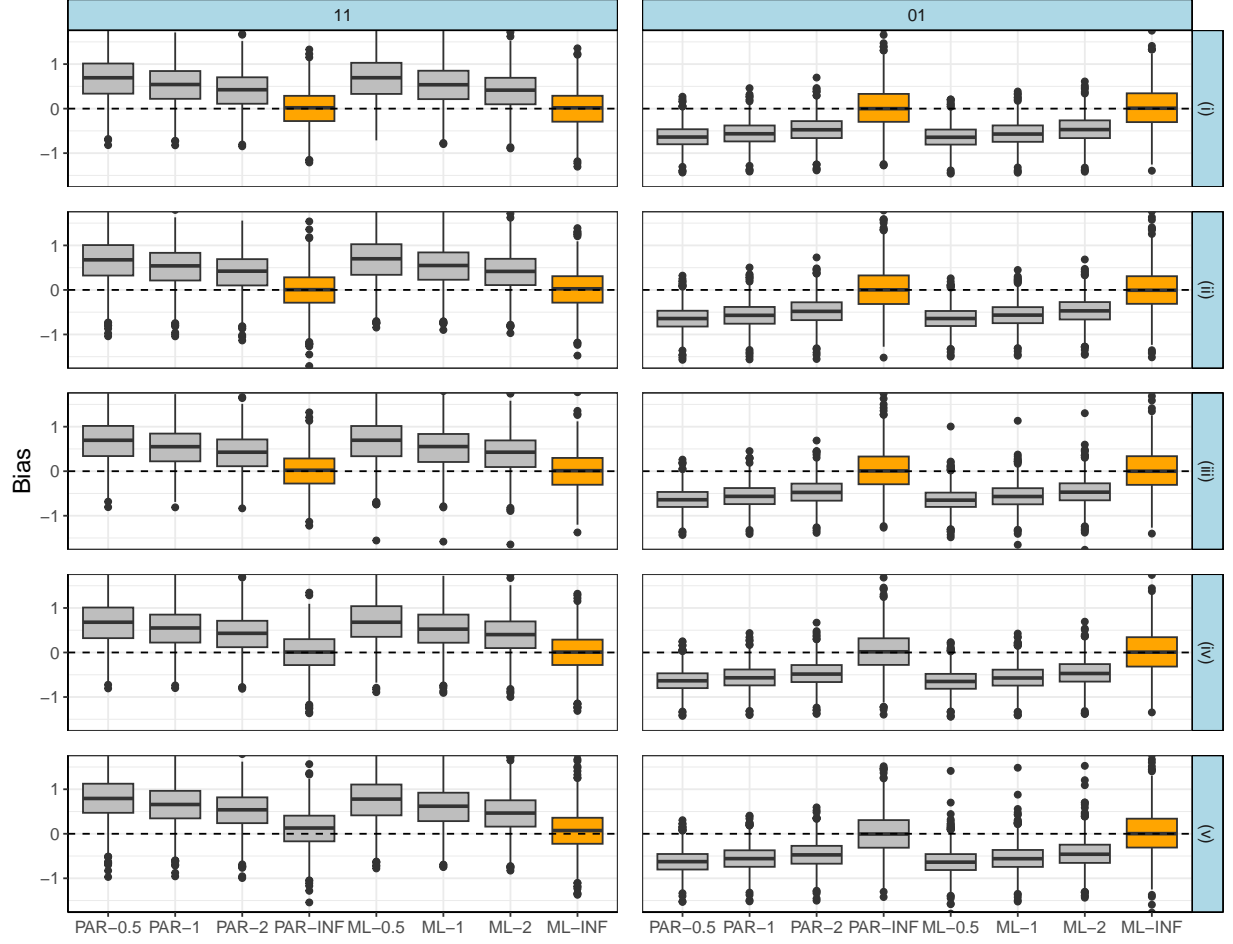


Figure 2: Simulation results for the bias of the average treatment effects among always-takers stratum ('11') and compliers stratum ('01') when monotonicity holds. The design matrices (i)-(v) are described in Section 4.1 of the main manuscript. The labels 'PAR' and 'ML' represent the parametric conditionally doubly robust estimator and the multiple machine learning estimator, respectively. For instance, 'PAR-0.5' and 'PAR-INF' indicate  $\hat{\mu}_{d_0d_1}^{\text{CDR}}$  based on  $\theta = 0.5$  and monotonicity, respectively. The estimators that are expected to be valid are highlighted in orange.

tional odds ratio parameter  $\theta$  is correctly specified, the parametric conditionally doubly robust estimators with partially correct model specifications, paired with sandwich variance estimators, yield valid inference in finite samples, as evidenced by negligible bias and nominal coverage. Even without a theoretical guarantee, this estimator remains nearly valid when only the principal score model is misspecified. However, this result could have been specific to our chosen data-generating process and may not be generalizable to other contexts. On the contrary, when the conditional odds ratio parameter  $\theta$  is correctly specified, the de-biased machine learning estimators with closed-form variance estimators leads to valid inference, even when the working design matrices are partially or fully transformed by a nonlinear invertible smooth function. This is because the regression function on the transformed covariates remains smooth and regular, enabling the non-parametric rate of data-adaptive machine learners for the nuisance to be attained. Lastly, the parametric conditionally doubly robust estimators, when all working models are correctly specified, are generally as efficient as de-biased machine learning estimators using the raw design matrix. These empirical findings support Theorems 2 and 3 in the finite-sample context.

## 5 Analysis of the Acute Respiratory Distress Syndrome trial

We reanalyze the Acute Respiratory Distress Syndrome (ARDS) Network randomized trial (NHLBI, 2004). In this trial, 549 patients with acute lung injury and ARDS who were on mechanical ventilation were randomly assigned to either lower or higher positive end-expiratory pressure (PEEP) levels. Our focus is to assess the SACE of PEEP levels ( $Z = 1$  for lower PEEP level;  $Z = 0$  for higher PEEP level) on long-term and patient-centered outcomes, specifically the minimum number of days to returning home (DTRH) within the 60-day period, which may not be well-defined if death occurred before the calculation of the final outcome. Since neither the high nor low PEEP levels are considered standard of care and their relative impact on survivor remains controversial, monotonicity is considered implausible in this study, which motivates us to apply our proposed methods. To estimate nuisance models, we take an elaborate approach and include 25 covariates, including demographic factors like age, gender, and ethnicity, as well as baseline clinical

Table 1: Simulation results for the (%) empirical coverage probabilities of 95% confidence intervals for all principal causal effects, calculated using the average empirical standard errors with a true odds ratio of 0.5. Results are based on two sets of estimators: the parametric conditionally doubly robust estimator (PAR) and the de-biased machine learning estimator (ML), with both correct and incorrect values of  $\theta$ . The model misspecifications are represented by different working design matrices (WDM) (i)-(v), which are constructed using either raw or transformed covariates. The symbol “\” indicates that the approach assuming monotonicity is inapplicable for estimating the principal causal effects for defiers. Estimators highlighted in **bold** are theoretically valid according to asymptotic theory.

Strata	WDM	PAR- $\theta$				ML- $\theta$			
		0.5	1	2	$\infty$	0.5	1	2	$\infty$
Always-takers	(i)	<b>94.6</b>	87.3	72.1	10.9	<b>95.4</b>	88.0	70.6	12.1
	(ii)	<b>94.4</b>	88.2	75.7	22.7	<b>94.9</b>	89.3	72.8	18.3
	(iii)	<b>94.5</b>	86.8	72.0	10.8	<b>94.9</b>	87.9	71.3	12.8
	(iv)	94.4	87.6	73.3	12.7	<b>94.8</b>	89.0	71.1	13.2
	(v)	93.6	88.9	81.3	35.7	<b>95.3</b>	89.2	74.2	26.4
Compliers	(i)	<b>94.8</b>	94.1	94.3	99.9	<b>95.0</b>	94.8	94.7	97.6
	(ii)	<b>94.5</b>	94.3	93.5	100.0	<b>94.8</b>	94.9	94.6	97.8
	(iii)	<b>94.6</b>	94.3	94.3	100.0	<b>94.0</b>	93.8	93.5	98.4
	(iv)	95.2	94.5	94.4	99.9	<b>95.1</b>	94.5	94.7	98.6
	(v)	80.0	81.7	83.5	99.9	<b>89.4</b>	90.2	91.4	98.3
Never-takers	(i)	<b>94.7</b>	87.2	67.2	1.3	<b>96.5</b>	88.3	67.8	1.8
	(ii)	<b>94.6</b>	88.8	74.5	6.3	<b>96.0</b>	89.0	69.9	8.3
	(iii)	<b>94.7</b>	87.3	67.4	1.3	<b>96.3</b>	88.6	68.1	2.3
	(iv)	94.4	89.1	70.6	1.6	<b>96.5</b>	90.4	71.3	1.8
	(v)	93.3	83.2	65.4	7.3	<b>96.3</b>	87.9	67.5	10.2
Defiers	(i)	<b>95.1</b>	95.5	95.1	\	<b>95.2</b>	95.8	95.4	\
	(ii)	<b>95.3</b>	96.1	95.2	\	<b>95.5</b>	95.2	94.6	\
	(iii)	<b>95.2</b>	95.5	95.3	\	<b>95.5</b>	95.9	95.4	\
	(iv)	94.8	95.2	94.9	\	<b>95.5</b>	95.5	95.4	\
	(v)	92.5	93.6	94.2	\	<b>94.5</b>	95.0	95.6	\

variables. Throughout, we assume that  $\theta$  is a constant and vary the conditional odds ratio within a plausible range of  $\log(\theta) \in [-3, 3]$  ( $\theta$  is approximately between 0.05 and 20). For comparison, we also compute the estimates under monotonicity, by assuming that lower PEEP, compared to higher PEEP, leads to no worse survival in a deterministic fashion.

We first compute the point estimates and associated 95% interval estimates for the strata proportions,  $e_{d_0 d_1} \equiv E\{e_{d_0 d_1}(\mathbf{X})\}$ , using our EIF-based machine learning approach, i.e.,  $\hat{e}_{d_0 d_1} = n^{-1} \sum_{i=1}^K n_k \hat{\tau}_{d_0 d_1}^k$ , where  $\hat{e}_{d_0 d_1}$  is  $\sqrt{n}$ -consistent, asymptotically normal, and semiparametrically efficient. The results are summarized in Figure 3. First, the proportions of the always-survivors (11) and never-survivors (00) strata increase monotonically as  $\theta$  increases, while the trend is reversed for the lower-PEEP-favorable (01) and higher-PEEP-favorable (10) strata. Second, all strata likely exist for a plausible range of  $\theta$ , which intuitively aligns with the fact that both treatments are active, with no clear superiority on mortality. Thus, crudely assuming monotonicity for the two active treatments tends to overestimate the proportion of always-survivors. Third, the limiting case under monotonicity assumes away the higher-PEEP-favorable strata, but also nearly eliminates the lower-PEEP-favorable stratum ( $\lim_{\theta \rightarrow \infty} \hat{e}_{10} \approx 0.36\%$ ). We calculate both the parametric conditionally doubly robust estimator and the de-biased machine learning estimator for the SACE. For the parametric approach, we fit logistic regressions for both the propensity score model and the principal score model, and use linear regression for the outcome mean model. For the machine learning approach, we estimate the nuisance functions using the Super Learner, given its satisfactory finite-sample performance demonstrated in the simulation study.

Figure 4 shows the point estimates and 95% confidence intervals for the SACE, using both  $\hat{\mu}_{11}^{\text{CDR}}$  and  $\hat{\mu}_{11}^{\text{ML}}$ . Several observations emerge. First, the slope for the point and interval estimates with respect to  $\theta$  remains negative and shows a clear visual deviation from zero. For example, higher PEEP levels could reduce the DTRH by approximately 2.5 days when  $\theta \approx 0.05$ , with the effect moderating to about 0.8 days as  $\theta \approx 20$ . Second, Figure 4 shows that  $\hat{\mu}_{11}^{\text{ML}}(\theta)$  intersects with the estimate using the method of Jiang et al. (2022) at  $\theta \approx 16$  and deviates from it as  $\theta$  increases. This contradicts the conceptual expectation that  $\lim_{\theta \rightarrow \infty} \hat{\mu}_{11}^{\text{ML}}(\theta)$  should coincide with the estimator in Jiang et al. (2022) when  $p_1(\mathbf{X}) > p_0(\mathbf{X})$  holds with probability one and monotonicity holds. As a further exploration, we plot the histogram of  $\hat{p}_1(\mathbf{X}) - \hat{p}_0(\mathbf{X})$  in Figure 5 and find that  $\hat{p}_1(\mathbf{X}) - \hat{p}_0(\mathbf{X})$

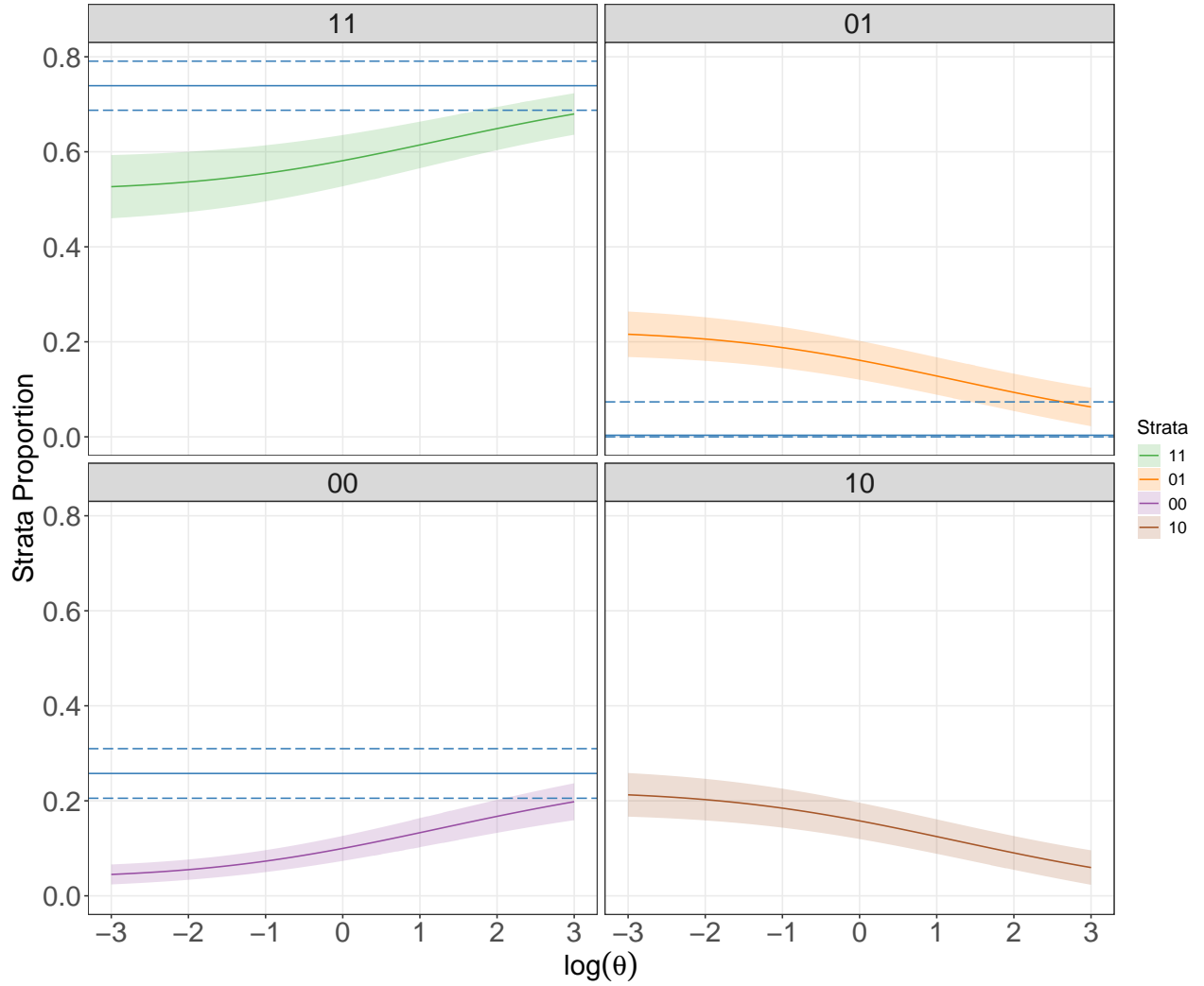


Figure 3: The point estimates and associated 95% Wald confidence intervals for the strata proportions of the ARDS study are reported, across values of the conditional odds ratio  $\log(\theta) \in [-3, 3]$ . The strata labels 11, 01, 00, 10 represent the always-survivors, lower-PEEP-favorable, never-survivors, and higher-PEEP-favorable, respectively. Blue solid and dashed lines indicate the point estimates and confidence intervals under the monotonicity assumption, respectively.

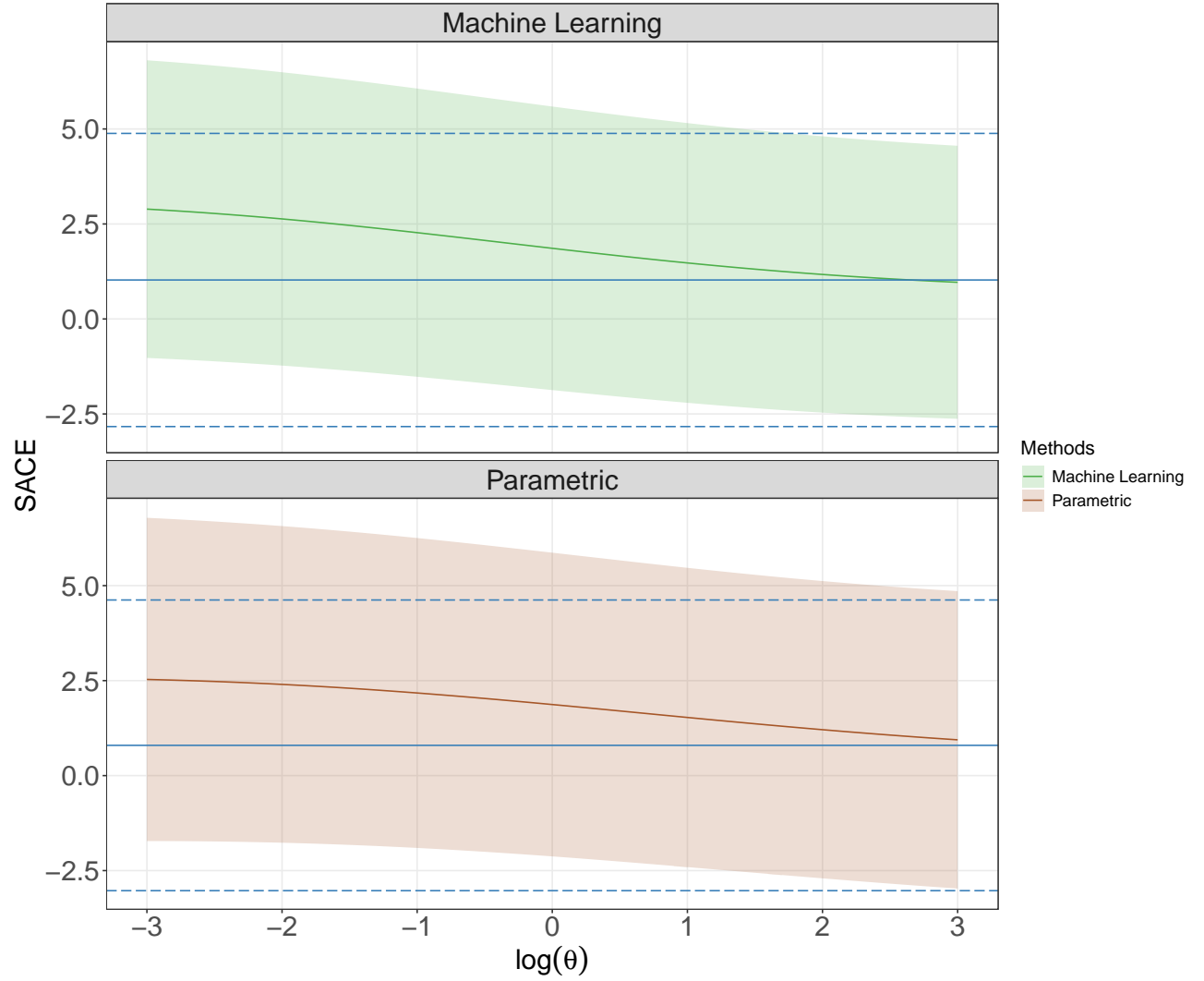


Figure 4: The point estimates and associated 95% Wald confidence intervals for the parametric conditionally doubly robust estimator and de-biased machine learning estimator are reported for the SACE of the ARDS study, across values of the conditional odds ratio  $\log(\theta) \in [-3, 3]$ . Blue solid and dashed lines indicate the point estimates and confidence intervals under the monotonicity assumption, respectively.

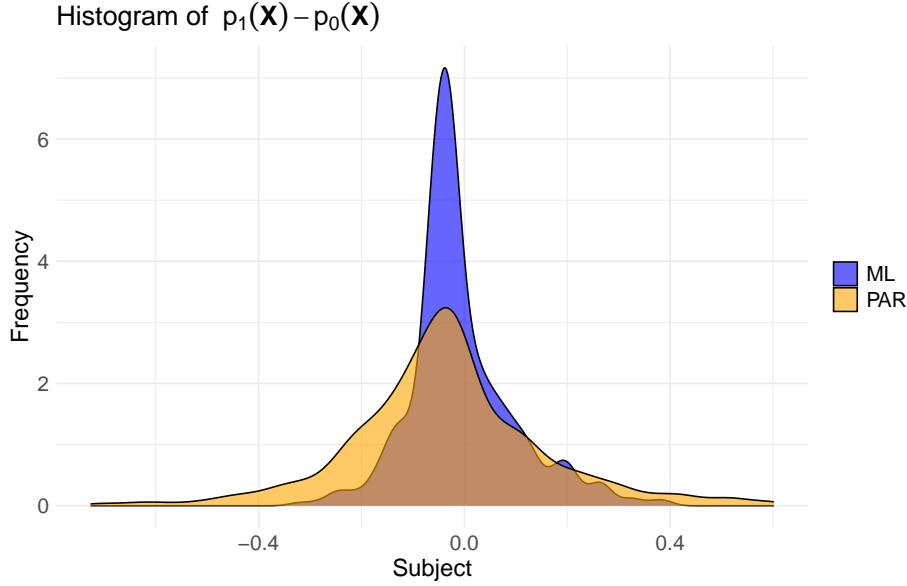


Figure 5: The histogram of the realizations of  $p_1(\mathbf{X}) - p_0(\mathbf{X})$  per subject, calculated using Super Learner (‘ML’) and parametric logistic regression (‘PAR’).

frequently takes negative values, regardless of whether the Super Learner or parametric logistic regression method is used for nuisance estimation. Hence, it is reasonable to question the condition of  $p_1(\mathbf{X}) > p_0(\mathbf{X})$  for all units, and, subsequently, the validity of monotonicity. Third, there is no substantial difference between the parametric and machine learning approaches, suggesting that the parametric working models may reasonably approximate the true data-generating process already in this application. In summary, while statistical significance remains unaffected by potential misspecification of  $\theta$ , the proposed approach can assess the trend, direction, and magnitude resulting from misspecification of  $\theta$ . Compared to monotonicity, assuming large values for  $\theta$  offers a less restrictive alternative that incorporates the domain knowledge suggesting treatment generally leads to no worse survival in most cases (whereas monotonicity assumes no worse survival in the entire population with no exception) and facilitates the computation of strata proportions.

## 6 Discussion

In this article, we have developed a unified framework for semiparametric principal stratification analyses without enforcing monotonicity, based on a margin-free conditional odds ratio sensitivity parameter; our approach encompasses commonly adopted assumptions

like monotonicity and counterfactual intermediate independence as two special limiting cases. We derive non-parametric identification formulas for the principal causal effects and proposed simple weighting and regression estimators, and as an improvement, the EIF to construct a conditionally doubly robust estimator. This estimator requires correct specification of either the propensity score model or the outcome mean model, but not necessarily both, assuming the principal score model is correctly specified; it is semi-parametrically efficient when all working models are correctly specified. Furthermore, we propose a de-biased machine learning estimator that is consistent, asymptotically normal, and semiparametrically efficient under mild regularity conditions. We demonstrate that our approaches perform satisfactorily in finite-sample settings through extensive simulation studies. We found that incorrectly assuming monotonicity can pose substantial risks for inference, whereas misspecifying  $\theta$  as large constants results in reasonable inference with only mild bias and under-coverage (which vanishes as  $\theta$  increases) even when monotonicity holds. We illustrate our approaches through a case study based on an acute care trial, where clinical outcomes may remain unobserved due to death. Finally, the validity of the proposed methods may be compromised if the principal ignorability assumption is violated. To evaluate the impact of deviations from this assumption, we detail a sensitivity analysis approach for this assumption in Supplementary Material Section 17.1.

To relax monotonicity in principal stratification analysis, we reiterate the key advantages of the proposed parametrization for sensitivity analysis: (i) the odds ratio is easily interpretable, with its magnitude informed by clinicians’ prior knowledge; (ii) it is margin-free and variation-independent, enhancing practical applicability; and (iii) it unifies two widely used competing assumptions: monotonicity and counterfactual intermediate independence. Non-monotonicity is not uncommon in trials with two active treatments. Incorrectly assuming monotonicity can lead to biased inferences and issues such as unstable estimates for the principal causal effects, as well as incompatibility with observations where  $\hat{p}_1(\mathbf{X}) - \hat{p}_0(\mathbf{X})$  frequently takes negative values. In practice, making overly confident assumptions, such as monotonicity and counterfactual intermediate independence, can be risky. In contrast, replacing monotonicity with large values for  $\theta$  can still reflect prior beliefs that treatment is beneficial for survival in a stochastic fashion, but without being overly confident.

Although we have focused on a binary treatment, it is possible to extend this frame-



work to multiple categorical treatments. The existing literature on principal stratification with multi-arm categorical treatments with arbitrary levels is relatively sparse (Tong et al., 2024), due to the challenge of generalizing monotonicity without imposing overly strong assumptions. Fortunately, the generalization of the proposed framework to multi-arm categorical treatments is flexible and straightforward. For example, Chapter 6.2 in Rudas (2018) discusses the concept of higher-order odds ratios, based on which  $\theta$  can be generalized into a multi-dimensional vector. Although the joint probability mass does not have a simple explicit formula, it is possible to consider an iterative proportional fitting algorithm to compute it numerically. However, the margin-free and variation-independent properties may be weakened, as discussed in Bergsma and Rudas (2002). We leave this extension to multiple treatments to future work.

## Acknowledgments

Research in this article was supported by the United States National Institutes of Health (NIH), National Heart, Lung, and Blood Institute (NHLBI, grant number R01-HL168202). All statements in this report, including its findings and conclusions, are solely those of the authors and do not necessarily represent the views of the NIH.

## SUPPLEMENTARY MATERIAL

### 7 Summary

This supplementary material is organized as follows.

- Section 8 characterizes the degenerate cases for the distribution of principal strata.
- Section 9 presents the robust sandwich variance estimators for the parametric approaches.
- In Section 10, we present the estimators for the principal causal effects defined on the other three principal strata.
- Section 11 provides proofs for the identification formulas.
- In Section 12, we derive the efficient influence function (EIF).
- Section 13 states additional regularity conditions and proves Theorem 2.

- Section 14 contains the proof of Theorem 3.
- In Section 15, we prove the consistency of the variance estimator for the de-biased machine learning estimator.
- In Section 16, we refine and prove results assuming monotonicity.
- Section 17 provides the remaining results for the other three principal strata without principal ignorability and proof for the results.
- Section 18 provides additional details for the simulation experiments.
- Finally, we include additional tables and figures referenced in the main manuscript in Section 19.

For simplicity, we provide the proofs for the survivor average causal effect (SACE) and omit those for similar results in other principal strata, as they follow the same rationale.

## 8 Characterizing the degenerate cases for the distribution of principal strata using $\theta$

Note that  $\{e_{11}(\mathbf{X}), e_{00}(\mathbf{X}), e_{10}(\mathbf{X}), e_{01}(\mathbf{X})\}$  jointly solve the following system of equations

$$\begin{aligned} p_1(\mathbf{X}) &= e_{01}(\mathbf{X}) + e_{11}(\mathbf{X}), \\ p_0(\mathbf{X}) &= e_{10}(\mathbf{X}) + e_{11}(\mathbf{X}), \\ e_{01}(\mathbf{X}) + e_{11}(\mathbf{X}) + e_{10}(\mathbf{X}) + e_{00}(\mathbf{X}) &= 1, \\ e_{11}(\mathbf{X})e_{00}(\mathbf{X}) &= \theta(\mathbf{X})e_{10}(\mathbf{X})e_{01}(\mathbf{X}). \end{aligned}$$

We first consider the scenario where only one stratum does not exist. Without loss of generality, we focus on a point  $\mathbf{X} \in \mathcal{X}$ . Clearly,  $\theta(\mathbf{X}) = 0$  if either  $e_{11}(\mathbf{X}) = 0$  or  $e_{00}(\mathbf{X}) = 0$ . To characterize  $e_{11}(\mathbf{X}) = 0$ , an additional condition required is  $\delta(\mathbf{X}) = 1 - p_0(\mathbf{X}) - p_1(\mathbf{X}) > 0$ . To see this,  $1 - p_0(\mathbf{X}) - p_1(\mathbf{X}) > 0$  implies  $e_{00}(\mathbf{X}) > e_{11}(\mathbf{X})$ . Then, the only possibility to force  $\theta(\mathbf{X}) = 0$  is that  $e_{11}(\mathbf{X}) = 0$ . By similar arguments, to characterize  $e_{00}(\mathbf{X}) = 0$ , an additional condition required is  $\delta(\mathbf{X}) = p_0(\mathbf{X}) + p_1(\mathbf{X}) - 1 > 0$ . Analogously,  $\theta \rightarrow \infty$  if either  $e_{01}(\mathbf{X}) = 0$  or  $e_{10}(\mathbf{X}) = 0$ . To characterize  $e_{01}(\mathbf{X}) = 0$ , an additional condition required is  $0 < p_0(\mathbf{X}) - p_1(\mathbf{X})$ . To see this,  $0 < p_0(\mathbf{X}) - p_1(\mathbf{X})$  implies  $e_{10}(\mathbf{X}) > e_{01}(\mathbf{X})$ . Then, the only possibility to force  $\theta \rightarrow \infty$  is that  $e_{01}(\mathbf{X}) = 0$ . By similar arguments, to characterize  $e_{10}(\mathbf{X}) = 0$ , i.e., when monotonicity holds, an additional condition required is

$0 < p_1(\mathbf{X}) - p_0(\mathbf{X})$ . Next, we examine scenarios where either both always-takers and never-takers, or both compliers and defiers, vanish. Under these circumstances, the additional conditions required can be similarly derived. Finally, when strata 11 and 10 are absent (i.e., under strong monotonicity), this can be characterized by additionally setting  $p_0(\mathbf{X}) = 0$ , along with the original conditions imposed under the monotonicity assumption. In general, the additional conditions required for the other degenerate cases follow similar arguments and are omitted.

## 9 Sandwich variance estimators

Suppose that the nuisance model estimators solve the score equations  $U_{\alpha}(Z, \mathbf{X}; \alpha) = \mathbf{0}$ ,  $U_{\beta_z}(D, Z, \mathbf{X}; \beta_z) = \mathbf{0}$ , and  $U_{\gamma_{zd}}(\mathcal{O}; \gamma_{zd}) = \mathbf{0}$ , respectively. For simplicity, we provide detailed explanations only for  $\hat{\mu}_{11}^W$  and  $\hat{\mu}_{11}^{\text{CDR}}$ , and the estimators for all remaining PCEs can be constructed in a similar manner.

We first derive the robust sandwich variance estimator for  $\hat{\mu}_{11}^W$ . To facilitate this process, we observe that the estimator  $\hat{\eta}^W$  for the vector containing all the nuisance parameters used to construct  $\hat{\mu}_{11}^W$ , denoted as  $\eta^W \equiv (\alpha^\top, \beta_0^\top, \beta_1^\top, \mu_{11}^1, \mu_{11}^0)^\top$ , is determined as the solution to the joint estimating equations,  $\mathbb{P}_n\{\Phi^W(\mathcal{O}; \eta^W)\} = \mathbf{0}$ , where

$$\Phi^W(\mathcal{O}; \eta^W) = \begin{pmatrix} \xi^W(D, Z, \mathbf{X}; \alpha, \beta_0, \beta_1) \\ Z D e_{11}(\mathbf{X}) \{\pi(\mathbf{X}) p_1(\mathbf{X})\}^{-1} (Y - \mu_{11}^1) \\ (1 - Z) D e_{11}(\mathbf{X}) \{(1 - \pi(\mathbf{X})) p_0(\mathbf{X})\}^{-1} (Y - \mu_{11}^0) \end{pmatrix},$$

$\mu_{11}^z \equiv E\{Y(z) | D(0) = D(1) = 1\}$ ,  $z \in \{0, 1\}$  and  $\xi^W = (U_{\alpha}^\top(Z, \mathbf{X}; \alpha), U_{\beta_0}^\top(D, Z, \mathbf{X}; \beta_0), U_{\beta_1}^\top(D, Z, \mathbf{X}; \beta_1))^\top$ . Then the variance of  $\sqrt{n}(\hat{\eta}^W - \tilde{\eta}^W)$  can be consistently estimated by

$$\hat{\mathbb{V}}(\hat{\eta}^W) \equiv \mathbb{P}_n \left\{ \frac{\partial \Phi^W(\mathcal{O}; \hat{\eta}^W)}{\partial \eta^{W\top}} \right\}^{-1} \mathbb{P}_n \left\{ \Phi^W(\mathcal{O}; \hat{\eta}^W) \Phi^{W\top}(\mathcal{O}; \hat{\eta}^W) \right\} \mathbb{P}_n \left\{ \frac{\partial \Phi^W(\mathcal{O}; \hat{\eta}^W)}{\partial \eta^{W\top}} \right\}^{-\top},$$

if  $\tilde{\eta}^W$  uniquely solves  $\mathbb{P}_n\{\Phi^W(\mathcal{O}; \bullet)\} = \mathbf{0}$  and regularity conditions in Theorem 5.41 in [van der Vaart \(2000\)](#) hold. The Delta method implies that the sandwich variance estimator of  $\hat{\mu}_{11}^W$  is given by  $n^{-1} \mathbf{v}^\top \hat{\mathbb{V}}(\hat{\eta}^W) \mathbf{v}$ , where  $\mathbf{v} = (0, \dots, 0, 1, -1)^\top$ .

Similarly, for  $\hat{\mu}_{11}^{\text{CDR}}$ , the joint estimation equations for the vector of nuisance parameters,

$\boldsymbol{\eta}^{\text{CDR}} \equiv (\boldsymbol{\alpha}^\top, \boldsymbol{\beta}_0^\top, \boldsymbol{\beta}_1^\top, \boldsymbol{\gamma}_{01}^\top, \boldsymbol{\gamma}_{11}^\top, \mu_{11}^1, \mu_{11}^0)^\top$ , can be expressed as

$$\Phi^{\text{CDR}}(\mathcal{O}; \boldsymbol{\eta}^{\text{CDR}}) = \begin{pmatrix} \xi^{\text{CDR}}(\mathcal{O}; \boldsymbol{\alpha}, \boldsymbol{\beta}_0, \boldsymbol{\beta}_1, \boldsymbol{\gamma}_{01}, \boldsymbol{\gamma}_{11}) \\ \xi_{11}^1(\mathcal{O}; \boldsymbol{\alpha}, \boldsymbol{\beta}_0, \boldsymbol{\beta}_1, \boldsymbol{\gamma}_{11}, \mu_{11}^1) \\ \xi_{11}^0(\mathcal{O}; \boldsymbol{\alpha}, \boldsymbol{\beta}_0, \boldsymbol{\beta}_1, \boldsymbol{\gamma}_{01}, \mu_{11}^0) \end{pmatrix}, \quad (3)$$

where  $\xi^{\text{CDR}} \equiv (\xi^{\text{W}\top}(D, Z, \mathbf{X}; \boldsymbol{\alpha}, \boldsymbol{\beta}_0, \boldsymbol{\beta}_1), U_{\boldsymbol{\gamma}_{01}}^\top(\mathcal{O}; \boldsymbol{\gamma}_{01}), U_{\boldsymbol{\gamma}_{11}}^\top(\mathcal{O}; \boldsymbol{\gamma}_{11}))^\top$ . One can obtain the sandwich variance estimator in a similar manner to the weighting estimator by replacing  $\Phi^{\text{W}}$  with  $\Phi^{\text{CDR}}$ . However, additional regularity conditions on the joint estimating functions are necessary (van der Vaart, 2000). For example, we present the additional regularity conditions for  $\Phi^{\text{CDR}}(\mathcal{O}; \boldsymbol{\eta}^{\text{CDR}})$  in Section 13.1 of the Supplementary Material. In brief, we further require  $E\{\Phi^{\text{CDR}}(\mathcal{O}; \bullet)\}$  has a unique and well-separated solution, and that the uniform convergence of  $\mathbb{P}_n\{\Phi^{\text{CDR}}\}$  to  $E\{\Phi^{\text{CDR}}\}$  over a compact neighborhood around the solution.

## 10 Estimating principal causal effects defined on the remaining principal strata

In this section, we present parallel results to the SACE as detailed in the main manuscript, including: (i) identification formulas; (ii) EIFs; (iii) three estimators—a weighting estimator, an outcome regression estimator and a parametric conditionally doubly robust estimator based on the EIF; and (iv) a de-biased machine learning estimator. In each subsection, we assume that Assumptions 1-2, and the relevant parts of Assumption 3 hold. For example, Assumption 3(a) and Assumption 3(d) must be satisfied for the validity of the results for compliers.

### 10.1 Complier average causal effect

The complier average causal effect (CACE) is the average treatment effect among individuals whose received treatment aligns with their assigned treatment, with the intermediate outcome indicating the treatment received. We formally define the CACE as

$$\mu_{01} = E\{Y(1) - Y(0) | D(0) = 0, D(1) = 1\} = \frac{E\{D(1)(1 - D(0))(Y(1) - Y(0))\}}{E\{D(1)(1 - D(0))\}}.$$

We can show that  $\mu_{01}$  is identifiable as follows:

$$\mu_{01} = \frac{E\{e_{01}(\mathbf{X})ZDY/[\pi(\mathbf{X})p_1(\mathbf{X})]\}}{E\{e_{01}(\mathbf{X})ZD/[\pi(\mathbf{X})p_1(\mathbf{X})]\}} - \frac{E\{e_{01}(\mathbf{X})(1-Z)(1-D)Y/[(1-\pi(\mathbf{X}))(1-p_0(\mathbf{X}))]\}}{E\{e_{01}(\mathbf{X})(1-Z)(1-D)/[(1-\pi(\mathbf{X}))(1-p_0(\mathbf{X}))]\}} \quad (4)$$

where

$$e_{01}(\mathbf{X}) = -\frac{1 + (\theta(\mathbf{X}) - 1)(p_0(\mathbf{X}) - p_1(\mathbf{X})) - \sqrt{\delta(\mathbf{X})}}{2(\theta(\mathbf{X}) - 1)}.$$

The moment condition (4) suggests the following weighting estimator,

$$\hat{\mu}_{01}^W = \frac{\mathbb{P}_n\{\hat{e}_{01}(\mathbf{X})ZDY/[\hat{\pi}(\mathbf{X})\hat{p}_1(\mathbf{X})]\}}{\mathbb{P}_n\{\hat{e}_{01}(\mathbf{X})ZD/[\hat{\pi}(\mathbf{X})\hat{p}_1(\mathbf{X})]\}} - \frac{\mathbb{P}_n\{\hat{e}_{01}(\mathbf{X})(1-Z)(1-D)Y/[(1-\hat{\pi}(\mathbf{X}))(1-\hat{p}_0(\mathbf{X}))]\}}{\mathbb{P}_n\{\hat{e}_{01}(\mathbf{X})(1-Z)(1-D)/[(1-\hat{\pi}(\mathbf{X}))(1-\hat{p}_0(\mathbf{X}))]\}},$$

where  $\hat{e}_{01}(\mathbf{X})$  is the fitted value of  $e_{01}(\mathbf{X})$  based on  $\hat{\pi}(\mathbf{X})$  and  $\hat{p}_z(\mathbf{X})$ . Intuitively, (4) implies that the CACE is the weighted difference in the final outcome between compliers in the treatment arm and those in the control arm. An alternative expression for the CACE is

$$\mu_{01} = \frac{E\{e_{01}(\mathbf{X})(m_{11}(\mathbf{X}) - m_{00}(\mathbf{X}))\}}{E\{e_{01}(\mathbf{X})\}}, \quad (5)$$

which motivates an outcome regression estimator based on its empirical analogue.

Furthermore, using (5), the non-parametric EIF for  $\mu_{01}$  is given by

$$\varphi_{01}(\mathcal{O}) = E\{e_{01}(\mathbf{X})\}^{-1} (\xi_{01}^1(\mathcal{O}) - \xi_{01}^0(\mathcal{O})),$$

where  $\xi_{01}^z(\mathcal{O}) = \omega_{01}^z(\mathcal{O}) - \mu_{01}^z \tau_{01}(\mathcal{O})$ ,  $\mu_{01}^z \equiv E\{Y(z)|D(0)=0, D(1)=1\}$  and

$$\begin{aligned} \lambda_{01} &= 2(1 - \theta(\mathbf{X}))e_{01}(\mathbf{X}), \\ \tau_{01} &= e_{01}(\mathbf{X}) - \frac{1}{2\sqrt{\delta(\mathbf{X})}} \left[ (\psi_{D,0} - p_0(\mathbf{X}))(2p_1(\mathbf{X}) - \lambda_{01}(\mathbf{X})) + \right. \\ &\quad \left. (\psi_{D,1} - p_1(\mathbf{X})) \left( 2 \left( (\theta - 1)(p_0(\mathbf{X}) - p_1(\mathbf{X})) + p_0(\mathbf{X}) - \sqrt{\delta(\mathbf{X})} \right) - \lambda_{01}(\mathbf{X}) \right) \right], \\ \omega_{01}^1 &= \frac{e_{01}(\mathbf{X})}{p_1(\mathbf{X})} (\psi_{YD,1} - m_{11}(\mathbf{X})\psi_{D,1}) + \tau_{01}(\mathcal{O})m_{11}(\mathbf{X}), \\ \omega_{01}^0 &= \frac{e_{01}(\mathbf{X})}{1 - p_0(\mathbf{X})} (\psi_{Y(1-D),0} - m_{00}(\mathbf{X})\psi_{1-D,0}) + \tau_{01}(\mathcal{O})m_{00}(\mathbf{X}). \end{aligned}$$

Solving the estimating equations  $\mathbb{P}_n\{\xi_{01}^z(\mathcal{O}; \hat{\alpha}, \hat{\beta}_0, \hat{\beta}_1, \hat{\gamma}_{zz})\}$ ,  $z \in \{0, 1\}$ , based on the EIF evaluated at  $(\hat{\alpha}^\top, \hat{\beta}_0^\top, \hat{\beta}_1^\top, \hat{\gamma}_{zz}^\top)^\top$ , yields a conditionally doubly robust estimator

$$\hat{\mu}_{01}^{\text{CDR}} = \frac{\mathbb{P}_n\{\hat{\omega}_{01}^1(\mathcal{O}) - \hat{\omega}_{01}^0(\mathcal{O})\}}{\mathbb{P}_n\{\hat{\tau}_{01}(\mathcal{O})\}},$$

where  $\{\hat{\tau}_{01}(\mathcal{O}), \hat{\omega}_{01}^1(\mathcal{O}), \hat{\omega}_{01}^0(\mathcal{O})\}$  are the fitted values of  $\{\tau_{01}(\mathcal{O}), \omega_{01}^1(\mathcal{O}), \omega_{01}^0(\mathcal{O})\}$  based on parametric working models. Similar conditionally doubly robustness properties for  $\hat{\mu}_{11}^{\text{CDR}}$  in Theorem 2 also apply to  $\hat{\mu}_{01}^{\text{CDR}}$ , in the sense that the consistency and asymptotic normality hold under either  $\mathcal{M}_\pi \cap \mathcal{M}_p^0 \cap \mathcal{M}_p^1$  or  $\mathcal{M}_p^0 \cap \mathcal{M}_p^1 \cap \mathcal{M}_m^{00} \cap \mathcal{M}_m^{11}$ . Furthermore,  $\hat{\mu}_{01}^{\text{CDR}}$  achieves the semiparametric efficiency lower bound when all the working models are correctly specified. Finally, we explicitly write out the expressions for the de-biased machine learning estimator for the CACE:

$$\hat{\mu}_{01}^{\text{ML}} = \frac{\sum_{k=1}^K n_k (\hat{\omega}_{01}^{1,k} - \hat{\omega}_{01}^{0,k})}{\sum_{k=1}^K n_k \hat{\tau}_{01}^k},$$

where  $\hat{\omega}_{01}^{1,k} = \mathbb{P}_k \left\{ \omega_{01}^1(\mathcal{O}; \hat{\Gamma}^k(\mathbf{X})) \right\}$ ,  $\hat{\omega}_{01}^{0,k} = \mathbb{P}_k \left\{ \omega_{01}^0(\mathcal{O}; \hat{\Gamma}^k(\mathbf{X})) \right\}$ ,  $\hat{\tau}_{01}^k = \mathbb{P}_k \left\{ \tau_{01}(\mathcal{O}; \hat{\Gamma}^k(\mathbf{X})) \right\}$ , and  $\hat{\Gamma}^k(\mathbf{X}) \equiv [\hat{\pi}^k(\mathbf{X}), \hat{p}_0^k(\mathbf{X}), \hat{p}_1^k(\mathbf{X}), \hat{m}_{00}^k(\mathbf{X}), \hat{m}_{11}^k(\mathbf{X})]$ . Under slightly modified regularity conditions—specifically, by replacing the outcome mean models with  $m_{11}(\mathbf{X})$  and  $m_{00}(\mathbf{X})$  in Theorem 6, the estimator  $\hat{\mu}_{01}^{\text{ML}}$  is also  $\sqrt{n}$ -consistent, asymptotically normal, and semiparametric efficient.

## 10.2 PCE for never-takers

The principal causal effect for the never-takers is the local average treatment effect among individuals who would not have taken the treatment, regardless of their treatment assignment, which can be formally defined as

$$\mu_{00} = E\{Y(1) - Y(0) | D(0) = D(1) = 0\} = \frac{E\{(1 - D(0))(1 - D(1))(Y(1) - Y(0))\}}{E\{(1 - D(0))(1 - D(1))\}}.$$

The identification formula for the PCE for the never-takers, based on weighting, is then given by

$$\begin{aligned} \mu_{00} = & \frac{E\{e_{00}(\mathbf{X})Z(1 - D)Y / [\pi(\mathbf{X})(1 - p_1(\mathbf{X}))]\}}{E\{e_{00}(\mathbf{X})Z(1 - D) / [\pi(\mathbf{X})(1 - p_1(\mathbf{X}))]\}} - \\ & \frac{E\{e_{00}(\mathbf{X})(1 - Z)(1 - D)Y / [(1 - \pi(\mathbf{X}))(1 - p_0(\mathbf{X}))]\}}{E\{e_{00}(\mathbf{X})(1 - Z)(1 - D) / [(1 - \pi(\mathbf{X}))(1 - p_0(\mathbf{X}))]\}}, \end{aligned} \quad (6)$$

where

$$e_{00}(\mathbf{X}) = \frac{1 + (\theta(\mathbf{X}) - 1)(2 - p_0(\mathbf{X}) - p_1(\mathbf{X})) - \sqrt{\delta(\mathbf{X})}}{2(\theta(\mathbf{X}) - 1)}.$$

The moment condition (6) implies a natural weighting estimator

$$\hat{\mu}_{00} = \frac{E\{\hat{e}_{00}(\mathbf{X})Z(1-D)Y/[\hat{\pi}(\mathbf{X})(1-\hat{p}_1(\mathbf{X}))]\}}{E\{\hat{e}_{00}(\mathbf{X})Z(1-D)/[\hat{\pi}(\mathbf{X})(1-\hat{p}_1(\mathbf{X}))]\}} - \frac{E\{\hat{e}_{00}(\mathbf{X})(1-Z)(1-D)Y/[(1-\hat{\pi}(\mathbf{X}))(1-\hat{p}_0(\mathbf{X}))]\}}{E\{\hat{e}_{00}(\mathbf{X})(1-Z)(1-D)/[(1-\hat{\pi}(\mathbf{X}))(1-\hat{p}_0(\mathbf{X}))]\}}.$$

Similarly, an alternative identification formula based on outcome regression can be characterized as

$$\mu_{00} = \frac{E\{e_{00}(\mathbf{X})(m_{10}(\mathbf{X}) - m_{00}(\mathbf{X}))\}}{E\{e_{00}(\mathbf{X})\}},$$

based on which one can derive the outcome regression estimator and EIF similarly.

Specifically, the EIF for  $\mu_{00}$  is given by  $\varphi_{00}(\mathcal{O}) = E\{e_{00}(\mathbf{X})\}^{-1}(\xi_{00}^1(\mathcal{O}) - \xi_{00}^0(\mathcal{O}))$ , where  $\xi_{00}^z(\mathcal{O}) = \omega_{00}^z(\mathcal{O}) - \mu_{00}^z\tau_{00}(\mathcal{O})$ ,  $\mu_{00}^z \equiv E\{Y(z)|D(0)=0, D(1)=0\}$  and

$$\lambda_{00} = 2(\theta(\mathbf{X}) - 1)e_{00}(\mathbf{X}),$$

$$\tau_{00} = e_{00}(\mathbf{X}) + \frac{1}{2\sqrt{\delta(\mathbf{X})}} \left[ (\psi_{D,0} - p_0(\mathbf{X})) \left( 2 \left( p_1(\mathbf{X}) + (\theta - 1)(1 - p_0(\mathbf{X})) - \sqrt{\delta(\mathbf{X})} \right) - \lambda_{00}(\mathbf{X}) \right) + (\psi_{D,1} - p_1(\mathbf{X})) \left( 2 \left( p_0(\mathbf{X}) + (\theta - 1)(1 - p_1(\mathbf{X})) - \sqrt{\delta(\mathbf{X})} \right) - \lambda_{00}(\mathbf{X}) \right) \right],$$

$$\omega_{00}^1 = \frac{e_{00}(\mathbf{X})}{1 - p_1(\mathbf{X})} (\psi_{Y(1-D),1} - m_{10}(\mathbf{X})\psi_{1-D,1}) + \tau_{00}(\mathcal{O})m_{10}(\mathbf{X}),$$

$$\omega_{00}^0 = \frac{e_{00}(\mathbf{X})}{1 - p_0(\mathbf{X})} (\psi_{Y(1-D),0} - m_{00}(\mathbf{X})\psi_{1-D,0}) + \tau_{00}(\mathcal{O})m_{00}(\mathbf{X}).$$

Solving the estimating equations  $\mathbb{P}_n\{\xi_{00}^z(\mathcal{O}; \hat{\alpha}, \hat{\beta}_0, \hat{\beta}_1, \hat{\gamma}_{z0})\}, z = 0, 1$ , based on the EIF evaluated at  $(\hat{\alpha}^\top, \hat{\beta}_0^\top, \hat{\beta}_1^\top, \hat{\gamma}_{z0}^\top)^\top$ , yields the conditionally doubly robust estimator

$$\hat{\mu}_{00}^{\text{CDR}} = \frac{\mathbb{P}_n\{\hat{\omega}_{00}^1(\mathcal{O}) - \hat{\omega}_{00}^0(\mathcal{O})\}}{\mathbb{P}_n\{\hat{\tau}_{00}(\mathcal{O})\}},$$

where  $\{\hat{\tau}_{00}(\mathcal{O}), \hat{\omega}_{00}^1(\mathcal{O}), \hat{\omega}_{00}^0(\mathcal{O})\}$  are the fitted values of  $\{\tau_{00}(\mathcal{O}), \omega_{00}^1(\mathcal{O}), \omega_{00}^0(\mathcal{O})\}$  based on parametric working models.  $\hat{\mu}_{00}^{\text{CDR}}$  is also conditionally doubly robust in the sense that the consistency and asymptotic normality hold under either  $\mathcal{M}_\pi \cap \mathcal{M}_p^0 \cap \mathcal{M}_p^1$  or  $\mathcal{M}_p^0 \cap \mathcal{M}_p^1 \cap \mathcal{M}_m^{00} \cap \mathcal{M}_m^{10}$ . In addition,  $\hat{\mu}_{00}^{\text{CDR}}$  achieves the semiparametric efficiency lower bound when all the working models are correctly specified. Finally, the de-biased machine learning estimator for the never-takers is given by

$$\hat{\mu}_{00}^{\text{ML}} = \frac{\sum_{k=1}^K n_k (\hat{\omega}_{00}^{1,k} - \hat{\omega}_{00}^{0,k})}{\sum_{k=1}^K n_k \hat{\tau}_{00}^k},$$

where  $\hat{\omega}_{00}^{1,k} = \mathbb{P}_k \left\{ \omega_{00}^1(\mathcal{O}; \hat{\Gamma}^k(\mathbf{X})) \right\}$ ,  $\hat{\omega}_{00}^{0,k} = \mathbb{P}_k \left\{ \omega_{00}^0(\mathcal{O}; \hat{\Gamma}^k(\mathbf{X})) \right\}$ ,  $\hat{\tau}_{00}^k = \mathbb{P}_k \left\{ \tau_{00}(\mathcal{O}; \hat{\Gamma}^k(\mathbf{X})) \right\}$ , and  $\hat{\Gamma}^k(\mathbf{X}) \equiv [\hat{\pi}^k(\mathbf{X}), \hat{p}_0^k(\mathbf{X}), \hat{p}_1^k(\mathbf{X}), \hat{m}_{00}^k(\mathbf{X}), \hat{m}_{10}^k(\mathbf{X})]$ . Under slightly modified regularity conditions—specifically, by substituting the outcome mean models with  $m_{10}(\mathbf{X})$  and  $m_{00}(\mathbf{X})$  in Theorem 6, the estimator  $\hat{\mu}_{00}^{\text{ML}}$  is also  $\sqrt{n}$ -consistent, asymptotically normal, and semiparametric efficient.

### 10.3 PCE for defiers

The principal causal effect for the defiers is the local average treatment effect among individuals who would not have complied with the treatment assignment, which can be formally defined as

$$\mu_{10} = E\{Y(1) - Y(0) | D(0) = 1, D(1) = 0\} = \frac{E\{D(0)(1 - D(1))(Y(1) - Y(0))\}}{E\{D(0)(1 - D(1))\}}.$$

The identification formula for the PCE for the defiers, based on weighting, can be written as

$$\mu_{10} = \frac{E\{e_{10}(\mathbf{X})Z(1 - D)Y / [\pi(\mathbf{X})(1 - p_1(\mathbf{X}))]\}}{E\{e_{10}(\mathbf{X})Z(1 - D) / [\pi(\mathbf{X})(1 - p_1(\mathbf{X}))]\}} - \frac{E\{e_{10}(\mathbf{X})(1 - Z)DY / [(1 - \pi(\mathbf{X}))p_0(\mathbf{X})]\}}{E\{e_{10}(\mathbf{X})(1 - Z)D / [(1 - \pi(\mathbf{X}))p_0(\mathbf{X})]\}}, \quad (7)$$

where

$$e_{10}(\mathbf{X}) = -\frac{1 + (\theta - 1)(p_1(\mathbf{X}) - p_0(\mathbf{X})) - \sqrt{\delta(\mathbf{X})}}{2(\theta(\mathbf{X}) - 1)}.$$

(7) implies the weighting estimator

$$\hat{\mu}_{10} = \frac{\mathbb{P}_n\{\hat{e}_{10}(\mathbf{X})Z(1 - D)Y / [\hat{\pi}(\mathbf{X})(1 - \hat{p}_1(\mathbf{X}))]\}}{\mathbb{P}_n\{\hat{e}_{10}(\mathbf{X})Z(1 - D) / [\hat{\pi}(\mathbf{X})(1 - \hat{p}_1(\mathbf{X}))]\}} - \frac{\mathbb{P}_n\{\hat{e}_{10}(\mathbf{X})(1 - Z)DY / [(1 - \hat{\pi}(\mathbf{X}))\hat{p}_0(\mathbf{X})]\}}{\mathbb{P}_n\{\hat{e}_{10}(\mathbf{X})(1 - Z)D / [(1 - \hat{\pi}(\mathbf{X}))\hat{p}_0(\mathbf{X})]\}}.$$

Similarly, an alternative identification formula based on outcome regression can be expressed as

$$\mu_{10} = \frac{E\{e_{10}(\mathbf{X})(m_{10}(\mathbf{X}) - m_{01}(\mathbf{X}))\}}{E\{e_{10}(\mathbf{X})\}},$$

which motivates an outcome regression estimator based on its empirical analogue.

Additionally, the EIF for  $\mu_{10}$  is given by  $\varphi_{10}(\mathcal{O}) = E\{e_{10}(\mathbf{X})\}^{-1}(\xi_{10}^1(\mathcal{O}) - \xi_{10}^0(\mathcal{O}))$ ,



where  $\xi_{10}^z(\mathcal{O}) = \omega_{10}^z(\mathcal{O}) - \mu_{10}^z \tau_{10}(\mathcal{O})$ ,  $\mu_{10}^z \equiv E\{Y(z)|D(0) = 1, D(1) = 0\}$  and

$$\begin{aligned}\lambda_{10} &= 2(1 - \theta(\mathbf{X}))e_{10}(\mathbf{X}), \\ \tau_{10} &= e_{10}(\mathbf{X}) - \frac{1}{2\sqrt{\delta(\mathbf{X})}} \left[ (\psi_{D,0} - p_0(\mathbf{X})) \left( 2 \left( (\theta - 1)(p_1(\mathbf{X}) - p_0(\mathbf{X})) + p_1(\mathbf{X}) - \sqrt{\delta(\mathbf{X})} \right) - \lambda_{10}(\mathbf{X}) \right) + \right. \\ &\quad \left. (\psi_{D,1} - p_1(\mathbf{X})) (2p_0(\mathbf{X}) - \lambda_{10}(\mathbf{X})) \right], \\ \omega_{10}^1 &= \frac{e_{10}(\mathbf{X})}{1 - p_1(\mathbf{X})} (\psi_{Y(1-D),1} - m_{10}(\mathbf{X})\psi_{1-D,1}) + \tau_{10}(\mathcal{O})m_{10}(\mathbf{X}), \\ \omega_{10}^0 &= \frac{e_{10}(\mathbf{X})}{p_0(\mathbf{X})} (\psi_{YD,0} - m_{01}(\mathbf{X})\psi_{D,0}) + \tau_{10}(\mathcal{O})m_{01}(\mathbf{X}).\end{aligned}$$

Solving the estimating equations  $\mathbb{P}_n\{\xi_{10}^z(\mathcal{O}; \hat{\alpha}, \hat{\beta}_0, \hat{\beta}_1, \hat{\gamma}_{z(1-z)})\}$ ,  $z = 0, 1$ , based on the EIF evaluated at  $(\hat{\alpha}^\top, \hat{\beta}_0^\top, \hat{\beta}_1^\top, \hat{\gamma}_{z(1-z)}^\top)^\top$ , yields the conditionally doubly robust estimator,

$$\hat{\mu}_{10}^{\text{CDR}} = \frac{\mathbb{P}_n\{\hat{\omega}_{10}^1(\mathcal{O}) - \hat{\omega}_{10}^0(\mathcal{O})\}}{\mathbb{P}_n\{\hat{\tau}_{10}(\mathcal{O})\}},$$

where  $\{\hat{\tau}_{10}(\mathcal{O}), \hat{\omega}_{10}^1(\mathcal{O}), \hat{\omega}_{10}^0(\mathcal{O})\}$  are the fitted values of  $\{\tau_{10}(\mathcal{O}), \omega_{10}^1(\mathcal{O}), \omega_{10}^0(\mathcal{O})\}$  based on parametric working models.  $\hat{\mu}_{10}^{\text{CDR}}$  is conditionally doubly robust in the sense that the consistency and asymptotic normality hold under either  $\mathcal{M}_\pi \cap \mathcal{M}_p^0 \cap \mathcal{M}_p^1$  or  $\mathcal{M}_p^0 \cap \mathcal{M}_p^1 \cap \mathcal{M}_m^{01} \cap \mathcal{M}_m^{10}$ . In addition,  $\hat{\mu}_{10}^{\text{CDR}}$  achieves the semiparametric efficiency lower bound when all the working models are correctly specified. Finally, the de-biased machine learning estimator for the never-takers is then given by

$$\hat{\mu}_{10}^{\text{ML}} = \frac{\sum_{k=1}^K n_k (\hat{\omega}_{10}^{1,k} - \hat{\omega}_{10}^{0,k})}{\sum_{k=1}^K n_k \hat{\tau}_{10}^k},$$

where  $\hat{\omega}_{10}^{1,k} = \mathbb{P}_k\{\omega_{10}^1(\mathcal{O}; \hat{\Gamma}^k(\mathbf{X}))\}$ ,  $\hat{\omega}_{10}^{0,k} = \mathbb{P}_k\{\omega_{10}^0(\mathcal{O}; \hat{\Gamma}^k(\mathbf{X}))\}$ ,  $\hat{\tau}_{10}^k = \mathbb{P}_k\{\tau_{10}(\mathcal{O}; \hat{\Gamma}^k(\mathbf{X}))\}$ , and  $\hat{\Gamma}^k(\mathbf{X}) \equiv [\hat{\pi}^k(\mathbf{X}), \hat{p}_0^k(\mathbf{X}), \hat{p}_1^k(\mathbf{X}), \hat{m}_{10}^k(\mathbf{X}), \hat{m}_{01}^k(\mathbf{X})]$ . Under slightly modified regularity conditions—specifically, by substituting the outcome mean models with  $m_{10}(\mathbf{X})$  and  $m_{01}(\mathbf{X})$  in Theorem 6, the estimator  $\hat{\mu}_{10}^{\text{ML}}$  is also  $\sqrt{n}$ -consistent, asymptotically normal, and semiparametric efficient.

## 10.4 A special case under counterfactual intermediate independence with $\theta = 1$

In this section, we present the EIF for  $\mu_{d_0d_1}$  under counterfactual intermediate independence with  $\theta = 1$ . Based on the EIF, the construction of quadruply robust parametric estimators

and de-biased machine learning estimators follows similar procedures. As shown in Theorem 1, the EIF for  $\mu_{d_0 d_1}$  is

$$\varphi_{d_0 d_1}(\mathcal{O}|\theta) = E\{e_{d_0 d_1}(\mathbf{X})\}^{-1} \{\xi_{d_0 d_1}^1(\mathcal{O}) - \xi_{d_0 d_1}^0(\mathcal{O})\},$$

where  $z, d_0, d_1 \in \{0, 1\}$ ,  $\xi_{d_0 d_1}^z(\mathcal{O}) = \omega_{d_0 d_1}^z(\mathcal{O}) - \mu_{d_0 d_1}^z \tau_{d_0 d_1}(\mathcal{O})$  and

$$\begin{aligned} \omega_{d_0 d_1}^z(\mathcal{O}) = & d_z \frac{e_{d_0 d_1}(\mathbf{X})}{p_z(\mathbf{X})} (\psi_{YD,z} - m_{zd_z}(\mathbf{X})\psi_{D,z}) + \\ & (1 - d_z) \frac{e_{d_0 d_1}(\mathbf{X})}{1 - p_z(\mathbf{X})} (\psi_{Y(1-D),z} - m_{zd_z}(\mathbf{X})\psi_{1-D,z}) + \\ & \tau_{d_0 d_1}(\mathcal{O}) m_{zd_z}(\mathbf{X}). \end{aligned}$$

Thus, it suffices to specify the forms of  $\tau_{d_0 d_1}(\mathcal{O})$  and  $e_{d_0 d_1}(\mathbf{X})$  for  $d_0, d_1 \in \{0, 1\}$  and substitute them into the expressions above to derive the EIF under the assumption of counterfactual intermediate independence with  $\theta = 1$ . We explicitly write out the forms of  $\tau_{d_0 d_1}(\mathcal{O})$  and  $e_{d_0 d_1}(\mathbf{X})$  for  $d_0, d_1 \in \{0, 1\}$  below.

$$\begin{aligned} e_{11}(\mathbf{X}) &= p_0(\mathbf{X})p_1(\mathbf{X}), \\ e_{01}(\mathbf{X}) &= p_1(\mathbf{X})(1 - p_0(\mathbf{X})), \\ e_{00}(\mathbf{X}) &= (1 - p_0(\mathbf{X}))(1 - p_1(\mathbf{X})), \\ e_{10}(\mathbf{X}) &= p_0(\mathbf{X})(1 - p_1(\mathbf{X})), \\ \tau_{11}(\mathcal{O}) &= p_0(\mathbf{X})\psi_{D,1} + (\psi_{D,0} - p_0(\mathbf{X}))p_1(\mathbf{X}), \\ \tau_{01}(\mathcal{O}) &= \psi_{D,1}(1 - p_0(\mathbf{X})) + (p_0(\mathbf{X}) - 1 + \psi_{1-D,0})p_1(\mathbf{X}), \\ \tau_{00}(\mathcal{O}) &= \psi_{1-D,1}(1 - p_0(\mathbf{X})) + (p_0(\mathbf{X}) - 1 + \psi_{1-D,0})(1 - p_1(\mathbf{X})), \\ \tau_{10}(\mathcal{O}) &= p_0(\mathbf{X})\psi_{1-D,1} + (\psi_{D,0} - p_0(\mathbf{X}))(1 - p_1(\mathbf{X})). \end{aligned}$$

For example, using  $e_{11}(\mathbf{X})$  and  $\tau_{11}(\mathcal{O})$ ,  $\omega_{11}^z$  and  $\xi_{11}^z$  can be derived as follows:

$$\begin{aligned} \omega_{11}^1 &= p_0(\mathbf{X}) (\psi_{YD,1} - m_{11}(\mathbf{X})\psi_{D,1}) + m_{11}(\mathbf{X}) \{p_0(\mathbf{X})\psi_{D,1} + (\psi_{D,0} - p_0(\mathbf{X}))p_1(\mathbf{X})\}, \\ \omega_{11}^0 &= p_1(\mathbf{X}) (\psi_{YD,0} - m_{01}(\mathbf{X})\psi_{D,0}) + m_{01}(\mathbf{X}) \{p_0(\mathbf{X})\psi_{D,1} + (\psi_{D,0} - p_0(\mathbf{X}))p_1(\mathbf{X})\}, \\ \xi_{11}^1(\mathcal{O}) &= (\psi_{D,0} - p_0(\mathbf{X}))p_1(\mathbf{X})(m_{11}(\mathbf{X}) - \mu_{11}^1) + p_0(\mathbf{X})(\psi_{YD,1} - \mu_{11}^1\psi_{D,1}), \\ \xi_{11}^0(\mathcal{O}) &= (\psi_{D,1} - p_1(\mathbf{X}))p_0(\mathbf{X})(m_{01}(\mathbf{X}) - \mu_{11}^0) + p_1(\mathbf{X})(\psi_{YD,0} - \mu_{11}^0\psi_{D,0}). \end{aligned}$$

## 11 Proof of identification formulas

We present the proof for  $\mu_{11}^1$ , and the proof for  $\mu_{11}^0$  is similar. Recall

$$\mu_{11}^1 \equiv \frac{E\{D(0)D(1)Y(1)\}}{E\{D(0)D(1)\}}.$$

By Equation (6) in [Lipsitz et al. \(1991\)](#) or Equation (5.9) in [Geenens \(2020\)](#), treatment ignorability and SUTVA,

$$e_{11}(\mathbf{X}) = \frac{1 + (\theta(\mathbf{X}) - 1)(p_0(\mathbf{X}) + p_1(\mathbf{X})) - \sqrt{\delta(\mathbf{X})}}{2(\theta(\mathbf{X}) - 1)}, \quad (8)$$

where  $\delta(\mathbf{X}) = [1 + (\theta(\mathbf{X}) - 1)(p_0(\mathbf{X}) + p_1(\mathbf{X}))]^2 - 4\theta(\mathbf{X})(\theta(\mathbf{X}) - 1)p_0(\mathbf{X})p_1(\mathbf{X})$ . Then

$$\begin{aligned} \mu_{11}^1 &= \frac{E\{E\{D(0)D(1)Y(1)|\mathbf{X}\}\}}{E\{e_{11}(\mathbf{X})\}} \quad (\text{Law of total expectation (LOTE)}) \\ &= \frac{E\{\Pr(D(1) = 1|\mathbf{X})E\{D(0)Y(1)|\mathbf{X}, D(1) = 1\}\}}{E\{e_{11}(\mathbf{X})\}} \quad (\text{LOTE}) \\ &= \frac{E\{\Pr(D(1) = 1|\mathbf{X})E\{D(0)|\mathbf{X}, D(1) = 1\}E\{Y(1)|\mathbf{X}, D(1) = 1\}\}}{E\{e_{11}(\mathbf{X})\}} \quad (\text{LOTE and PI}) \\ &= \frac{E\{e_{11}(\mathbf{X})m_{11}(\mathbf{X})\}}{E\{e_{11}(\mathbf{X})\}} \quad (\text{LOTE, Treatment ignorability and SUTVA}), \end{aligned} \quad (9)$$

which yields the identification formula based on outcome regression. The identification formula based on weighting follows from the LOTE:

$$\frac{E\left\{\frac{e_{11}(\mathbf{X})ZDY}{\pi(\mathbf{X})p_1(\mathbf{X})}\right\}}{E\left\{\frac{e_{11}(\mathbf{X})ZD}{\pi(\mathbf{X})p_1(\mathbf{X})}\right\}} = (9).$$

## 12 Derivation of EIFs

In this section, we derive the EIFs for  $\mu_{11}^z, z \in \{0, 1\}$ . The EIF for the contrast  $\mu_{11}^1 - \mu_{11}^0$  is then simply the difference between the individual EIFs ([Tsiatis, 2006](#); [Kennedy, 2022](#)). Subsequently, Theorem 1 follows immediately. In particular, we derive EIF in the non-parametric sense, i.e., we impose no restrictions on the joint density of observed vector  $\mathcal{O}$ . To facilitate the derivations, we introduce the following preliminaries. Denote  $f(\mathcal{O})$  as the joint density function of  $\mathcal{O}$ . Consider the following factorization

$$f(\mathcal{O}) = f(\mathbf{X})f(Z|\mathbf{X})f(D|Z, \mathbf{X})f(Y|D, Z, \mathbf{X}).$$

Following Theorem 4.4 and Theorem 4.5 in [Tsiatis \(2006\)](#), the tangent space  $\mathcal{F}$  is the entire Hilbert space  $\mathcal{H} \equiv \{h : E\{h(\mathcal{O})\} = 0, E\{[h(\mathcal{O})]^2\} < \infty\}$  and furthermore,

$$\mathcal{F} = \mathcal{F}_1 \oplus \mathcal{F}_2 \oplus \mathcal{F}_3 \oplus \mathcal{F}_4,$$

where  $\{\mathcal{F}_1, \mathcal{F}_2, \mathcal{F}_3, \mathcal{F}_4\}$  are mutually orthogonal with

$$\begin{aligned}\mathcal{F}_1 &= \{h(\mathbf{X}) \in \mathcal{H} : E\{h(\mathbf{X})\} = 0\}, \\ \mathcal{F}_2 &= \{h(Z, \mathbf{X}) \in \mathcal{H} : E\{h(Z, \mathbf{X})|\mathbf{X}\} = 0\}, \\ \mathcal{F}_3 &= \{h(D, Z, \mathbf{X}) \in \mathcal{H} : E\{h(D, Z, \mathbf{X})|Z, \mathbf{X}\} = 0\}, \\ \mathcal{F}_4 &= \{h(\mathcal{O}) \in \mathcal{H} : E\{h(\mathcal{O})|D, Z, \mathbf{X}\} = 0\}.\end{aligned}$$

We consider a parametric submodel for the distribution of  $\mathcal{O}$ ,  $\mathcal{P} = \{f_v(\mathcal{O}) : v \in \mathbb{R}\}$ , where  $f_0 = f$  is the true density and  $E_0 = E$  denotes the expectation with respect to  $f$  for ease of notation. Consider the following orthogonal decomposition of the score vector

$$S(\mathcal{O}) = S(\mathbf{X}) + S(Z|\mathbf{X}) + S(D|Z, \mathbf{X}) + S(Y|D, Z, \mathbf{X}),$$

where

$$\begin{aligned}S(\mathcal{O}) &= \frac{\partial \log f_v(\mathcal{O})}{\partial v} \Big|_{v=0}, \quad S(Y|D, Z, \mathbf{X}) = \frac{\partial \log f_v(Y|D, Z, \mathbf{X})}{\partial v} \Big|_{v=0}, \\ S(D|Z, \mathbf{X}) &= \frac{\partial \log f_v(D|Z, \mathbf{X})}{\partial v} \Big|_{v=0}, \quad S(Z|\mathbf{X}) = \frac{\partial \log f_v(Z|\mathbf{X})}{\partial v} \Big|_{v=0}, \quad S(\mathbf{X}) = \frac{\partial \log f_v(\mathbf{X})}{\partial v} \Big|_{v=0}.\end{aligned}$$

We define  $\mu_{11,v}^1$  as the value of  $\mu_{11}^1$  in the submodel and the truth is attained at  $v = 0$ , i.e.,  $\mu_{11}^1$ . Theorem 3.2 in [Tsiatis \(2006\)](#) implies that the influence function  $\varphi_{11}^1(\mathcal{O}) \in \mathcal{H}$  for the submodel can be characterized by

$$E\{\varphi_{11}^1(\mathcal{O})S(\mathcal{O})\} = \frac{\partial \mu_{11,v}^1}{\partial v} \Big|_{v=0}. \quad (10)$$

Following the convention, we use  $\dot{\mu}_{11}^1(v)|_{v=0}$  to denote  $\partial \mu_{11,v}^1 / \partial v|_{v=0}$  and apply this notation to all pathwise partial derivatives with respect to  $v$ . [Kennedy \(2022\)](#) showed that there is at most one solution to the differential equation (10), without imposing any restrictions on the distribution of  $\mathcal{O}$ . By Theorem 4.3 in [Tsiatis \(2006\)](#), the EIF is indeed  $\varphi_{11}^1(\mathcal{O})$  because the tangent space is the entire Hilbert space. Subsequently, the EIF solves Equation (10). Equation (9) implies that  $\mu_{11}^1$  can be written as a ratio, i.e.,  $\mu_{11}^1 = \underline{N}/\underline{D}$  with

$$\underline{N} = E\{e_{11}(\mathbf{X})m_{11}(\mathbf{X})\}, \quad \underline{D} = E\{e_{11}(\mathbf{X})\}.$$

Let  $\varphi_{\underline{N}}(\mathcal{O})$  and  $\varphi_{\underline{D}}(\mathcal{O})$  be the influence functions of  $\underline{N}$  and  $\underline{D}$ , respectively. By [Kennedy \(2022\)](#), if both  $\varphi_{\underline{N}}(\mathcal{O})$  and  $\varphi_{\underline{D}}(\mathcal{O})$  are known, the influence function of  $\mu_{11}^1$  can be explicitly given by

$$\varphi_{11}^1(\mathcal{O}) = \frac{1}{\underline{D}}\varphi_{\underline{N}}(\mathcal{O}) - \frac{\underline{N}}{\underline{D}^2}\varphi_{\underline{D}}(\mathcal{O}),$$

where  $E\{\varphi_{\underline{N}}(\mathcal{O})S(\mathcal{O})\} = \dot{\underline{N}}_v|_{v=0}$  and  $E\{\varphi_{\underline{D}}(\mathcal{O})S(\mathcal{O})\} = \dot{\underline{D}}_v|_{v=0}$ . This is called the *quotient rule* for the influence function operator (similar to the quotient rule for calculus). It remains to find the EIFs for the denominator ( $\underline{D}$ ) and numerator ( $\underline{N}$ ), respectively. We first find the EIF for the denominator. To facilitate the derivation, we present the following lemmas without proof based on Section S6.1.1 of the Supplementary Material in [Jiang et al. \(2022\)](#).

**Lemma 1.** *Let  $\Xi_z(\mathbf{X}) = E\{F(Y, D, \mathbf{X})|Z = z, \mathbf{X}\}, z \in \{0, 1\}$ , where  $F$  is a random function of  $(Y, D, \mathbf{X})$ . Then*

$$\dot{\Xi}_{z,v}(\mathbf{X})|_{v=0} = E\{(\psi_{F(Y,D,\mathbf{X}),z} - \Xi_z(\mathbf{X}))S(Y, D|Z, \mathbf{X})|\mathbf{X}\}.$$

**Lemma 2.** *For  $z \in \{0, 1\}$ ,*

$$\begin{aligned} \dot{m}_{z1,v}(\mathbf{X})|_{v=0} &= E\left\{\frac{\psi_{YD,z} - m_{z1}(\mathbf{X})\psi_{D,z}}{p_z(\mathbf{X})}S(Y|Z, D, \mathbf{X})|\mathbf{X}\right\}, \\ \dot{m}_{z0,v}(\mathbf{X})|_{v=0} &= E\left\{\frac{\psi_{Y(1-D),z} - m_{z0}(\mathbf{X})\psi_{1-D,z}}{1 - p_z(\mathbf{X})}S(Y|Z, D, \mathbf{X})|\mathbf{X}\right\}. \end{aligned}$$

We have

$$\begin{aligned} \dot{\delta}_v(\mathbf{X})|_{v=0} &= 2(\theta(\mathbf{X}) - 1)[1 + (\theta(\mathbf{X}) - 1)(p_0(\mathbf{X}) + p_1(\mathbf{X}))](\dot{p}_{0,v}(\mathbf{X})|_{v=0} + \dot{p}_{1,v}(\mathbf{X})|_{v=0}) - \\ &\quad 4\theta(\mathbf{X})(\theta(\mathbf{X}) - 1)(\dot{p}_{0,v}(\mathbf{X})|_{v=0}p_1(\mathbf{X}) + \dot{p}_{1,v}(\mathbf{X})|_{v=0}p_0(\mathbf{X})) \quad (\text{Chain rule}) \\ &= E\left\{\left\{2(\theta(\mathbf{X}) - 1)[1 + (\theta(\mathbf{X}) - 1)(p_0(\mathbf{X}) + p_1(\mathbf{X}))][\psi_{D,0} + \psi_{D,1} - (p_0(\mathbf{X}) + p_1(\mathbf{X}))] - \right. \right. \\ &\quad \left. \left. 4\theta(\mathbf{X})(\theta(\mathbf{X}) - 1)[(\psi_{D,0} - p_0(\mathbf{X}))p_1(\mathbf{X}) + (\psi_{D,1} - p_1(\mathbf{X}))p_0(\mathbf{X})]\right\}S(D|Z, \mathbf{X})|\mathbf{X}\right\} \quad (\text{Lemma 1}) \\ &= 2(\theta(\mathbf{X}) - 1)E\left\{\left\{(\psi_{D,0} - p_0(\mathbf{X}))[1 + (\theta(\mathbf{X}) - 1)p_0(\mathbf{X}) - (\theta(\mathbf{X}) + 1)p_1(\mathbf{X})] + \right. \right. \\ &\quad \left. \left. (\psi_{D,1} - p_1(\mathbf{X}))[1 + (\theta(\mathbf{X}) - 1)p_1(\mathbf{X}) - (\theta(\mathbf{X}) + 1)p_0(\mathbf{X})]\right\}S(D|Z, \mathbf{X})|\mathbf{X}\right\}, \end{aligned}$$

which, together with Lemma 1, implies

$$\begin{aligned}
\dot{e}_{11,v}(\mathbf{X})|_{v=0} &= \frac{1}{2}(\dot{p}_{0,v}(\mathbf{X})|_{v=0} + \dot{p}_{1,v}(\mathbf{X})|_{v=0}) - \frac{\dot{\delta}_v(\mathbf{X})|_{v=0}}{4(\theta(\mathbf{X}) - 1)\sqrt{\delta(\mathbf{X})}} \quad (\text{Chain rule}) \\
&= E \left\{ (\theta(\mathbf{X}) - 1)\sqrt{\delta(\mathbf{X})}^{-1} \left[ (\psi_{D,0} - p_0(\mathbf{X})) \left( \frac{\theta(\mathbf{X})p_1(\mathbf{X})}{\theta(\mathbf{X}) - 1} - e_{11}(\mathbf{X}) \right) + \right. \right. \\
&\quad \left. \left. (\psi_{D,1} - p_1(\mathbf{X})) \left( \frac{\theta(\mathbf{X})p_0(\mathbf{X})}{\theta(\mathbf{X}) - 1} - e_{11}(\mathbf{X}) \right) \right] S(D|Z, \mathbf{X}) | \mathbf{X} \right\}. \quad (11)
\end{aligned}$$

Chain rule implies

$$\dot{\underline{D}}_{\theta}|_{v=0} = \underbrace{E\{e_{11}(\mathbf{X})S(\mathbf{X})\}}_{(A_1)} + \underbrace{E\{\dot{e}_{11,v}(\mathbf{X})|_{v=0}\}}_{(A_2)}.$$

Since  $E\{S(\mathbf{X})\} = 0$ ,  $(A_1)$  is equivalent to  $E\{(e_{11}(\mathbf{X}) - \underline{D})S(\mathbf{X})\}$ . It is straightforward to verify that

$$\begin{aligned}
e_{11}(\mathbf{X}) - \underline{D} &\in \mathcal{F}_1, \\
\frac{\theta(\mathbf{X}) - 1}{\sqrt{\delta(\mathbf{X})}} \left[ (\psi_{D,0} - p_0(\mathbf{X})) \left( \frac{\theta(\mathbf{X})p_1(\mathbf{X})}{\theta(\mathbf{X}) - 1} - e_{11}(\mathbf{X}) \right) + (\psi_{D,1} - p_1(\mathbf{X})) \left( \frac{\theta(\mathbf{X})p_0(\mathbf{X})}{\theta(\mathbf{X}) - 1} - e_{11}(\mathbf{X}) \right) \right] &\in \mathcal{F}_3.
\end{aligned}$$

Therefore, the EIF for the denominator is given by  $\varphi_{\underline{D}}(\mathcal{O}) = \tau_{11}(\mathcal{O}) - \underline{D}$ , where

$$\begin{aligned}
&\tau_{11}(\mathcal{O}) \\
&= e_{11}(\mathbf{X}) + \\
&\quad \frac{\theta(\mathbf{X}) - 1}{\sqrt{\delta(\mathbf{X})}} \left[ (\psi_{D,0} - p_0(\mathbf{X})) \left( \frac{\theta(\mathbf{X})p_1(\mathbf{X})}{\theta(\mathbf{X}) - 1} - e_{11}(\mathbf{X}) \right) + (\psi_{D,1} - p_1(\mathbf{X})) \left( \frac{\theta(\mathbf{X})p_0(\mathbf{X})}{\theta(\mathbf{X}) - 1} - e_{11}(\mathbf{X}) \right) \right].
\end{aligned}$$

Similarly, chain rule implies that

$$\dot{N}_v|_{v=0} = \underbrace{E\{e_{11}(\mathbf{X})m_{11}(\mathbf{X})S(\mathbf{X})\}}_{(B_1)} + \underbrace{E\{\dot{e}_{11,v}(\mathbf{X})|_{v=0}m_{11}(\mathbf{X})\}}_{(B_2)} + \underbrace{E\{e_{11}(\mathbf{X})\dot{m}_{11,v}(\mathbf{X})|_{v=0}\}}_{(B_3)}.$$

$(B_1)$  equals to  $E\{(e_{11}(\mathbf{X})m_{11}(\mathbf{X}) - \underline{N})S(\mathbf{X})\}$ , because  $E\{S(\mathbf{X})\} = 0$ . (11) implies that

$$(B_2) = E\{(\tau_{11}(\mathcal{O}) - e_{11}(\mathbf{X}))m_{11}(\mathbf{X})S(D|Z, \mathbf{X})\}.$$

Lemma 2 indicates that

$$(B_3) = E\left\{ \frac{e_{11}(\mathbf{X})}{p_1(\mathbf{X})} (\psi_{YD,1} - m_{11}(\mathbf{X})\psi_{D,1}) S(Y|D, Z, \mathbf{X}) \right\}.$$

It is straightforward to verify that

$$\begin{aligned} e_{11}(\mathbf{X})m_{11}(\mathbf{X}) - \underline{N} &\in \mathcal{F}_1, \\ (\tau_{11}(\mathcal{O}) - e_{11}(\mathbf{X}))m_{11}(\mathbf{X}) &\in \mathcal{F}_3, \\ \frac{e_{11}(\mathbf{X})}{p_1(\mathbf{X})}(\psi_{YD,1} - m_{11}(\mathbf{X})\psi_{D,1}) &\in \mathcal{F}_4, \end{aligned}$$

based on which the EIF for the numerator is given by  $\varphi_{\underline{N}}(\mathcal{O}) = -\underline{N} + \omega_{11}^1(\mathcal{O})$ , where

$$\omega_{11}^1(\mathcal{O}) = \frac{e_{11}(\mathbf{X})}{p_1(\mathbf{X})}(\psi_{YD,1} - m_{11}(\mathbf{X})\psi_{D,1}) + \tau_{11}(\mathcal{O})m_{11}(\mathbf{X}).$$

Finally, quotient rule implies that the EIF for  $\mu_{11}^1$  is given by  $\varphi_{11}^1(\mathcal{O}) = \underline{D}^{-1}\xi_{11}^1(\mathcal{O})$ , where  $\xi_{11}^1(\mathcal{O}) = \omega_{11}^1(\mathcal{O}) - \mu_{11}^1\tau_{11}(\mathcal{O})$ . Applying similar procedures to  $\mu_{11}^0$  yields  $\varphi_{11}^0(\mathcal{O}) = \underline{D}^{-1}\xi_{11}^0(\mathcal{O})$ , where  $\xi_{11}^0(\mathcal{O}) = \omega_{11}^0(\mathcal{O}) - \mu_{11}^0\tau_{11}(\mathcal{O})$  and

$$\omega_{11}^0(\mathcal{O}) = \frac{e_{11}(\mathbf{X})}{p_0(\mathbf{X})}(\psi_{YD,0} - m_{01}(\mathbf{X})\psi_{D,0}) + \tau_{11}(\mathcal{O})m_{01}(\mathbf{X}).$$

## 13 Additional technical details for Theorem 2

### 13.1 Additional regularity conditions

We further assume that for  $\forall \epsilon > 0$ ,

$$\begin{aligned} \sup_{\boldsymbol{\eta}^{\text{CDR}} \in \boldsymbol{\Theta}} \|\mathbb{P}_n\{\Phi^{\text{CDR}}(\mathcal{O}; \boldsymbol{\eta}^{\text{CDR}})\} - E\{\Phi^{\text{CDR}}(\mathcal{O}; \boldsymbol{\eta}^{\text{CDR}})\}\| &= o_{\mathbb{P}}(1), \\ \inf_{\boldsymbol{\eta}^{\text{CDR}}: \|\boldsymbol{\eta}^{\text{CDR}} - \boldsymbol{\eta}^{\text{CDR}*}\| \geq \epsilon} \|E\{\Phi^{\text{CDR}}(\mathcal{O}; \boldsymbol{\eta}^{\text{CDR}})\}\| &> 0 = \|E\{\Phi^{\text{CDR}}(\mathcal{O}; \boldsymbol{\eta}^{\text{CDR}*})\}\|, \end{aligned}$$

where  $\boldsymbol{\Theta}$  is a compact space of parameters,  $\|\bullet\|$  is the usual Euclidean norm for vectors, and  $\boldsymbol{\eta}^{\text{CDR}*}$  is the truth. The above regularity conditions follow from Theorem 5.9 in [van der Vaart \(2000\)](#), which requires (i) the uniform convergence of the empirical estimating functions to the population estimating functions; (ii) the truth  $\boldsymbol{\eta}^{\text{CDR}*}$  is a well-separated solution of the population estimating equations. As an alternative to (ii), one can also assume that  $\boldsymbol{\eta}^{\text{CDR}*}$  is a unique solution of  $E\{\Phi^{\text{CDR}}(\mathcal{O}; \boldsymbol{\eta}^{\text{CDR}})\} = \mathbf{0}$ . Examples of sufficient conditions on the class of estimating functions that ensure the uniform convergence of the empirical estimating functions (i.e., condition (i)) can be found in Section 19.2 of [van der Vaart \(2000\)](#).

## 13.2 Proof of Theorem 2

### 13.2.1 Conditional double robustness

Recall that the characterizations of  $e_{d_0d_1}(\mathbf{X})$  depend on whether  $\theta(\mathbf{X}) = 1$  or  $\theta(\mathbf{X}) \rightarrow \infty$ . Without loss of generality, we assume  $\Pr(\theta(\mathbf{X}) = 1) = 0$  and  $\sup_{\mathbf{X} \in \mathcal{X}} \theta(\mathbf{X}) < \infty$ , or equivalently, that the distribution of  $\mathbf{X}$  is restricted to  $\mathcal{X}^* \equiv \{\mathbf{X} \in \mathcal{X} : \theta(\mathbf{X}) \neq 1, \theta(\mathbf{X}) < \infty\} \subseteq \mathcal{X}$ , with its density scaled by  $\Pr(\mathbf{X} \in \mathcal{X}^*)^{-1}$ . The proofs for the cases where  $\Pr(\theta(\mathbf{X}) = 1) > 0$  or  $\Pr(\theta(\mathbf{X}) > C) > 0$  for  $\forall C > 0$  are similar. Briefly, this involves restricting the distribution of  $\mathbf{X}$  to  $\{\mathbf{X} \in \mathcal{X} : \theta(\mathbf{X}) = 1\}$  or  $\{\mathbf{X} \in \mathcal{X} : \theta(\mathbf{X}) \rightarrow \infty\}$  and summing all components using the linearity of expectations. We present in great detail the proof for  $\hat{\mu}_{11}^1 \equiv E\{\hat{\omega}_{11}^1(\mathcal{O})\}/E\{\hat{\tau}_{11}(\mathcal{O})\}$ , and an analogous procedure applies to  $\hat{\mu}_{11}^0 \equiv E\{\hat{\omega}_{11}^0(\mathcal{O})\}/E\{\hat{\tau}_{11}(\mathcal{O})\}$ .

For ease of notation, we denote  $\pi^*(\mathbf{X}) = \pi(\mathbf{X}; \boldsymbol{\alpha}^*)$ ,  $p_z^*(\mathbf{X}) = p_z(\mathbf{X}; \boldsymbol{\beta}_z^*)$ ,  $m_{zd}^*(\mathbf{X}) = m_{zd}(\mathbf{X}; \boldsymbol{\gamma}_{zd}^*)$ ,  $\delta^*(\mathbf{X}) = \delta(\mathbf{X}; p_0^*(\mathbf{X}), p_1^*(\mathbf{X}))$  and  $\lambda_{11}^*(\mathbf{X}) = \lambda_{11}(\mathbf{X}; p_0^*(\mathbf{X}), p_1^*(\mathbf{X}), \delta^*(\mathbf{X}))$ , where  $\lambda_{d_0d_1}(\mathbf{X}) = 2(\theta(\mathbf{X}) - 1)e_{d_0d_1}(\mathbf{X})$  and  $\boldsymbol{\alpha}^*, \boldsymbol{\beta}_z^*, \boldsymbol{\gamma}_{zd}^*$  are the probability limits for  $\hat{\boldsymbol{\alpha}}, \hat{\boldsymbol{\beta}}_z, \hat{\boldsymbol{\gamma}}_{zd}$ , respectively. For simplicity, we omit the dependence on  $\mathbf{X}$  whenever the context is clear. For instance, we write  $\delta$  instead of  $\delta(\mathbf{X})$ . Theorem 5.9 in [van der Vaart \(2000\)](#) implies that

$$\boldsymbol{\eta}^{\text{CDR}} = \tilde{\boldsymbol{\eta}}^{\text{CDR}} + o_{\mathbb{P}}(1),$$

where  $\tilde{\boldsymbol{\eta}}^{\text{CDR}}$  satisfies  $E\{\Phi^{\text{CDR}}(\mathcal{O}; \tilde{\boldsymbol{\eta}}^{\text{CDR}})\} = \mathbf{0}$ . Thus, it is enough to show that  $E\{\xi_{11}^1(\mathcal{O}; \boldsymbol{\alpha}^*, \boldsymbol{\beta}_0^*, \boldsymbol{\beta}_1^*, \boldsymbol{\gamma}_{11}^*, \mu_{11}^1)\} = 0$ . By LOTE,

$$\begin{aligned} & E\{\tau_{11}(\mathcal{O}; \boldsymbol{\alpha}^*, \boldsymbol{\beta}_0^*, \boldsymbol{\beta}_1^*)\} - E\{e_{11}(\mathbf{X})\} \\ &= E\left\{\frac{1}{2}(p_0^* + p_1^* - p_0 - p_1) + \frac{\sqrt{\delta} - \sqrt{\delta^*}}{2(\theta - 1)} + \frac{\theta - 1}{\sqrt{\delta^*}} \times \right. \\ & \quad \left. \left[ \frac{1 - \pi}{1 - \pi^*}(p_0 - p_0^*) \left( \frac{\theta}{\theta - 1} p_1^* - e_{11}^* \right) + \frac{\pi}{\pi^*}(p_1 - p_1^*) \left( \frac{\theta}{\theta - 1} p_0^* - e_{11}^* \right) \right] \right\}. \end{aligned} \quad (12)$$

Clearly, (12) vanishes under  $\mathcal{M}_p^0 \cap \mathcal{M}_p^1$  regardless of the propensity score model is correctly specified or not. Similarly,

$$\begin{aligned} & E\{\omega_{11}^1(\mathcal{O}; \boldsymbol{\alpha}^*, \boldsymbol{\beta}_0^*, \boldsymbol{\beta}_1^*, \boldsymbol{\gamma}_{11}^*)\} - E\{e_{11}(\mathbf{X})m_{11}(\mathbf{X})\} \\ &= E\left\{ \frac{\pi p_1}{\pi^* p_1^*} e_{11}^*(m_{11} - m_{11}^*) + (\tau_{11}(\mathcal{O}; \boldsymbol{\alpha}^*, \boldsymbol{\beta}_0^*, \boldsymbol{\beta}_1^*) - e_{11})m_{11}^* + e_{11}(m_{11}^* - m_{11}) \right\}. \end{aligned} \quad (13)$$



Under  $\mathcal{M}_p^0 \cap \mathcal{M}_p^1$ ,

$$(13) = E \left\{ \frac{\pi - \pi^*}{\pi^*} e_{11} (m_{11} - m_{11}^*) \right\},$$

which implies that  $\hat{\mu}_{11}^1$  is consistent under either  $\mathcal{M}_\pi \cap \mathcal{M}_p^0 \cap \mathcal{M}_p^1$  or  $\mathcal{M}_p^0 \cap \mathcal{M}_p^1 \cap \mathcal{M}_m^{11}$ . Applying a similar procedure implies that  $\hat{\mu}_{11}^0$  is consistent under either  $\mathcal{M}_\pi \cap \mathcal{M}_p^0 \cap \mathcal{M}_p^1$  or  $\mathcal{M}_p^0 \cap \mathcal{M}_p^1 \cap \mathcal{M}_m^{01}$ . Eventually,  $\hat{\mu}_{11}^{\text{CDR}}$  is consistent under either  $\mathcal{M}_\pi \cap \mathcal{M}_p^0 \cap \mathcal{M}_p^1$  or  $\mathcal{M}_p^0 \cap \mathcal{M}_p^1 \cap \mathcal{M}_m^{01} \cap \mathcal{M}_m^{11}$ . Similarly, one can show that (i)  $\hat{\mu}_{11}^{\text{CDR}}$  is consistent under either  $\mathcal{M}_\pi \cap \mathcal{M}_p^0 \cap \mathcal{M}_p^1$  or  $\mathcal{M}_p^0 \cap \mathcal{M}_p^1 \cap \mathcal{M}_m^{01} \cap \mathcal{M}_m^{11}$  or  $\mathcal{M}_\pi \cap \mathcal{M}_m^{01} \cap \mathcal{M}_m^{11}$  for  $\theta \rightarrow \infty$ ; (ii)  $\hat{\mu}_{11}^{\text{CDR}}$  is consistent under either  $\mathcal{M}_\pi \cap \mathcal{M}_p^0 \cap \mathcal{M}_p^1$  or  $\mathcal{M}_p^0 \cap \mathcal{M}_p^1 \cap \mathcal{M}_m^{01} \cap \mathcal{M}_m^{11}$  or  $\mathcal{M}_\pi \cap \mathcal{M}_p^0 \cap \mathcal{M}_m^{01}$  or  $\mathcal{M}_\pi \cap \mathcal{M}_p^1 \cap \mathcal{M}_m^{11}$  for  $\theta = 1$ .

### 13.2.2 Semiparametric efficiency

To facilitate the proof, we first present the following lemma, which establishes that the ratio of one-step estimators retains semiparametric efficiency and linearity for estimating the ratio of the corresponding parameters.

**Lemma 3.** *Suppose the parameter of interest, viewed as a functional of the true distribution of the data  $\mathbb{P}$ , is a ratio,  $R(\mathbb{P}) \equiv \underline{N}(\mathbb{P}) \times \underline{D}(\mathbb{P})^{-1}$ . Suppose the influence functions for the numerator and the denominator are  $\varphi_{\underline{N}}(\mathbb{P})$  and  $\varphi_{\underline{D}}(\mathbb{P})$ , respectively. Let  $\hat{\underline{N}}$  and  $\hat{\underline{D}}$  be the consistent estimators for  $\underline{N}$  and  $\underline{D}$  respectively. If  $\epsilon_1 < \hat{\underline{D}} < \epsilon_2$  for some constants  $\epsilon_1, \epsilon_2 > 0$  and*

$$\begin{aligned} \sqrt{n}(\hat{\underline{N}} - \underline{N}) &= \sqrt{n}(\mathbb{P}_n - \mathbb{P})\varphi_{\underline{N}}(\mathbb{P}) + o_{\mathbb{P}}(1), \\ \sqrt{n}(\hat{\underline{D}} - \underline{D}) &= \sqrt{n}(\mathbb{P}_n - \mathbb{P})\varphi_{\underline{D}}(\mathbb{P}) + o_{\mathbb{P}}(1), \end{aligned}$$

then

$$\sqrt{n} \left( \frac{\hat{\underline{N}}}{\hat{\underline{D}}} - \frac{\underline{N}}{\underline{D}} \right) = \sqrt{n}(\mathbb{P}_n - \mathbb{P})\varphi_R(\mathbb{P}) + o_{\mathbb{P}}(1),$$

where  $\varphi_R(\mathbb{P}) = \frac{1}{\underline{D}}\varphi_{\underline{N}}(\mathbb{P}) - \frac{\underline{N}}{\underline{D}^2}\varphi_{\underline{D}}(\mathbb{P})$  is the influence function for  $R$ .

*Proof.* We have

$$\begin{aligned}
\sqrt{n} \left( \frac{\widehat{N}}{\widehat{D}} - \frac{N}{D} \right) &= \frac{1}{\widehat{D}} \times \sqrt{n}(\widehat{N} - N) - \frac{N}{\widehat{D}D} \times \sqrt{n}(\widehat{D} - D) \\
&= \frac{1}{\widehat{D}} \{ \sqrt{n}(\mathbb{P}_n - \mathbb{P})\varphi_{\underline{N}}(\mathbb{P}) + o_{\mathbb{P}}(1) \} - \frac{N}{\widehat{D}D} \times \{ \sqrt{n}(\mathbb{P}_n - \mathbb{P})\varphi_{\underline{D}}(\mathbb{P}) + o_{\mathbb{P}}(1) \} \\
&= \frac{1}{\widehat{D}} \sqrt{n}(\mathbb{P}_n - \mathbb{P})\varphi_{\underline{N}}(\mathbb{P}) - \frac{N}{\widehat{D}D} \times \sqrt{n}(\mathbb{P}_n - \mathbb{P})\varphi_{\underline{D}}(\mathbb{P}) + o_{\mathbb{P}}(1) \\
&= \left( \frac{1}{\underline{D}} + o_{\mathbb{P}}(1) \right) \sqrt{n}(\mathbb{P}_n - \mathbb{P})\varphi_{\underline{N}}(\mathbb{P}) - \left( \frac{N}{\underline{D}^2} + o_{\mathbb{P}}(1) \right) \times \sqrt{n}(\mathbb{P}_n - \mathbb{P})\varphi_{\underline{D}}(\mathbb{P}) + o_{\mathbb{P}}(1) \\
&= \left( \frac{1}{\underline{D}} \right) \sqrt{n}(\mathbb{P}_n - \mathbb{P})\varphi_{\underline{N}}(\mathbb{P}) - \left( \frac{N}{\underline{D}^2} \right) \times \sqrt{n}(\mathbb{P}_n - \mathbb{P})\varphi_{\underline{D}}(\mathbb{P}) + o_{\mathbb{P}}(1) \\
&= \sqrt{n}(\mathbb{P}_n - \mathbb{P})\varphi_R(\mathbb{P}) + o_{\mathbb{P}}(1),
\end{aligned}$$

where the third equality is due to that  $\epsilon_1 < \widehat{D} < \epsilon_2$ , the fourth equality is due to that  $\widehat{D} = \underline{D} + o_{\mathbb{P}}(1)$ , and the last equality is due to that  $\varphi_R(\mathbb{P}) = \frac{1}{\underline{D}}\varphi_{\underline{N}}(\mathbb{P}) - \frac{N}{\underline{D}^2}\varphi_{\underline{D}}(\mathbb{P})$ .  $\square$

Define  $\underline{N} = E\{e_{11}(\mathbf{X})(m_{11}(\mathbf{X}) - m_{01}(\mathbf{X}))\}$  and  $\underline{D} = E\{e_{11}(\mathbf{X})\}$ . Then  $\mu_{11} = \underline{N} \times \underline{D}^{-1}$ . By the proof of Theorem 1, the influence functions for  $\underline{N}$  and  $\underline{D}$  are respectively given by

$$\varphi_{\underline{N}}(\mathcal{O}) = \omega_{11}^1(\mathcal{O}) - \omega_{11}^0(\mathcal{O}) - \underline{N}, \quad \varphi_{\underline{D}}(\mathcal{O}) = \tau_{11}(\mathcal{O}) - \underline{D}.$$

Let  $\widehat{N}$  and  $\widehat{D}$  be the one-step estimators (Kennedy, 2022) for  $\underline{N}$  and  $\underline{D}$ , respectively, where

$$\widehat{N} = \mathbb{P}_n \{ (\widehat{\omega}_{11}^1(\mathcal{O}) - \widehat{\omega}_{11}^0(\mathcal{O})) \}, \quad \widehat{D} = \mathbb{P}_n \{ \widehat{\tau}_{11}(\mathcal{O}) \},$$

where  $\widehat{\tau}_{11}(\mathcal{O})$  and  $\widehat{\omega}_{11}^z(\mathcal{O})$  are obtained based on parametric working models. We analyze  $\widehat{N}$  by the following arguments. Consider a M-estimator  $\widehat{N}^*$  defined by the below estimating equation

$$\mathbb{P}_n \{ \varphi_{\underline{N}}(\mathcal{O}; \widehat{N}^*, \boldsymbol{\zeta}^*) \} = 0, \tag{14}$$

where  $\boldsymbol{\zeta}^*$  is the probability limit of  $\widehat{\boldsymbol{\zeta}}$  (existence assumed) and  $\widehat{\boldsymbol{\zeta}} \equiv (\boldsymbol{\alpha}^\top, \boldsymbol{\beta}_0^\top, \boldsymbol{\beta}_1^\top, \boldsymbol{\gamma}_{11}^\top, \boldsymbol{\gamma}_{01}^\top)^\top$  is the collection of all the finite-dimensional nuisance parameters used to construct  $\widehat{N}$ . Recall that  $\widehat{\boldsymbol{\zeta}}$  is the maximum likelihood estimator (MLE) of  $\boldsymbol{\zeta}$ , which implies that  $\sqrt{n}(\widehat{\boldsymbol{\zeta}} - \boldsymbol{\zeta}^*) = O_{\mathbb{P}}(1)$ . By construction, the one-step estimator  $\widehat{N}$  is defined by the estimating equation

$$\mathbb{P}_n \{ \varphi_{\underline{N}}(\mathcal{O}; \widehat{N}, \widehat{\boldsymbol{\zeta}}) \} = 0, \tag{15}$$

where the only difference between (14) and (15) is that the truth and the plug-in estimator of  $\zeta^*$  are used respectively. Applying the first-order Taylor's theorem to (15) with respect to  $\zeta^*$  gives

$$\mathbb{P}_n\{\varphi_{\underline{N}}(\mathcal{O}; \widehat{\underline{N}}, \widehat{\zeta})\} = \mathbb{P}_n\{\varphi_{\underline{N}}(\mathcal{O}; \widehat{\underline{N}}, \zeta^*)\} + \mathbb{P}_n\left\{\frac{\partial\varphi_{\underline{N}}(\mathcal{O}; \widehat{\underline{N}}, \zeta')}{\partial\zeta^\top}\right\}(\widehat{\zeta} - \zeta^*), \quad (16)$$

where  $\zeta'$  lies between  $\widehat{\zeta}$  and  $\zeta^*$ . Similarly, applying the first-order Taylor's theorem to  $\mathbb{P}_n\{\varphi_{\underline{N}}(\mathcal{O}; \widehat{\underline{N}}, \zeta^*)\}$  with respect to  $\widehat{\underline{N}}^*$  yields

$$\mathbb{P}_n\{\varphi_{\underline{N}}(\mathcal{O}; \widehat{\underline{N}}, \zeta^*)\} = \mathbb{P}_n\left\{\frac{\partial\varphi_{\underline{N}}(\mathcal{O}; \widehat{\underline{N}}', \zeta^*)}{\partial\widehat{\underline{N}}}\right\}(\widehat{\underline{N}} - \widehat{\underline{N}}^*), \quad (17)$$

where  $\widehat{\underline{N}}'$  lies between  $\widehat{\underline{N}}$  and  $\widehat{\underline{N}}^*$  and  $\mathbb{P}_n\{\varphi_{\underline{N}}(\mathcal{O}; \widehat{\underline{N}}^*, \zeta^*)\} = 0$  by (14). (16) and (17) imply

$$\sqrt{n}(\widehat{\underline{N}} - \widehat{\underline{N}}^*) = \frac{\mathbb{P}_n\left\{\frac{\partial\varphi_{\underline{N}}(\mathcal{O}; \widehat{\underline{N}}, \zeta')}{\partial\zeta^\top}\right\} \times \sqrt{n}(\widehat{\zeta} - \zeta^*)}{-\mathbb{P}_n\left\{\frac{\partial\varphi_{\underline{N}}(\mathcal{O}; \widehat{\underline{N}}', \zeta^*)}{\partial\widehat{\underline{N}}}\right\}}.$$

It is clear that  $\frac{\partial\varphi_{\underline{N}}(\mathcal{O}; \widehat{\underline{N}}', \zeta^*)}{\partial\widehat{\underline{N}}} = -1$ . The consistency of  $\widehat{\underline{N}}$  and  $\widehat{\zeta}$  implies that

$$\mathbb{P}_n\left\{\frac{\partial\varphi_{\underline{N}}(\mathcal{O}; \widehat{\underline{N}}, \zeta')}{\partial\zeta^\top}\right\} = E\left\{\frac{\partial\varphi_{\underline{N}}(\mathcal{O}; \underline{N}, \zeta^*)}{\partial\zeta^\top}\right\} + o_{\mathbb{P}}(1) = o_{\mathbb{P}}(1),$$

where the last equality follows from the direct algebra. Therefore,  $\sqrt{n}(\widehat{\underline{N}} - \widehat{\underline{N}}^*) = o_{\mathbb{P}}(1)O_{\mathbb{P}}(1) = o_{\mathbb{P}}(1)$ , which further implies that the influence functions of  $\widehat{\underline{N}}$  and  $\widehat{\underline{N}}^*$  are identical. By Equation (3.6) in Tsiatis (2006), the influence function of the M-estimator  $\widehat{\underline{N}}^*$  is  $\varphi_{\underline{N}}(\mathcal{O})$ . Analogously, one can show that the influence function of  $\widehat{\underline{D}}$  is  $\varphi_{\underline{D}}(\mathcal{O})$ . Eventually, we conclude from Lemma 3 as  $\widehat{\underline{D}}$  is uniformly bounded by two positive constants given regularity conditions in Theorem 2.

## 14 Proof of Theorem 3

Without loss of generality, we assume  $\sup_{\mathbf{X} \in \mathcal{X}^*} \theta(\mathbf{X}) = \epsilon_1 < \infty$  and denote  $\inf_{\mathbf{X} \in \mathcal{X}^*} |\theta(\mathbf{X}) - 1| = \epsilon_2 > 0$ , where  $\mathcal{X}^* = \{\mathbf{X} \in \mathcal{X} : \theta(\mathbf{X}) \neq 1\}$ . The case where  $\theta \rightarrow \infty$ , constrained by  $p_1(\mathbf{X}) > p_0(\mathbf{X})$  for all  $\mathbf{X} \in \mathcal{X}$ , is discussed in Section 16. Following the same reasoning as before, it suffices to consider the case where  $\Pr(\theta(\mathbf{X}) = 1) = 0$ . To align with the

convention, we use  $\mathbb{P}$  to denote the expectation with respect to the true distribution of the data. To facilitate the proof, we first show the following three lemmas.

**Lemma 4.** *Suppose that  $\hat{f}^k(\mathcal{O})$  is estimated using the training sample  $\mathcal{V}^{-k}$ ,  $\mathbb{P}_k$  is the empirical measure over the validation sample  $\mathcal{V}^k$ , and  $\mathcal{V}^k$  and  $\mathcal{V}^{-k}$  are independent. Then*

$$\sqrt{n_k}(\mathbb{P}_k - \mathbb{P})\{\hat{f}^k(\mathcal{O}) - f(\mathcal{O})\} = O_{\mathbb{P}}\left(E\{[(\hat{f}^k(\mathcal{O}) - f(\mathcal{O}))^2|\mathcal{V}^{-k}]\}^{1/2}\right),$$

where  $n_k$  is the sample size of the validation sample.

*Proof.* We note that

$$\begin{aligned}\text{Var}\left\{\sqrt{n_k}(\mathbb{P}_k - \mathbb{P})\{\hat{f}^k(\mathcal{O}) - f(\mathcal{O})\}|\mathcal{V}^{-k}\right\} &= n_k \text{Var}\left\{\mathbb{P}_k\{\hat{f}^k(\mathcal{O}) - f(\mathcal{O})\}|\mathcal{V}^{-k}\right\} \\ &= \text{Var}\left\{\hat{f}^k(\mathcal{O}) - f(\mathcal{O})|\mathcal{V}^{-k}\right\}\end{aligned}\tag{18}$$

$$\leq E\{[(\hat{f}^k(\mathcal{O}) - f(\mathcal{O}))^2|\mathcal{V}^{-k}],\tag{19}$$

where the first equality is because  $\hat{f}^k$  is fixed conditional on  $\mathcal{V}^{-k}$ . Thus,

$$\begin{aligned}&\mathbb{P}\left\{\frac{\sqrt{n_k}|(\mathbb{P}_k - \mathbb{P})\{\hat{f}^k(\mathcal{O}) - f(\mathcal{O})\}|}{E\{[(\hat{f}^k(\mathcal{O}) - f(\mathcal{O}))^2|\mathcal{V}^{-k}]^{1/2}} > t\right\} \\ &= \mathbb{P}\left\{\frac{\sqrt{n_k}|(\mathbb{P}_k - \mathbb{P})\{\hat{f}^k(\mathcal{O}) - f(\mathcal{O})\}|}{\text{Var}\left\{\hat{f}^k(\mathcal{O}) - f(\mathcal{O})|\mathcal{V}^{-k}\right\}^{1/2}} > \frac{E\{[(\hat{f}^k(\mathcal{O}) - f(\mathcal{O}))^2|\mathcal{V}^{-k}]^{1/2}}{\text{Var}\left\{\hat{f}^k(\mathcal{O}) - f(\mathcal{O})|\mathcal{V}^{-k}\right\}^{1/2}} t\right\} \\ &= E\left[\mathbb{P}\left\{\frac{\sqrt{n_k}|(\mathbb{P}_k - \mathbb{P})\{\hat{f}^k(\mathcal{O}) - f(\mathcal{O})\}|}{\text{Var}\left\{\hat{f}^k(\mathcal{O}) - f(\mathcal{O})|\mathcal{V}^{-k}\right\}^{1/2}} > \frac{E\{[(\hat{f}^k(\mathcal{O}) - f(\mathcal{O}))^2|\mathcal{V}^{-k}]^{1/2}}{\text{Var}\left\{\hat{f}^k(\mathcal{O}) - f(\mathcal{O})|\mathcal{V}^{-k}\right\}^{1/2}} t|\mathcal{V}^{-k}\right\}\right] \\ &\leq \frac{1}{t^2} E\left[\frac{\text{Var}\left\{\hat{f}^k(\mathcal{O}) - f(\mathcal{O})|\mathcal{V}^{-k}\right\}}{E\{[(\hat{f}^k(\mathcal{O}) - f(\mathcal{O}))^2|\mathcal{V}^{-k}]\}}\right] \leq \frac{1}{t^2},\end{aligned}$$

where the second equality is due to LOTE, the first inequality is due to Chebyshev's inequality, (18) and that  $E\{(\mathbb{P}_k - \mathbb{P})\{\hat{f}^k(\mathcal{O}) - f(\mathcal{O})\}|\mathcal{V}^{-k}\} = 0$ , and the last inequality is due to (19). We conclude from the fact that an arbitrarily small upper-bound  $\epsilon > 0$  for the tail probability can be achieved by taking  $t = \epsilon^{-1/2}$ .  $\square$

Notably, Lemma 4 is an adaptation of Lemma 1 in Kennedy (2022), with the conclusion modified to hold conditional on the training sample  $\mathcal{V}^{-k}$ .

**Lemma 5.** Suppose that  $\hat{f}^k(\mathcal{O})$  is estimated using the training sample  $\mathcal{V}^{-k}$ , and  $\mathcal{V}^k$  and  $\mathcal{V}^{-k}$  are independent. If  $\|\hat{f}^k(\mathcal{O}) - f(\mathcal{O})\|_2 = o_{\mathbb{P}}(1)$ , then

$$E\{(\hat{f}^k(\mathcal{O}) - f(\mathcal{O}))^2 | \mathcal{V}^{-k}\} = o_{\mathbb{P}}(1).$$

*Proof.* By Markov's inequality,

$$\begin{aligned} \Pr(E\{(\hat{f}^k(\mathcal{O}) - f(\mathcal{O}))^2 | \mathcal{V}^{-k}\} \geq t) &\leq \frac{E\{E\{(\hat{f}^k(\mathcal{O}) - f(\mathcal{O}))^2 | \mathcal{V}^{-k}\}\}}{t} \\ &= \frac{E\{(\hat{f}^k(\mathcal{O}) - f(\mathcal{O}))^2\}}{t} = o_{\mathbb{P}}(1). \end{aligned}$$

□

Lemma 5 is commonly used in the causal inference literature to establish the asymptotic linearity of the de-biased machine learning estimator (Kennedy, 2022; Wang et al., 2024). Finally, below Lemma 6 plays an important role in relating  $\delta(\mathbf{X})$  to the mixed bias property of the Neyman orthogonal score (Rotnitzky et al., 2021; Cheng and Li, 2024).

**Lemma 6.** For  $\theta \geq 0, x, y, a, b \in (0, 1)$ , define  $f(x, y) = \sqrt{[1 + (\theta - 1)(x + y)]^2 - 4\theta(\theta - 1)xy}$ . Then Taylor expansion implies

$$\begin{aligned} f(x, y) = & f(a, b) + \frac{\theta - 1}{f(a, b)} [1 + (\theta - 1)a - (\theta + 1)b] (x - a) + \\ & \frac{\theta - 1}{f(a, b)} [1 + (\theta - 1)b - (\theta + 1)a] (y - b) + \frac{1}{2} (x - a, y - b) \mathbf{H}(a, b) (x - a, y - b)^\top + \\ & R_2(x - a, y - b), \end{aligned}$$

where  $\mathbf{H}(a, b)$  is the Hessian matrix evaluated at the point  $(a, b)$  and

$$R_2(x - a, y - b) = \sum_{p+q \geq 3, p, q \in \mathbb{N}} \frac{\partial^{p+q} f(a, b)}{\partial x^p \partial y^q} (x - a)^p (y - b)^q = o((x - a)^2 + (x - a)(y - b) + (y - b)^2)$$

is the remainder term, which consists of monomials of order at least 3.

Define  $\underline{N} = E\{e_{11}(\mathbf{X})m_{11}(\mathbf{X})\}$  and  $\underline{D} = E\{e_{11}(\mathbf{X})\}$ . Then  $\mu_{11}^1 = \underline{N} \times \underline{D}^{-1}$ . By the proof of Theorem 1, the influence functions for  $\underline{N}$  and  $\underline{D}$  are respectively given by

$$\varphi_{\underline{N}}(\mathcal{O}) = \omega_{11}^1(\mathcal{O}) - \underline{N}, \quad \varphi_{\underline{D}}(\mathcal{O}) = \tau_{11}(\mathcal{O}) - \underline{D}.$$

We write  $\varphi_{\underline{N}}(\mathcal{O}) = \varphi_{\underline{N}}(\mathcal{O}; \Gamma(\mathbf{X}))$  to emphasize the dependence on the nuisance functions  $\Gamma(\mathbf{X}) = [\pi(\mathbf{X}), p_0(\mathbf{X}), p_1(\mathbf{X}), m_{11}(\mathbf{X})]$  and so on. Let  $\hat{\Gamma}^k(\mathbf{X}) = [\hat{\pi}^k(\mathbf{X}), \hat{p}_0^k(\mathbf{X}), \hat{p}_1^k(\mathbf{X}), \hat{m}_{11}^k(\mathbf{X})]$

be the estimates of the nuisance functions based on the training sample  $\mathcal{V}^{-k}$ . Define  $\widehat{N} = n^{-1} \sum_{k=1}^K n_k \widehat{\omega}_{11}^{1,k}$  and  $\widehat{D} = n^{-1} \sum_{k=1}^K n_k \widehat{\tau}_{11}^k$ . We can decompose the estimation error of  $\widehat{D}$ :

$$\sqrt{n}(\widehat{D} - D) = T_1 + T_2 + T_3,$$

where

$$\begin{aligned} T_1 &= \sqrt{n}(\mathbb{P}_n - \mathbb{P})\{\tau_{11}(\mathcal{O}; \Gamma(\mathbf{X}))\}, \\ T_2 &= \sum_{k=1}^K \frac{\sqrt{n_k}}{\sqrt{n}} \times \sqrt{n_k}(\mathbb{P}_k - \mathbb{P})\{\tau_{11}(\mathcal{O}; \widehat{\Gamma}^k(\mathbf{X})) - \tau_{11}(\mathcal{O}; \Gamma(\mathbf{X}))\}, \\ T_3 &= \sum_{k=1}^K \frac{\sqrt{n_k}}{\sqrt{n}} \times \sqrt{n_k} \mathbb{P}\{\tau_{11}(\mathcal{O}; \widehat{\Gamma}^k(\mathbf{X})) - \tau_{11}(\mathcal{O}; \Gamma(\mathbf{X}))\}. \end{aligned}$$

For ease, we omit the dependence on  $\mathbf{X}$  for the nuisance functions. For example, we write  $\widehat{\pi}$  for  $\widehat{\pi}^k(\mathbf{X})$ . We will use the following two inequalities repeatedly.

**Inequality 1** (QM-AM (quadratic mean-arithmetic mean) inequality). *For any finite collection of the real numbers  $x_i, i \in \{1, \dots, n\}$ ,*

$$\left( \sum_{i=1}^n x_i \right)^2 \leq n \sum_{i=1}^n x_i^2.$$

**Inequality 2.** *For  $x, y \geq 0$ ,*

$$(\sqrt{x} - \sqrt{y})^2 \leq |x - y|.$$

*Proof.* Triangle inequality implies

$$\sqrt{|\sqrt{x} - \sqrt{y}|} \leq \sqrt{|\sqrt{x} + \sqrt{y}|}.$$

Then the claim follows from multiplying both sides by  $\sqrt{|\sqrt{x} - \sqrt{y}|}$ . □

We have

$$\begin{aligned} & \left( \sqrt{\delta} - \sqrt{\widehat{\delta}} \right)^2 \leq |\delta - \widehat{\delta}| \\ & = |4\theta(\theta - 1)(\widehat{p}_0 \widehat{p}_1 - p_0 p_1) + [2 + (\theta - 1)(p_0 + p_1 + \widehat{p}_0 + \widehat{p}_1)](\theta - 1)(p_0 - \widehat{p}_0 + p_1 - \widehat{p}_1)| \\ & \quad \text{(Inequality 2)} \\ & \leq 4\theta|\theta - 1||\widehat{p}_0 \widehat{p}_1 - p_0 p_1| + (4|\theta - 1| + 2)|\theta - 1|(|p_0 - \widehat{p}_0| + |p_1 - \widehat{p}_1|) \quad \text{(Triangle inequality)}. \end{aligned} \tag{20}$$

Then

$$\begin{aligned}
& E \left\{ \left( \sqrt{\delta} - \sqrt{\widehat{\delta}} \right)^2 | \mathcal{V}^{-k} \right\} \\
& \leq 4\epsilon_1 (\epsilon_1 + 1) E \left\{ |\widehat{p}_0 \widehat{p}_1 - p_0 p_1| | \mathcal{V}^{-k} \right\} + (4|\theta - 1| + 2)|\theta - 1| \left( E \{ |p_0 - \widehat{p}_0| | \mathcal{V}^{-k} \} + E \{ |p_1 - \widehat{p}_1| | \mathcal{V}^{-k} \} \right) \\
& \quad ((20) \text{ and triangle inequality}) \\
& = 4\epsilon_1 (\epsilon_1 + 1) \left( E \{ |\widehat{p}_0 - p_0| | \mathcal{V}^{-k} \} + E \{ |\widehat{p}_1 - p_1| | \mathcal{V}^{-k} \} \right) + o_{\mathbb{P}}(1) \\
& \quad (\text{RCs (1)-(2) and Lemma 5}) \\
& = o_{\mathbb{P}}(1) \quad (\text{RC (2) and Lemma 5}), \tag{21}
\end{aligned}$$

where RC refers to the regularity condition. We note

$$\begin{aligned}
& \tau_{11}(\mathcal{O}; \widehat{\Gamma}^k(\mathbf{X})) - \tau_{11}(\mathcal{O}; \Gamma(\mathbf{X})) \\
& = \underbrace{\widehat{e}_{11} - e_{11}}_{(A_1)} + \underbrace{\frac{1}{2\sqrt{\widehat{\delta}\delta}} \left( \sqrt{\delta}\widehat{Q} - \sqrt{\widehat{\delta}}Q \right)}_{(A_2)},
\end{aligned}$$

where

$$\begin{aligned}
\lambda_{11} &= 2(\theta - 1)e_{11}, \\
Q &= \frac{1 - Z}{1 - \pi}(D - p_0)(2\theta p_1 - \lambda_{11}) + \frac{Z}{\pi}(D - p_1)(2\theta p_0 - \lambda_{11}), \\
\widehat{Q} &= \frac{1 - Z}{1 - \widehat{\pi}}(D - \widehat{p}_0)(2\theta \widehat{p}_1 - \widehat{\lambda}_{11}) + \frac{Z}{\widehat{\pi}}(D - \widehat{p}_1)(2\theta \widehat{p}_0 - \widehat{\lambda}_{11}).
\end{aligned}$$

For the term  $(A_1)$ ,

$$\begin{aligned}
& E \{ (A_1)^2 | \mathcal{V}^{-k} \} \\
& \leq \frac{3}{4\epsilon_2^2} \left\{ (\epsilon_1 + 1) \sum_{i=0,1} E \{ (\widehat{p}_i - p_i)^2 | \mathcal{V}^{-k} \} + E \left\{ \left( \sqrt{\delta} - \sqrt{\widehat{\delta}} \right)^2 | \mathcal{V}^{-k} \right\} \right\} \quad (\text{QM-AM and RC (5)}) \\
& = o_{\mathbb{P}}(1) \quad ((21), \text{RC (2) and Lemma 5}). \tag{22}
\end{aligned}$$

One can verify that  $\inf_{\mathbf{X} \in \mathcal{X}^*} \min_{0 \leq p_0, p_1 \leq 1} \delta(p_0, p_1) = \inf_{\mathbf{X} \in \mathcal{X}^*} \min\{\theta, \theta^2, 1\}$ , which implies additional regularity conditions are needed for bounding  $\delta$  and  $\widehat{\delta}$  from below if  $\Pr(\theta(\mathbf{X}) = 0) > 0$ : for  $\forall 1 \leq k \leq K$ , some  $\epsilon_3 > 0$  and  $\mathbf{X}$  such that  $\theta(\mathbf{X}) = 0$ ,

$$\{p_0(\mathbf{X}) + p_1(\mathbf{X}), \widehat{p}_0^k(\mathbf{X}) + \widehat{p}_1^k(\mathbf{X})\} \notin (1 - \epsilon_3, 1 + \epsilon_3). \tag{23}$$

Then  $\delta, \hat{\delta} \geq \epsilon_4$  for some  $\epsilon_4 > 0$  with probability one if  $\inf_{\mathbf{X} \in \mathcal{X}} \theta(\mathbf{X}) > 0$ . It is also straightforward to verify that  $\delta \leq \epsilon_5$  for some  $\epsilon_5 > 0$ . We have

$$\begin{aligned} & E \left\{ (\hat{Q} - Q)^2 | \mathcal{V}^{-k} \right\} \\ = & E \left\{ \underbrace{\frac{Z}{\hat{\pi}^2 \pi^2} \left[ \pi(D - \hat{p}_1)(2\theta\hat{p}_0 - \hat{\lambda}_{11}) - \hat{\pi}(D - p_1)(2\theta p_0 - \lambda_{11}) \right]^2}_{(A_3)} | \mathcal{V}^{-k} \right\} + \\ & \underbrace{E \left\{ \frac{1 - Z}{(1 - \hat{\pi})^2 (1 - \pi)^2} \left[ (1 - \pi)(D - \hat{p}_0)(2\theta\hat{p}_1 - \hat{\lambda}_{11}) - (1 - \hat{\pi})(D - p_0)(2\theta p_1 - \lambda_{11}) \right]^2 | \mathcal{V}^{-k} \right\}}_{(A_4)}. \end{aligned}$$

For the term  $(A_3)$ ,

$$\begin{aligned} & E \left\{ (A_3)^2 | \mathcal{V}^{-k} \right\} \\ \leq & \frac{1}{\epsilon_1^4} E \left\{ \left[ \pi(D - \hat{p}_1)(2\theta\hat{p}_0 - \hat{\lambda}_{11}) - \hat{\pi}(D - p_1)(2\theta p_0 - \lambda_{11}) \right]^2 | \mathcal{V}^{-k} \right\} \quad (\text{RC (1)}) \\ = & \frac{1}{\epsilon_1^4} E \left\{ \left\{ (\pi - \hat{\pi})(D - \hat{p}_1)(2\theta\hat{p}_0 - \hat{\lambda}_{11}) + \right. \right. \\ & \left. \left. \hat{\pi} \left[ (p_1 - \hat{p}_1)(2\theta\hat{p}_0 - \hat{\lambda}_{11}) + (D - p_1) \left( 2\theta(\hat{p}_0 - p_0) + \lambda_{11} - \hat{\lambda}_{11} \right) \right] \right\}^2 | \mathcal{V}^{-k} \right\} \\ \leq & \frac{4}{\epsilon_1^4} \left\{ E \left\{ (\pi - \hat{\pi})^2 (D - \hat{p}_1)^2 (2\theta\hat{p}_0 - \hat{\lambda}_{11})^2 | \mathcal{V}^{-k} \right\} + E \left\{ (p_1 - \hat{p}_1)^2 \hat{\pi}^2 (2\theta\hat{p}_0 - \hat{\lambda}_{11})^2 | \mathcal{V}^{-k} \right\} + \right. \\ & \left. E \left\{ 4(D - p_1)^2 \hat{\pi}^2 \theta^2 (\hat{p}_0 - p_0)^2 | \mathcal{V}^{-k} \right\} + E \left\{ (D - p_1)^2 \hat{\pi}^2 (\lambda_{11} - \hat{\lambda}_{11})^2 | \mathcal{V}^{-k} \right\} \right\} \quad (\text{QM-AM}) \\ \leq & \frac{4}{\epsilon_1^4} \left\{ (2 - \epsilon_1)^2 \epsilon_6^2 (1 - \epsilon_1)^2 E \left\{ (\pi - \hat{\pi})^2 | \mathcal{V}^{-k} \right\} + (1 - \epsilon_1)^2 \epsilon_6^2 E \left\{ (p_1 - \hat{p}_1)^2 | \mathcal{V}^{-k} \right\} + \right. \\ & \left. 4\epsilon_1^2 (1 - \epsilon_1)^2 (2 - \epsilon_1)^2 E \left\{ (\hat{p}_0 - p_0)^2 | \mathcal{V}^{-k} \right\} + (2 - \epsilon_1)^2 (1 - \epsilon_1)^2 E \left\{ (\lambda_{11} - \hat{\lambda}_{11})^2 | \mathcal{V}^{-k} \right\} \right\} \\ & (\text{RC (1) and triangle inequality}) \\ = & o_{\mathbb{P}}(1) \quad (\text{RCs (2), Lemma 5, and (22)}), \end{aligned}$$

where  $\epsilon_6 = 2(2\epsilon_1 + 1)(1 - \epsilon_1) + 1 + \sqrt{\epsilon_5}$ . Similar procedure applies to the term  $(A_4)$ , which yields  $E \left\{ (A_4)^2 | \mathcal{V}^{-k} \right\} = o_{\mathbb{P}}(1)$ . Therefore,  $E \left\{ (\hat{Q} - Q)^2 | \mathcal{V}^{-k} \right\} = o_{\mathbb{P}}(1)$ . By triangle inequality and RC (1),  $Q^2$  is uniformly upper-bounded by  $\epsilon_7 = 4/\epsilon_1^2(2 - \epsilon_1)^2 \epsilon_6^2$ . Therefore,



for the term  $(A_2)$ ,

$$\begin{aligned}
& E \{ (A_2)^2 | \mathcal{V}^{-k} \} \\
& \leq \frac{4(\epsilon_1^2 + 1)}{\epsilon_4^2} \left[ E \{ \delta(\hat{Q} - Q)^2 | \mathcal{V}^{-k} \} + E \left\{ Q^2 \left( \sqrt{\delta} - \sqrt{\hat{\delta}} \right)^2 | \mathcal{V}^{-k} \right\} \right] \quad (\text{QM-AM and } \delta, \hat{\delta} > \epsilon_4) \\
& \leq o_{\mathbb{P}}(1) + o_{\mathbb{P}}(1) = o_{\mathbb{P}}(1) \quad (Q^2 \leq \epsilon_7 \text{ and } \delta \leq \epsilon_5).
\end{aligned}$$

By Lemma 4, QM-AM inequality and the fact that  $n_k/n = 1/K + o_{\mathbb{P}}(1)$  and  $K$  is finite, we conclude that  $T_2 = o_{\mathbb{P}}(1)$ . We next show that  $T_3 = o_{\mathbb{P}}(1)$ . To see this, (12) and Lemma 6 imply that

$$\begin{aligned}
& \sqrt{n_k} |\mathbb{P}\{\tau_{11}(\mathcal{O}; \hat{\Gamma}^k(\mathbf{X})) - \tau_{11}(\mathcal{O}; \Gamma(\mathbf{X}))\}| \\
& \leq \frac{\sqrt{n_k}}{2\epsilon_2} \left[ \sum_{p+q \geq 2, p, q \in \mathbb{N}} \mathbb{P} \left\{ \left| \frac{\partial^{p+q} \sqrt{\delta}(\hat{p}_0, \hat{p}_1)}{\partial p_0^p \partial p_1^q} (p_0 - \hat{p}_0)^p (p_1 - \hat{p}_1)^q \right| \right\} + \right. \\
& \quad \left. \mathbb{P} \left\{ \left| \frac{\hat{\pi} - \pi}{1 - \hat{\pi}} (p_0 - \hat{p}_0)(2\theta\hat{p}_1 - \hat{\lambda}_{11}) \right| \right\} + \mathbb{P} \left\{ \left| \frac{\pi - \hat{\pi}}{\hat{\pi}} (p_1 - \hat{p}_1)(2\theta\hat{p}_0 - \hat{\lambda}_{11}) \right| \right\} \right] \\
& \leq \frac{\sqrt{n_k}}{2\epsilon_2} \left[ \sum_{p+q \geq 2, p, q \in \mathbb{N}} O_{\mathbb{P}}(1) \mathbb{P}\{|(p_0 - \hat{p}_0)^p (p_1 - \hat{p}_1)^q|\} + \right. \\
& \quad \left. \frac{\epsilon_6}{\epsilon_1} (\mathbb{P}\{|(\pi - \hat{\pi})(\hat{p}_0 - p_0)|\} + \mathbb{P}\{|(\hat{\pi} - \pi)(\hat{p}_1 - p_1)|\}) \right] \quad (\text{RC (1)}) \\
& \leq \frac{\sqrt{n_k}}{2\epsilon_2} \left[ \sum_{p+q \geq 2, p, q \in \mathbb{N}} O_{\mathbb{P}}(1) o_{\mathbb{P}}(-n^{-1/2}) + \frac{\epsilon_6}{\epsilon_1} (o_{\mathbb{P}}(n^{-1/2}) + o_{\mathbb{P}}(n^{-1/2})) \right] = o_{\mathbb{P}}(1) \\
& \quad (\text{Cauchy-Schwarz and RC (2)}), \tag{24}
\end{aligned}$$

where the second inequality follows from the fact that  $|\partial^{p+q} \sqrt{\delta}(\hat{p}_0, \hat{p}_1) / \partial p_0^p \partial p_1^q|$  is bounded from above for  $\forall p + q \geq 2, p, q \in \mathbb{N}$  by noting that  $\epsilon_4 \leq \delta \leq \epsilon_5$ . Eventually,

$$\sqrt{n}(\hat{D} - D) = \sqrt{n}(\mathbb{P}_n - \mathbb{P})\{\tau_{11}(\mathcal{O})\} + o_{\mathbb{P}}(1). \tag{25}$$

Similarly, we can also decompose the estimation error of  $\hat{N}$ :

$$\sqrt{n}(\hat{N} - N) = \tilde{T}_1 + \tilde{T}_2 + \tilde{T}_3,$$

where

$$\begin{aligned}\tilde{T}_1 &= \sqrt{n}(\mathbb{P}_n - \mathbb{P})\{\omega_{11}^1(\mathcal{O}; \Gamma(\mathbf{X}))\}, \\ \tilde{T}_2 &= \sum_{k=1}^K \frac{\sqrt{n_k}}{\sqrt{n}} \times \sqrt{n_k}(\mathbb{P}_k - \mathbb{P})\{\omega_{11}^1(\mathcal{O}; \hat{\Gamma}^k(\mathbf{X})) - \omega_{11}^1(\mathcal{O}; \Gamma(\mathbf{X}))\}, \\ \tilde{T}_3 &= \sum_{k=1}^K \frac{\sqrt{n_k}}{\sqrt{n}} \times \sqrt{n_k}\mathbb{P}\{\omega_{11}^1(\mathcal{O}; \hat{\Gamma}^k(\mathbf{X})) - \omega_{11}^1(\mathcal{O}; \Gamma(\mathbf{X}))\}.\end{aligned}$$

For simplicity, we denote  $\tau_{11}(\mathcal{O}; \hat{\Gamma}^k(\mathbf{X}))$  as  $\hat{\tau}_{11}$ . We note

$$\begin{aligned}& \omega_{11}^1(\mathcal{O}; \hat{\Gamma}^k(\mathbf{X})) - \omega_{11}^1(\mathcal{O}; \Gamma(\mathbf{X})) \\ &= \underbrace{(\hat{\tau}_{11} - \tau_{11})m_{11}}_{(B_1)} + \underbrace{\frac{1}{\hat{p}_1 p_1} \left[ \frac{p_1 \hat{e}_{11}}{\hat{\pi}} ZD(m_{11} - \hat{m}_{11}) \right]}_{(B_2)} + \underbrace{\frac{1}{\hat{p}_1 p_1} \left[ \left( \frac{p_1 \hat{e}_{11}}{\hat{\pi}} - \frac{\hat{p}_1 e_{11}}{\pi} \right) ZD(Y - m_{11}) \right]}_{(B_3)}.\end{aligned}$$

We conclude that  $E\{(B_1)^2 | \mathcal{V}^{-k}\} = o_{\mathbb{P}}(1)$  by leveraging the proof for  $T_2 = o_{\mathbb{P}}(1)$  and RC (4). By RC (1) and  $\hat{e}_{11} \leq \epsilon_6$ ,  $E\{(B_2)^2 | \mathcal{V}^{-k}\} \leq \epsilon_6^2 \epsilon_1^{-4} E\{(m_{11} - \hat{m}_{11})^2 | \mathcal{V}^{-k}\} = o_{\mathbb{P}}(1)$ , where the last equality follows from the RC (2) and Lemma 5. For the term  $(B_3)$ , we have

$$\begin{aligned}& E\{(B_3)^2 | \mathcal{V}^{-k}\} \\ &= E\left\{ \left( \frac{p_1 \hat{e}_{11}}{\hat{\pi}} - \frac{\hat{p}_1 e_{11}}{\pi} \right)^2 \pi p_1 E\{(Y - m_{11})^2 | \mathbf{X}, Z = 1, D = 1\} | \mathcal{V}^{-k} \right\} \quad (\text{LOTE}) \\ &\leq \frac{3\epsilon_2(1 - \epsilon_1)}{\epsilon_1^3} \left\{ (1 - \epsilon_1)^2 E\{(\hat{\lambda}_{11} - \lambda_{11})^2 | \mathcal{V}^{-k}\} + \epsilon_6(1 - \epsilon_1) [E\{(p_1 - \hat{p}_1)^2 | \mathcal{V}^{-k}\} + E\{(\pi - \hat{\pi})^2 | \mathcal{V}^{-k}\}] \right\} \\ &\quad (\text{QM-AM, RC (1)\&(3) and } e_{11}, \hat{e}_{11} \leq \epsilon_6) \\ &= o_{\mathbb{P}}(1) \quad (\text{RC (2) and Lemma 5}).\end{aligned}$$

We conclude that  $\tilde{T}_2 = o_{\mathbb{P}}(1)$  from Lemma 4, QM-AM inequality and the fact that  $n_k/n = 1/K + o_{\mathbb{P}}(1)$  and  $K$  is finite. We next show that  $\tilde{T}_3 = o_{\mathbb{P}}(1)$ . To see this, we note that (13)

implies that

$$\begin{aligned}
& \sqrt{n_k} |\mathbb{P}\{\omega_{11}^1(\mathcal{O}; \hat{\Gamma}^k(\mathbf{X})) - \omega_{11}^1(\mathcal{O}; \Gamma(\mathbf{X}))\}| \\
& \leq \frac{\sqrt{n_k}}{2\epsilon_2} \left\{ \underbrace{\mathbb{P} \left\{ \left| \frac{(\pi - \hat{\pi})p_1\hat{\lambda}_{11} + \hat{\pi} [\hat{\lambda}_{11}(p_1 - \hat{p}_1) + \hat{p}_1(\hat{\lambda}_{11} - \lambda_{11})]}{\hat{\pi}\hat{p}_1} (m_{11} - \hat{m}_{11}) \right| \right\}}_{(B_4)} \right\} + \\
& \quad \underbrace{\mathbb{P}\{ |(\hat{\tau}_{11} - \tau_{11})(\hat{m}_{11} - m_{11})| \}}_{(B_5)} + \underbrace{\mathbb{P}\{ |(\hat{\tau}_{11} - \tau_{11})m_{11}| \}}_{(B_6)} \quad \text{(Triangle inequality and RC (5))}.
\end{aligned}$$

Then  $(B_5) = o_{\mathbb{P}}(n^{-1/2})$  follows from the proof of (24), Cauchy-Schwarz and RCs (1)-(2);  $(B_6) = o_{\mathbb{P}}(n^{-1/2})$  follows from the proof of (24), Cauchy-Schwarz and RC (4). By (20), triangle inequality, Cauchy-Schwarz and RCs (1)-(3),

$$\begin{aligned}
(B_4) & \leq \frac{(1 - \epsilon_1)\epsilon_6}{\epsilon_1^2} \|\hat{m}_{11} - m_{11}\|_2 \|\hat{\pi} - \pi\|_2 + \|\hat{m}_{11} - m_{11}\|_2 \times \left( \left( \frac{\epsilon_6}{\epsilon_1} + (4(2\epsilon_1 + 1 - \epsilon_1\epsilon_1) + 3) \times \right. \right. \\
& \quad \left. \left. (\epsilon_1 + 1) \right) \|\hat{p}_1 - p_1\|_2 + (4(2\epsilon_1 + 1 - \epsilon_1\epsilon_1) + 3)(\epsilon_1 + 1) \|p_0 - \hat{p}_0\|_2 \right) \\
& = o_{\mathbb{P}}(n^{-1/2}) \quad ((24), \text{RC (2) and Lemma 5}).
\end{aligned}$$

Therefore,  $\sqrt{n_k} |\mathbb{P}\{\omega_{11}^1(\mathcal{O}; \hat{\Gamma}^k(\mathbf{X})) - \omega_{11}^1(\mathcal{O}; \Gamma(\mathbf{X}))\}| = o_{\mathbb{P}}(1)$ . We also conclude that

$$\sqrt{n}(\hat{N} - N) = \sqrt{n}(\mathbb{P}_n - \mathbb{P})\{\omega_{11}^1(\mathcal{O})\} + o_{\mathbb{P}}(1).$$

For  $z \in \{0, 1\}$ , we define  $\varphi_{11}^z(\mathcal{O}) = E\{e_{11}(\mathbf{X})\}^{-1}\xi_{11}^z(\mathcal{O})$  and  $\hat{\mu}_{11}^{\text{ML},z} = \sum_{i=1}^K n_k \hat{\omega}_{11}^{z,k} / \sum_{i=1}^K n_k \hat{\tau}_{11}^k$ . By Lemma 3 and the fact that  $\hat{D}$  is uniformly bounded under regularity condition (1) (verification is straightforward), we conclude that

$$\sqrt{n} \left( \hat{\mu}_{11}^{\text{ML},1} - \mu_{11}^1 \right) = \sqrt{n}(\mathbb{P}_n - \mathbb{P})\varphi_{11}^1(\mathcal{O}) + o_{\mathbb{P}}(1). \quad (26)$$

Analogously, one can prove that

$$\sqrt{n} \left( \hat{\mu}_{11}^{\text{ML},0} - \mu_{11}^0 \right) = \sqrt{n}(\mathbb{P}_n - \mathbb{P})\varphi_{11}^0(\mathcal{O}) + o_{\mathbb{P}}(1), \quad (27)$$

under the regularity conditions given in Theorem 3. Subsequently, subtracting (27) from (26) yields

$$\sqrt{n} \left( \hat{\mu}_{11}^{\text{ML}} - \mu_{11} \right) = \sqrt{n}(\mathbb{P}_n - \mathbb{P})\varphi_{11}(\mathcal{O}) + o_{\mathbb{P}}(1),$$

where the asymptotic normality and semiparametric efficiency follows from the central limit theorem.

For  $\theta(\mathbf{X}) = 1$ , the proofs for  $T_2 = o_{\mathbb{P}}(1)$  and  $\tilde{T}_2 = o_{\mathbb{P}}(1)$  are similar. We briefly outline the proofs for  $T_3 = o_{\mathbb{P}}(1)$  and  $\tilde{T}_3 = o_{\mathbb{P}}(1)$ .  $T_3 = o_{\mathbb{P}}(1)$  follows from

$$\begin{aligned} & \sqrt{n_k} |\mathbb{P}\{\tau_{11}(\mathcal{O}; \hat{\Gamma}^k(\mathbf{X})) - \tau_{11}(\mathcal{O}; \Gamma(\mathbf{X}))\}| \\ & \leq \sqrt{n_k} \left[ \mathbb{P} \left\{ \left| \frac{\pi(p_1 - \hat{p}_1)(\hat{p}_0 - p_0)}{\hat{\pi}} \right| \right\} + \mathbb{P} \left\{ \left| \frac{p_0(p_1 - \hat{p}_1)(\pi - \hat{\pi})}{\hat{\pi}} \right| \right\} + \mathbb{P} \left\{ \left| \frac{\hat{p}_1(p_0 - \hat{p}_0)(\hat{\pi} - \pi)}{1 - \hat{\pi}} \right| \right\} \right] \\ & \leq \frac{\sqrt{n_k}}{\epsilon_1} \left( \|p_1 - \hat{p}_1\|_2 \|\hat{p}_0 - p_0\|_2 + \|p_1 - \hat{p}_1\|_2 \|\pi - \hat{\pi}\|_2 + (1 - \epsilon_1) \|p_0 - \hat{p}_0\|_2 \|\hat{\pi} - \pi\|_2 \right) = o_{\mathbb{P}}(1). \end{aligned}$$

$\tilde{T}_3 = o_{\mathbb{P}}(1)$  follows from

$$\begin{aligned} & \sqrt{n_k} |\mathbb{P}\{\omega_{11}^1(\mathcal{O}; \hat{\Gamma}^k(\mathbf{X})) - \omega_{11}^1(\mathcal{O}; \Gamma(\mathbf{X}))\}| \\ & \leq \sqrt{n_k} \left\{ \mathbb{P} \left\{ \left| \frac{(\hat{m}_{11} - m_{11})(\hat{\pi} - \pi)}{\epsilon_1} \right| \right\} + \mathbb{P} \left\{ \left| \frac{(\hat{m}_{11} - m_{11})(p_0 - \hat{p}_0)}{\epsilon_1} \right| \right\} + \right. \\ & \quad \mathbb{P} \left\{ \left| \frac{(\hat{m}_{11} - m_{11})(p_1 - \hat{p}_1)(\hat{p}_0 - p_0)}{\epsilon_1} \right| \right\} + \mathbb{P} \left\{ \left| \frac{(\hat{m}_{11} - m_{11})(p_1 - \hat{p}_1)(\pi - \hat{\pi})}{\epsilon_1} \right| \right\} + \\ & \quad \mathbb{P} \left\{ \left| \frac{m_{11}(\hat{p}_1 - p_1)(\hat{p}_0 - p_0)}{\epsilon_1} \right| \right\} + \mathbb{P} \left\{ \left| \frac{m_{11}(\hat{p}_1 - p_1)(\pi - \hat{\pi})}{\epsilon_1} \right| \right\} + \\ & \quad \left. (1 - \epsilon_1) \mathbb{P} \left\{ \left| \frac{(\hat{m}_{11} - m_{11})(p_0 - \hat{p}_0)(\hat{\pi} - \pi)}{\epsilon_1} \right| \right\} + (1 - \epsilon_1) \mathbb{P} \left\{ \left| \frac{m_{11}(\hat{p}_0 - p_0)(\hat{\pi} - \pi)}{\epsilon_1} \right| \right\} \right\} \leq o_{\mathbb{P}}(1). \end{aligned}$$

## 15 Proof of consistency of the variance estimator for the machine learning estimator

To simplify the proof, we first present the following lemma, which summarizes the scenario of linear functionals considered in Wang et al. (2024). Building upon this, we establish similar arguments for the ratio-type functionals.

**Lemma 7.** *Suppose that the influence function  $\varphi(\mathcal{O}; \Gamma(\mathbf{X}), \beta)$ , possibly depending on a vector of nuisance functions  $\Gamma(\mathbf{X})$ , for the parameter  $\beta$  can be characterized by  $\varphi(\mathcal{O}; \Gamma(\mathbf{X}), \beta) = \bar{\varphi}(\mathcal{O}; \Gamma(\mathbf{X})) - \beta$ , where  $\bar{\varphi}(\mathcal{O}; \Gamma(\mathbf{X}))$  does not depend on  $\beta$ . If  $\hat{\Gamma}(\mathbf{X})$  is estimated from another independent sample,  $\mathcal{V}^-$ , and satisfies  $E\{[\bar{\varphi}(\mathcal{O}; \hat{\Gamma}(\mathbf{X})) - \bar{\varphi}(\mathcal{O}; \Gamma(\mathbf{X}))]^2 | \mathcal{V}^- \} = o_{\mathbb{P}}(1)$ , and  $\hat{\beta} = \beta + o_{\mathbb{P}}(1)$ , then the variance estimator  $\mathbb{P}_n\{[\varphi(\mathcal{O}; \hat{\Gamma}(\mathbf{X}), \hat{\beta})]^2\}$  is consistent, i.e.,  $\mathbb{P}_n\{[\varphi(\mathcal{O}; \hat{\Gamma}(\mathbf{X}), \hat{\beta})]^2\} = E\{[\varphi(\mathcal{O}; \Gamma(\mathbf{X}), \beta)]^2\} + o_{\mathbb{P}}(1)$ .*

*Proof.* It follows from the page 24 of the Supplementary Material in Wang et al. (2024).  $\square$

The objective is to show that  $\widehat{\mathbb{V}}(\widehat{\mu}_{11}^{\text{ML}}) = E\{\varphi_{11}(\mathcal{O})^2\} + o_{\mathbb{P}}(1)$ . We define  $\underline{N} = E\{e_{11}(\mathbf{X})(m_{11}(\mathbf{X}) - m_{01}(\mathbf{X}))\}$  and  $\underline{D} = E\{e_{11}(\mathbf{X})\}$ . Then  $\mu_{11} = \underline{N} \times \underline{D}^{-1}$ . By the proof of Theorem 1, the influence functions for  $\underline{N}$  and  $\underline{D}$  are respectively given by

$$\varphi_{\underline{N}}(\mathcal{O}) = \omega_{11}^1(\mathcal{O}) - \omega_{11}^0(\mathcal{O}) - \underline{N}, \quad \varphi_{\underline{D}}(\mathcal{O}) = \tau_{11}(\mathcal{O}) - \underline{D}.$$

Then we have

$$E\{\varphi_{11}(\mathcal{O})^2\} = \underline{D}^{-2} E\{[\varphi_{\underline{N}}(\mathcal{O}) - \mu_{11}\varphi_{\underline{D}}(\mathcal{O})]^2\},$$

which reduces the proof to show that  $\mathbb{P}_k\{[\xi_{11}^1(\mathcal{O}; \widehat{\Gamma}^k(\mathbf{X}), \widehat{\mu}_{11}^{1,k}) - \xi_{11}^0(\mathcal{O}; \widehat{\Gamma}^k(\mathbf{X}), \widehat{\mu}_{11}^{0,k})]^2\} = E\{[\varphi_{\underline{N}}(\mathcal{O}) - \mu_{11}\varphi_{\underline{D}}(\mathcal{O})]^2\} + o_{\mathbb{P}}(1)$  and  $\widehat{\tau}_{11}^k = \underline{D} + o_{\mathbb{P}}(1)$  due to the continuous mapping theorem and Slutsky's theorem. The proof for (25) implies  $\widehat{\tau}_{11}^k = \underline{D} + o_{\mathbb{P}}(1)$ . We note

$$E\{[\varphi_{\underline{N}}(\mathcal{O}) - \mu_{11}\varphi_{\underline{D}}(\mathcal{O})]^2\} = E\{\varphi_{\underline{N}}(\mathcal{O})^2\} - 2\mu_{11}E\{\varphi_{\underline{N}}(\mathcal{O})\varphi_{\underline{D}}(\mathcal{O})\} + \mu_{11}^2E\{\varphi_{\underline{D}}(\mathcal{O})^2\},$$

and

$$\begin{aligned} & \mathbb{P}_k\{[\xi_{11}^1(\mathcal{O}; \widehat{\Gamma}^k(\mathbf{X}), \widehat{\mu}_{11}^{1,k}) - \xi_{11}^0(\mathcal{O}; \widehat{\Gamma}^k(\mathbf{X}), \widehat{\mu}_{11}^{0,k})]^2\} \\ &= \mathbb{P}_k\{[\varphi_{\underline{N}}(\mathcal{O}; \widehat{\Gamma}^k(\mathbf{X}))]^2\} - [\widehat{\mu}_{11}^k]^2 \mathbb{P}_k\{[\varphi_{\underline{D}}(\mathcal{O}; \widehat{\Gamma}^k(\mathbf{X}))]^2\} + 2\widehat{\mu}_{11}^k \mathbb{P}_k\{\varphi_{\underline{N}}(\mathcal{O}; \widehat{\Gamma}^k(\mathbf{X}))\varphi_{\underline{D}}(\mathcal{O}; \widehat{\Gamma}^k(\mathbf{X}))\} \\ &= E\{[\varphi_{\underline{N}}(\mathcal{O})]^2\} - \mu_{11}^2 E\{\varphi_{\underline{D}}(\mathcal{O})^2\} + o_{\mathbb{P}}(1) + 2[\mu_{11} + o_{\mathbb{P}}(1)] \mathbb{P}_k\{\varphi_{\underline{N}}(\mathcal{O}; \widehat{\Gamma}^k(\mathbf{X}))\varphi_{\underline{D}}(\mathcal{O}; \widehat{\Gamma}^k(\mathbf{X}))\}, \end{aligned}$$

where the last equality follows from  $\widehat{\mu}_{11}^k = \mu_{11} + o_{\mathbb{P}}(1)$  (a stronger result  $\sqrt{n_k}(\widehat{\mu}_{11}^k - \mu_{11}) = o_{\mathbb{P}}(1)$  is implied by the proof of Theorem 3) and Lemma 7. Finally, it is left to show that  $\mathbb{P}_k\{\varphi_{\underline{N}}(\mathcal{O}; \widehat{\Gamma}^k(\mathbf{X}))\varphi_{\underline{D}}(\mathcal{O}; \widehat{\Gamma}^k(\mathbf{X}))\} = E\{\varphi_{\underline{N}}(\mathcal{O})\varphi_{\underline{D}}(\mathcal{O})\} + o_{\mathbb{P}}(1)$ . Define  $\omega_{11}(\mathcal{O}) = \omega_{11}^1(\mathcal{O}) -$

$\omega_{11}^0(\mathcal{O})$ . To see this, we consider the following decomposition:

$$\begin{aligned}
& \mathbb{P}_k\{\varphi_{\underline{N}}(\mathcal{O}; \hat{\Gamma}^k(\mathbf{X}))\varphi_{\underline{D}}(\mathcal{O}; \hat{\Gamma}^k(\mathbf{X}))\} - E\{\varphi_{\underline{N}}(\mathcal{O})\varphi_{\underline{D}}(\mathcal{O})\} \\
&= \mathbb{P}_k\{[\omega_{11}(\mathcal{O}; \hat{\Gamma}^k) - \hat{\underline{N}}_{11}^k][\tau_{11}(\mathcal{O}; \hat{\Gamma}^k) - \hat{\underline{D}}_{11}^k]\} - E\{\varphi_{\underline{N}}(\mathcal{O})\varphi_{\underline{D}}(\mathcal{O})\} \\
&= \mathbb{P}_k\{[\omega_{11}(\mathcal{O}; \hat{\Gamma}^k) - \hat{\underline{N}}_{11}^k][\tau_{11}(\mathcal{O}; \hat{\Gamma}^k) - \hat{\underline{D}}_{11}^k]\} - \mathbb{P}_k\{[\omega_{11}(\mathcal{O}; \Gamma) - \underline{N}][\tau_{11}(\mathcal{O}; \Gamma) - \underline{D}]\} + \\
&\quad \mathbb{P}_k\{[\omega_{11}(\mathcal{O}; \Gamma) - \underline{N}][\tau_{11}(\mathcal{O}; \Gamma) - \underline{D}]\} - E\{\varphi_{\underline{N}}(\mathcal{O})\varphi_{\underline{D}}(\mathcal{O})\} \\
&= o_{\mathbb{P}}(1) + \mathbb{P}_k\{[\omega_{11}(\mathcal{O}; \hat{\Gamma}^k) - \hat{\underline{N}}_{11}^k][\tau_{11}(\mathcal{O}; \hat{\Gamma}^k) - \hat{\underline{D}}_{11}^k]\} - \mathbb{P}_k\{[\omega_{11}(\mathcal{O}; \Gamma) - \underline{N}][\tau_{11}(\mathcal{O}; \Gamma) - \underline{D}]\} \\
&= o_{\mathbb{P}}(1) + \mathbb{P}_k\{[\omega_{11}(\mathcal{O}; \hat{\Gamma}^k) - \hat{\underline{N}}_{11}^k - \omega_{11}(\mathcal{O}; \Gamma) + \underline{N}][\tau_{11}(\mathcal{O}; \hat{\Gamma}^k) - \hat{\underline{D}}_{11}^k - \tau_{11}(\mathcal{O}; \Gamma) + \underline{D}]\} + \\
&\quad \mathbb{P}_k\{[\omega_{11}(\mathcal{O}; \hat{\Gamma}^k) - \hat{\underline{N}}_{11}^k - \omega_{11}(\mathcal{O}; \Gamma) + \underline{N}][\tau_{11}(\mathcal{O}; \Gamma) - \underline{D}]\} + \\
&\quad \mathbb{P}_k\{[\omega_{11}(\mathcal{O}; \Gamma) - \underline{N}][\tau_{11}(\mathcal{O}; \hat{\Gamma}^k) - \hat{\underline{D}}_{11}^k - \tau_{11}(\mathcal{O}; \Gamma) + \underline{D}]\} \\
&\leq o_{\mathbb{P}}(1) + \mathbb{P}_k\{|[\omega_{11}(\mathcal{O}; \hat{\Gamma}^k) - \hat{\underline{N}}_{11}^k - \omega_{11}(\mathcal{O}; \Gamma) + \underline{N}][\tau_{11}(\mathcal{O}; \hat{\Gamma}^k) - \hat{\underline{D}}_{11}^k - \tau_{11}(\mathcal{O}; \Gamma) + \underline{D}]|\} + \\
&\quad \mathbb{P}_k\{|[\omega_{11}(\mathcal{O}; \hat{\Gamma}^k) - \hat{\underline{N}}_{11}^k - \omega_{11}(\mathcal{O}; \Gamma) + \underline{N}][\tau_{11}(\mathcal{O}; \Gamma) - \underline{D}]|\} + \\
&\quad \mathbb{P}_k\{|[\omega_{11}(\mathcal{O}; \Gamma) - \underline{N}][\tau_{11}(\mathcal{O}; \hat{\Gamma}^k) - \hat{\underline{D}}_{11}^k - \tau_{11}(\mathcal{O}; \Gamma) + \underline{D}]|\} \quad (\text{Triangle inequality}) \\
&\leq o_{\mathbb{P}}(1) + \mathbb{P}_k\{[\omega_{11}(\mathcal{O}; \hat{\Gamma}^k) - \hat{\underline{N}}_{11}^k - \omega_{11}(\mathcal{O}; \Gamma) + \underline{N}]^2\}^{1/2} \mathbb{P}_k\{[\tau_{11}(\mathcal{O}; \hat{\Gamma}^k) - \hat{\underline{D}}_{11}^k - \tau_{11}(\mathcal{O}; \Gamma) + \underline{D}]^2\}^{1/2} + \\
&\quad \mathbb{P}_k\{[\omega_{11}(\mathcal{O}; \hat{\Gamma}^k) - \hat{\underline{N}}_{11}^k - \omega_{11}(\mathcal{O}; \Gamma) + \underline{N}]^2\}^{1/2} o_{\mathbb{P}}(1) + \\
&\quad o_{\mathbb{P}}(1) \mathbb{P}_k\{[\tau_{11}(\mathcal{O}; \hat{\Gamma}^k) - \hat{\underline{D}}_{11}^k - \tau_{11}(\mathcal{O}; \Gamma) + \underline{D}]^2\}^{1/2} \quad (\text{Cauchy-Schwarz inequality}) \\
&\leq o_{\mathbb{P}}(1),
\end{aligned}$$

where the third equality follows from the weak law of large numbers; the second inequality is due to that  $\mathbb{P}_k\{[\omega_{11}(\mathcal{O}; \Gamma) - \underline{N}]^2\} = E\{[\omega_{11}(\mathcal{O}; \Gamma) - \underline{N}]^2\} + o_{\mathbb{P}}(1)$  by the weak law of large numbers and  $E\{[\omega_{11}(\mathcal{O}; \Gamma) - \underline{N}]^2\} = E\{[\varphi_{\underline{N}}(\mathcal{O}; \Gamma)]^2\} < \infty$  because the influence function has the finite variance; the last inequality follows from the following facts:

$$\begin{aligned}
& \mathbb{P}_k\{[\tau_{11}(\mathcal{O}; \hat{\Gamma}^k) - \hat{\underline{D}}_{11}^k - \tau_{11}(\mathcal{O}; \Gamma) + \underline{D}]^2\} \\
&\leq 2\mathbb{P}\{[\tau_{11}(\mathcal{O}; \hat{\Gamma}^k) - \tau_{11}(\mathcal{O}; \Gamma)]^2 | \mathcal{V}^{-k}\} + 2(\hat{\underline{D}}_{11}^k - \underline{D})^2 \quad (\text{QM-AM inequality}) \\
&= o_{\mathbb{P}}(1) \quad (\text{Proof of Theorem 3 and consistency of } \hat{\underline{D}}_{11}^k), \\
&\quad \mathbb{P}_k\{[\omega_{11}(\mathcal{O}; \hat{\Gamma}^k) - \hat{\underline{N}}_{11}^k - \omega_{11}(\mathcal{O}; \Gamma) + \underline{N}]^2\} \\
&\leq 2\mathbb{P}\{[\omega_{11}(\mathcal{O}; \hat{\Gamma}^k) - \omega_{11}(\mathcal{O}; \Gamma)]^2 | \mathcal{V}^{-k}\} + 2(\hat{\underline{N}}_{11}^k - \underline{N})^2 \quad (\text{QM-AM inequality}) \\
&= o_{\mathbb{P}}(1) \quad (\text{Proof of Theorem 3 and consistency of } \hat{\underline{N}}_{11}^k).
\end{aligned}$$

## 16 Additional technical results under monotonicity

### 16.1 Estimating functions for the parametric triply robust estimators

We write out the joint estimating functions,  $\Phi_{d_0 d_1}^{\text{TR}}(\mathcal{O}; \boldsymbol{\eta}_{d_0 d_1}^{\text{TR}})$ ,  $d_0 d_1 \neq 10$ , for the parametric triply robust estimator,  $\hat{\mu}_{d_0 d_1}^{\text{TR}}$ , as described in [Jiang et al. \(2022\)](#), based on which one can derive the sandwich variance estimator accordingly. Define  $\mu_{d_0 d_1}^z = E\{Y(z)|D(0) = d_0, D(1) = d_1\}$ ,  $z = 0, 1$ . The estimating function for the always-takers is given by

$$\Phi_{11}^{\text{TR}}(\mathcal{O}; \boldsymbol{\eta}_{11}^{\text{TR}}) = \begin{pmatrix} \xi_{11}^{\text{TR}}(\mathcal{O}; \boldsymbol{\alpha}, \boldsymbol{\beta}_0, \boldsymbol{\beta}_1, \boldsymbol{\gamma}_{01}, \boldsymbol{\gamma}_{11}) \\ \tilde{\xi}_{11}^1(\mathcal{O}; \boldsymbol{\alpha}, \boldsymbol{\beta}_0, \boldsymbol{\beta}_1, \boldsymbol{\gamma}_{11}, \mu_{11}^1) \\ \tilde{\xi}_{11}^0(\mathcal{O}; \boldsymbol{\alpha}, \boldsymbol{\beta}_0, \boldsymbol{\beta}_1, \boldsymbol{\gamma}_{01}, \mu_{11}^0) \end{pmatrix},$$

where  $\xi_{11}^{\text{TR}} = \xi^{\text{CDR}}$ ,  $\boldsymbol{\eta}_{11}^{\text{TR}} = (\boldsymbol{\alpha}^\top, \boldsymbol{\beta}_0^\top, \boldsymbol{\beta}_1^\top, \boldsymbol{\gamma}_{01}^\top, \boldsymbol{\gamma}_{11}^\top, \mu_{11}^1, \mu_{11}^0)^\top$ , and

$$\begin{aligned} \tilde{\xi}_{11}^1 &= \frac{p_0(\mathbf{X}; \boldsymbol{\beta}_0)}{p_1(\mathbf{X}; \boldsymbol{\beta}_1)} \psi_{YD,1} + m_{11}(\mathbf{X}; \boldsymbol{\gamma}_{11}) \left\{ \psi_{D,0} - \frac{p_0(\mathbf{X}; \boldsymbol{\beta}_0)}{p_1(\mathbf{X}; \boldsymbol{\beta}_1)} \psi_{D,1} \right\} - \mu_{11}^1 \psi_{D,0}, \\ \tilde{\xi}_{11}^0 &= \psi_{YD,0} - \mu_{11}^0 \psi_{D,0}. \end{aligned}$$

The estimating function for the never-takers is given by

$$\Phi_{00}^{\text{TR}}(\mathcal{O}; \boldsymbol{\eta}_{00}^{\text{TR}}) = \begin{pmatrix} \xi_{00}^{\text{TR}}(\mathcal{O}; \boldsymbol{\alpha}, \boldsymbol{\beta}_0, \boldsymbol{\beta}_1, \boldsymbol{\gamma}_{10}, \boldsymbol{\gamma}_{00}) \\ \tilde{\xi}_{00}^1(\mathcal{O}; \boldsymbol{\alpha}, \boldsymbol{\beta}_0, \boldsymbol{\beta}_1, \boldsymbol{\gamma}_{10}, \mu_{00}^1) \\ \tilde{\xi}_{00}^0(\mathcal{O}; \boldsymbol{\alpha}, \boldsymbol{\beta}_0, \boldsymbol{\beta}_1, \boldsymbol{\gamma}_{00}, \mu_{00}^0) \end{pmatrix},$$

where  $\xi_{00}^{\text{TR}} = (\xi^{\text{W}^\top}, U_{\boldsymbol{\gamma}_{10}}^\top(\mathcal{O}; \boldsymbol{\gamma}_{10}), U_{\boldsymbol{\gamma}_{00}}^\top(\mathcal{O}; \boldsymbol{\gamma}_{00}))^\top$ ,  $\boldsymbol{\eta}_{00}^{\text{TR}} = (\boldsymbol{\alpha}^\top, \boldsymbol{\beta}_0^\top, \boldsymbol{\beta}_1^\top, \boldsymbol{\gamma}_{10}^\top, \boldsymbol{\gamma}_{00}^\top, \mu_{00}^1, \mu_{00}^0)^\top$ , and

$$\begin{aligned} \tilde{\xi}_{00}^1 &= \psi_{Y(1-D),1} - \mu_{00}^1 \psi_{1-D,1}, \\ \tilde{\xi}_{00}^0 &= \frac{1 - p_1(\mathbf{X}; \boldsymbol{\beta}_1)}{1 - p_0(\mathbf{X}; \boldsymbol{\beta}_0)} \psi_{Y(1-D),0} + m_{00}(\mathbf{X}; \boldsymbol{\gamma}_{00}) \left\{ \psi_{1-D,1} - \frac{1 - p_1(\mathbf{X}; \boldsymbol{\beta}_1)}{1 - p_0(\mathbf{X}; \boldsymbol{\beta}_0)} \psi_{1-D,0} \right\} - \mu_{00}^0 \psi_{1-D,1}. \end{aligned}$$

The estimating function for the compliers is given by

$$\Phi_{01}^{\text{TR}}(\mathcal{O}; \boldsymbol{\eta}_{01}^{\text{TR}}) = \begin{pmatrix} \xi_{01}^{\text{TR}}(\mathcal{O}; \boldsymbol{\alpha}, \boldsymbol{\beta}_0, \boldsymbol{\beta}_1, \boldsymbol{\gamma}_{11}, \boldsymbol{\gamma}_{00}) \\ \tilde{\xi}_{01}^1(\mathcal{O}; \boldsymbol{\alpha}, \boldsymbol{\beta}_0, \boldsymbol{\beta}_1, \boldsymbol{\gamma}_{11}, \mu_{01}^1) \\ \tilde{\xi}_{01}^0(\mathcal{O}; \boldsymbol{\alpha}, \boldsymbol{\beta}_0, \boldsymbol{\beta}_1, \boldsymbol{\gamma}_{00}, \mu_{01}^0) \end{pmatrix},$$

where  $\xi_{01}^{\text{TR}} = (\xi^{\text{W}\top}, U_{\gamma_{11}}^\top(\mathcal{O}; \gamma_{11}), U_{\gamma_{00}}^\top(\mathcal{O}; \gamma_{00}))^\top$ ,  $\boldsymbol{\eta}_{01}^{\text{TR}} = (\boldsymbol{\alpha}^\top, \boldsymbol{\beta}_0^\top, \boldsymbol{\beta}_1^\top, \boldsymbol{\gamma}_{11}^\top, \boldsymbol{\gamma}_{00}^\top, \mu_{01}^1, \mu_{01}^0)^\top$ , and

$$\begin{aligned}\tilde{\xi}_{01}^1 &= \frac{p_1(\mathbf{X}; \boldsymbol{\beta}_1) - p_0(\mathbf{X}; \boldsymbol{\beta}_0)}{p_1(\mathbf{X}; \boldsymbol{\beta}_1)} \psi_{YD,1} - m_{11}(\mathbf{X}; \gamma_{11}) \left\{ \psi_{D,0} - \frac{p_0(\mathbf{X}; \boldsymbol{\beta}_0)}{p_1(\mathbf{X}; \boldsymbol{\beta}_1)} \psi_{D,1} \right\} - \mu_{01}^1(\psi_{D,1} - \psi_{D,0}), \\ \tilde{\xi}_{01}^0 &= \frac{p_1(\mathbf{X}; \boldsymbol{\beta}_1) - p_0(\mathbf{X}; \boldsymbol{\beta}_0)}{1 - p_0(\mathbf{X}; \boldsymbol{\beta}_0)} \psi_{Y(1-D),0} - m_{00}(\mathbf{X}; \gamma_{00}) \left\{ \psi_{1-D,1} - \frac{1 - p_1(\mathbf{X}; \boldsymbol{\beta}_1)}{1 - p_0(\mathbf{X}; \boldsymbol{\beta}_0)} \psi_{1-D,0} \right\} - \\ &\quad \mu_{01}^0(\psi_{D,1} - \psi_{D,0}).\end{aligned}$$

## 16.2 De-biased machine learning estimator using sample cross-fitting

In this section, we enhance the de-biased machine learning estimators proposed in [Jiang et al. \(2022\)](#) by incorporating the sample cross-fitting scheme and establishing their large-sample properties. The sample cross-fitting scheme relaxes regularity conditions and facilitates the use of more flexible data-adaptive machine learners for estimating the nuisance parameters. We begin by explicitly defining the de-biased machine learning estimator:

$$\hat{\mu}_{d_0 d_1}^{\text{ML-MO}} = \frac{\sum_{i=1}^K n_k \hat{\omega}_{d_0 d_1}^k}{\sum_{i=1}^K n_k \hat{\tau}_{d_0 d_1}^k},$$



where

$$\begin{aligned}
\hat{\omega}_{d_0 d_1}^k &= \hat{\omega}_{d_0 d_1}^{1,k} - \hat{\omega}_{d_0 d_1}^{0,k}, \\
\hat{\omega}_{11}^{1,k} &= \mathbb{P}_k \left\{ \frac{\hat{p}_0^k(\mathbf{X})}{\hat{p}_1^k(\mathbf{X})} \hat{\psi}_{YD,1}^k + \hat{m}_{11}(\mathbf{X}) \left\{ \hat{\psi}_{D,0}^k - \frac{\hat{p}_0^k(\mathbf{X})}{\hat{p}_1^k(\mathbf{X})} \hat{\psi}_{D,1}^k \right\} \right\}, \\
\hat{\omega}_{11}^{0,k} &= \mathbb{P}_k \left\{ \hat{\psi}_{YD,0}^k \right\}, \\
\hat{\tau}_{11}^k &= \mathbb{P}_k \{ \hat{\psi}_{D,0}^k \}, \\
\hat{\omega}_{00}^{1,k} &= \mathbb{P}_k \left\{ \hat{\psi}_{Y(1-D),1}^k \right\}, \\
\hat{\omega}_{00}^{0,k} &= \mathbb{P}_k \left\{ \frac{1 - \hat{p}_1^k(\mathbf{X})}{1 - \hat{p}_0^k(\mathbf{X})} \hat{\psi}_{Y(1-D),0}^k + \hat{m}_{00}(\mathbf{X}) \left\{ \hat{\psi}_{1-D,1}^k - \frac{1 - \hat{p}_1^k(\mathbf{X})}{1 - \hat{p}_0^k(\mathbf{X})} \hat{\psi}_{1-D,0}^k \right\} \right\}, \\
\hat{\tau}_{00}^k &= \mathbb{P}_k \{ \hat{\psi}_{1-D,1}^k \}, \\
\hat{\omega}_{01}^{1,k} &= \mathbb{P}_k \left\{ \frac{\hat{p}_1^k(\mathbf{X}) - \hat{p}_0^k(\mathbf{X})}{\hat{p}_1^k(\mathbf{X})} \hat{\psi}_{YD,1}^k - \hat{m}_{11}(\mathbf{X}) \left\{ \hat{\psi}_{D,0}^k - \frac{\hat{p}_0^k(\mathbf{X})}{\hat{p}_1^k(\mathbf{X})} \hat{\psi}_{D,1}^k \right\} \right\}, \\
\hat{\omega}_{01}^{0,k} &= \mathbb{P}_k \left\{ \frac{\hat{p}_1^k(\mathbf{X}) - \hat{p}_0^k(\mathbf{X})}{1 - \hat{p}_0^k(\mathbf{X})} \hat{\psi}_{Y(1-D),0}^k - \hat{m}_{00}(\mathbf{X}) \left\{ \hat{\psi}_{1-D,1}^k - \frac{1 - \hat{p}_1^k(\mathbf{X})}{1 - \hat{p}_0^k(\mathbf{X})} \hat{\psi}_{1-D,0}^k \right\} \right\}, \\
\hat{\tau}_{01}^k &= \mathbb{P}_k \{ \hat{\psi}_{D,1}^k - \hat{\psi}_{D,0}^k \},
\end{aligned}$$

and  $\hat{\psi}_{YD,1}^k$  and  $\hat{\psi}_{Y(1-D),0}^k$  represent the fitted values of  $\psi_{YD,1}$  and  $\psi_{Y(1-D),0}$  respectively, based on  $\mathcal{V}^k$  and  $\hat{\Gamma}^k(\mathbf{X})$ . Let  $\varphi_{d_0 d_1}^{z, \text{TR}}(\mathcal{O})$ ,  $z \in \{0, 1\}$  denote the EIFs for the building blocks of the PCEs,  $\mu_{d_0 d_1}^z$ , under monotonicity and principal ignorability. Then  $\varphi_{d_0 d_1}^{z, \text{TR}} = \omega_{d_0 d_1}^z - \mu_{d_0 d_1}^z \tau_{d_0 d_1}$ , where  $\omega_{d_0 d_1}^z$  and  $\tau_{d_0 d_1}$  are defined just above. The EIFs for the PCEs are given by  $\varphi_{d_0 d_1}^{\text{TR}}(\mathcal{O}) \equiv \varphi_{d_0 d_1}^{1, \text{TR}}(\mathcal{O}) - \varphi_{d_0 d_1}^{0, \text{TR}}(\mathcal{O})$ . The blow theorem characterizes the large-sample property of  $\hat{\mu}_{01}^{\text{ML-MO}}$ .

**Theorem 4.** Suppose that the following regularity conditions hold for some constants  $\epsilon_1 \in (0, 1/2]$  and  $\epsilon_2 > 0$ :

1.  $\epsilon_1 \leq \{\pi(\mathbf{X}), \hat{\pi}^k(\mathbf{X}), p_0(\mathbf{X}), \hat{p}_0^k(\mathbf{X}), p_1(\mathbf{X}), \hat{p}_1^k(\mathbf{X})\} \leq 1 - \epsilon_1$  for  $\forall 1 \leq k \leq K$ , with probability one;
2. For  $z \in \{0, 1\}$ ,  $\left\{ \max_{1 \leq k \leq K} \|\hat{\pi}^k(\mathbf{X}) - \pi(\mathbf{X})\|_2, \max_{1 \leq k \leq K} \|\hat{p}_z^k(\mathbf{X}) - p_z(\mathbf{X})\|_2, \max_{1 \leq k \leq K} \|\hat{m}_{zz}^k(\mathbf{X}) - m_{zz}(\mathbf{X})\|_2 \right\} = o_{\mathbb{P}}(n^{-1/4})$ ;
3.  $E\{(Y - m_{zz}(\mathbf{X}))^2 | \mathbf{X}, Z = z, D = z\} \leq \epsilon_2$ ,  $z \in \{0, 1\}$ , with probability one;

4. For  $z, z' \in \{0, 1\}$ ,  $\max_{1 \leq k \leq K} \|(\hat{\pi}^k(\mathbf{X}) - \pi(\mathbf{X}))m_{z'z'}(\mathbf{X})\|_2 = o_{\mathbb{P}}(1)$  and  $\max_{1 \leq k \leq K} \|(\hat{p}_z^k(\mathbf{X}) - p_z(\mathbf{X}))m_{z'z'}(\mathbf{X})\|_2 = o_{\mathbb{P}}(n^{-1/4})$ ;

then  $\hat{\mu}_{01}^{ML-MO} - \mu_{01} = \mathbb{P}_n\{\varphi_{01}^{TR}(\mathcal{O})\} + o_{\mathbb{P}}(n^{-1/2})$ , which implies that  $\hat{\mu}_{01}^{ML-MO}$  is  $\sqrt{n}$ -consistent and asymptotically linear. Subsequently, the asymptotic normality and semiparametric efficiency follow from the central limit theorem with

$$\sqrt{n}(\hat{\mu}_{01}^{ML-MO} - \mu_{01}) \xrightarrow{D} \mathcal{N}(0, E\{\varphi_{01}^{TR}(\mathcal{O})^2\}),$$

provided that  $E\{\varphi_{01}^{TR}(\mathcal{O})^2\} < \infty$ .

*Proof.* Define

$$\begin{aligned} \underline{N} &= E\{(p_1(\mathbf{X}) - p_0(\mathbf{X}))m_{11}(\mathbf{X})\}, \quad \underline{D} = E\{p_1(\mathbf{X}) - p_0(\mathbf{X})\}, \\ \omega_{11}^1(\mathcal{O}) &= \frac{p_1(\mathbf{X}) - p_0(\mathbf{X})}{p_1(\mathbf{X})} \psi_{YD,1} - m_{11}(\mathbf{X}) \left\{ \psi_{D,0} - \frac{p_0(\mathbf{X})}{p_1(\mathbf{X})} \psi_{D,1} \right\}, \\ \tau_{11}(\mathcal{O}) &= \psi_{D,1} - \psi_{D,0}. \end{aligned}$$

We follow the proof in Section 14. Jiang et al. (2022) already showed that  $\sqrt{n_k}|\mathbb{P}\{\omega_{11}^1(\mathcal{O}; \hat{\Gamma}^k(\mathbf{X})) - \omega_{11}^1(\mathcal{O}; \Gamma(\mathbf{X}))\}| = o_{\mathbb{P}}(1)$  (arguments are similar except for that our weaker regularity condition (4) is weaker). It is left to show that  $\sqrt{n_k}(\mathbb{P}_k - \mathbb{P})\{\omega_{11}^1(\mathcal{O}; \hat{\Gamma}^k(\mathbf{X})) - \omega_{11}^1(\mathcal{O}; \Gamma(\mathbf{X}))\} = o_{\mathbb{P}}(1)$ . We have

$$\begin{aligned} &\omega_{11}^1(\mathcal{O}; \hat{\Gamma}^k(\mathbf{X})) - \omega_{11}^1(\mathcal{O}; \Gamma(\mathbf{X})) \\ &= \underbrace{\frac{Z[\pi p_1(\hat{p}_1 - \hat{p}_0)(YD - \hat{p}_1 \hat{m}_{11}) - \hat{\pi} \hat{p}_1(p_1 - p_0)(YD - p_1 m_{11})]}{\pi \hat{\pi} p_1 \hat{p}_1}}_{(A_1)} + \\ &\quad \underbrace{(\hat{p}_1 - \hat{p}_0) \hat{m}_{11} - (p_1 - p_0) m_{11}}_{(A_2)} - \underbrace{\frac{(1 - Z)[(1 - \pi) \hat{m}_{11}(D - \hat{p}_0) - (1 - \hat{\pi}) m_{11}(D - p_0)]}{(1 - \pi)(1 - \hat{\pi})}}_{(A_3)} + \\ &\quad \underbrace{\frac{Z[\pi p_1 \hat{p}_0 \hat{m}_{11}(D - \hat{p}_1) - \hat{\pi} \hat{p}_1 p_0 m_{11}(D - p_1)]}{\pi \hat{\pi} p_1 \hat{p}_1}}_{(A_4)}. \end{aligned}$$

Then  $E\{[(A_1)]^2|\mathcal{V}^{-k}\} = o_{\mathbb{P}}(1)$  and  $E\{[(A_2)]^2|\mathcal{V}^{-k}\} = o_{\mathbb{P}}(1)$  follow from similar arguments used in the proof Theorem 3. Additionally,  $\sqrt{n_k}(\mathbb{P}_k - \mathbb{P})\{\tau_{11}(\mathcal{O}; \hat{\Gamma}^k(\mathbf{X})) - \tau_{11}(\mathcal{O}; \Gamma(\mathbf{X}))\} = o_{\mathbb{P}}(1)$  can be shown using similar reasoning as for  $\omega_{11}^1$ . Besides,  $\sqrt{n_k}|\mathbb{P}\{\tau_{11}(\mathcal{O}; \hat{\Gamma}^k(\mathbf{X})) - \tau_{11}(\mathcal{O}; \Gamma(\mathbf{X}))\}| = o_{\mathbb{P}}(1)$  has already been established by Jiang et al. (2022).  $\square$

Similar large-sample properties can be established and proved for the other PCEs using the similar arguments; hence, we omit them for simplicity. We then explicitly write out the forms of the closed-form variance estimators for  $\sqrt{n}(\hat{\mu}_{d_0d_1}^{\text{ML-MO}} - \mu_{d_0d_1})$  as follows:

$$\widehat{\mathbb{V}}(\hat{\mu}_{d_0d_1}^{\text{ML-MO}}) = \frac{1}{n} \sum_{k=1}^K \frac{n_k}{[\hat{\tau}_{d_0d_1}^k]^2} \mathbb{P}_k \left\{ \left[ \xi_{d_0d_1}^1(\mathcal{O}; \hat{\Gamma}_k(\mathbf{X}), \hat{\mu}_{d_0d_1}^{\text{MO},1,k}) - \xi_{d_0d_1}^0(\mathcal{O}; \hat{\Gamma}_k(\mathbf{X}), \hat{\mu}_{d_0d_1}^{\text{MO},0,k}) \right]^2 \right\},$$

where

$$\hat{\mu}_{d_0d_1}^{\text{MO},1,k} = \frac{\hat{\omega}_{d_0d_1}^{1,k}}{\hat{\tau}_{d_0d_1}^k}, \quad \hat{\mu}_{d_0d_1}^{\text{MO},0,k} = \frac{\hat{\omega}_{d_0d_1}^{0,k}}{\hat{\tau}_{d_0d_1}^k}.$$

The consistency of the above variance estimators, i.e.,  $\widehat{\mathbb{V}}(\hat{\mu}_{d_0d_1}^{\text{ML-MO}}) = E\{\varphi_{d_0d_1}^{\text{TR}}(\mathcal{O})^2\} + o_{\mathbb{P}}(1)$ , follows from the proof in Section 15.

## 17 Supplementary material for sensitivity analysis

### 17.1 Sensitivity analysis for principal ignorability assumption

The validity of the results presented in Section 3 of the main manuscript for the SACE, as well as in the Supplementary Material Section 10 for the PCEs among other principal strata, may be compromised if Assumption 3 (principal ignorability) is violated. To address this, we propose a sensitivity function approach to quantify the degree of deviation from the principal ignorability. Following the convention in the causal inference literature (Rosenbaum and Rubin, 1983), we can quantify departures from Assumption 3 using the following four ratio-type sensitivity functions:

$$\rho_{zd_z}(\mathbf{X}) \equiv \frac{E\{Y(z)|D(z) = d_z, D(1-z) = 1, \mathbf{X}\}}{E\{Y(z)|D(z) = d_z, D(1-z) = 0, \mathbf{X}\}}, \quad z, d_z \in \{0, 1\},$$

provided that  $\Pr(E\{Y(z)|D(z) = d_z, D(1-z) = 0, \mathbf{X}\} \neq 0) = 1$  for  $\forall z, d_z$ . To clarify, we summarize the sensitivity parameters required to facilitate the sensitivity analysis for each estimand in Table 2, noting that two out of the four parameters are sufficient for a single estimand. Notably, the satisfaction of the principal ignorability assumption for each estimand implies that the corresponding sensitivity parameters are equal to 1. We illustrate the sensitivity methods for the SACE and present the results for the PCEs defined on the remaining principal strata in Section 17.2. In particular, to assess the sensitivity of

Assumption 3(a) and Assumption 3(c) in estimating the SACE, it is sufficient to specify

$$\rho_{11}(\mathbf{X}) \equiv \frac{E\{Y(1)|D(0)=1, D(1)=1, \mathbf{X}\}}{E\{Y(1)|D(0)=0, D(1)=1, \mathbf{X}\}}, \quad \rho_{01}(\mathbf{X}) \equiv \frac{E\{Y(0)|D(0)=1, D(1)=1, \mathbf{X}\}}{E\{Y(0)|D(0)=1, D(1)=0, \mathbf{X}\}}.$$

One can, in principle, assume one of these assumptions holds and assess only the other using the corresponding sensitivity function. However, to maintain generality, we assess them simultaneously; the sensitivity function can be set to 1 if the corresponding assumption is believed to be true. We then derive the parallel results without assuming principal ignorability, while assuming that the sensitivity functions,  $\rho_{z1}(\mathbf{X}), z \in \{0, 1\}$ , are known. Accordingly, one can propose a working specification for the sensitivity functions, recalculate the point and interval estimates, and assess the robustness of the original results based on Section 3 of the main manuscript. To operationalize, a practical recommendation is to set  $\rho_{z1}(\mathbf{X})$  to some constant values (or piecewise constant), which implies a log-linear model for the potential final outcome, conditional on covariates and the potential joint intermediate outcome.

Given  $\rho_{z1}(\mathbf{X})$ , multiplying a factor,  $\Omega_{11}^z = \rho_{z1}(\mathbf{X})/[1 - (1 - \rho_{z1}(\mathbf{X}))p_{1-z}(\mathbf{X})], z \in \{0, 1\}$ , in the numerator within the expectation leads to the identification formulas based on weighting and outcome regression:

$$\begin{aligned} \mu_{11} &= \frac{E\{\Omega_{11}^1(\mathbf{X})e_{11}(\mathbf{X})ZDY/[\pi(\mathbf{X})p_1(\mathbf{X})]\}}{E\{e_{11}(\mathbf{X})ZD/[\pi(\mathbf{X})p_1(\mathbf{X})]\}} - \frac{E\{\Omega_{11}^0(\mathbf{X})e_{11}(\mathbf{X})(1-Z)DY/[(1-\pi(\mathbf{X}))p_0(\mathbf{X})]\}}{E\{e_{11}(\mathbf{X})(1-Z)D/[(1-\pi(\mathbf{X}))p_0(\mathbf{X})]\}}, \\ \mu_{11} &= \frac{E\{e_{11}(\mathbf{X})(\Omega_{11}^1(\mathbf{X})m_{11}(\mathbf{X}) - \Omega_{11}^0(\mathbf{X})m_{01}(\mathbf{X}))\}}{E\{e_{11}(\mathbf{X})\}}, \end{aligned}$$

whose empirical analogue induces the bias-corrected weighting estimator and outcome regression estimator,  $\hat{\mu}_{11}^{\text{PI-W}}$  and  $\hat{\mu}_{11}^{\text{PI-OR}}$ , respectively. We show that the non-parametric EIF without principal ignorability can be expressed as  $\varphi_{11}^{\text{PI}}(\mathcal{O}) = E\{e_{11}(\mathbf{X})\}^{-1}(\xi_{11}^1(\mathcal{O}) - \xi_{11}^0(\mathcal{O}))$ , where for  $z \in \{0, 1\}$ ,  $\xi_{11}^z(\mathcal{O}) = \underline{\omega}_{11}^z(\mathcal{O}) - \mu_{11}^z\tau_{11}(\mathcal{O})$  and

$$\underline{\omega}_{11}^z = \Omega_{11}^z(\mathbf{X})\omega_{11}^z(\mathcal{O}) + \frac{\rho_{z1}(\mathbf{X})(1 - \rho_{z1}(\mathbf{X}))}{[1 - (1 - \rho_{z1}(\mathbf{X}))p_{1-z}(\mathbf{X})]^2}(\psi_{D,1-z} - p_{1-z}(\mathbf{X}))e_{11}(\mathbf{X})m_{z1}(\mathbf{X}).$$

Solving the estimating equations of the form  $\mathbb{P}_n\{\xi_{11}^1(\mathcal{O}; \hat{\alpha}, \hat{\beta}_0, \hat{\beta}_1, \hat{\gamma}_{11}) - \xi_{11}^0(\mathcal{O}; \hat{\alpha}, \hat{\beta}_0, \hat{\beta}_1, \hat{\gamma}_{01})\} = 0$  yields a bias-corrected parametric estimator

$$\hat{\mu}_{11}^{\text{PI-BC}} = \frac{\mathbb{P}_n\{\hat{\omega}_{11}^1(\mathcal{O}) - \hat{\omega}_{11}^0(\mathcal{O})\}}{\mathbb{P}_n\{\hat{\tau}_{11}(\mathcal{O})\}},$$

which is conditionally doubly robust. Moreover,  $\hat{\mu}_{11}^{\text{PI-BC}}$  attains the semiparametric efficiency lower bound when all working models are correctly specified. One may also derive

the joint estimating equations and compute the sandwich variance estimators for the parametric estimators. Following the procedures in Section 3.3 of the main manuscript, one can construct a bias-corrected de-biased machine learning estimator, which is defined as:

$$\hat{\mu}_{11}^{\text{PI-ML}} = \frac{\sum_{i=1}^K n_k \left( \hat{\omega}_{11}^{1,k} - \hat{\omega}_{11}^{0,k} \right)}{\sum_{i=1}^K n_k \hat{\tau}_{11}^k},$$

where  $\hat{\omega}_{11}^{z,k} = \mathbb{P}_k \left\{ \omega_{11}^z(\mathcal{O}; \hat{\Gamma}^k(\mathbf{X})) \right\}, z \in \{0, 1\}$ . Under regularity conditions outlined in Theorem 17 and that both the denominator and numerator of  $\Omega_{11}^z$  are uniformly bounded,  $\hat{\mu}_{11}^{\text{PI-ML}}$  is  $\sqrt{n}$ -consistent, asymptotically normal, and semiparametric efficient. Finally, a consistent variance estimator for  $\sqrt{n}(\hat{\mu}_{11}^{\text{PI-ML}} - \mu_{11})$  is given by

$$\hat{\mathbb{V}}(\hat{\mu}_{11}^{\text{PI-ML}}) \equiv \frac{1}{n} \sum_{k=1}^K \frac{n_k}{[\hat{\tau}_{11}^k]^2} \mathbb{P}_k \left\{ \left[ \xi_{11}^1(\mathcal{O}; \hat{\Gamma}_k(\mathbf{X}), \hat{\mu}_{11}^{1,k}) - \xi_{11}^0(\mathcal{O}; \hat{\Gamma}_k(\mathbf{X}), \hat{\mu}_{11}^{0,k}) \right]^2 \right\},$$

where  $\hat{\mu}_{11}^{z,k} = \hat{\omega}_{11}^{z,k} / \hat{\tau}_{11}^k$ .

Table 2: A summary of the correspondence between sensitivity parameters and the estimands for the sensitivity analysis for the principal ignorability assumption.

Estimands	Principal ignorability and SA parameters			
	(a) $\sim \rho_{11}$	(b) $\sim \rho_{10}$	(c) $\sim \rho_{01}$	(d) $\sim \rho_{00}$
Always-survivors	✓		✓	
Compliers	✓			✓
Never-takers		✓		✓
Defiers		✓	✓	

## 17.2 Additional results for the other PCEs

The correction factors for the other PCEs are given by

$$\begin{aligned} \Omega_{01}^1 &= [1 - (1 - \rho_{11}(\mathbf{X}))p_0(\mathbf{X})]^{-1}, \quad \Omega_{01}^0 = \frac{\rho_{00}(\mathbf{X})}{1 - (1 - \rho_{00}(\mathbf{X}))p_1(\mathbf{X})}, \\ \Omega_{00}^1 &= [1 - (1 - \rho_{10}(\mathbf{X}))p_0(\mathbf{X})]^{-1}, \quad \Omega_{00}^0 = [1 - (1 - \rho_{00}(\mathbf{X}))p_1(\mathbf{X})]^{-1}, \\ \Omega_{10}^1 &= \frac{\rho_{10}(\mathbf{X})}{1 - (1 - \rho_{10}(\mathbf{X}))p_0(\mathbf{X})}, \quad \Omega_{10}^0 = [1 - (1 - \rho_{01}(\mathbf{X}))p_1(\mathbf{X})]^{-1}. \end{aligned}$$

To construct efficient bias-corrected estimators and de-biased machine learning estimators for the other three PCEs, it suffices to provide the characterizations for  $\underline{\omega}_{d_0 d_1}^z(\mathcal{O})$ :

$$\begin{aligned}\underline{\omega}_{01}^1 &= \Omega_{01}^1(\mathbf{X})\omega_{01}^1(\mathcal{O}) + \frac{1 - \rho_{11}(\mathbf{X})}{[1 - (1 - \rho_{11}(\mathbf{X}))p_0(\mathbf{X})]^2}(\psi_{D,0} - p_0(\mathbf{X}))e_{01}(\mathbf{X})m_{11}(\mathbf{X}), \\ \underline{\omega}_{01}^0 &= \Omega_{01}^z(\mathbf{X})\omega_{01}^0(\mathcal{O}) + \frac{\rho_{00}(\mathbf{X})(1 - \rho_{00}(\mathbf{X}))}{[1 - (1 - \rho_{00}(\mathbf{X}))p_1(\mathbf{X})]^2}(\psi_{D,1} - p_1(\mathbf{X}))e_{01}(\mathbf{X})m_{00}(\mathbf{X}), \\ \underline{\omega}_{00}^z &= \Omega_{00}^z(\mathbf{X})\omega_{00}^z(\mathcal{O}) + \frac{1 - \rho_{z0}(\mathbf{X})}{[1 - (1 - \rho_{z0}(\mathbf{X}))p_{1-z}(\mathbf{X})]^2}(\psi_{D,1-z} - p_{1-z}(\mathbf{X}))e_{00}(\mathbf{X})m_{z0}(\mathbf{X}), \\ \underline{\omega}_{10}^1 &= \Omega_{10}^1(\mathbf{X})\omega_{10}^1(\mathcal{O}) + \frac{\rho_{10}(\mathbf{X})(1 - \rho_{10}(\mathbf{X}))}{[1 - (1 - \rho_{10}(\mathbf{X}))p_0(\mathbf{X})]^2}(\psi_{D,0} - p_0(\mathbf{X}))e_{10}(\mathbf{X})m_{10}(\mathbf{X}), \\ \underline{\omega}_{10}^0 &= \Omega_{10}^0(\mathbf{X})\omega_{10}^0(\mathcal{O}) + \frac{1 - \rho_{01}(\mathbf{X})}{[1 - (1 - \rho_{01}(\mathbf{X}))p_1(\mathbf{X})]^2}(\psi_{D,1} - p_1(\mathbf{X}))e_{10}(\mathbf{X})m_{01}(\mathbf{X}).\end{aligned}$$

The large-sample properties of the parametric bias-correct estimator,  $\hat{\mu}_{11}^{\text{PI-BC}}$ , and the de-biased machine learning estimator,  $\hat{\mu}_{11}^{\text{PI-ML}}$ , for the SACE are summarized in Theorems 5 and 6, respectively, below. Similar properties for the other PCEs can be derived in a comparable manner and are omitted here for simplicity.

**Theorem 5** (Conditional double robustness and local efficiency). *If  $\{\pi(\mathbf{X}; \hat{\alpha}), \pi(\mathbf{X}; \alpha^*), p_z(\mathbf{X}; \hat{\beta}_z), p_z(\mathbf{X}; \beta_z^*), z \in \{0, 1\}\}$  are uniformly bounded,  $\Pr(\underline{\epsilon}_1 < \{|1 - (1 - \rho_{z1}(\mathbf{X}))p_{1-z}(\mathbf{X}; \beta_{1-z}^*)|, |1 - (1 - \rho_{z1}(\mathbf{X}))p_{1-z}(\mathbf{X}; \hat{\beta}_{1-z})|\}) = 1$  for some strictly positive constants  $\underline{\epsilon}_1$  and  $\underline{\epsilon}_2$ , and additional regularity conditions for the smoothness of the estimating functions hold, then  $\hat{\mu}_{11}^{\text{PI-BC}}$  is consistent and asymptotically normal under either  $\mathcal{M}_\pi \cap \mathcal{M}_p^0 \cap \mathcal{M}_p^1$  or  $\mathcal{M}_p^0 \cap \mathcal{M}_p^1 \cap \mathcal{M}_m^{01} \cap \mathcal{M}_m^{11}$ . Furthermore,  $\hat{\mu}_{11}^{\text{PI-BC}}$  achieves the semiparametric efficiency lower bound,  $E\{\varphi_{11}^{\text{PI}}(\mathcal{O})^2\}$ , and is asymptotically linear with the influence curve by  $\varphi_{11}^{\text{PI}}(\mathcal{O})$  under  $\mathcal{M}_\pi \cap \mathcal{M}_p^1 \cap \mathcal{M}_p^0 \cap \mathcal{M}_m^{01} \cap \mathcal{M}_m^{11}$ .*

**Theorem 6** (De-biased machine learning estimation). *Suppose that  $\inf_{\mathbf{X} \in \mathcal{X}} \theta(\mathbf{X}) > 0$  and the following regularity conditions hold for some constants  $\epsilon_1 \in (0, 1/2]$  and  $\epsilon_2, \underline{\epsilon}_1, \underline{\epsilon}_2 > 0$ :*

1.  $\epsilon_1 \leq \{\pi(\mathbf{X}), \hat{\pi}^k(\mathbf{X}), \hat{p}_0^k(\mathbf{X}), \hat{p}_1^k(\mathbf{X})\} \leq 1 - \epsilon_1$  for  $\forall 1 \leq k \leq K$ , with probability one;
2.  $\underline{\epsilon}_1 < \{|1 - (1 - \rho_{z1}(\mathbf{X}))p_{1-z}(\mathbf{X})|, |1 - (1 - \rho_{z1}(\mathbf{X}))\hat{p}_{1-z}^k(\mathbf{X})|\}$  and  $|\rho_{z1}(\mathbf{X})| < \underline{\epsilon}_2, z \in \{0, 1\}$  for  $\forall 1 \leq k \leq K$ , with probability one;
3. For  $z \in \{0, 1\}$ ,  $\left\{ \max_{1 \leq k \leq K} \|\hat{\pi}^k(\mathbf{X}) - \pi(\mathbf{X})\|_2, \max_{1 \leq k \leq K} \|\hat{p}_z^k(\mathbf{X}) - p_z(\mathbf{X})\|_2, \max_{1 \leq k \leq K} \|\hat{m}_{z1}^k(\mathbf{X}) - m_{z1}(\mathbf{X})\|_2 \right\} = o_{\mathbb{P}}(n^{-1/4})$ ;

4.  $E\{(Y - m_{z1}(\mathbf{X}))^2 | \mathbf{X}, Z = z, D = 1\} \leq \epsilon_2, z \in \{0, 1\}$ , with probability one;

5. For  $z, z' \in \{0, 1\}$ ,  $\max_{1 \leq k \leq K} \|(\hat{\pi}^k(\mathbf{X}) - \pi(\mathbf{X}))m_{z'1}(\mathbf{X})\|_2 = o_{\mathbb{P}}(1)$  and  $\max_{1 \leq k \leq K} \|(\hat{p}_z^k(\mathbf{X}) - p_z(\mathbf{X}))m_{z'1}(\mathbf{X})\|_2 = o_{\mathbb{P}}(n^{-1/4})$ ;

6.  $\inf_{\mathbf{X} \in \mathcal{X}^*} |\theta(\mathbf{X}) - 1| > 0$ , where  $\mathcal{X}^* = \{\mathbf{X} \in \mathcal{X} : \theta(\mathbf{X}) \neq 1\}$ ,

then  $\hat{\mu}_{11}^{PI-ML} - \mu_{11} = \mathbb{P}_n\{\varphi_{11}^{PI}(\mathcal{O})\} + o_{\mathbb{P}}(n^{-1/2})$ , which implies that  $\hat{\mu}_{11}^{PI-ML}$  is  $\sqrt{n}$ -consistent and asymptotically linear. Subsequently, the asymptotic normality and semiparametric efficiency follows from the central limit theorem with

$$\sqrt{n}(\hat{\mu}_{11}^{PI-ML} - \mu_{11}) \xrightarrow{D} \mathcal{N}(0, E\{\varphi_{11}^{PI}(\mathcal{O})^2\}),$$

provided that  $E\{\varphi_{11}^{PI}(\mathcal{O})^2\} < \infty$ .

### 17.3 Proof of identification formulas

We note that

$$\begin{aligned} & E\{Y(z)|D(z) = d_z, \mathbf{X}\} \\ &= \sum_{i=0}^1 \Pr(D(1-z) = i | D(z) = d_z, \mathbf{X}) E\{Y(z)|D(z) = d_z, D(1-z) = i, \mathbf{X}\} \quad (\text{LOTE}) \\ &= \sum_{i=0}^1 \Pr(D = i | Z = 1-z, \mathbf{X}) E\{Y(z)|D(z) = d_z, D(1-z) = i, \mathbf{X}\} \quad (\text{Assumptions 1-2}) \\ &= \sum_{i=0}^1 \Pr(D = i | Z = 1-z, \mathbf{X}) E\{Y(z)|D(z) = d_z, D(1-z) = i, \mathbf{X}\} \\ &= E\{Y(z)|D(z) = d_z, D(1-z) = 0, \mathbf{X}\} [1 - (1 - \rho_{zd_z}(\mathbf{X}))p_{1-z}(\mathbf{X})], \end{aligned}$$

which implies

$$E\{Y(z)|D(z) = d_z, D(1-z) = d_{1-z}, \mathbf{X}\} = \Omega_{d_0 d_1}^z(\mathbf{X}) E\{Y(z)|D(z) = d_z, \mathbf{X}\}, \quad (28)$$

where

$$\Omega_{d_0 d_1}^z(\mathbf{X}) = \frac{1 - (1 - \rho_{zd_z}(\mathbf{X}))d_{1-z}}{1 - (1 - \rho_{zd_z}(\mathbf{X}))p_{1-z}(\mathbf{X})}.$$

Therefore,

$$\begin{aligned} & E\{\mathbf{1}(D(1-z) = d_{1-z})Y(z)|\mathbf{X}, D(z) = d_z\} \Pr(D(z) = d_z|\mathbf{X}) \\ &= E\{Y(z)|D(z) = d_z, D(1-z) = d_{1-z}, \mathbf{X}\} e_{d_0 d_1}(\mathbf{X}) \quad (\text{LOTE}) \\ &= \Omega_{d_0 d_1}^z(\mathbf{X}) E\{Y(z)|D(z) = d_z, \mathbf{X}\} e_{d_0 d_1}(\mathbf{X}) \quad (\text{Equation (28)}). \end{aligned}$$

By the proof in Section 11, we obtain

$$\mu_{d_0 d_1}^z = \frac{E\{\Omega_{d_0 d_1}^z(\mathbf{X})e_{d_0 d_1}(\mathbf{X})m_{z d_z}(\mathbf{X})\}}{E\{e_{d_0 d_1}(\mathbf{X})\}}, \quad (29)$$

$$\mu_{d_0 d_1}^z = \frac{E\{\mathbf{1}(Z=z)\mathbf{1}(D=d_z)\Omega_{d_0 d_1}^z(\mathbf{X})e_{d_0 d_1}(\mathbf{X})Y/[\Pr(Z=z|\mathbf{X})\Pr(D=d_z|Z=z,\mathbf{X})]\}}{E\{\mathbf{1}(Z=z)\mathbf{1}(D=d_z)e_{d_0 d_1}(\mathbf{X})/[\Pr(Z=z|\mathbf{X})\Pr(D=d_z|Z=z,\mathbf{X})]\}}, \quad (30)$$

where (29) and (30) are the identification formulas based on outcome regression and weighting, respectively.

## 17.4 Derivation of EIFs

We adapt the preliminaries outlined in Section 12. Equation (29) implies that the denominator of the target estimand remains unchanged, and consequently, the EIF for the denominator also remains the same. We focus on  $\mu_{11}^1$  and the proof for  $\mu_{11}^0$  is similar. We find the EIF for the numerator:

$$\underline{N} \equiv E\{\Omega_{11}^1(\mathbf{X})e_{11}(\mathbf{X})m_{11}(\mathbf{X})\}.$$

Chain rule implies that

$$\dot{\Omega}_{11,v}^1(\mathbf{X})|_{v=0} = \frac{(1 - \rho_{11}(\mathbf{X}))\rho_{11}(\mathbf{X})}{[1 - (1 - \rho_{11}(\mathbf{X}))p_0(\mathbf{X})]^2} \dot{p}_{0,v}(\mathbf{X})|_{v=0} \quad (31)$$

and

$$\begin{aligned} \underline{\dot{N}}_v|_{v=0} &= \underbrace{E\{\Omega_{11}^1(\mathbf{X})e_{11}(\mathbf{X})m_{11}(\mathbf{X})S(\mathbf{X})\}}_{(B_1)} + \underbrace{E\{\Omega_{11}^1(\mathbf{X})\dot{e}_{11,v}(\mathbf{X})|_{v=0}m_{11}(\mathbf{X})\}}_{(B_2)} + \\ &\quad \underbrace{E\{\Omega_{11}^1(\mathbf{X})e_{11}(\mathbf{X})\dot{m}_{11,v}(\mathbf{X})|_{v=0}\}}_{(B_3)} + \underbrace{E\{\dot{\Omega}_{11,v}^1(\mathbf{X})|_{v=0}e_{11}(\mathbf{X})m_{11}(\mathbf{X})\}}_{(B_4)}. \end{aligned}$$

( $B_1$ ) equals to

$$E\{(\Omega_{11}^1(\mathbf{X})e_{11}(\mathbf{X})m_{11}(\mathbf{X}) - \underline{N})S(\mathbf{X})\},$$

because  $E\{S(\mathbf{X})\} = 0$ . Equation (11) implies

$$(B_2) = E\{\Omega_{11}^1(\mathbf{X})(\tau_{11}(\mathcal{O}) - e_{11}(\mathbf{X}))m_{11}(\mathbf{X})S(D|Z,\mathbf{X})\}$$

Lemma 2 indicates that

$$(B_3) = E\left\{\Omega_{11}^1(\mathbf{X})\frac{e_{11}(\mathbf{X})}{p_1(\mathbf{X})}(\psi_{YD,1} - m_{11}(\mathbf{X})\psi_{D,1})S(Y|D,Z,\mathbf{X})\right\}.$$



Equation (31) and Lemma 1 imply

$$(B_4) = E \left\{ \frac{\rho_{11}(\mathbf{X})(1 - \rho_{11}(\mathbf{X}))}{[1 - (1 - \rho_{11}(\mathbf{X}))p_0(\mathbf{X})]^2} (\psi_{D,0} - p_0(\mathbf{X})) e_{11}(\mathbf{X}) m_{11}(\mathbf{X}) S(D|Z, \mathbf{X}) \right\}.$$

One can verify that

$$\begin{aligned} \Omega_{11}^1(\mathbf{X}) e_{11}(\mathbf{X}) m_{11}(\mathbf{X}) - \underline{N} &\in \mathcal{F}_1, \\ \Omega_{11}^1(\mathbf{X}) (\tau_{11}(\mathcal{O}) - e_{11}(\mathbf{X})) m_{11}(\mathbf{X}) &\in \mathcal{F}_3, \\ \frac{\rho_{11}(\mathbf{X})(1 - \rho_{11}(\mathbf{X}))}{[1 - (1 - \rho_{11}(\mathbf{X}))p_0(\mathbf{X})]^2} (\psi_{D,0} - p_0(\mathbf{X})) e_{11}(\mathbf{X}) m_{11}(\mathbf{X}) &\in \mathcal{F}_3, \\ \Omega_{11}^1(\mathbf{X}) \frac{e_{11}(\mathbf{X})}{p_1(\mathbf{X})} (\psi_{YD,1} - m_{11}(\mathbf{X}) \psi_{D,1}) &\in \mathcal{F}_4. \end{aligned}$$

Therefore, the EIF for the numerator is given by

$$\varphi_{\underline{N}}(\mathcal{O}) = -\underline{N} + \underline{\omega}_{11}^1(\mathcal{O}), \quad (32)$$

where

$$\underline{\omega}_{11}^1 = \Omega_{11}^1(\mathbf{X}) \omega_{11}^1(\mathcal{O}) + \frac{\rho_{11}(\mathbf{X})(1 - \rho_{11}(\mathbf{X}))}{[1 - (1 - \rho_{11}(\mathbf{X}))p_0(\mathbf{X})]^2} (\psi_{D,0} - p_0(\mathbf{X})) e_{11}(\mathbf{X}) m_{11}(\mathbf{X}).$$

Finally, quotient rule implies that the EIF for  $\mu_{11}^1$  is given by

$$\varphi_{11}^{\text{PI},1}(\mathcal{O}) = \frac{\underline{\omega}_{11}^1(\mathcal{O}) - \mu_{11}^1 \tau_{11}(\mathcal{O})}{E\{e_{11}(\mathbf{X})\}}.$$

## 17.5 Proof of Supplementary Material Theorem 5

We follow the preliminaries provided in Section 13.2.1. The result that  $\hat{\mu}_{11}^{\text{PI-BC}}$  under  $\mathcal{M}_\pi \cap \mathcal{M}_p^0 \cap \mathcal{M}_p^1 \cap \mathcal{M}_m^{01} \cap \mathcal{M}_m^{11}$  achieves semiparametric efficiency, i.e.,  $\sqrt{n}(\hat{\mu}_{11}^{\text{PI-BC}} - \mu_{11}) \xrightarrow{D} \mathcal{N}(0, E\{\varphi_{11}^{\text{PI}}(\mathcal{O})^2\})$  follows from the proof in Section 13.2.2 because it is straightforward to verify  $E\{\partial \varphi_{\underline{N}}(\mathcal{O}; \underline{N}, \boldsymbol{\zeta}^*) / \partial \boldsymbol{\zeta}^\top\} = 0$  for  $\varphi_{\underline{N}}$  defined in Equation (32).

We already showed that the denominator,  $\mathbb{P}_n\{\hat{e}_{11}(\mathbf{X})\}$ , is consistent for  $E\{e_{11}(\mathbf{X})\}$  under  $\mathcal{M}_p^0 \cap \mathcal{M}_p^1$ . Let  $\hat{\mu}_{11}^{\text{PI-BC},z} = [\mathbb{P}_n\{\tau_{11}(\mathcal{O}; \hat{\Gamma}(\mathbf{X}))\}]^{-1} \mathbb{P}_n\{\underline{\omega}_{11}^z(\mathcal{O}; \hat{\Gamma}(\mathbf{X}))\}$ . Then

$$\begin{aligned} &E \left\{ \Omega_{11}^{1*} \omega_{11}^{1*} + \frac{\rho_{11}(1 - \rho_{11})}{[1 - (1 - \rho_{11})p_0]^2} \frac{1 - \pi}{1 - \pi^*} (p_0 - p_0^*) e_{11}^* m_{11}^* \right\} - E\{\Omega_{11}^1 \omega_{11}^1\} \\ &= E \left\{ \Omega_{11}^{1*} (\omega_{11}^{1*} - \omega_{11}^1) + \frac{\rho_{11}(1 - \rho_{11})}{[1 - (1 - \rho_{11})p_0]^2} \frac{1 - \pi}{1 - \pi^*} (p_0 - p_0^*) e_{11}^* m_{11}^* + \omega_{11}^1 (\Omega_{11}^{1*} - \Omega_{11}^1) \right\} \\ &\quad (\text{LOTE}) \end{aligned} \quad (33)$$

which vanishes under either  $\mathcal{M}_\pi \cap \mathcal{M}_p^0 \cap \mathcal{M}_p^1$  or  $\mathcal{M}_p^0 \cap \mathcal{M}_p^1 \cap \mathcal{M}_m^{01} \cap \mathcal{M}_m^{11}$ . Similar proof applies to  $\hat{\mu}_{11}^{\text{PI-BC},0}$ .

## 17.6 Proof of Supplementary Material Theorem 6

The proof follows from the arguments in Section 14 by incorporating the additional regularity condition that for some strictly positive constants  $\underline{\epsilon}_1, \underline{\epsilon}_2$ ,  $\Pr(\underline{\epsilon}_1 < \{|1 - (1 - \rho_{z1}(\mathbf{X}))p_{1-z}(\mathbf{X})|, |1 - (1 - \rho_{z1}(\mathbf{X}))\hat{p}_{1-z}^k(\mathbf{X})|\} \text{ and } |\rho_{z1}(\mathbf{X})| < \underline{\epsilon}_2, z \in \{0, 1\}) = 1$ , which uniformly bounds the numerator and denominator of the square of the true and estimated correction factors,  $\Omega_{11}^z(\mathbf{X})$  and  $\hat{\Omega}_{11}^z(\mathbf{X})$ . To see this, it is enough to show that  $\sqrt{n_k}|\mathbb{P}\{\underline{\omega}_{11}^1(\mathcal{O}; \hat{\Gamma}^k(\mathbf{X})) - \underline{\omega}_{11}^1(\mathcal{O}; \Gamma(\mathbf{X}))\}| = o_{\mathbb{P}}(1)$ . Lemma 8 below serves a similar role to Lemma 6, connecting the multiplicative factors  $\Omega_{11}^z$  to the mixed-bias properties of the functionals.

**Lemma 8.** *For  $x, y \in (0, 1)$  and  $a \in \mathbb{R}$  such that  $(1 - a)x \neq 1$  and  $(1 - a)y \neq 1$ , define  $f(x) = a/[1 - (1 - a)x]$ . Then Taylor expansion implies*

$$f(x) = f(y) + \frac{a(1 - a)}{[1 - (1 - a)y]^2}(x - y) + o(|x - y|).$$

By (33) and Lemma 8, we obtain

$$\begin{aligned} & \sqrt{n_k}|\mathbb{P}\{\underline{\omega}_{11}^1(\mathcal{O}; \hat{\Gamma}^k(\mathbf{X})) - \underline{\omega}_{11}^1(\mathcal{O}; \Gamma(\mathbf{X}))\}| \\ & \leq \sqrt{n_k} \left\{ \left| \mathbb{P} \left\{ \frac{\rho_{11}(1 - \rho_{11})}{[1 - (1 - \rho_{11})p_0]^2} (p_0 - \hat{p}_0) \left[ \frac{1 - \pi}{1 - \hat{\pi}} \hat{e}_{11} \hat{m}_{11} - \omega_{11}^1 \right] \right\} \right| + \right. \\ & \quad \left. O_{\mathbb{P}}(1) \mathbb{P} \{ |\hat{\omega}_{11}^1 - \omega_{11}^1| \} + O_{\mathbb{P}}(1) \mathbb{P} \{ |\hat{p}_0 - p_0|^2 \} \right\} \quad (\text{Triangle inequality}) \\ & \leq \sqrt{n_k} \left\{ O_{\mathbb{P}}(1) \left| \mathbb{P} \left\{ (p_0 - \hat{p}_0) \left[ \frac{1 - \pi}{1 - \hat{\pi}} \hat{e}_{11} \hat{m}_{11} - \omega_{11}^1 \right] \right\} \right| + O_{\mathbb{P}}(1) o_{\mathbb{P}}(n^{-1/2}) + O_{\mathbb{P}}(1) o_{\mathbb{P}}(n^{-1/2}) \right\} \\ & = \sqrt{n_k} \left\{ O_{\mathbb{P}}(1) \left| \mathbb{P} \left\{ (p_0 - \hat{p}_0) \left[ \frac{1 - \pi}{1 - \hat{\pi}} \hat{e}_{11} \hat{m}_{11} - e_{11} m_{11} \right] \right\} \right| \right\} + o_{\mathbb{P}}(1) \quad (\text{LOTE}) \\ & = \sqrt{n_k} \left\{ O_{\mathbb{P}}(1) \left| \mathbb{P} \left\{ (p_0 - \hat{p}_0) \left[ \frac{\hat{\pi} - \pi}{1 - \hat{\pi}} \hat{e}_{11} \hat{m}_{11} + \hat{e}_{11} (\hat{m}_{11} - m_{11}) + (\hat{e}_{11} - e_{11}) m_{11} \right] \right\} \right| \right\} + o_{\mathbb{P}}(1) \\ & = o_{\mathbb{P}}(1) \quad (\text{Cauchy-Schwarz and RCs (1)-(3)}), \end{aligned}$$

where the last equality follows from the similar techniques used in Section 14.

Next, we discuss the plausibility of this additional regularity condition when  $\rho_{z1}$  are constant. It is clear that the condition  $\underline{\epsilon}_1 < \{|1 - (1 - \rho_{z1})p_{1-z}(\mathbf{X})|, |1 - (1 - \rho_{z1})\hat{p}_{1-z}^k(\mathbf{X})|\}$  is satisfied for  $\forall 0 \leq \rho_{z1} < \underline{\epsilon}_2$ , meaning that any non-negative upper-bounded sensitivity parameter is plausible irrespective of the true and estimated principal scores. In practice, it is rarely expected that the mean of the potential final outcome changes signs conditional

on distinct principal strata. However,  $\rho_{z1}$  can take negative values, and the plausible range of these negative values depends on the principal scores.

## 17.7 Proof of consistency of the variance estimator for the de-biased machine learning estimator for sensitivity analysis

The proof of the consistency of  $\widehat{\mathbb{V}}(\widehat{\mu}_{d_0 d_1}^{\text{PI-ML}})$  follows directly from the proof in Section 15, as the conditions of Lemma 7 are satisfied for the EIF.

# 18 Supplementary information for simulation study

## 18.1 Data-generating process

In each scenario, we simulate three continuous covariates,  $X_i, i \in \{1, 2, 3\}$ , each following a truncated standard normal distribution, within the range  $[-20, 20]$ , along with one binary covariate,  $X_4 \sim \text{Bern}(0.5)$ . The treatment assignment is then simulated using logistic regression, with  $\Pr(Z = 1|\mathbf{X}) = \text{expit}(0.1 \sum_{i=1}^3 X_i + 0.5X_4)$ , where  $\text{expit}(x) = (1 + e^{-x})^{-1}$ . For  $\theta \in \{0.5, 1, 2\}$ , the marginal potential intermediate outcomes are simulated from

$$\begin{aligned}\Pr(D(1) = 1|\mathbf{X}) &= \text{expit}(0.3X_1 + 0.4X_2 + 0.3X_3 + 0.5X_4), \\ \Pr(D(0) = 1|\mathbf{X}) &= \text{expit}(0.4X_1 + 0.3X_2 + 0.4X_3 + 0.5X_4).\end{aligned}$$

The joint distribution of  $D(0)$  and  $D(1)$  can be computed based on (8); under monotonicity, the joint potential intermediate outcomes are generated from a categorical distribution with the following probability mass function:

$$\begin{aligned}\Pr((D(0), D(1)) = 11|\mathbf{X}) &= \text{expit}(-0.4 - 0.2|X_1| - 0.2|X_2| - 0.2|X_3| - 0.2X_4), \\ \Pr((D(0), D(1)) = 01|\mathbf{X}) &= \text{expit}(1.2X_4) - \text{expit}(-0.4 - 0.2|X_1| - 0.2|X_2| - 0.2|X_3| - 0.2X_4), \\ \Pr((D(0), D(1)) = 00|\mathbf{X}) &= 1 - \text{expit}(1.2X_4).\end{aligned}$$

Finally, for  $\theta \in \{0.5, 1, 2\}$ , the potential final outcomes follow

$$\begin{aligned}Y(1) &\sim \mathcal{N}(-1 + D(1) + X_1 + 3 \sum_{i=2}^4 X_i, 1), \\ Y(0) &\sim \mathcal{N}(3 - D(0) - 1.5X_1 + 2X_2 + 2X_3 - 2X_4, 1);\end{aligned}\tag{34}$$

under monotonicity, the data-generating process for the potential final outcomes is obtained by replacing  $X_i$  with  $|X_i|$  in equation (34).

## 18.2 Transformation of covariates

Specifically, the misspecified models for the parametric estimators are obtained by fitting regression models on  $(\tilde{X}_1, \tilde{X}_2, \tilde{X}_3, \tilde{X}_4) \equiv (\log(\arctan(X_1 + X_4) + 1.57), (X_2/5)^3, \arctan(X_3 + X_4), X_4)$ , where  $\arctan(\bullet) = \tan^{-1}(\bullet)$ , and the nuisance functions for the machine learning estimators are learned from  $(\tilde{X}_1, \tilde{X}_2, \tilde{X}_3, \tilde{X}_4)$ . It is straightforward to verify that the above covariates transformation is bijective.

## 19 Additional tables and figures

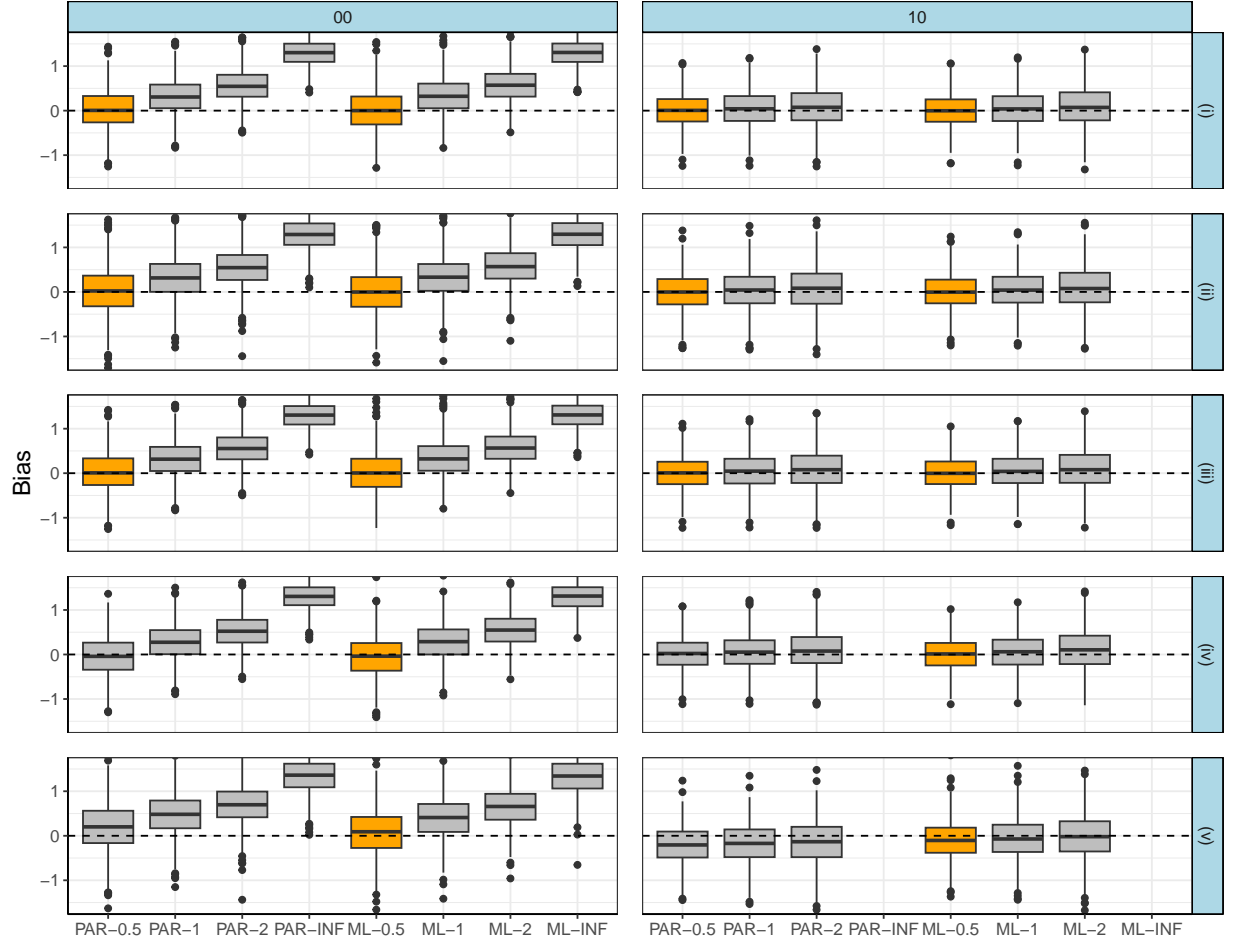


Figure 6: Simulation results for the bias of the average treatment effects among never-takers ('00') and defiers ('10') when the true odds ratio is 0.5. The design matrices (i)-(v) are described in Section 4.1 of the main manuscript. The labels 'PAR' and 'ML' represent the parametric conditionally doubly robust estimator and the multiple machine learning estimator, respectively. For instance, 'PAR-0.5' and 'PAR-INF' indicate  $\hat{\mu}_{d_0d_1}^{\text{CDR}}$  based on  $\theta = 0.5$  and monotonicity, respectively. The estimators that are expected to be valid are highlighted in orange.

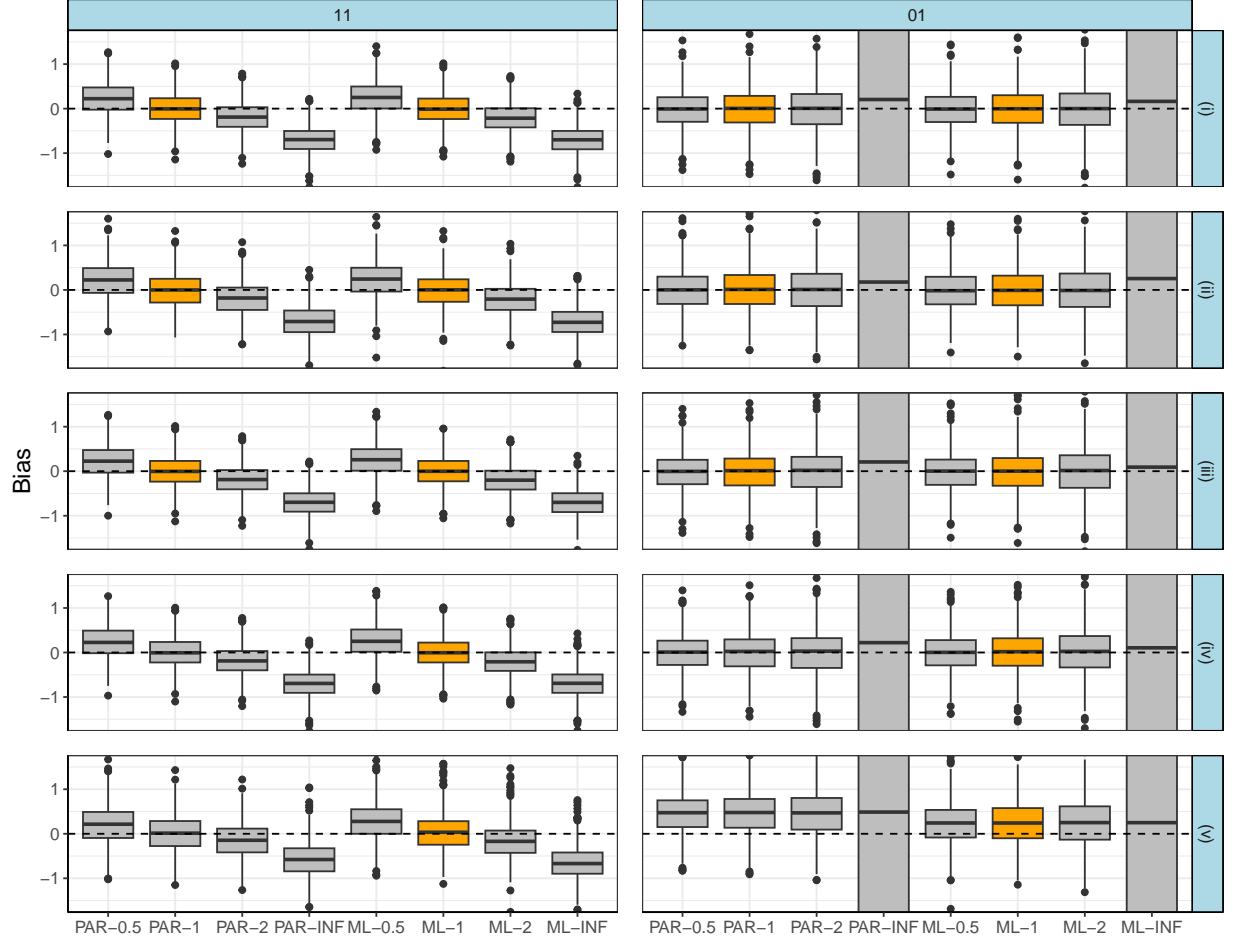


Figure 7: Simulation results for the bias of the average treatment effects among always-takers stratum ('11') and compliers stratum ('01') when the true odds ratio is 1, i.e., conditional survival independence holds. The design matrices (i)-(v) are described in Section 4.1 of the main manuscript. The labels 'PAR' and 'ML' represent the parametric conditionally doubly robust estimator and the multiple machine learning estimator, respectively. For instance, 'PAR-0.5' and 'PAR-INF' indicate  $\hat{\mu}_{d_0d_1}^{\text{CDR}}$  based on  $\theta = 0.5$  and monotonicity, respectively. The estimators that are expected to be valid are highlighted in orange.




Figure 8: Simulation results for the bias of the average treatment effects among never-takers ('00') and defiers ('10') when the true odds ratio is 1, i.e., conditional survival independence holds. The design matrices (i)-(v) are described in Section 4.1 of the main manuscript. The labels 'PAR' and 'ML' represent the parametric conditionally doubly robust estimator and the multiple machine learning estimator, respectively. For instance, 'PAR-0.5' and 'PAR-INF' indicate  $\hat{\mu}_{d_0d_1}^{\text{CDR}}$  based on  $\theta = 0.5$  and monotonicity, respectively. The estimators that are expected to be valid are highlighted in orange.

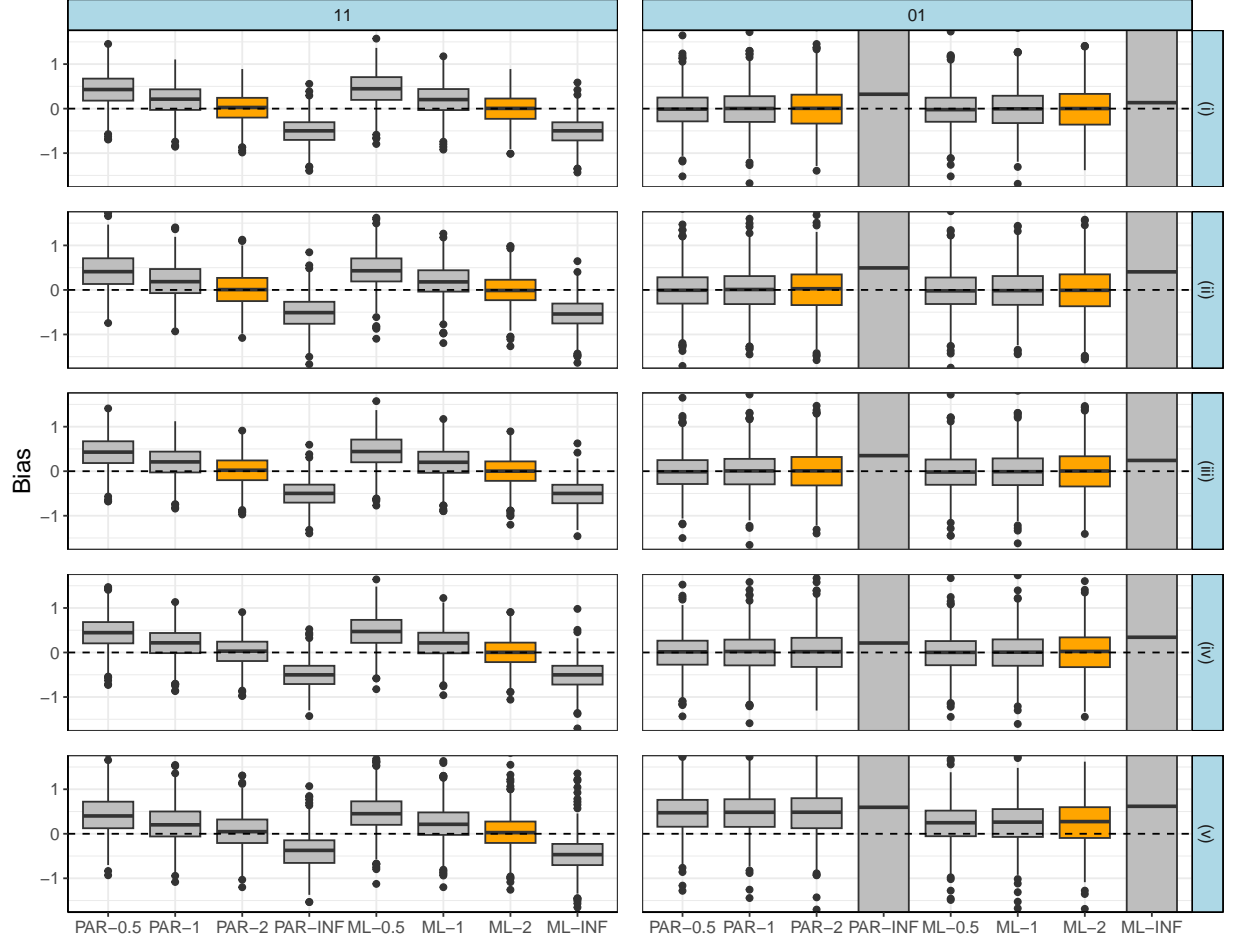


Figure 9: Simulation results for the bias of the average treatment effects among always-takers stratum ('11') and compliers stratum ('01') when the true odds ratio is 2. The design matrices (i)-(v) are described in Section 4.1 of the main manuscript. The labels 'PAR' and 'ML' represent the parametric conditionally doubly robust estimator and the multiple machine learning estimator, respectively. For instance, 'PAR-0.5' and 'PAR-INF' indicate  $\hat{\mu}_{d_0d_1}^{\text{CDR}}$  based on  $\theta = 0.5$  and monotonicity, respectively. The estimators that are expected to be valid are highlighted in orange.



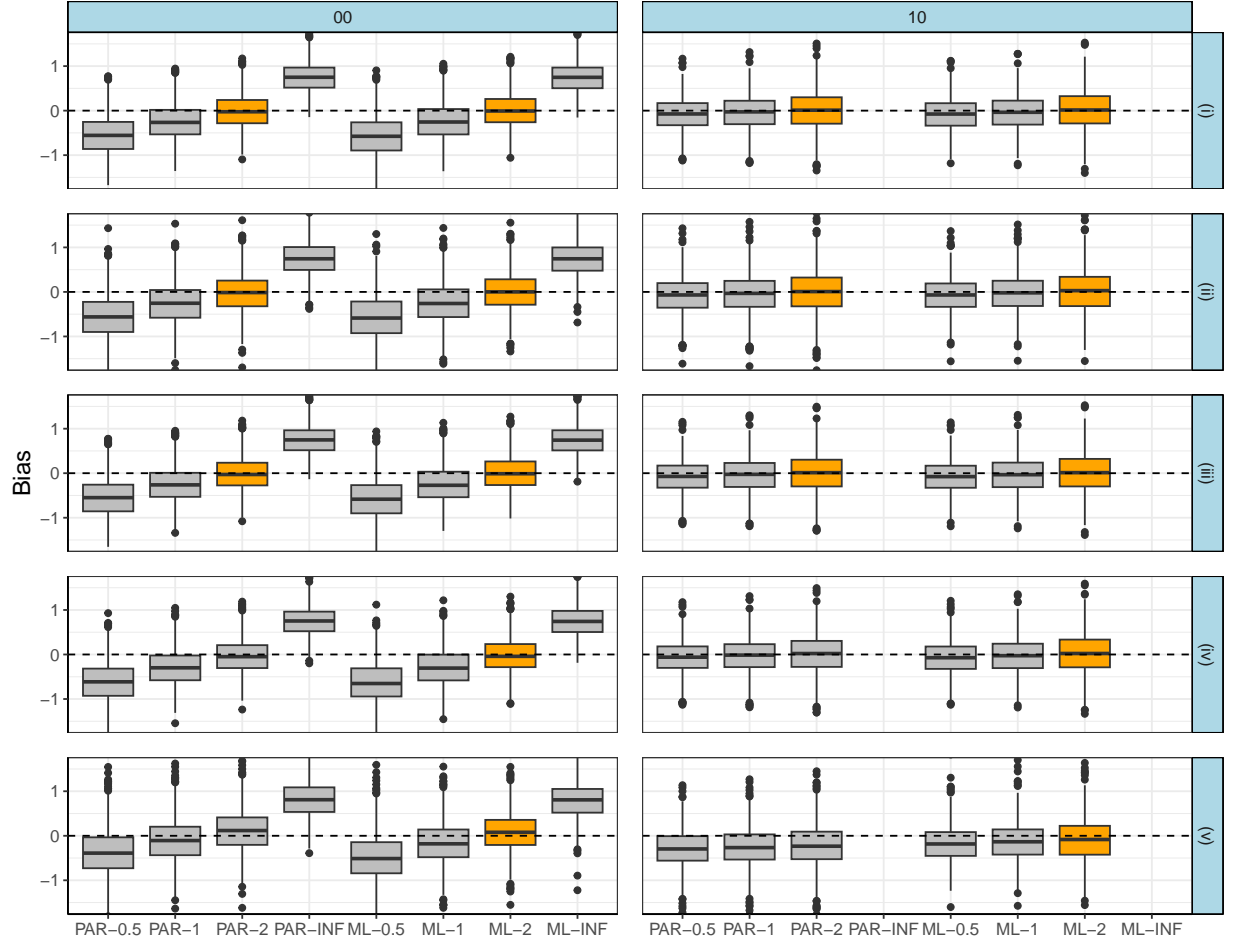


Figure 10: Simulation results for the bias of the average treatment effects among never-takers ('00') and defiers ('10') when the true odds ratio is 2. The design matrices (i)-(v) are described in Section 4.1 of the main manuscript. The labels 'PAR' and 'ML' represent the parametric conditionally doubly robust estimator and the multiple machine learning estimator, respectively. For instance, 'PAR-0.5' and 'PAR-INF' indicate  $\hat{\mu}_{d_0d_1}^{\text{CDR}}$  based on  $\theta = 0.5$  and monotonicity, respectively. The estimators that are expected to be valid are highlighted in orange.

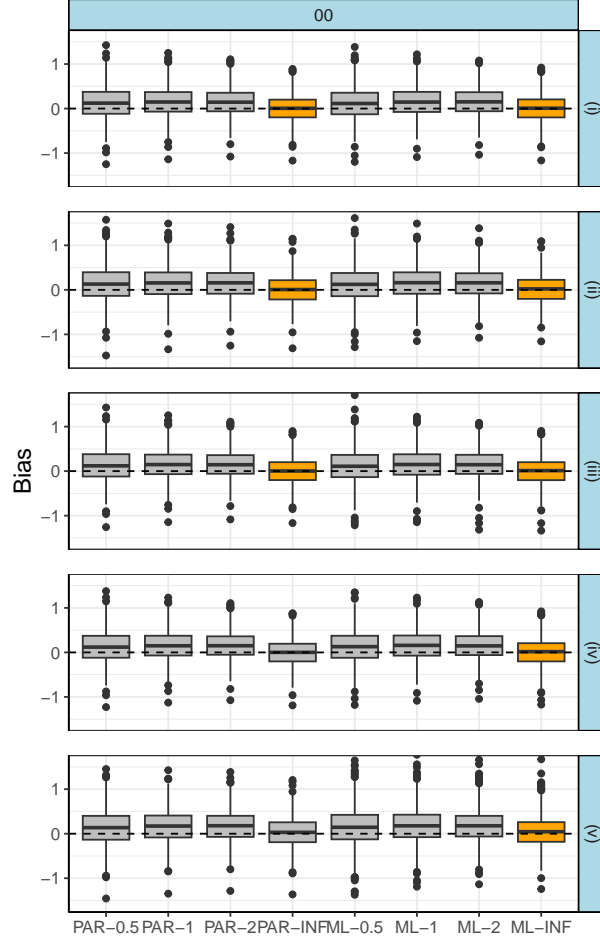


Figure 11: Simulation results for the bias of the average treatment effect among never-takers ('00') when monotonicity holds. The design matrices (i)-(v) are described in Section 4.1 of the main manuscript. The labels 'PAR' and 'ML' represent the parametric conditionally doubly robust estimator and the multiple machine learning estimator, respectively. For instance, 'PAR-0.5' and 'PAR-INF' indicate  $\hat{\mu}_{d_0 d_1}^{\text{CDR}}$  based on  $\theta = 0.5$  and monotonicity, respectively. The estimators that are expected to be valid are highlighted in orange.

Table 3: Simulation results for the (%) empirical coverage probabilities of 95% confidence intervals for all principal causal effects, calculated using the average empirical standard errors with a true odds ratio of 1, i.e., when conditional survival independence holds. Results are based on two sets of estimators: the parametric conditionally doubly estimator (PAR) and the de-biased machine learning estimator (ML), with both correct and incorrect values of  $\theta$ . The model misspecifications are represented by different working design matrices (WDM) (i)-(v), which are constructed using either raw or transformed covariates. The symbol “\” indicates that the approach assuming monotonicity is inapplicable for estimating the PCE for defiers. Estimators highlighted in **bold** are theoretically valid according to asymptotic theory.

Strata	WDM	PAR- $\theta$				ML- $\theta$			
		0.5	1	2	$\infty$	0.5	1	2	$\infty$
Always-takers	(i)	89.3	<b>94.2</b>	90.0	34.0	90.2	<b>94.3</b>	89.5	36.4
	(ii)	91.0	<b>93.8</b>	91.2	46.6	90.6	<b>94.5</b>	90.2	41.7
	(iii)	89.1	<b>94.3</b>	89.7	33.9	90.3	<b>94.2</b>	89.6	36.3
	(iv)	89.0	94.8	90.3	36.1	88.8	<b>95.0</b>	89.5	37.3
	(v)	91.9	93.0	91.8	62.5	90.0	<b>94.2</b>	90.7	50.8
Compliers	(i)	94.1	<b>94.1</b>	94.0	99.9	94.0	<b>94.1</b>	94.7	97.5
	(ii)	94.1	<b>94.7</b>	94.6	99.9	93.1	<b>92.9</b>	93.5	97.0
	(iii)	94.1	<b>94.3</b>	94.1	99.9	93.8	<b>94.4</b>	95.0	98.3
	(iv)	94.3	94.3	94.4	99.9	93.9	<b>94.1</b>	95.0	98.5
	(v)	84.3	84.5	86.8	99.9	90.3	<b>90.9</b>	91.7	98.2
Never-takers	(i)	89.8	<b>94.0</b>	90.5	13.8	90.3	<b>95.8</b>	90.0	15.6
	(ii)	90.9	<b>94.9</b>	90.3	26.3	91.2	<b>94.8</b>	90.2	29.3
	(iii)	89.9	<b>94.0</b>	90.2	13.9	90.0	<b>95.4</b>	90.2	15.7
	(iv)	86.3	94.5	91.4	14.2	89.2	<b>95.7</b>	92.5	15.9
	(v)	94.0	93.1	86.3	24.6	92.8	<b>95.2</b>	87.6	27.9
Defiers	(i)	94.6	<b>94.7</b>	94.1	\	94.6	<b>94.9</b>	95.1	\
	(ii)	94.1	<b>94.2</b>	94.6	\	93.8	<b>94.0</b>	94.6	\
	(iii)	94.3	<b>94.7</b>	94.3	\	94.8	<b>95.7</b>	95.1	\
	(iv)	94.8	95.2	93.8	\	94.1	<b>94.4</b>	94.5	\
	(v)	91.6	93.0	94.1	\	92.2	<b>93.9</b>	94.9	\

Table 4: Simulation results for the (%) empirical coverage probabilities of 95% confidence intervals for all principal causal effects, calculated using the average empirical standard errors with a true odds ratio of 2. Results are based on two sets of estimators: the parametric conditionally doubly estimator (PAR) and the de-biased machine learning estimator (ML), with both correct and incorrect values of  $\theta$ . The model misspecifications are represented by different working design matrices (WDM) (i)-(v), which are constructed using either raw or transformed covariates. The symbol “\” indicates that the approach assuming monotonicity is inapplicable for estimating the PCE for defiers. Estimators highlighted in **bold** are theoretically valid according to asymptotic theory.

Strata	WDM	PAR- $\theta$				ML- $\theta$			
		0.5	1	2	$\infty$	0.5	1	2	$\infty$
Always-takers	(i)	76.3	90.0	<b>95.3</b>	58.9	77.4	90.7	<b>95.9</b>	61.8
	(ii)	81.7	92.2	<b>95.9</b>	66.3	80.5	92.4	<b>96.0</b>	64.3
	(iii)	76.1	90.0	<b>95.2</b>	59.6	76.9	90.2	<b>95.3</b>	59.9
	(iv)	76.5	90.2	94.8	60.0	75.9	90.2	<b>95.5</b>	61.3
	(v)	81.4	91.6	95.2	78.3	79.0	90.9	<b>95.5</b>	72.4
Compliers	(i)	94.6	95.0	<b>95.3</b>	100.0	94.8	95.3	<b>95.7</b>	98.0
	(ii)	94.8	94.9	<b>95.0</b>	100.0	94.6	94.7	<b>95.1</b>	97.5
	(iii)	94.5	94.7	<b>95.3</b>	100.0	94.1	94.3	<b>95.4</b>	98.3
	(iv)	94.6	94.7	94.8	100.0	94.8	95.2	<b>95.4</b>	98.4
	(v)	82.3	84.0	86.9	100.0	90.4	90.6	<b>92.2</b>	98.3
Never-takers	(i)	73.4	89.0	<b>93.8</b>	35.7	75.3	89.7	<b>95.1</b>	38.6
	(ii)	81.1	91.3	<b>93.4</b>	47.5	79.3	91.9	<b>94.4</b>	52.4
	(iii)	74.3	88.8	<b>93.5</b>	35.5	75.0	89.5	<b>94.2</b>	40.1
	(iv)	67.8	86.3	93.5	36.8	72.7	89.1	<b>94.9</b>	39.1
	(v)	87.4	93.1	92.1	46.3	85.4	92.8	<b>93.3</b>	50.8
Defiers	(i)	94.9	95.1	<b>95.2</b>	\	94.7	95.2	<b>96.0</b>	\
	(ii)	94.7	94.9	<b>95.2</b>	\	94.0	94.8	<b>94.7</b>	\
	(iii)	94.4	94.5	<b>94.8</b>	\	94.6	95.1	<b>96.2</b>	\
	(iv)	94.9	94.9	95.6	\	94.6	95.1	<b>96.0</b>	\
	(v)	90.5	92.3	92.8	\	92.0	93.9	<b>95.4</b>	\

Table 5: Simulation results for the (%) empirical coverage probabilities of 95% confidence intervals for all principal causal effects, calculated using the average empirical standard errors when monotonicity holds. Results are based on two sets of estimators: the parametric conditionally doubly estimator (PAR) and the de-biased machine learning estimator (ML), with both correct and incorrect values of  $\theta$ . The model misspecifications are represented by different working design matrices (WDM) (i)-(v), which are constructed using either raw or transformed covariates. Estimators highlighted in **bold** are theoretically valid according to asymptotic theory.

Strata	WDM	PAR- $\theta$				ML- $\theta$			
		0.5	1	2	$\infty$	0.5	1	2	$\infty$
Always-takers	(i)	68.8	76.7	84.1	<b>94.5</b>	75.0	80.0	86.3	<b>95.1</b>
	(ii)	72.0	79.9	85.3	<b>94.1</b>	74.7	80.2	85.9	<b>94.5</b>
	(iii)	69.4	76.9	83.9	<b>94.5</b>	74.2	78.3	84.9	<b>94.6</b>
	(iv)	70.4	76.5	83.6	<b>94.2</b>	74.0	80.0	86.0	<b>94.6</b>
	(v)	61.3	69.7	76.2	94.8	69.2	75.6	81.7	<b>94.6</b>
Compliers	(i)	26.6	41.4	60.2	<b>95.7</b>	27.0	44.6	64.7	<b>96.7</b>
	(ii)	32.3	47.5	64.0	<b>95.2</b>	31.3	47.5	66.5	<b>95.7</b>
	(iii)	26.5	40.9	58.9	<b>95.6</b>	26.8	43.9	64.0	<b>96.2</b>
	(iv)	27.2	40.9	58.9	<b>95.3</b>	25.6	43.7	64.4	<b>96.6</b>
	(v)	35.0	49.4	65.0	94.4	33.4	48.7	67.4	<b>95.2</b>
Never-takers	(i)	93.4	92.7	92.1	<b>95.0</b>	94.1	92.8	92.7	<b>95.0</b>
	(ii)	93.7	93.7	93.5	<b>94.7</b>	94.5	93.3	93.4	<b>95.1</b>
	(iii)	93.1	92.6	91.9	<b>95.0</b>	94.0	92.7	92.3	<b>94.9</b>
	(iv)	93.6	92.5	91.3	<b>95.3</b>	93.9	92.7	92.4	<b>94.5</b>
	(v)	93.8	93.2	93.0	94.4	93.3	92.1	92.2	<b>94.6</b>

Table 6: A summary of the key takeaways from simulation studies, where ‘DGP’ represents the data-generating process and ‘DML’ represents the debiased machine learning estimator.

$\theta$ -specification	$\theta$ -DGP	
	Monotonicity	Non-monotonicity
Monotonicity	The scenario considered in Jiang et al. (2022), where we extend the DML under cross-fitting.	1. Significant bias and under-coverage of CI; 2. Unstable estimates for CACE; 3. Unable to estimate PCE for defiers.
Non-monotonicity	Mild bias and under-coverage, which vanishes with large $\theta$ .	1. Our approaches produce valid inference with correctly specified $\theta$ ; 2. Mild bias and under-coverage with moderate misspecification of $\theta$ .

## References

- Bartolucci, F. and L. Grilli (2011). Modeling partial compliance through copulas in a principal stratification framework. *Journal of the American Statistical Association* 106(494), 469–479.
- Bergsma, W. P. and T. Rudas (2002). Marginal models for categorical data. *The Annals of Statistics* 30(1), 140 – 159.
- Bickel, P. J., C. A. Klaassen, P. J. Bickel, Y. Ritov, J. Klaassen, J. A. Wellner, and Y. Ritov (1993). *Efficient and adaptive estimation for semiparametric models*. Springer.
- Cheng, C., Y. Guo, B. Liu, L. Wruck, F. Li, and F. Li (2023). Multiply robust estimation for causal survival analysis with treatment noncompliance. *arXiv preprint arXiv:2305.13443*.
- Cheng, C. and F. Li (2024). Inverting estimating equations for causal inference on quantiles. *Biometrika*, asae058.
- Chernozhukov, V., D. Chetverikov, M. Demirer, E. Duflo, C. Hansen, W. Newey, and J. Robins (2018, 01). Double/debiased machine learning for treatment and structural parameters. *The Econometrics Journal* 21(1), C1–C68.

- Ding, P. and J. Lu (2016, 06). Principal Stratification Analysis Using Principal Scores. *Journal of the Royal Statistical Society Series B: Statistical Methodology* 79(3), 757–777.
- European Medicines Agency (2020). ICH E9 (R1) addendum on estimands and sensitivity analysis in clinical trials to the guideline on statistical principles for clinical trials. <https://www.ema.europa.eu/en/documents/scientific-guideline/ich-e9-r1-addendum-estimands-sensitivity-analysis-clinical-trials-guideline-statistics-en.pdf>.
- Farrell, M. H., T. Liang, and S. Misra (2021). Deep neural networks for estimation and inference. *Econometrica* 89(1), 181–213.
- Feller, A., F. Mealli, and L. Miratrix (2017). Principal score methods: Assumptions, extensions, and practical considerations. *Journal of Educational and Behavioral Statistics* 42(6), 726–758.
- Frangakis, C. E. and D. B. Rubin (2002). Principal stratification in causal inference. *Biometrics* 58(1), 21–29.
- Geenens, G. (2020). Copula modeling for discrete random vectors. *Dependence Modeling* 8(1), 417–440.
- Genest, C. and J. Nešlehová (2007). A primer on copulas for count data. *ASTIN Bulletin* 37(2), 475–515.
- Hayden, D., D. K. Pauler, and D. Schoenfeld (2005). An estimator for treatment comparisons among survivors in randomized trials. *Biometrics* 61(1), 305–310.
- Imbens, G. W. and J. D. Angrist (1994). Identification and estimation of local average treatment effects. *Econometrica* 62(2), 467–475.
- Isenberg, D., M. Harhay, N. Mitra, and F. Li (2024). Weighting methods for truncation by death in cluster-randomized trials. *arXiv preprint arXiv:2404.10629*.
- Jiang, Z. and P. Ding (2021). Identification of causal effects within principal strata using auxiliary variables. *Statistical Science* 36(4), 493–508.

- Jiang, Z., S. Yang, and P. Ding (2022, 05). Multiply Robust Estimation of Causal Effects under Principal Ignorability. *Journal of the Royal Statistical Society Series B: Statistical Methodology* 84(4), 1423–1445.
- Kahan, B. C., J. Hindley, M. Edwards, S. Cro, and T. P. Morris (2024). The estimands framework: a primer on the ich e9(r1) addendum. *BMJ* 384.
- Kang, J. D. Y. and J. L. Schafer (2007). Demystifying Double Robustness: A Comparison of Alternative Strategies for Estimating a Population Mean from Incomplete Data. *Statistical Science* 22(4), 523 – 539.
- Kennedy, E. H. (2022). Semiparametric doubly robust targeted double machine learning: a review. *arXiv preprint arXiv:2203.06469*.
- Lipsitz, S. R., N. M. Laird, and D. P. Harrington (1991). Generalized estimating equations for correlated binary data: Using the odds ratio as a measure of association. *Biometrika* 78(1), 153–160.
- Lu, S., Z. Jiang, and P. Ding (2023). Principal stratification with continuous post-treatment variables: Nonparametric identification and semiparametric estimation. *arXiv preprint arXiv:2309.12425*.
- Nelsen, R. B. (2006). *An introduction to copulas*. Springer.
- NHLBI (2004). Higher versus lower positive end-expiratory pressures in patients with the acute respiratory distress syndrome. *New England Journal of Medicine* 351(4), 327–336.
- Robins, J. M. (1998, February). Correction for non-compliance in equivalence trials. *Stat. Med.* 17(3), 269–302; discussion 387–9.
- Rosenbaum, P. R. and D. B. Rubin (1983). Assessing sensitivity to an unobserved binary covariate in an observational study with binary outcome. *Journal of the Royal Statistical Society. Series B (Methodological)* 45(2), 212–218.
- Rotnitzky, A., E. Smucler, and J. M. Robins (2021). Characterization of parameters with a mixed bias property. *Biometrika* 108(1), 231–238.



- Roy, J., J. W. Hogan, and B. H. Marcus (2008). Principal stratification with predictors of compliance for randomized trials with 2 active treatments. *Biostatistics* 9(2), 277–289.
- Rubin, D. B. (2006). Causal inference through potential outcomes and principal stratification: application to studies with "censoring" due to death. *Statistical Science* 21(3), 299–309.
- Rudas, T. (2018). *Lectures on Categorical Data Analysis*. Springer Texts in Statistics. New York: Springer.
- Shepherd, B. E., P. B. Gilbert, and C. T. Dupont (2011). Sensitivity analyses comparing time-to-event outcomes only existing in a subset selected postrandomization and relaxing monotonicity. *Biometrics* 67(3), 1100–1110.
- Shepherd, B. E., P. B. Gilbert, Y. Jemai, and A. Rotnitzky (2006). Sensitivity analyses comparing outcomes only existing in a subset selected post-randomization, conditional on covariates, with application to hiv vaccine trials. *Biometrics* 62(2), 332–342.
- Tong, J., C. Cheng, G. Tong, M. O. Harhay, and F. Li (2024). Doubly robust estimation and sensitivity analysis with outcomes truncated by death in multi-arm clinical trials. *arXiv preprint arXiv:2410.07483*.
- Tsiatis, A. A. (2006). *Semiparametric theory and missing data*. Springer.
- van der Laan, M. J., E. C. Polley, and A. E. Hubbard (2007). Super learner. *Statistical Applications in Genetics and Molecular Biology* 6(1).
- van der Vaart, A. W. (2000). *Asymptotic statistics*, Volume 3. Cambridge university press.
- Vansteelandt, S. and K. V. Lancker (2024). Chasing shadows: How implausible assumptions skew our understanding of causal estimands.
- Wang, B., C. Park, D. S. Small, and F. Li (2024). Model-robust and efficient covariate adjustment for cluster-randomized experiments. *Journal of the American Statistical Association*, 1–13.
- Zehavi, T. and D. Nevo (2023, 03). Matching methods for truncation by death problems. *Journal of the Royal Statistical Society Series A: Statistics in Society* 186(4), 659–681.