

CRSet: Non-Interactive Verifiable Credential Revocation with Metadata Privacy for Issuers and Everyone Else

Felix Hoops
Technical University of Munich
Munich, Germany
felix.hoops@tum.de

Jonas Gebele
Technical University of Munich
Munich, Germany
jonas.gebele@tum.de

Florian Matthes
Technical University of Munich
Munich, Germany
matthes@tum.de

Abstract

Like any digital certificate, Verifiable Credentials (VCs) require a way to revoke them in case of an error or key compromise. Existing solutions for VC revocation, most prominently Bitstring Status List, are not viable for many use cases since they leak the issuer's behavior, which in turn leaks internal business metrics. For instance, exact staff fluctuation through issuance and revocation of employee IDs. We introduce CRSet, a revocation mechanism that allows an issuer to encode revocation information for years worth of VCs as a Bloom filter cascade. Padding is used to provide deniability for issuer metrics. Issuers periodically publish this filter cascade on a decentralized storage system. Relying Parties (RPs) can download it to perform any number of revocation checks locally. Compared to existing solutions, CRSet protects the metadata of subject, RPs, and issuer equally. At the same time, it is non-interactive, making it work with wallet devices having limited hardware power and drop-in compatible with existing VC exchange protocols and wallet applications. We present a prototype using the Ethereum blockchain as decentralized storage. The recently introduced blob-carrying transactions, enabling cheaper data writes, allow us to write each CRSet directly to the chain. We built software for issuers and RPs that we successfully tested end-to-end with an existing publicly available wallet agents and the OpenID for Verifiable Credentials protocols. Storage and bandwidth costs paid by issuers and RP are higher than for Bitstring Status List, but still manageable at around 1 MB for an issuer issuing hundreds of thousands of VCs annually and covering decades.

Keywords

Revocation, Status List, Bloom Filter, Filter Cascade, Verifiable Credential, Self-Sovereign Identity, Ethereum, Blobs

1 Introduction

Self-Sovereign Identity (SSI) [4] is at the forefront of a movement towards user-centric identity management and tempts institutions with efficiency and security gains. Legislative bodies like the European Commission have picked up SSI, for instance, in the context of the European Blockchain Service Infrastructure (EBSI) that is being built with the goal of supporting SSI use cases[12]. Similar efforts exist in North America, where the Science and Technology Directorate and the U.S. Citizenship and Immigration Service collaborate to issue immigration-related documents such as permanent resident cards according to open SSI standards[41].

SSI introduces Verifiable Credentials (VCs) that can represent any document from a government issued ID to a university diploma in a structured machine-readable format, secured with a digital signature [38]. A critical aspect of issuing any type of digital credential

or certificate is revocation. Consequently, it is also vital that inaccurate VCs, issued by mistake or malice, can be invalidated by their issuer. This can also be necessitated by issuer or subject key compromise. However, this is still a seriously underdeveloped area [26, 34, 35].

Companies seriously considering to be at the cutting edge of adoption are facing one fundamental problem: they cannot issue credentials with revocation support without making public how many credentials they revoke and – depending on the revocation mechanism – issue. There simply is no solution for revocation of VCs that keeps an issuer's activity private, which can be deployed today. Without that, a company wanting to issue employee IDs as VCs would effectively be announcing in real time whenever someone is leaving the company, and possibly more.

While perhaps natural to consider, adopting an existing revocation mechanism from the TLS public-key infrastructure is not feasible. Since TLS certificates are "just" name-key bindings, they are considered non-sensitive information and public. This has even become a central security feature in recent years, with the establishment of Certificate Transparency [21]. Thus, revocation mechanisms like Certificate Revocation List [6], Online Certificate Status Protocol (OCSP) [14], and OCSP stapling [2] do not address metadata privacy in their specifications at all. But for SSI, the privacy of all involved parties must be considered because just the metadata can already carry a lot of implicit information.

Turning to SSI-specific solutions, the arguably most notable revocation mechanism for VCs is the W3C's Bitstring Status List [22]. As the name suggests, it is a string of zeroes and ones with a pre-allocated length. Every issued VC is associated with a distinct index into a status list and if the bit at the index is zero, it is valid. If the bit is one, the VC is considered revoked. Since most values will typically be zero, GZIP compression is applied to great effect before publishing the status list. Each issuer hosts one or more of these lists with a web server, making them accessible to the public via HTTPS.

Regarding space efficiency, this is great, saving bandwidth between an issuer and a Relying Party (RP) which fetches a status list for a local revocation check. Also, because an RP always fetches a whole status list, an issuer cannot know which subject exactly is interacting with that RP, providing some herd privacy for the subjects. However, the RP will always expose that it is currently doing business with a VC subject when it fetches from the issuer's web server. And for the issuer, the status list reveals every individual revocation publicly, even providing distinct traceable indexes for each one. If an external adversary knows what kind of VC is covered by a status list, he can infer business metrics.

Table 1: Comparison of Credential Revocation Mechanisms for SSI

<i>Mechanism</i>	<i>Revocation Information</i>	<i>Private Subject Activity?</i>	<i>Private Relying Party Activity?</i>	<i>Private Issuer Activity?</i>	<i>Non-Interactive?</i>
Bitstring Status List	≤ 1 bit per capacity	Herd Privacy	No	Private Rev. Rate	Yes
AnonCreds Rev.	> 12 B per capacity	Herd Privacy	Yes	No	No
Prevoke [24]	?	Yes	Yes	Private Rev. Rate	No
Evoke [25]	≥ 32 B per rev. VC	Yes	Depends on Gossip	Private Rev. Rate	No
Sitouah et al. [37]	≥ 2 B per valid VC ¹	Yes	Yes	Private Rev. Rate	No
CRSet	≈ 6 bit per capacity	Yes	Yes	Yes	Yes

Arguably, the only other practically relevant mechanism is Hyperledger’s Anonymous Credentials (AnonCreds) v1.0 Revocation Scheme, which was developed to support the Hyperledger AnonCreds [11]. These are an older type of verifiable credential that is not affiliated with the W3C’s VC standard. AnonCreds’ focus is enabling subjects to interact with RPs while staying anonymous, also necessitating anonymous revocation checking. To achieve that, an approach based on a cryptographic accumulator is used. Subjects have to interactively construct a zero-knowledge proof (ZKP) of inclusion in that accumulator, which can be verified by an RP. Inclusion signifies that a VC has not been revoked.

But once again, this mechanism – in spite of its focus on (subject) privacy – has the same privacy issues as the previously discussed Bitstring Status List. The ZKP relies on a public set of prime numbers (i.e., a tails file), where one prime is associated with each issued credential. Due to the immense size, this file is usually on a web server owned by the issuer, making access trackable. In addition, the ZKP construction requires knowing which of these primes belong to revoked credentials. That information is also public in the form of what is effectively a bitstring using a one to indicate revocation. Although the exact implementation can vary (e.g., expressed as deltas), the information is present and allows the same kinds of insights into the issuer’s operations that Bitstring Status List does.

To overcome the privacy-related shortcomings of existing revocation mechanisms and design a new, more privacy-preserving one, we turn to filter cascades. Specifically, we use a filter cascade based on Bloom filters for their lack of distinct entries, which makes them harder to analyze. By including padding and ensuring that all revocation data is published in a decentralized manner, we design and build a system that provides more extensive metadata privacy than any previous revocation mechanism we are aware of. Table 1 provides a high-level comparative overview of SSI revocation mechanisms. In addition to the two practically used ones discussed earlier, we also include further academic contributions for a more complete picture.

1.1 Our Contribution

In this paper, we address the lack of a VC revocation mechanism that protects the privacy of all involved stakeholders (i.e., subject, RP, issuer) by proposing the CRSet. It is a system that enables non-interactive revocation checks relying on a Bloom filter cascade.

We summarize our individual contributions as follows:

- We provide a structured overview of metadata relevant to the operation of a revocation mechanism in an SSI context and consider different adversaries.
- We analyze how and with what accuracy the number of included and excluded elements in a Bloom filter cascade can be extracted from the cascade’s raw data.
- We present CRSet, a novel revocation mechanism using a padded Bloom filter cascade distributed via Ethereum blob-carrying transactions, that provides better metadata privacy than existing mechanisms.
- We analyze CRSet regarding performance and privacy, concluding that the mechanism preserves the privacy of subjects, RPs, and issuers, while having feasible hardware and network requirements.
- We discuss a narrow proof-of-concept implementation of the CRSet data structure built in Python and used to confirm our theoretical privacy and performance analysis.
- We present a full prototype implementation of CRSet built in JavaScript intended for use with web-based applications.

1.2 Related Work

For Verifiable Credentials, there is still a distinct lack of tailored revocation mechanisms, as noted in [26, 34]. In the following, we address the few existing proposals for Verifiable Credential revocation and also relevant work on Bloom filters and filter cascades.

1.2.1 Credential Revocation Mechanisms. While we have discussed more practically established revocation mechanisms for SSI ecosystems with Bitstring Status List [22] and AnonCreds Revocation [11], there are further proposals. Some of them predate the notion of SSI, but consider credentials in the same spirit. Specifically, there are several works addressing revocation for anonymous credentials [3, 23] similar to AnonCreds, which builds on [8]. All of these works investigate different application of cryptographic accumulators to achieve trade-offs between anonymity of the holder and other system aspects, such as credential delegation.

Sitouah et al. [37] propose a mechanism based on a Merkle tree accumulator. Through the inclusion of a secret salt that periodically changes for each credential ID in the construction process, it manages to limit for how long an RP can trace the credential status. A status check requires the holder of a VC to create a Merkle tree inclusion proof.

¹Practical measurement taken from paper for parameterization supporting at least 10^5 credentials.

Chotkan et al. [9] focus on creating a revocation mechanism that is as decentralized as possible, even avoiding the logical decentralization of distributed ledger technology. They propose a gossip protocol that can propagate lists of revoked credential IDs in a peer-2-peer network. Every RP in that network additionally maintains a Bloom filter for faster revocation checking.

Mazzocca et al. [25] develop a revocation mechanism suitable for limited hardware power in IoT scenarios. It uses an ECC-based accumulator, which devices update directly from a distributed ledger or through a gossip protocol.

Manimaran et al. [24], to the best of our knowledge, are the first to consider an issuer’s privacy in the context of revocation. They argue that an issuer’s revocation rate must be protected information and propose an accumulator-based mechanism with added use of a Bloom filter for improved verification times.

1.2.2 Bloom Filters and Privacy. Bloom filters have been introduced by Bloom in [5] and have established themselves as the default probabilistic membership query data structure. They have found lots of use in privacy-critical scenarios, leading to a string of research focusing on the privacy-related implications of storing sensitive data in Bloom filters. The specific focus is on extracting as many elements as possible from a given filter.

One category of works deals with attacks on privacy-preserving record linkage [18, 19, 28], such as medical records linked by legal names. Bloom filters are typically used to encode n-grams of the linking property, providing some error-resistance in the matching and also supposedly privacy [28]. These works have in common, that they show that encoding data from relatively small and non-uniform universes, such as first names, makes it possible to reconstruct significant portions of the set.

Sengupta et al. [36] propose a method for randomly sampling likely entries from a Bloom filter, which is also extended to an approximate reconstruction of the entire entry set.

Reviriego et al. [31] show that it is possible to extract entries from a Bloom filter if they exhibit statistically significant grouping and the universe of possible entries is known. That highlights the importance of using perfectly random entries, even for large universes.

In a following work [30], Reviriego et al. investigate the possible advantage an adversary could gain from having access to multiple historical versions of an approximate membership query data structure (AMQ) that naturally exhibit significant set overlap. They conclude that having multiple version of a Bloom filter, provides no meaningful advantage for an adversary.

1.2.3 Bloom Filter Cascades. Layering multiple Bloom filters has been explored in several works for different applications related to indexing [27, 32, 33, 42].

Larisch et al. [20] have specifically applied Bloom filter cascades to the problem of certificate revocation. They propose a mechanism to compress the entire TLS infrastructure’s certificate status information into one filter cascade, enabling better privacy and speed.

1.3 Outline

The remainder of this paper is organized as follows: In Section 2, we introduce prerequisite knowledge for the rest of the paper. Next, Section 3 discusses our adversary model and design goals. Then, we explain filter cascades and their properties in Section 4. Next, we present the CRSet architecture in Section 5. In Sections 6 and 7 we respectively analyze and empirically evaluate CRSet, before coming to a conclusion in Section 8.

2 Preliminaries

Throughout this section, we introduce the SSI paradigm and the relevant standards for that. Next, we explain the basic premise of a Bloom filter, which we base our revocation mechanism upon. Finally, we briefly address Ethereum and the blob-carrying transactions that we use as a publishing mechanism.

2.1 Self-Sovereign Identity

Self-Sovereign Identity (SSI) is an emerging digital identity model that intends to give subjects more control of their own identity information, shifting the management of identity away from centralized identity providers [4]. While third-party providers for identity information are necessary, they are no longer directly involved in each authentication process. SSI allows users to manage and share their identity attributes through cryptographically secured credentials. Similar to physical credentials like a government-issued ID, users hold and manage these credentials themselves.

This creates a more user-centric system that has increased censorship resistance and transparency. For service providers, it offers better security with fully automatic processing of the structured credential content, increasing overall efficiency. In addition, the intended interoperability of these credentials would make life easier for users and service providers alike, letting them exchange credentials from different providers, preventing single points of failure. Thus, SSI is sometimes also hailed as the internet’s missing identity layer [29].

2.2 Verifiable Credentials

The W3C Verifiable Credential (VC) [38] standard is perhaps the most relevant credential standard at the time of writing, although there are others such as Hyperledger AnonCreds [11] or OpenBadges [1]. VCs are a set of claims encoded as JSON referring to a subject and signed by an issuer. This flexibility enables them to be a digital version of any conceivable identity document, from driver’s licenses to university diplomas. Subject and issuer are usually identified via Decentralized Identifiers (DIDs) [39], which can be seen as a wrapper of an asymmetric key pair. The standard allows different implementations, but almost all of them use a key pair as their foundation. Otherwise, they would not be able to produce digital signatures.

VCs are a form of digital certificate, making revocation a critical aspect of SSI ecosystems to cover cases where identity information is erroneous, has become outdated, or associated DIDs have been compromised. A revocation mechanism allows an issuer to invalidate a previously issued VC, ensuring it can cause no harm. This is particularly important for use cases where VCs are used for

access control. Having an effective revocation mechanism is vital to maintaining a reliable and trustworthy SSI ecosystem.

2.3 Bloom Filters

AMQs provide space-efficient set membership testing by allowing a controlled probability of false positives in exchange for significant space savings. AMQs are particularly valuable when exact membership testing would incur prohibitive storage costs. The occasional false positives can usually be tolerated or mitigated through additional means.

Bloom filters [5] are arguably the most widely-used AMQ, consisting of a bit array of size m and k independent hash functions $h_i : 0, 1^* \rightarrow \mathbb{Z}_m$ for $i = 1, \dots, k$. To insert an element d , the filter sets the bits at positions $h_i(d)$ to one. For membership testing of an element d' , the filter checks if all bits at positions $h_i(d')$ are set to one. If any bit is zero, d' is definitively not in the set because there are no false negatives. If all these bits are one, d' may be in the set with some false positive probability p , where $0 < p < 1$.

2.4 Ethereum & Blob-Carrying Transactions

The Ethereum blockchain is a decentralized computing platform that enables programmable, verifiable state transitions through its native Virtual Machine (EVM). The system maintains consensus on its state through a chain of cryptographically linked blocks containing transactions, with each block representing an atomic update to the global state. Initially relying on proof-of-work for consensus, Ethereum transitioned to a proof-of-stake mechanism in 2022, separating consensus and execution into distinct protocol layers [43].

In 2024, Ethereum introduced Blob-Carrying Transactions (EIP-4844) as a new transaction type specifically designed for data availability. Unlike standard transaction data which must be permanently stored and accessible from within the EVM, blob contents are propagated separately from block execution data and are only temporarily retained by the network. Blobs provide 128KB of data capacity each, but their contents are not directly accessible from the EVM. This architecture enables efficient data publication while maintaining strict separation between data availability and execution, making it particularly suitable for protocols requiring short-term data availability guarantees [7].

3 Design Considerations

In the following subsections, we outline the aspects influencing the design of our new revocation mechanism. We start out by defining our adversaries and their capabilities. Then, we define concrete design goals.

3.1 Adversary Models and Privacy Concerns

Anyone needs to be able to infer information about an individual VC's status from the corresponding revocation data, such as a simple revocation list. An adversary's intention is to go beyond that to infer information about the wider set of VCs covered by a revocation list and, ultimately, issuer. Depending on an adversary's role, he can have different amounts of information and means. For an overview, we have compiled all stakeholders in Table 2. There we also discuss briefly who could become an adversary that abuses the revocation

mechanism and how. Because of the reasons stated there, we do not consider subjects or RPs further.

The two adversary models we discuss in further detail are the issuer and the external actor. While an issuer can perform all attacks that an external actor can, we focus our issuer adversary model solely on attacks unique to the role of the issuer to avoid duplication. A high-level overview of the data that the adversaries can collect based on the general concept of a revocation mechanism is shown in Table 3, where it is categorized by whose privacy it concerns. This is not based on a specific revocation mechanism. We simply assume that an RP fetches some sort of revocation data, which is published by the VC's issuer.

The issuer adversary can collect usage data for the VCs he issued, which would lead to violations of the subject's and RP's privacy. If the RP has to request revocation information from the issuer, that would allow the issuer to log this request, which would ultimately reveal what RP is using the issuer's VCs at what times. Depending on the mechanism, it could even allow tracking specific VCs. Issuers could use this to gain information to more effectively compete with competitors, and even to perform targeted censorship towards any unwelcome use of their VCs.

The external adversary can request arbitrary revocation information from issuers, because anyone could be an RP and have a legitimate reason to access them. But it also means that an adversary can potentially learn what VCs are issued and revoked over time. That would enable him to infer sensitive information about the operations of an issuer. For example, the revocation information for employee badge VCs could give away a company's employee headcount and churn rate, giving a competitor valuable strategic insight. In addition, the external adversary may be able to track the revocation status of specific entries identified by a pseudonymous ID. That is not problematic, provided that they are not correlatable with additional information.

The identified privacy concerns can be split into two major categories:

- **Presentation Privacy**, being the concerns involving the presentation of a VC.
- **Issuer Privacy**, being the concerns related to issuer activity.

Presentation privacy depends entirely on how the RP fetches revocation information or, in other words, how the issuer publishes it. Issuer privacy depends on the data structure the issuer chooses to encode revocation information and the publishing intervals. Both together, data structure and publishing mechanism, form the revocation mechanism.

3.2 Design Goals

In the following subsections, we formulate concrete design goals and motivate them. We concentrate on the most central ones, omitting trivially expected properties such as tamper-resistance.

3.2.1 Parameterizable Capacity. Issuers may have vastly different issuance and revocation volumes, making it essential that the status mechanism is parameterizable regarding maximum capacity of an instance (e.g., one status list) to any size fit for the issuer's use case. In addition, this gives issuers the ability to make their own

Table 2: Possible Adversaries

<i>Stakeholder</i>	<i>Comment</i>
Subject	Subjects usually are the holders of their own VCs. They can verify their own VCs, which is not a privacy issue. Otherwise, they have no role-specific advantages that would make them a relevant adversary.
Relying Party	RPs need to verify VCs as part of their business, giving them information about these VC exchanges. Since that is intentionally transmitted information, it cannot violate the subject’s privacy. An RP could try to gather information about an issuer based on the VCs of that issuer. But unless it knowingly sees almost all issued VCs of an issuer, it has no meaningful advantage over an external adversary that identified some VC IDs by, e.g., brute force.
Issuer	Issuers must maintain some type of revocation mechanism to reserve the option to invalidate issued VCs. Naturally, they must maintain a record of issued VCs. In some fields, such as university diplomas, that is even mandated by law. Consequently, a majority of issuers must have a record of what VC they issued to whom. What issuers do not know, is how their VCs are used. They could try to abuse the revocation mechanism to find out.
External Actor	Everyone who is not an issuer and not an RP is an external actor. They represent anyone without special data access, who could try to gain information on stakeholders of the SSI ecosystem. This makes them a relevant adversary, as any revocation mechanism would be fundamentally unsuitable, if any arbitrary actor could retrieve sensitive information.

Table 3: Privacy Concerns

<i>Adversary</i>	<i>Subject’s Data</i>	<i>Relying Party’s Data</i>	<i>Issuer’s Data</i>
Issuer Adversary	VC Presentation Activity	VC Verification Activity	-
External Adversary	(State Changes of Distinct Entries)	-	Issuance and Revocation Activity

trade-offs between data size and the timeframe that one revocation mechanism instance is supposed to cover.

3.2.2 Confidentiality of Issuer Activity. When analyzing a single snapshot of revocation information from an issuer, an adversary must not be able to infer issuer metadata. Specifically, that is the number of revoked or issued VCs that is covered by the revocation information. This implies that an adversary can also not infer the revocation rate. Further, even when having access to a possibly infinite series of subsequent versions of revocation information from an issuer, it must still not be feasible for an adversary to extract issuer metadata. That covers relative and absolute numbers for revoked or issued VCs. Additionally, issuers must be able to set size and possible other parameters for their revocation mechanism without disclosing their issuance-related metadata. Since the revocation information is public, the only feasible approach is to ensure that every possible configuration can result from many different combinations of issuer metrics. This creates deniability for any concrete metric values.

3.2.3 Confidentiality of Presentation Activity. The presentation process between a subject and an RP must be private between these two parties. That also includes metadata. No one, including the issuer of the presented VC, must be able to know that a VC from said issuer was presented. This implies that it is also impossible to infer who the RP or the subject is, as the interaction should not be detectable in the first place.

3.2.4 Interoperability. To facilitate adoption, the credential revocation mechanism must be as simple to implement and as compatible

with existing systems as possible. Software used by issuers for issuing and RPs for verifying must naturally always be aware of the revocation mechanism. But user agents, commonly known as wallets, do not necessarily need to. Thus, we aim to design a mechanism that requires no new interaction from a user agent, ensuring that existing user agents can still be used without modification. It also entails that user agents can be more light-weight, as they do not need to perform any of the potentially expensive cryptographic operations associated with interactive credential revocation mechanisms. That means that all relevant information for a revocation check must be compatible with the existing W3C VC standard and contained in its `credentialStatus` field [38].

4 Analyzing Filter Cascades

We are building our new revocation mechanism based on Bloom filter cascades as a data structure, inspired by CRLite [20], which uses them to aggregate revocation information in the TLS public-key infrastructure. In this section, we motivate why we specifically use Bloom filters in spite of other filter cascades being possible. We then introduce the details of a Bloom filter cascade, along with notation. Finally, we show why a straight-forward Bloom filter cascade is not sufficient for our application by demonstrating how to accurately calculate the number of input elements.

4.1 Filter Cascades

Bloom filter cascades are promising, since Bloom filters do not directly store their input set and, due to hash collisions, have no discernible entries. That makes data extraction more difficult. We have also considered filter cascades based on other types of possibly more efficient filters, specifically Cuckoo filters [13], XOR filters

[16], and Binary Fuse filters [17]. However, we did not find them to be suitable for this specific application. Cuckoo filters rely on buckets that have fingerprints (i.e., hashes) explicitly stored within, allowing an adversary to simply count them. XOR and Binary Fuse filters are not freely configurable with respect to a desired false positive rate p . For the purpose of building a space-efficient filter cascade, the available false positive rates of 0.4% and 0.002% are too small. It has previously been shown that for a Bloom filter cascade, a false positive rate of about 50% is close to optimal [20]. Since these filters share a bit length per element of $\gamma * \log_2(1/p)$ [17], only distinguished by the constant factor γ , we assume that the optimal cascade parameters are similar, making resulting cascades considerably less space-efficient.

4.2 Bloom Filter Cascade

Filter cascades have proven to be a reliable way to achieve small data sizes to encode a set R while eliminating false positives in a known set S when it can be ensured that only elements of $R \cup S$ will be tested for membership [20]. In our case, an issuer will always perfectly know the set $U = R \cup S$ of VCs he issued and the set S of the VCs he revoked, making it feasible to use a filter cascade to compress the revocation information for all VCs U of an issuer. Contrary to classic CRLs that store revoked IDs [6], we define the member set R as the set of valid VCs. For space efficiency, R must be the smaller of the two sets [20], which – in our case – it always is, due to reasons explained in Section 5.2.

Constructing a Bloom filter cascade starts by creating a Bloom filter B_0 with all the elements from $R_0 = R$. Then, the set of relevant false positives for that filter is calculated by testing which elements from $S_0 = S$ are positives in the filter. This new set is encoded in another Bloom filter B_1 . And of course it also could have false positives, for which another filter would be constructed. Thus, the sets R_i and S_i for a filter at any index in the cascade can be expressed as:

$$R_{i+1} = \{d \in S_i | d \in B_i\} \text{ and } S_{i+1} = R_i \quad (1)$$

Here, $d \in B$ indicates that element d is positively testing as a member of the Bloom filter. Since the false positive rate is less than 100% in any sensible Bloom filter, R_i converges towards the empty set. In that case, no further filters are necessary, and the cascade was constructed successfully.

Testing if an element is a member of the cascade involves testing membership in the individual filters B_i , starting with the first one and stopping when the test is negative. The negative result must be correct because there are no false negatives for Bloom filters. Since we have shown in the previous equation that true member values from R_0 return to the input set every two filter levels, testing negative on any level with even index means that the element is not a member of the cascade. Conversely, testing negative on a level with odd index implies that the element is a member of the cascade.

4.3 Extracting Input Set Sizes

An outside observer cannot directly read the sizes $r_i = R_i$ and $s_i = S_i$, but he can read the bit length m_i of every filter in B_i . Since the filter is parameterized optimally to not waste storage space, we can use [40]:

$$m_i = -\frac{r_i * \ln(p_i)}{(\ln(2))^2} \quad (2)$$

While this equation is built upon a flawed formula for the false positive rate p_i of a Bloom filter, the error is acceptable for large ones [10].

For singular Bloom filters, p must be set to an acceptable value depending on the use case. In a filter cascade, the individual p_i are under no such constraints, since the full cascade is always without false positives. That leaves p_i free to minimize the total bit length of the cascade. In [20] a strategy that comes close to the theoretical minimum is shown. It introduces a separate false positive rate $p_0 = r_0 * \sqrt{p}/s_0$ for just the first level of the cascade, where p is the false positive rate for all further filters in the cascade. A value of $p = 1/2$ is shown to be close to optimal. That makes the optimal number of hash functions used in each Bloom filter $k = 1$ [20].

With that knowledge, we can compute a decently accurate r_0 and s_0 based on public information:

$$\begin{aligned} r_0 &= 0.9803 * m_1 \\ s_0 &= r_0 \sqrt{p} \exp((m_0 \ln^2(2))/r_0) \end{aligned} \quad (3)$$

Appendix A shows how we derive this and how it can be made even more accurate. In the following, we explore the use of padding to combat this kind of analysis. That trades storage efficiency for privacy, but provides strong guarantees even against an adversary with access to many cascades from the same issuer, as we will show.

5 CRSet Revocation Mechanism

In this section, we present CRSet, starting with the data structure and the algorithms related to it. As discussed before, we use a Bloom filter cascade for the Bloom filter’s lack of distinct buckets, making it harder to analyze. We also introduced the specifics of a Bloom filter cascade in the previous section and showed why a cascade without further modifications cannot support our privacy goals. Next, we will discuss these modifications in detail. Then, we explain how padding is applied to the filter cascade, and how this affects construction and membership test. Finally, we recall our design goals and reflect on how our design addresses them.

5.1 Identifiers and Hashing

To represent a VC for the purpose of a status check, we use a completely uncorrelated 256 bit identifier that is generated randomly for the status section of each issued VC by the issuer and 256 bits long. This identifier – from now on just ID – is completely unrelated to the VC’s id field [38]. These IDs are what is inserted into the filter cascade, meaning that the universe of all IDs related to issued VCs U is defined as $U \subseteq \{0, 1\}^{256}$. While U could use up all possible identifiers, realistically it will be significantly smaller: $|U| \ll 2^{256}$. Randomly creating an identifier just for status tracking ensures that there are no patterns among the IDs in S , R , or U as a whole. Otherwise, attacks like the brute force detection of concentrations of positives in a filter cascade could help an adversary to infer at least a subset of R [31].

Usually, Bloom filters tend to use a hash function that is as fast as possible. But due to our privacy goals, we mandate that the filters use a cryptographic hash function. This ensures that it is

not possible to reverse any hashes, which could otherwise make it possible for an adversary to obtain at least a set of possible IDs based on the set bits in a filter.

5.2 Padding

As shown in Section 4, anyone can infer the number of elements in R and S , if the cascade is directly built with these sets. Consequently, we introduce padding for R and S that is randomly chosen, exactly like the IDs are. The padded sets \hat{R} and \hat{S} are constructed such that $R \subseteq \hat{R}$, $S \subseteq \hat{S}$, and $\hat{R} \cap \hat{S} = \emptyset$. Issuers have full control over the sizes \hat{r} and \hat{s} of these sets, but it is important to choose them large enough to not run out of capacity for a long time. While issuers could resize their filter cascade, that is not advisable since it would telegraph rough issuer metadata by frequency and relative size of the changes. Instead, we propose issuers choose very generously sized \hat{r} and \hat{s} for years, perhaps even decades ahead wherever possible.

Since \hat{r} and \hat{s} can be estimated by an adversary with very good accuracy, the ratio between them must be considered public knowledge. Thus, an issuer should not choose that ratio according to his real issuance behavior to avoid leaking metadata. Instead, we propose to adopt a fixed ratio of $\hat{r} = \frac{1}{2}\hat{s}$. In the following, we explain why and show how an issuer can obtain specific numbers for his case, assuming he has approximate values for the following metrics:

Yearly issuance volume v . The number of VCs issued last year by the issuer.

Revocation percentage of yearly volume x . The relative number of VCs the issuer revoked, expressed as a percentage of the number of VCs he issued last year.

Year-on-year volume increase δ . Many issuers likely have a growing issuance volume and need to account for that, especially when planning for years ahead. It is expressed as a factor, i.e. $\delta > 1$.

Time to expiration at issuance t . The typical lifetime of a VC in years, as is set by the expiration date. If a VC has expired, an issuer no longer needs to provide revocation information for it, meaning it is no longer an element of U . Thus, the expiration time influences at what point U starts losing elements. If an issuer has different expiration times for different types of VCs, he can take a weighted average.

Lifetime of filter y . The number of years that the issuer is planning to use the new filter cascade instance for.

Their context mandates that $v, t, y \in \mathbb{N}$. For any point in time y , the total number of issued VCs u is defined as:

$$u(y) = \begin{cases} v \sum_{i=0}^y \delta^i & y \leq t \\ v \sum_{i=y-t}^y \delta^i & t < y \end{cases} \quad (4)$$

The first case handles all points in time where no VC has expired yet, and the second one accounts for expiry. Going forward, we will only account for the second one and assume $t < y$, since the filter cascade should be sized for a timeframe as long as possible to maintain privacy. Taking the difference of any two subsequent years shows that the sum perpetually grows:

$$\begin{aligned} u(y+1) - u(y) &= [v \sum_{i=y+1-t}^{y+1} \delta^i] - [v \sum_{i=y-t}^y \delta^i] \\ &= (\delta - 1)v \sum_{i=y-t}^y \delta^i \end{aligned} \quad (5)$$

To determine the minimal \hat{r} and \hat{s} , we consider y to be the point at the end of the filter cascade's lifetime, where it needs to be largest:

$$\hat{r}_{min} = (1-x) * u(y) = (1-x)v \sum_{i=y-t}^y \delta^i \quad (6)$$

The other minimum, which is \hat{s}_{min} , is formulated with one difference. It must account for the worst case scenario in which the issuer has to revoke all currently valid VCs:

$$\hat{s}_{min} = (x + (1-x)) * u(y) = u(y) = \frac{1}{1-x} \hat{r}_{min} \quad (7)$$

That makes \hat{s}_{min} the larger minimum. Since we cannot lower any minimum to obtain a fixed ratio between them, it follows that one of them must be increased. We increase \hat{s}_{min} , since that lowers the risk of an issuer accidentally using the additional space for issuances while having insufficient space for potentially required revocations. It also increases the filter cascade's ability to absorb large spikes in revocation rate. This has the added benefit of only increasing the excluded set's size \hat{s} , which has less of an impact on the growth of the filter cascade's total size [20].

We see that \hat{s}_{min} is larger by a factor of $1/(1-x)$. This would be a factor of 2 in the extreme case of 50% revocation rate. We adopt this concrete factor under the assumption that almost no reasonable issuer has a revocation rate exceeding that, meaning $x \leq 0.5$. Thus, $\hat{r} = \lceil \hat{r}_{min} \rceil$ and $\hat{s} = 2\lceil \hat{r}_{min} \rceil$, ensuring the padded sizes are integral. We can more easily calculate \hat{r}_{min} by using the geometric series to simplify the sum, arriving at the final padding strategy:

$$\hat{r}_{min} = v(1-x) \frac{(\delta^{t+1} - 1)\delta^{y-t}}{\delta - 1} \quad (8)$$

5.3 Algorithms

Next, we provide a detailed overview of the algorithms involved in creation and use of the revocation mechanism.

5.3.1 Initialization. When creating a new CRSet (i.e., a new filter cascade), the issuer must first determine the capacity \hat{r} according to the calculations laid out in the previous subsection. Then, the issuer must apply Algorithm 1 to generate random IDs for padding and subsequently build the new filter cascade. It is built such that the first filter contains R and every further filter contains the relevant false positives of the filter before it. To ensure that cascades behave similar to expectation, which assumes true randomness, we vary the hashing between filters by introducing the level index as a deterministic salt.

We also generate a random salt for the entire cascade, which fulfills two purposes. First, it helps to make the filters more resilient against brute-force attacks, which we address in Section 6.2. Second, it provides some randomness to the probabilistic process that is filter construction. In the event of a cascade build taking too long

Algorithm 1 Building a CRSet Filter Cascade.

Input: Valid IDs R , revoked IDs S , padding size \hat{r}
Output: A padded Bloom filter cascade

Require: $|R| \leq \hat{r} \wedge |S| \leq 2\hat{r}$

```

1: function BUILD( $R, S, \hat{r}$ )
2:    $\hat{s} \leftarrow 2\hat{r}$ 
3:    $P \leftarrow \{0, 1\}^{256} \setminus R \setminus S$ 
4:    $P_r \leftarrow \text{drawNFromSet}(\hat{r} - |R|, P)$ 
5:    $P_s \leftarrow \text{drawNFromSet}(\hat{s} - |S|, P \setminus P_r)$ 
6:    $\hat{R} \leftarrow R \cup P_r$ 
7:    $\hat{S} \leftarrow S \cup P_s$ 
8:    $\text{salt} = \text{rndElement}(\{0, 1\}^{256})$ 
9:    $p \leftarrow 1/2$ 
10:   $p_0 \leftarrow \text{sqr}t(p)/2$ 
11:   $W_{in} \leftarrow \hat{R}$             $\triangleright$  Working set for included IDs.
12:   $W_{ex} \leftarrow \hat{S}$         $\triangleright$  Working set for excluded IDs.
13:   $flt = []$ 
14:   $i \leftarrow 0$ 
15:  repeat
16:     $i \leftarrow i + 1$ 
17:    if  $i = 1$  then
18:       $flt[i] \leftarrow \text{bloomFilter}(|W_{in}|, p_0, 1)$ 
19:    else
20:       $flt[i] \leftarrow \text{bloomFilter}(|W_{in}|, p, 1)$ 
21:    end if
22:     $W_{salted} \leftarrow \{(id||i||\text{salt}) | id \in W_{in}\}$ 
23:    Add all elements  $W_{salted}$  to  $flt[i]$ 
24:     $W_{fp} \leftarrow \{id | id \in W_{ex} \wedge (id||i||\text{salt}) \in flt[i]\}$ 
25:     $W_{ex} \leftarrow W_{in}$ 
26:     $W_{in} \leftarrow W_{fp}$ 
27:  until  $|W_{in}| = 0$             $\triangleright$  Eliminate false positives
28:  return ( $flt, \text{salt}$ )
29: end function

```

to converge towards zero false positives, the build can simply be restarted with the same inputs, which generates a new salt, making it likely to terminate correctly.

The individual Bloom filter initializations require three parameters. The first one is the expected number of elements, which is the number of elements we include $|W_{in}|$ on a given level. Next, an expected false positive probability must be set. We are using the two-probability strategy from [20] and thus have a p_0 for just the first filter, and a p for all subsequent ones. Finally, the filters always explicitly use just one hash function, as mentioned in Section 4.

5.3.2 Update. Due to the nature of our mechanism, updates must not be quantifiable from the outside. Because of that, every update of a status filter cascade must be a complete rebuild following Algorithm 1 with the same \hat{r} .

5.3.3 Revocation Check. To test if a given ID is unrevoked, i.e., contained in the CRSet filter cascade, we must apply Algorithm 2. This test depends on the assumption that only IDs from existing VCs are tested: $id \in U$. Otherwise, results will be random. This works because RPs only depend on a status check via membership test if they have received a VC correctly signed by its issuer. Only then, they will retrieve that issuer's CRSet.

Algorithm 2 Checking if an ID Is Unrevoked.

Input: A VC's revocation id , a filter cascade flt , and its salt
Output: True if the id is in flt and thus valid

```

1: function TEST( $id, flt, \text{salt}$ )
2:   for  $i \leftarrow 0, \text{length}(flt) - 1$  do
3:     if  $(id||i||\text{salt}) \notin flt[i]$  then
4:       if  $i \bmod 2 = 1$  then
5:         return True
6:       else
7:         return False
8:       end if
9:     end if
10:  end for
11:  if  $\text{length}(flt) \bmod 2 = 1$  then
12:    return True
13:  else
14:    return False
15:  end if
16: end function

```

5.4 CRSet Performance

Before going into simulation results later on, we examine theoretical performance indicators. Adapting from [20], we can express the total cascade size in bits, depending on \hat{r} , as $5.64\hat{r}$. Figure 1 uses that to show how large these cascades become depending on issuance volume, taking into account the padding strategy. The remaining variables of the padding strategy have been fixed at values representing an arbitrary company issuing employee IDs. We can observe that the required size of a filter cascade grows linearly with the issuance volume, but exponentially with the planned lifetime.

Also in Figure 1, we show the expected number of levels that the filter cascade will have. Our calculations use the upper bound introduced in [20]. The number of levels grows logarithmically with the issuance volume. Since the number of levels also represents the worst case lookup complexity where every level needs to be tested, we can observe that even for yearly issuance volumes in the millions, a maximum of only about 22 levels need to be tested. With just one hash to compute per level, that is still a very manageable effort for an RPs.

5.5 Publishing Mechanism

To maintain perfect deniability, an issuer must update the filter cascade in regular intervals regardless of whether there are new revocations, for example every 24 hours. This has the added benefit of acting like a heartbeat, signaling the issuer is still actively maintaining his VCs. The cascade should be published on a decentralized storage system, for which we propose Ethereum. More specific, we use blob-carrying transactions due to their comparatively low cost for writing data. Blobs are not kept forever [7], which works well with regular updates where only the latest one is relevant for revocation checks.

That leaves the question of how the VCs point to the revocation information. The VC specification defines the format of a credential status entry [38]. It must be called `credentialStatus` and contain an `id` property of type URL, and a `type` property identifying the

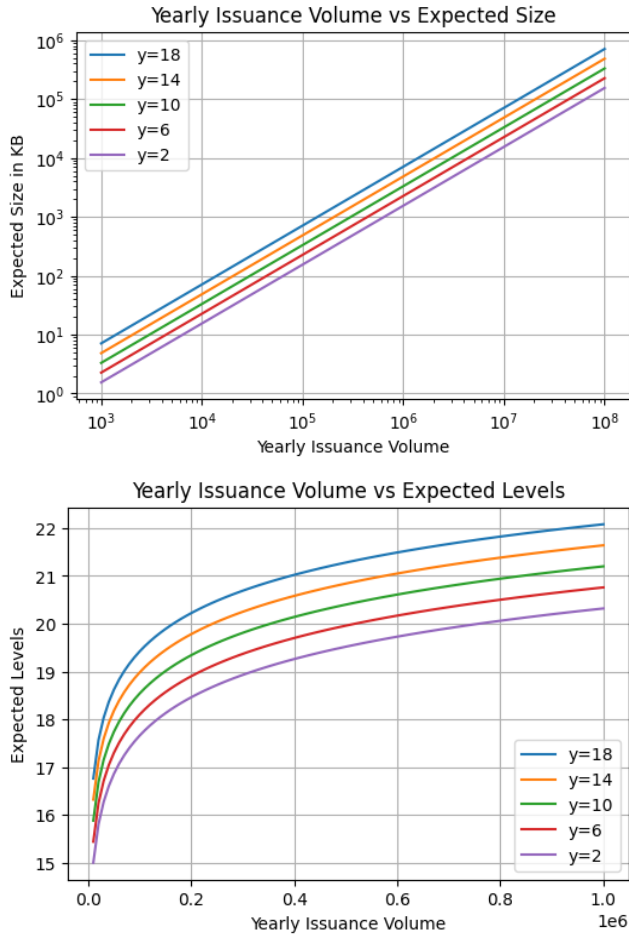


Figure 1: Theoretical calculations showing the size of a CRSet based on yearly issuance volume v . The yearly growth is fixed at $\delta = 1.1$, the revocation rate at $x = 0.05$, and the time to expiration at $t = 1$. The different lines illustrate different planned lifetimes y of the filter cascade.

```

1 {
2   "credentialStatus": {
3     "id": "eip155:1:0x32...53:dd...d3",
4     "type": "CRSetEntry"
5   }
6 }

```

Figure 2: Example of a Credential Status Entry for CRSet.

revocation mechanism. For the latter, we define a string for our new method, which is "CRSetEntry". The id field must point to the published cascade. It also contains the random 256 bit revocation ID of the VC, ensuring that it is separate from the VC ID. We use the Chain Agnostic Improvement Protocol 10 (CAIP-10) [15] as a standardized way to refer to the blockchain and account it is

published on. Then we concatenate the revocation ID. An example of a complete status section can be seen in Figure 2.

5.6 Summary

The presented architecture for CRSet clearly addresses some of the initial goals:

- Issuers can freely choose the capacity of a CRSet.
- Presentation activity is not trackable because data is fetched from a blockchain with various access paths. Very careful RPs could maintain their own node.
- Interoperability is achieved through compliance with the VC standard. Since the revocation check is non-interactive for the subject, broad interoperability with existing wallet agents is given.

In the next section, we will further show that issuer activity is kept confidential by CRSet.

6 Analyzing CRSet

Throughout this section, we provide a comprehensive theoretical analysis of CRSet across multiple dimensions. First, we cover security, and then we dive deeper into privacy.

6.1 Security Analysis

CRSet leverages Ethereum’s consensus layer for core security properties, including non-forgability and immutability of revocation information. Blob-carrying transactions — like any other transaction — have to be signed and result in a blob hash being permanently written to the chain. The signature authenticates the issuer, and the blob hash can be used to verify the blob data integrity when fetching it from the consensus layer. Ethereum blobs guarantee data availability for approximately 18 days [7]. The Ethereum peer-to-peer network provides resilience against denial-of-service attacks.

Issuers must securely manage their private keys to prevent unauthorized revocations or — perhaps worse — revocation reversal. This is especially important because CRSet’s issuer privacy comes at the cost of sacrificing auditability of the mechanism, meaning that outside observers would not be able to easily detect any irregularities.

If an issuer stops updating his CRSet, revocation checks will become impossible, since blobs expire. When an RP fails to find a recent blob-carrying transaction for a VC, it must assume that the VC is revoked because it is possible that the VC was revoked in an expired blob. Thus, ceasing to update has the same effect as revoking all VCs, ensuring that CRSet is following the fail-closed model.

6.2 Privacy Analysis

In the following, we address how and why the core design of CRSet achieves issuer privacy. First, we consider what an adversary can learn from the issuer’s observable padding size, then from a single filter cascade, and finally from a series of subsequent filter cascades from the same issuer.

6.2.1 Implications of Padded Cascade Size. The padded size of an issuer’s CRSet (i.e., filter cascade) is observable and while the exact \hat{r} is not known, it can be inferred with high accuracy, as shown in

section 4.3. Knowing \hat{r} , an adversary could try to learn the issuer’s metrics that lead to the choice of this specific \hat{r} . In practice, that is not an issue because different metrics can lead to the same \hat{r} , giving the issuer deniability for any specific set of metrics.

An adversary would thus reasonably know the total number of elements in the CRSet \hat{r} and the typical VC lifetime t . From that, he would try to calculate yearly issuance volume v , revocation rate x , or year-on-year growth δ . The planned lifetime y of a CRSet is an additional source of uncertainty in this equation. We will now show that infinitely many possible tuples (v, x, δ, y) produce the same \hat{r} , creating deniability for the issuer regarding his issuance metrics.

Revisiting Equation 8, we observe that \hat{r} is made up of at least three independent factors: $(1 - x)$, v , and the sum over δ^i , which includes y . Thus, we can rewrite the formula like this:

$$\hat{r} = [v(1 - x)Y] \text{ where } Y = \frac{(\delta^{t+1} - 1)\delta^{y-t}}{\delta - 1} \quad (9)$$

This is an underdetermined equation system, suggesting there are infinitely many solutions. Next, we explore the range of these solutions to ensure they are sufficiently large to provide meaningful deniability. For simplicity, we ignore the ceiling operation that would just increase the space of possible combinations. Thus, we introduce a constant $c = \hat{r}$ and solve for each factor:

$$\begin{aligned} x &= 1 - \frac{c}{vY} \\ Y &= \frac{c}{v(1 - x)} \\ v &= \frac{c}{(1 - x)Y} \end{aligned} \quad (10)$$

For x , we already defined a valid interval in our architecture, leading to $(1 - x) \in [0.5, 1)$. For the issuance volume, we assume a minimum of $v \geq 1$. For Y , we must consider knowing t and $t < y$ which leads to $Y > t + 1$. Using that and the above equations, we can infer $Y \in (t + 1, 2c)$, and $v \in [1, 2c/(t + 1)]$. Focusing on v , we see that the interval is almost as wide as reasonably possible, considering \hat{r} would be a hard maximum. The upper bound of v shrinks depending on the lifetime t , but it is likely that it is far less than a human lifetime $t \ll 80$ while $c = \hat{r}$ will be in the millions, ensuring a very large upper bound. Thus, while an adversary can calculate intervals for metrics based on the observed total size of a CRSet, they are so large that they most do not convey any useful information.

6.2.2 Single Filter Cascade. For several reasons, the input sets \hat{R} and \hat{S} cannot be reconstructed from a single cascade. Reconstructing \hat{R} would entail reconstructing the input set \hat{R}_0 of the first filter in the cascade. However, there is information loss inherent in the construction process due to the compression property of the used hash function and due to the possible collisions of set bits. Additionally, there is no efficient way to calculate possible input values for a specific set bit position, because we use a cryptographic hash function. Similarly, \hat{S} could only partially be reconstructed since $\hat{R}_1 \subseteq \hat{S}$. And even if the reconstruction was somehow possible, there is no way to distinguish padding from real IDs in \hat{R} and \hat{S} because they are generated by the same random process.

Since reconstruction of any kind of input set is not possible, an adversary may try to directly infer the size of the unpadded input sets r and s . However, since there is no way to distinguish a real ID from padding before entering the cascade, there is also no way to distinguish them in the cascade. Thus, any analysis would only yield \hat{r} and \hat{s} , which include padding and thus have constant sizes.

6.2.3 Multiple Filter Cascades. In most real-world cases, an adversary would have access to a long sequence of updated cascades. Since we established previously that no meaningful information can be gained from a single cascade, any information gained from multiple cascades would be gained by some sort of comparison. Since the cascades are salted, analysis of the bit positions is not feasible.

That leaves only comparisons based on values being positive or negative in the cascades C_i . This relies on brute force to compute the set of positives $R_i^* = \{a \in 2^{256} \mid a \in C_i \text{ and negatives } S_i^* = 2^{256} \setminus R_i^*$ for every cascade in the series, which requires a vast amount of computational power. And it will stay expensive for the foreseeable future, since quantum computing is not known to break cryptographic hash functions.

Having all of these sets, it is conceivably possible to apply knowledge about the lifecycle of the issuer’s VCs. Normally, a VC will first be valid for some time and then potentially flip over to become and stay invalid. This means that IDs which are always positive in R_i^* for a longer series of indices are likely to be real IDs from the input set(s) R of these cascades. And similarly for ones always in S_i^* . Any other IDs would be positive with the false positive rate of the entire cascade, which would mean they randomly flip between being positive and negative.

In conclusion, while there is a theoretical attack on this system, it is infeasible in practice because it requires an insurmountable amount of brute force.

7 Implementation and Evaluation

In the following, we discuss our two different implementations and the experiments we conduct with them. We start with the core data structure evaluation and prototype the full system afterward.

7.1 Empirical Core Evaluation

We conduct several tests to back up our theoretical results. For this purpose, we built a core implementation in Python, which we discuss first. Then, we present our experiments for privacy and performance, respectively.

7.1.1 Implementation. Our core implementation² is written in Python to easily interface with available libraries for data analysis. Building on a slightly modified version³ of the `rbloom` library⁴, it inherits the excellent performance of that library. We experimentally determine the optimal false positive rate p to use for minimal total size as $p = 0.53$, which is quite close to the theoretical optimum of $p = 1/2$. As a hash function, we use `sha256`. To ensure success of the construction process when inclusions become few on the final levels of a cascade, we always initialize Bloom filters

²Source code will be made available in the published version.

³Source code will be made available in the published version.

⁴<https://github.com/KenanHanke/rbloom>

for at least 1024 elements. Otherwise, filters with just a handful of bits could have false positive rates much higher than expected, randomly extending the cascade.

The implementation repository includes scripts to generate data for use in experiments and analysis. For all our datasets, we generate random revocation IDs as stipulated by our mechanism, making these datasets realistic without having to create any associated VCs.

7.1.2 Privacy Experiments. We conduct privacy-focused experiments where machine learning models estimate issuer metrics. Because we cannot be certain to use optimal strategies, these experiments cannot conclusively prove that no attack vector exists. Instead, we want to practically increase confidence in our prior theoretical privacy analysis.

Setup. Our privacy experiments employ supervised learning techniques to evaluate whether an adversary could predict the number of revoked VCs from a filter cascade’s structural properties. We generate two comprehensive datasets — one with padding according to our mechanism and one without — with one million entries each using a cascade capacity of roughly $\hat{r} = 10^5$.

Feature extraction consists of analyzing cascade characteristics including total size, number of filters, sizes of the first three filters, and number of set bits in each of the first three filters. These features undergo standard scaling normalization ($\mu = 0, \sigma = 1$). We employ an 80-20 train-test split and evaluate prediction accuracy using both ridge and lasso regression, measuring performance through Mean Squared Error (MSE) and R^2 .

Results. The supervised machine learning approach demonstrates that CRSet effectively prevents extraction of information about revocation numbers from its public revocation data. For the padded CRSet cascades, regression models achieve R^2 values near 0, indicating that structural features explained no variability in the number of revoked VCs. This is further evidenced by MSE values comparable to the variance of the underlying data, with models defaulting to predictions near the training data average regardless of input features. In contrast, analysis of cascades without padding reveals VC counts, confirming that padding is essential for privacy preservation. When performing the same experiment, but predicting the number of valid VCs, we get equivalent results.

Deep Learning Analysis. To validate our privacy mechanism without relying on manual feature engineering, we also evaluate two uniformly distributed datasets of 10,000 elements each — with padding according to our mechanism and without — with mean values around 9,900 VCs. These values are chosen to still be able to perform experiments on consumer hardware. We use a deep neural network with multiple dense layers, dropout, and batch normalization, using an 80-10-10 train-validation-test split and Mean Absolute Error (MAE) as our metric.

Figure 3 demonstrates contrasting behaviors between CRSet cascades and ones without padding. For the latter, both training and validation MAE converge to zero, confirming the network’s ability to extract VC counts from binary representations. The CRSet cascades, however, show different characteristics: while training error decreases, indicating successful memorization, validation error starts at about 10,000 (random prediction) before stabilizing at around 5,000, matching the expected absolute deviation for a

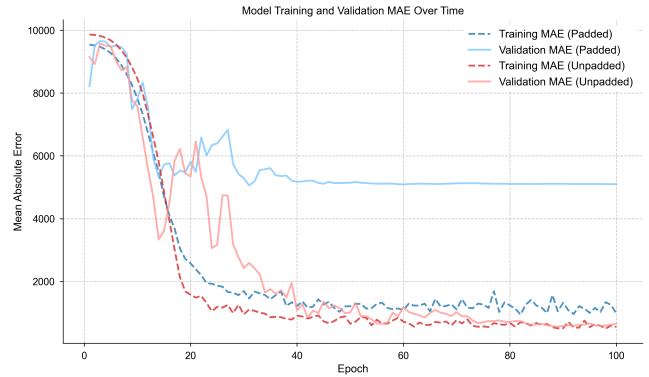


Figure 3: Model Training and Validation MAE Over Time for Padded and Unpadded Datasets

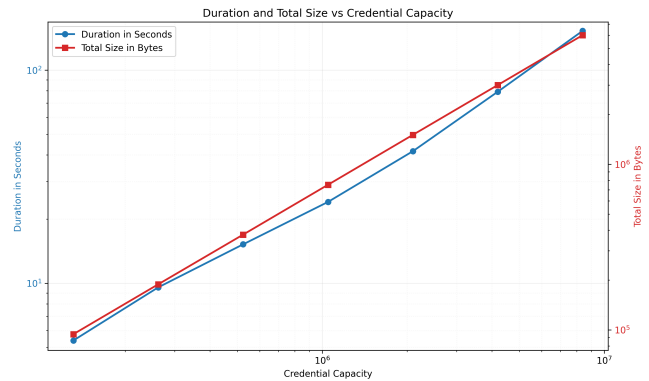


Figure 4: Duration and Total Size vs Credential Capacity

uniform distribution. This convergence to theoretical random prediction error, despite demonstrated learning capability on unpadded cascades, provides empirical evidence for CRSet’s effectiveness in masking true VC numbers.

7.1.3 Performance Evaluation. We conduct empirical evaluations of our CRSet implementation to analyze its computational performance and storage efficiency. The results shown here were obtained on a system equipped with an AMD Ryzen 7 Pro 7840U processor and 32 GB of RAM. Figure 4 illustrates the relationship between VC capacity and two key metrics: cascade construction duration and total size. Our analysis demonstrates that both construction time and total size follow near-linear growth patterns in logarithmic space as VC capacity increases. Specifically, construction duration exhibits a predictable scaling behavior, ranging from 5 seconds at 10^2 VCs to 200 seconds at 10^7 VCs. The corresponding total size scales proportionally, increasing from 10^5 bytes to 10^7 bytes across the same capacity range.

These consistent scaling characteristics enable issuers to accurately predict resource requirements based on their anticipated VC volume. Notably, our reliability analysis, conducted over a dataset of 100,000 construction attempts, achieved a 100% success rate in cascade creation. While our implementation includes a retry

mechanism for theoretically possible construction failures, no such failures were observed throughout our testing, indicating robust construction reliability.

7.2 End-to-End Evaluation

We implemented the full CRSet mechanism using Ethereum for decentralized publishing. It is written entirely in JavaScript for use with web-based projects. The implementation comprises the following components:

- *Padded Bloom Filter Cascade (PBFC)*⁵: A pure JavaScript library implementing our padded cascade, using sha256 as a robust cryptographic hash function.
- *CRSet Check (CRSC)*⁶: A library for RPs enabling revocation checks for supported VCs.
- *CRSet Issuer Backend (CRSIB)*⁷: A standalone backend service for issuers to manage their CRSet, including revocation ID tracking and CRSet updates.
- *CRSet Demonstrator*⁸: A demonstration scenario making use of the previous components, featuring mock web applications for an issuer and an RP, which interact using OpenID for Verifiable Credentials (OID4VC) protocols [44].

Issuers can run the CRSIB to get a simple REST API that allows them to create a new credential status entry, that they can directly write into their VC payload before signing it. When created, the status entry is also saved to the CRSIB’s internal database. Further endpoints provide a list of all stored credential statuses and allow revoking a specific VC by its revocation ID. Finally, there is another endpoint that triggers the CRSet construction and publishing via blob transaction.

When an RP verifies a VC using CRSet, any existing VC verifier software can be applied first, to verify format and signature. Then, the CRSC, which would be embedded as a library, can be called to check the revocation status. Behind the scenes, the check first gets the newest blob-carrying transaction of the address provided in the `statusEntry.id` field by contacting the configured blockchain node RPC. We used Moralis⁹ in our testing. Finding that transaction yields all the blob hashes embedded into it, which can currently be a maximum of six [7]. Since the blob data is on the consensus layer, we need an API allowing us to fetch it from a consensus node. For that, we went with Blobscan¹⁰. The retrieved blobs are concatenated and deserialized into a filter cascade. Finally, the revocation ID, which is the last element in the VC’s `statusEntry.id` field, can be checked. Whether it is included in the filter cascade determines revocation status. The execution time required for this whole process is mainly driven by the two network round-trips required to fetch the transaction and blob data.

Cost for this publishing method is hard to quantify due to the large fluctuation of daily average blob gas fee from around 2 Gwei to 50 Gwei in the second half of 2024¹¹. That means the fees for one full blob vary between a few cents and around 57 USD, using the

conversion rate at time of writing of 1 Ether to 3574 USD. The large variance indicates that publishing this way is likely economically infeasible for most. We remain hopeful that further improvements building on EIP-4844, such as an increase in blobs per block, will improve this situation.

7.3 Limitations

CRSet has one big inherent limitation that it shares with any mechanism publishing encrypted or hashed data. Though currently computationally infeasible, future increases in computing power might eventually make brute-force attacks feasible, and it has to be expected that a determined adversary would archive CRSets. Thus, the privacy-preservation of the mechanism is not indefinite. Also, there are two limitations regarding the publishing mechanism, namely blob-carrying transactions. The first one is that access to the blockchain nodes — execution and consensus layer — is in practice almost always done via RPC API providers, which raises concerns about the metadata that these providers can collect. This can be circumvented by directly hosting Ethereum nodes, but that is not feasible for most. The other major concern are the unpredictable ETH-denominated operational costs which would be incurred with the current state of the network.

8 Conclusion

In this paper, we presented CRSet, a novel non-interactive revocation mechanism for VCs that addresses the privacy challenges found in existing solutions. So far, issuers who wanted to issue VCs as part of sensitive business processes, such as human resources, faced a dilemma. Either, they could issue without revocation support, making themselves and other service providers vulnerable to impersonation attacks leveraging compromised VCs, or, they could inadvertently publish business metrics.

We designed and built CRSet based on padded Bloom filter cascades. Using Ethereum’s blob-carrying transactions, the revocation data can be published without the issuer controlling access and without introducing a trusted third party. Since revocation checks with CRSet are non-interactive, wallet agents are drop-in compatible. Our theoretical and practical evaluation strongly suggests the effectiveness of the mechanism. The data structure prevents metadata extraction, providing privacy for issuers. Publishing on a blockchain guarantees privacy for reading RPs and the subjects presenting VCs to them. While CRSet’s use of padding increases data size compared to a naive approach, sizes are still manageable at around 1 MB for an issuer issuing hundreds of thousands of VCs annually and covering decades. Especially considering that this data will mostly be fetched on dedicated servers operated by service providing RPs.

Future work should explore more alternative AMQs in more depth. Considering that Bloom filters have been significantly surpassed in terms of data efficiency, there is potential to also create similarly improved cascades. Also, support for expanded status codes beyond just revocation within one CRSet may open up the mechanism to additional use cases. Finally, exploration of alternative publishing mechanisms combining on- and off-chain storage could result in lower and more predictable maintenance costs.

⁵Source code will be made available in the published version.

⁶Source code will be made available in the published version.

⁷Source code will be made available in the published version.

⁸Source code will be made available in the published version.

⁹<https://developers.moralis.com/>

¹⁰<https://api.blobscan.com/>

¹¹<https://blobscan.com/stats>

Acknowledgments

We thank the Ethereum Foundation for their support in the form of an Ethereum Academic Grant under reference number FY24-1545. We thank Evan Christopher, Zexin Gong, Chan-Young Lee, and Natalia Milanova for their work on prototype libraries.

References

- [1] 1EdTech Consortium, Inc. 2024. Open Badges Specification Version 3.0. <https://www.imsglobal.org/spec/ob/v3p0/>. [Accessed 10-10-2024].
- [2] Donald E. Eastlake 3rd. 2011. Transport Layer Security (TLS) Extensions: Extension Definitions. RFC 6066. <https://doi.org/10.17487/RFC6066>
- [3] Tolga Acar and Lan Nguyen. 2011. Revocation for delegatable anonymous credentials. In *International Workshop on Public Key Cryptography*. Springer, 423–440.
- [4] Christopher Allen. 2016. *The Path to Self-Sovereign Identity*. [Accessed: 10-10-2024].
- [5] Burton H Bloom. 1970. Space/time trade-offs in hash coding with allowable errors. *Commun. ACM* 13, 7 (1970), 422–426.
- [6] Sharon Boeyen, Stefan Santesson, Tim Polk, Russ Housley, Stephen Farrell, and David Cooper. 2008. Internet X.509 Public Key Infrastructure Certificate and Certificate Revocation List (CRL) Profile. RFC 5280. <https://doi.org/10.17487/RFC5280>
- [7] Vitalik Buterin, Dankrad Feist, Diederik Loerakker, George Kadianakis, Matt Garnett, Mofi Taiwo, and Ansgar Diertrichs. 2022. EIP-4844: Shard Blob Transactions. <https://eips.ethereum.org/EIPS/eip-4844>. [Accessed 03-01-2025].
- [8] Jan Camenisch and Anna Lysyanskaya. 2001. An efficient system for non-transferable anonymous credentials with optional anonymity revocation. In *Advances in Cryptology—EUROCRYPT 2001: International Conference on the Theory and Application of Cryptographic Techniques Innsbruck, Austria, May 6–10, 2001 Proceedings 20*. Springer, 93–118.
- [9] Rowdy Chotkan, Jérémie Decouchant, and Johan Pouwelse. 2022. Distributed attestation revocation in self-sovereign identity. In *2022 IEEE 47th Conference on Local Computer Networks (LCN)*. IEEE, 414–421.
- [10] Ken Christensen, Allen Roginsky, and Miguel Jimeno. 2010. A new analysis of the false positive rate of a bloom filter. *Inform. Process. Lett.* 110, 21 (2010), 944–949.
- [11] Stephen Curran, Artur Philipp, Hakan Yildiz, Sam Curren, Victor Martinez Jurado, Aritra Bhaduri, and Artem Ivanov. 2024. AnonCreds Specification v1.0 Draft. <https://hyperledger.github.io/anoncreds-spec/>. [Accessed 10-10-2024].
- [12] European Blockchain Service Infrastructure. [n. d.]. *EBSI Verifiable Credentials*. [Accessed 10-10-2024].
- [13] Bin Fan, Dave G Andersen, Michael Kaminsky, and Michael D Mitzenmacher. 2014. Cuckoo filter: Practically better than bloom. In *Proceedings of the 10th ACM International on Conference on emerging Networking Experiments and Technologies*. 75–88.
- [14] Slava Galperin, Dr. Carlisle Adams, Michael Myers, Rich Ankney, and Ambarish N. Malpani. 1999. X.509 Internet Public Key Infrastructure Online Certificate Status Protocol - OCSP. RFC 2560. <https://doi.org/10.17487/RFC2560>
- [15] Pedro Gomes. 2020. CAIP-10. <https://github.com/ChainAgnostic/CAIPs/blob/main/CAIPs/caip-10.md>. [Accessed 03-01-2025].
- [16] Thomas Mueller Graf and Daniel Lemire. 2020. Xor Filters: Faster and Smaller Than Bloom and Cuckoo Filters. *ACM Journal of Experimental Algorithmics* 25 (Dec. 2020), 1–16. <https://doi.org/10.1145/3376122> arXiv:1912.08258 [cs]
- [17] Thomas Mueller Graf and Daniel Lemire. 2022. Binary fuse filters: Fast and smaller than xor filters. *Journal of Experimental Algorithmics (JEA)* 27, 1 (2022), 1–15.
- [18] Martin Kroll and Simone Steinmetzer. 2015. Automated Cryptanalysis of Bloom Filter Encryptions of Health Records. In *Proceedings of the International Joint Conference on Biomedical Engineering Systems and Technologies-Volume 5*. 5–13.
- [19] Mehmet Kuzu, Murat Kantarcioglu, Elizabeth Durham, and Bradley Malin. 2011. A constraint satisfaction cryptanalysis of Bloom filters in private record linkage. In *Privacy Enhancing Technologies: 11th International Symposium, PETS 2011, Waterloo, ON, Canada, July 27-29, 2011. Proceedings 11*. Springer, 226–245.
- [20] James Larisch, David Choffnes, Dave Levin, Bruce M Maggs, Alan Mislove, and Christo Wilson. 2017. CRLite: A scalable system for pushing all TLS revocations to all browsers. In *2017 IEEE Symposium on Security and Privacy (SP)*. IEEE, 539–556.
- [21] Ben Laurie. 2014. Certificate transparency. *Commun. ACM* 57, 10 (2014), 40–46.
- [22] Dave Longley, Manu Sporny, and Orie Steele. 2024. Bitstring Status List v1.0. <https://www.w3.org/TR/vc-bitstring-status-list/>. [Accessed 10-10-2024].
- [23] Wouter Lueks, Gergely Alpár, Jaap-Henk Hoepman, and Pim Vullers. 2017. Fast revocation of attribute-based credentials for both users and verifiers. *Computers & Security* 67 (2017), 308–323.
- [24] Praveensankar Manimaran, Arlindo F Da Conceição, Thiago Garrett, Mayank Raikwar, and Roman Vitenberg. 2024. Prevoke: Privacy-Preserving Configurable Method for Revoking Verifiable Credentials. In *2024 IEEE International Conference on Blockchain (Blockchain)*. IEEE, 354–361.
- [25] Carlo Mazzocca, Abbas Acar, Selcuk Uluagac, and Rebecca Montanari. 2024. {EVOKE}: Efficient Revocation of Verifiable Credentials in {IoT} Networks. In *33rd USENIX Security Symposium (USENIX Security 24)*. 1279–1295.
- [26] Carlo Mazzocca, Abbas Acar, Selcuk Uluagac, Rebecca Montanari, Paolo Bellavista, and Mauro Conti. 2024. A Survey on Decentralized Identifiers and Verifiable Credentials. *arXiv preprint arXiv:2402.02455* (2024).
- [27] Nima Mousavi and Mahesh Tripunitara. 2019. Constructing cascade bloom filters for efficient access enforcement. *Computers & Security* 81 (2019), 1–14.
- [28] Frank Niedermeyer, Simone Steinmetzer, Martin Kroll, and Rainer Schnell. 2014. Cryptanalysis of basic bloom filters used for privacy preserving record linkage. *German Record Linkage Center, Working Paper Series, No. WP-GRLC-2014-04* (2014).
- [29] Alex Preukschat and Drummond Reed. 2021. *Self-Sovereign Identity*. Manning Publications.
- [30] Pedro Reviriego, Alfonso Sánchez-Macian, Peter C. Dillinger, and Stefan Walzer. 2024. On the Privacy of Multi-Versioned Approximate Membership Check Filters. *IEEE Transactions on Dependable and Secure Computing* (2024), 1–13. <https://doi.org/10.1109/TDSC.2023.3298967>
- [31] Pedro Reviriego, Alfonso Sánchez-Macian, Elena Merino-Gómez, Ori Rottenstreich, Shanshan Liu, and Fabrizio Lombardi. 2023. Attacking the Privacy of Approximate Membership Check Filters by Positive Concentration. *IEEE Trans. Comput.* 72, 5 (May 2023), 1409–1419. <https://doi.org/10.1109/TC.2022.3202753>
- [32] Royce Rozov, Ron Shamir, and Eran Halperin. 2014. Fast lossless compression via cascading Bloom filters. In *BMC bioinformatics*, Vol. 15. Springer, 1–8.
- [33] Kamil Salikhov, Gustavo Sacomoto, and Gregory Kucherov. 2014. Using cascading Bloom filters to improve the memory usage for de Bruijn graphs. *Algorithms for Molecular Biology* 9 (2014), 1–10.
- [34] Abylay Satybaldy, Md. Sadek Ferdous, and Mariusz Nowostawski. 2024. A Taxonomy of Challenges for Self-Sovereign Identity Systems. *IEEE Access* 12 (2024), 16151–16177. <https://doi.org/10.1109/ACCESS.2024.3357940>
- [35] Frederico Schardong and Ricardo Custódio. [n. d.]. Self-Sovereign Identity: A Systematic Review, Mapping and Taxonomy. 22, 15 ([n. d.]), 5641. Issue 15. <https://doi.org/10.3390/s22155641>
- [36] Neha Sengupta, Amitabha Bagchi, Srikanta Bedathur, and Maya Ramanath. 2018. Sampling and Reconstruction Using Bloom Filters. *IEEE Transactions on Knowledge and Data Engineering* 30, 7 (July 2018), 1324–1337. <https://doi.org/10.1109/TKDE.2017.2785803> arXiv:1701.03308 [cs]
- [37] Nacereddine Sitouah, Francesco Bruschi, Francesco Lorenzo Pallotta, Riccardo Mencucci, and Donatella Sciuto. 2024. An Untraceable Credential Revocation Approach Based on a Novel Merkle Tree Accumulator. In *2024 IEEE International Conference on Blockchain and Cryptocurrency (ICBC)*. IEEE, 210–214.
- [38] Manu Sporny, Dave Longley, and David Chadwick. 2022. Verifiable Credentials Data Model v1.1. <https://www.w3.org/TR/vc-data-model/>. [Accessed 10-10-2024].
- [39] Manu Sporny, Dave Longley, Markus Sabadello, Drummond Reed, Orie Steele, and Christopher Allen. 2022. Decentralized Identifiers (DIDs) v1.0. <https://www.w3.org/TR/did-core/>. [Accessed 10-10-2024].
- [40] Sasu Tarkoma, Christian Esteve Rothenberg, and Eemil Lagerspetz. 2011. Theory and practice of bloom filters for distributed systems. *IEEE Communications Surveys & Tutorials* 14, 1 (2011), 131–155.
- [41] U.S. Department of Homeland Security. 2024. *Feature Article: The Question of Who You Are*. [Accessed 10-10-2024].
- [42] Zhuo Wang. 2009. CasAB: Building Precise Bitmap Indices via Cascaded Bloom Filters. In *2009 Fourth International Conference on Internet Computing for Science and Engineering*. IEEE, 85–92.
- [43] Gavin Wood et al. 2014. Ethereum: A secure decentralised generalised transaction ledger. *Ethereum project yellow paper* 151, 2014 (2014), 1–32.
- [44] Kristina Yasuda, Torsten Lodderstedt, David Chadwick, Kenichi Nakamura, and Jo Vercammen. 2022. OpenID for Verifiable Credentials - A Shift in the Trust Model Brought by Verifiable Credentials. https://openid.net/wordpress-content/uploads/2022/06/OIDF-Whitepaper_OpenID-for-Verifiable-Credentials-V2_2022-06-23.pdf. [Accessed 03-01-2025].

A Analysis of Bloom Filter Cascade Size

Here, we explain how we can accurately reverse-engineer the sizes of the input sets R and S for a Bloom filter cascade by observing the bit lengths of the individual cascade levels. This is an extension for Section 4.

Based on optimal filter cascade parameterization, the bit length of the first level can be expressed as:

$$m_0 = -\frac{r_0 * \ln(r_0 * \sqrt{p}/s_0)}{(\ln(2))^2} \quad (11)$$

However, this cannot be solved for a unique r_0 or s_0 . This changes on the next level of the cascade, where we can easily solve for r_0 in the end:

$$r_1 = r_0 * \sqrt{p}/s_0 * s_0 = r_0 * \sqrt{p} \quad (12)$$

$$\begin{aligned} m_1 &= -\frac{r_1 * \ln(p)}{(\ln(2))^2} \\ &= -\frac{r_0 * \sqrt{p} * \ln(p)}{(\ln(2))^2} \quad (13) \\ \implies m_1 &= 1.02014 * r_0 \text{ with } p = 1/2 \\ \iff r_0 &= 0.9803 * m_1 \end{aligned}$$

This shows that anyone can compute the number of elements in the cascade r_0 just from counting the number of bits representing the second Bloom filter in that cascade.

As can be seen in Equation 12, this calculation relies on the expected value for the number of false positives from the first filter that is subsequently used as r_1 . In practice, the number of false positives will deviate because it is a random variable. Continuing the simplifying assumption that the individual false positives are independent, which we used in Equation 2, and thus approximating r_1 as a binomial distribution, we can approximate the variance as:

$$\begin{aligned} \text{Var}(r_1) &= s_0 \frac{r_0 * \sqrt{p}}{s_0} \left(1 - \frac{r_0 * \sqrt{p}}{s_0}\right) \\ \implies r_1 &= \frac{1}{2} r_0 (\sqrt{2} - \frac{r_0}{s_0}) \text{ with } p = 1/2 \quad (14) \end{aligned}$$

Because this variance scales with r_0 , which we are trying to estimate, our calculated r_1 and thus the observed m_1 will have a considerable margin of error. The additional dependence on s_0 , which typically is a lot larger than r_0 further worsens this. This error can be reduced by working with the next levels. Using the formula for r_i provided in [20], we can formulate m_i and its variance for all levels $i > 1$:

$$r_i = r_0 * \sqrt{p}^i \quad (15)$$

$$m_i = -\frac{r_0 * \sqrt{p}^i * \ln(p)}{(\ln(2))^2} \quad (16)$$

$$\begin{aligned} \text{Var}(r_i) &= r_0 * \sqrt{p}^{i-1} p(1-p) \\ \implies r_i &= \frac{r_0}{4\sqrt{2}^{i-1}} \text{ with } p = 1/2 \quad (17) \end{aligned}$$

Finally, the variance of r_i introduced into the calculation of r_0 as part of the observed m_i depends only on r_0 , which is mitigated by an increasing divisor. That makes it possible to calculate r_0 very accurately. Calculating r_0 based on the third level is already only impacted by a percentage-based standard deviation of the variable r_2 of approximately $1/(2.38\sqrt{r_0})$. Thus, for large input set sizes r_0 , the calculation will become more and more accurate.

Having an accurate r_0 , it becomes trivial to also infer s_0 by using equation 11:

$$s_0 = r_0 \sqrt{p} \exp((m_0 \ln^2(2))/r_0) \quad (18)$$

The optimal $p = 1/2$ is known, r_0 can be computed as shown before, and the bit length of the first filter is simply readable for anyone. Apart from the possible error introduced by r_0 , no further error is added. Thus, any outside observer can always infer accurate values for r_0 and s_0 of a given Bloom filter cascade under the assumption that its parametrization is close to optimal, which is a problem for an issuer's privacy.