

OptiSeq: Optimizing Example Ordering for In-Context Learning

Rahul Atul Bhope
UC Irvine, USA

Praveen Venkateswaran
IBM Research AI, USA

K. R. Jayaram
IBM Research AI, USA

Vatche Isahagian
IBM Research AI, USA

Vinod Muthusamy
IBM Research AI, USA

Nalini Venkatasubramanian
UC Irvine, USA

Abstract

Developers using LLMs in their applications and agents have provided plenty of anecdotal evidence that in-context-learning (ICL) is fragile. In addition to the quantity and quality of examples, we show that the order in which the in-context examples are listed in the prompt affects the output of the LLM and, consequently, their performance. In this paper, we present OptiSeq, which introduces a score based on log probabilities of LLM outputs to prune the universe of possible example orderings in few-shot ICL and recommend the best order(s) by distinguishing between correct and incorrect outputs resulting from different order permutations. Through a detailed empirical evaluation on multiple LLMs, datasets and prompts, we demonstrate that OptiSeq improves accuracy by 6 - 10.5 percentage points across multiple tasks.

1 Introduction

The use of in-context learning (ICL) with large language models (LLMs) has become a popular approach to achieve impressive performance in many NLP tasks (Raffel et al., 2020; Radford et al., 2019). In ICL, models are prompted during inference with task-specific examples that help condition the generated output. Unlike fine-tuning, it does not require updates to the model parameters, which offers many benefits with ever-increasing model sizes and capabilities (Brown et al., 2020).

It has been shown that prompting LLMs without fine-tuning is often sensitive to prompt design (Shin et al., 2020; Chen et al., 2022). In particular, the quality, quantity, and permutation of examples can all significantly impact performance (Zhao et al., 2021). To address this, previous work has focused primarily on developing solutions to select high-quality examples from a set of candidates (Yang et al., 2023; Liu et al., 2022) and determine an optimal number of these examples (Zhang et al., 2023; Agarwal et al.).

However, solutions to tackle the effect of example ordering are limited. Figure 1 illustrates this using an API sequence generation task on the ToolBench dataset (Lu et al., 2022). Given three in-context examples, we observe that the LLM predictions are dramatically different depending on which of the six possible orderings of in-context examples are used. In this particular scenario, only one specific order (*order 2*) resulted in the correct answer, and we also see a significant spread in precision and recall. Since an LLM’s output token predictions are conditioned on the input context, changes to the context (i.e.) re-ordering of examples, can result in very different token probabilities.

A common approach to determine example ordering is to generate embeddings of the candidate examples using a model like Sentence-BERT (Reimers, 2019) and extract the top- k most similar examples for a given test instance, ordered by their distance or similarity. However, this is reliant on the quality of embeddings and can be poor if the distances are too close. Recent efforts leverage additional in-domain validation datasets to perform offline evaluation of different orders, which is often not feasible in real-world scenarios where limited data is available (Perez et al., 2021). They also develop mutual information- or entropy-based heuristics (Sorensen et al., 2022; Lu and Andreas, 2021) on these validation datasets, but are computationally limited to tasks like one-class classification and cannot generalize (Guo et al., 2024a). Moreover, as we show in Section 2, the optimal order of the examples varies for the test samples within and between tasks, between different LLMs, and even the number of examples being used, thus making inapplicable in production settings.

An effective real-world solution needs to be (a) non-reliant on the availability of additional validation data, (b) generalizable to different tasks, and (c) performant across different LLMs and number of examples. In this paper, we introduce OptiSeq,

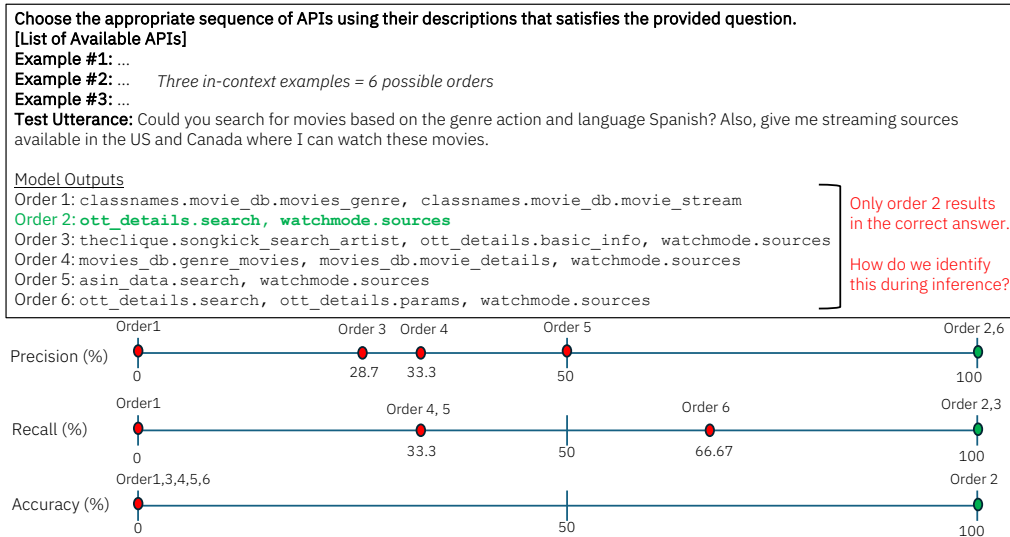


Figure 1: Llama-3-8B performance variation with 6 different in-context example orderings using 3 examples.

a novel approach for selecting the optimal order of in-context examples at run-time and make the following contributions:

- A detailed study of *example-order* sensitivity in In-Context Learning (ICL) (Section 2)
- We describe the design and implementation of OptiSeq, which evaluates few-shot ICL performance across order permutations and then selects the best order by leveraging the model’s ability to distinguish between outputs (Section 3). Our approach significantly improves accuracy, when compared to random and top-k ordering of examples (Section 5).
- We also explore a variant of OptiSeq – EOptiSeq, which evaluates a *lower* number of permutations at inference-time, with the trade off being lesser accuracy gains over random and Top-K ordering of examples (Sections 3,5).
- We present a detailed empirical evaluation of OptiSeq and EOptiSeq (Section 5), comparing against random and top-k example ordering. We validate our claims across two tasks and five datasets (two API sequence generation datasets and three classification datasets), and five models from three different model families (Llama, Granite and Mistral) with parameters ranging from 8B to 70B. OptiSeq improves prediction accuracy by 8 percentage points over random selection and 6 percentage points over Top-K selection.

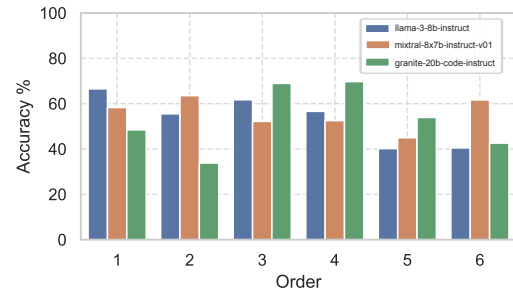


Figure 2: AG News classification accuracy across different orders and models

2 Sensitivity to In-Context Example Ordering

In this section, we present an analysis of the impact of in-context example ordering on performance under different settings.

Optimal order varies within dataset and across LLMs. We use three sample news articles as in-context examples for the AG News dataset (Zhang et al., 2015) and measure the overall accuracy when using each of the six possible example permutations across three different models. From Figure 2, we observe that the optimal ordering is not universal; it varies significantly across different test instances. This suggests that a fixed order may not generalize well, necessitating a method to adapt the ordering to each specific instance. Additionally, the optimal order is model-dependent (i.e.) an order that yields high accuracy for one model (e.g., llama-3-8b-instruct) may perform poorly for another (e.g., granite-20b-code-instruct). This ne-

cessitates the need for a solution that not only accounts for the given test instance, but also the LLM being used.

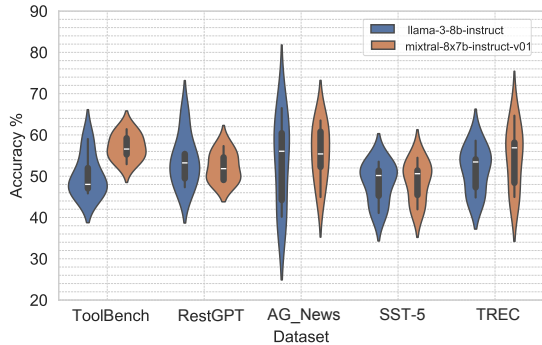


Figure 3: Variation in the average accuracy across all permutations of three examples for five datasets

Impact of choosing the wrong order can be significant depending on the dataset or task. We use five different datasets (details in Section 4.1) across two tasks – API sequence generation and text classification, and measure the variation in accuracy across all example permutations in a three-shot setting. From Figure 3, we see that the choice of example ordering can result in a large variance in performance. Even within the same type of task, the impact of an incorrect order can differ. We observe that on average for the API generation datasets, the variation in accuracy is ~ 12 percentage points, whereas for classification tasks, variation in accuracy is ~ 17 percentage points.

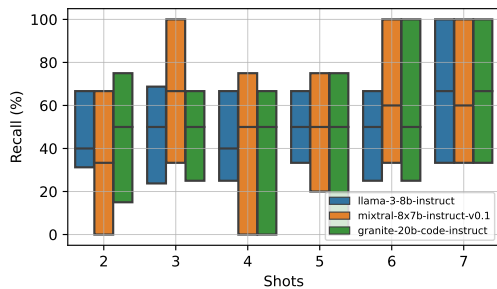


Figure 4: Variation in API recall for different number of in-context examples for ToolBench dataset

Increasing model size or number of examples does not mitigate order sensitivity. We randomly sample 100 test instances from the ToolBench dataset (Lu et al., 2022), where the goal is to identify the APIs and their sequence that would satisfy the given query. We vary the number of in-context examples between 2 – 7, and use LLMs

of varying sizes. We observe that larger models are still sensitive to example ordering, and adding more examples also does not mitigate this issue as illustrated in Figure 4.

3 OptiSeq

The key idea behind OptiSeq is to identify the optimal order by leveraging a model’s ability to distinguish between correct and incorrect outputs given sufficient context. In this section, we present the intuition behind this and our overall methodology.

3.1 Output Log Prob and Distinguishability

The analysis in Section 2 shows that both example and model characteristics play an important role for optimal ordering. Given that LLM predictions are conditioned on the input context, it is extremely challenging to identify an optimal example ordering solely based on the given input since the conditional generations are an inherent characteristic of the LLM’s training, making the correctness of an order hard to estimate a priori.

However, if the LLM is instead able to correctly distinguish between different conditional generations (i.e.) differentiate between correct and incorrect outputs resulting from different order permutations, then the optimal order would correspond to the context that generated the correct output.

To illustrate this, consider the task to predict the correct sequence of APIs that satisfies a given query (Figure 1). Given just the task instruction and test query, a model should ideally be able to evaluate different candidate output sequences, and distinguish between them by returning a higher probability for correct sequences compared to incorrect ones. This intuition is further supported by the fact that the correct output is typically generated by the model across a subset of the example orderings for all the tasks as shown in Section 2. This raises an interesting question – *how much does in-context example ordering affect an LLM’s ability to distinguish between different candidate outputs?*

To answer this, we design an experiment using llama-3-8b-instruct on the ToolBench dataset with three in-context examples, and generate candidate outputs for all 6 order permutations. We select 200 test utterances from ToolBench where at least one candidate output is distinct from the other

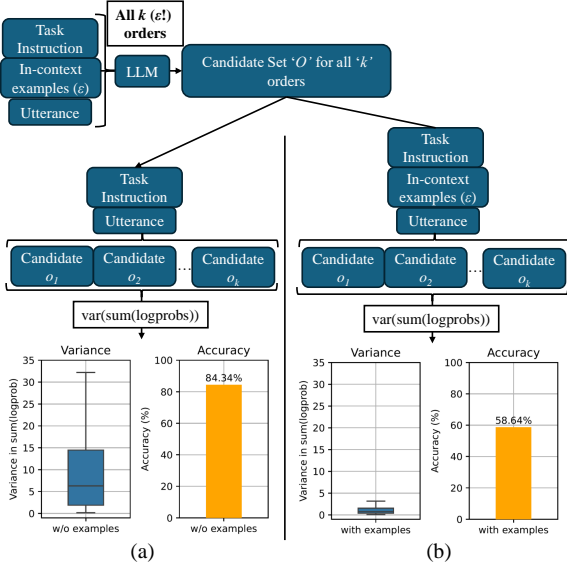


Figure 5: Analysis of Log Probabilities: Variance across settings, and its effect on accuracy.

candidate outputs. We then compare two different settings – (a) log-likelihood of each output, given only the task instruction, and (b) log-likelihood of each output, given the input task instruction and corresponding in-context example permutation. More formally, given a task instruction \mathcal{I} and in-context examples \mathcal{E} , we generate candidate outputs $o_k \in \mathcal{O}$ for all $k = |\mathcal{E}|!$ example permutations. We then compute the likelihood as the sum of the token log-probabilities of each of the candidate outputs and compare –

$$\left. \begin{aligned} \sum_{i=1}^n \log P(x_{ik} | \mathcal{I} \oplus \mathcal{E}_k \oplus x_{jk < ik}) \\ \sum_{i=1}^n \log P(x_{ik} | \mathcal{I} \oplus x_{jk < ik}) \end{aligned} \right\} \forall o_k \in \mathcal{O}$$

where x_{ik} is the i^{th} token of output o_k and \mathcal{E}_k is the k^{th} example permutation.

For each test utterance, we measure the variance in $\text{sum}(\log\text{probs})$ for all 6 orders, and we plot them as a boxplot in Figure 5 for all 200 test utterances for both settings (a) and (b). From Figure 5(b), we observe that the in-context example ordering significantly reduces the model’s ability to distinguish between the candidate outputs, as evidenced by the low variance in the sum of log probabilities. This implies that the model has very similar confidence in the different candidates when conditioned on the IC example ordering and low distinguishability – as it generates correct and incorrect outputs with

similar probability. This can lead to poor performance as shown in Figure 5, where we compute the accuracy of the outputs with the highest confidence for the corresponding setting. As a contrast, we observe that measuring the conditional log probability in the absence of examples (a) from the input context results in much larger variance (i.e.) better distinguishability. This inherently results in a better ability to identify the correct output as shown by the improved performance ($\sim 26\%$) in Figure 5(a).

3.2 Methodology

We leverage this intuition to build OptiSeq and determine an optimal in-context example ordering by enhancing the distinguishability between candidates based on their conditional log probabilities. We illustrate our methodology using Figure 6 as a running example.

For a given task, we first construct $k = |\mathcal{E}|!$ prompts corresponding to all order permutations of the set of in-context examples \mathcal{E} . These are provided to the LLM to generate the candidate outputs $o_k \in \mathcal{O}$. We note that this approach does not require any additional validation data, and is agnostic to the number of given in-context examples. We then append each of the outputs to their corresponding prompts, while simultaneously removing the in-context examples.

We compute the sum of the log-probabilities of the output tokens for each of the k candidates, conditioned on only the task instructions \mathcal{I} . These values represent the relative confidence of the LLM in the outputs, and we finally select an optimal order k^* as –

$$\Phi_k = \sum_{i=1}^n \log P(x_{ik} | \mathcal{I} \oplus x_{jk < ik})$$

$$k^* = \underset{k}{\operatorname{argmax}} \Phi_k$$

Additionally, we also introduce an efficient version EOptiSeq. Instead of comparing all $k = |\mathcal{E}|!$ permutations, we first identify a subset of example orders $k' < k$, where $k' = (\mathcal{E} - 1)!$ that are most similar to the test input based on the cosine similarity of the embeddings between the example orders and the test utterance. This step can be performed offline. EOptiSeq then similarly compares k' ordering of the examples arranged in the decreasing order of similarity along with $(\mathcal{E} - 1)!$ permutations resulting in fewer computations.

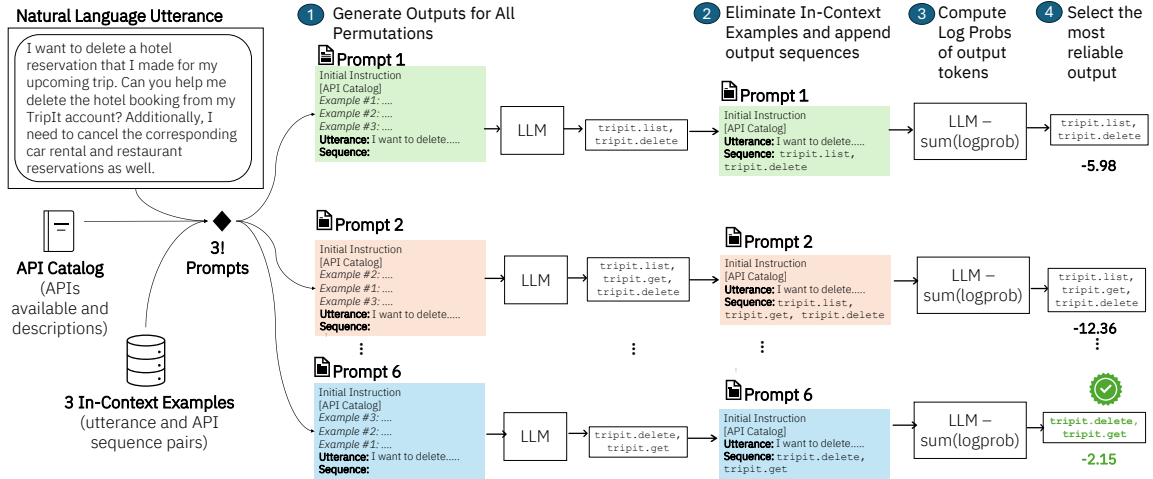


Figure 6: OptiSeq Overview with the API Sequencing task

4 Evaluation

We evaluate our proposed methodologies OptiSeq and EOptiSeq across two tasks, five datasets, and five Large Language Models across three LLM families. To ensure consistency across all experiments, we utilize greedy decoding and implement 3-shot ICL for all models and datasets. This 3-shot approach allows for efficient batching of LLM inferences for permutations with in-context examples, while balancing the trade-off between larger context sizes and increased latency, which is crucial for inference-time applications. Details of our experimental setup are provided below.

4.1 Datasets

We evaluate our approach on *two* different tasks: API sequence generation and text classification. API generation requires the model to generate a sequence from a set of API candidates (i.e.) multi-label prediction, resulting in a large combinatorial solution space that prior heuristic based approaches do not address. For text classification we use (i) AG News (Zhang et al., 2015), (ii) SST5 (Socher et al., 2013), and (iii) TREC (Hovy et al., 2001), while for the API generation task we use (iv) RestGPT (Wu and Smith, 2023), and (v) ToolBench (Lu et al., 2022).

4.2 Models

We evaluate these datasets across five models from three model families with a diverse range of parameters ranging from 8B to 70B – (i) llama-3-8b-instruct and (ii) llama-3-70b-instruct from Meta (Touvron et al., 2023), (iii) granite-13b-instruct-v2

and (iv) granite-20b-code-instruct from IBM (Team, 2023a), and (v) mixtral-8x7b-instruct-v01 from MistralAI (Team, 2023b), which uses the mixture of experts approach. This heterogeneity in model parameters and architecture allows for a comprehensive assessment of performance across varying scales of computational complexity and capability.

4.3 Comparative Techniques

We compare OptiSeq and EOptiSeq against random order selection and Top- k order selection. In random selection, an order is selected at random for each test instance. In Top- k , the cosine similarity is calculated between each in-context example and the test instance, and the examples are arranged in decreasing order based on their similarity scores.

4.4 Metrics

For the classification tasks, we report the Accuracy in % for the entire dataset. For the API sequence generation task, we report the following metrics:

- **Accuracy**: Represents the fraction of test utterances where the generated API sequence exactly matches the ground truth sequence, including the order of APIs compared to the total number of test utterances.
- **Recall**: For each test utterance, this metric represents the fraction of correctly predicted APIs (ignoring order) compared to the total number of APIs in the ground truth.
- **Precision**: For each test utterance, this metric represents the fraction of correctly predicted

APIs (ignoring order) compared to the total number of predicted APIs in the sequence.

5 Results and Discussions

OptiSeq shows improved performance over Top-K and random selection. Table 1 highlights experimental results for different tasks. OptiSeq achieves an average improvement of 10.5% points over random selection and 9.05% points over Top-K for API sequence generation task. For text classification task, OptiSeq demonstrates an approximate improvement of 6% points compared to random selection and Top-K. This improvement can be attributed to the fact that OptiSeq evaluates more permutations and improves ICL using zero-shot inference. EOptiSeq, which builds on principles of OptiSeq and Top-K, performs marginally better than Top-K but worse than OptiSeq. This is attributed to the fact that it evaluates fewer permutations than OptiSeq but still uses zero-shot inference to improve ICL.

The strategic ordering of a smaller number of examples in OptiSeq can significantly enhance performance compared to using a larger set of examples in a random/Top-K order. As highlighted in Figure 7, ordered 3 shot ICL using OptiSeq performs better than 4 and 5 shot ICL using a random order and Top-K. On average, for the API sequence generation task, OptiSeq performs better than random and top-k selection by 5.07% points and 2.1% points for classification task (shown in Figure 11).

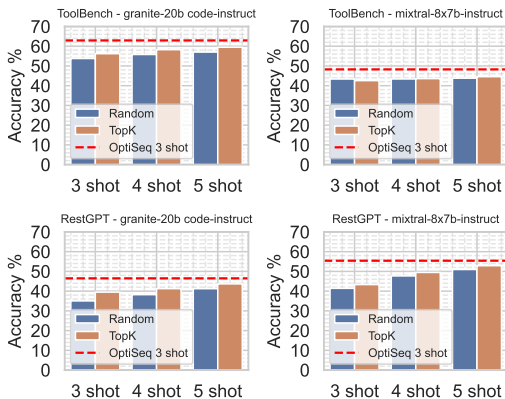


Figure 7: Comparing 3, 4, and 5 shot random/Top-K selection strategy with 3 shot OptiSeq (in red) .

The strategic ordering of out-of-distribution (OOD) examples using OptiSeq can lead to better performance compared to using in-

distribution (ID) examples in a random/Top-K order. We evaluate the 3 shot ICL API sequence generation task for ID and OOD examples. We evaluate the 3 shot ICL API sequence generation task for ID and OOD examples. Here, the ToolBench dataset uses examples from RestGPT, and RestGPT uses examples from ToolBench. Figure 8 shows that the performance drops when we use OOD examples across all techniques. The drop is significantly high for random and Top-K selection. On average OptiSeq using OOD examples performs better than Top-K using ID examples by 5.35% points and random selection using ID examples by 6.15% points.

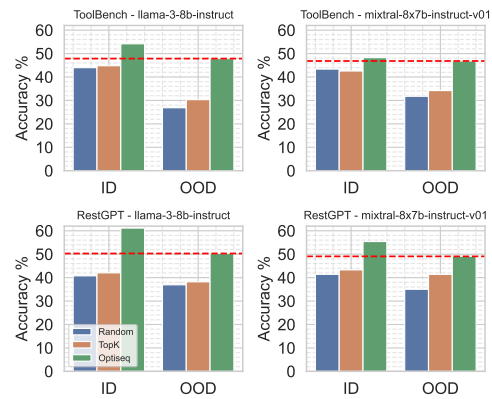


Figure 8: Comparing In-distribution with Out-of-distribution performance. Here ToolBench uses in-context examples from RestGPT and vice-versa. Results shown for 2 models.

OptiSeq improves the number of correct predictions as compared to Random and Top-K selection. We sample test cases for different tasks and observe the performance spread. These are the test samples where we have different generations for different ordering of in-context examples. Figure 9 shows the distribution of Recall values for API Sequence generation task and Accuracy values for the classification task. OptiSeq performs better than Random and Top-K selection – shifts further towards the 100% – by increasing the number of correctly predicted sequences.

OptiSeq improves instance level predictions for API sequence generation. Table 2 shows the Precision and Recall metrics of instance level predictions at run-time for API sequence generation task. OptiSeq and EOptiSeq achieve an average improvement of 3.52% in Precision and 3.21% points in Recall over Random or Top-K, respectively. This indicates that our approaches induce the inclusion of more relevant APIs in the sequence

Dataset	Model	Random	Top-K		OptiSeq	EOptiSeq	Improvement over Top-K
Tool Bench	llama-3-8b-instruct	43.99	44.80	54.18	<u>51.12</u>	9.38	
	llama-3-70b-instruct	58.24	59.06	68.43	<u>65.37</u>	9.37	
	granite-20b-code-instruct	53.76	56.21	62.93	<u>60.28</u>	6.72	
	granite-13b-instruct-v2	43.42	44.41	47.76	<u>46.37</u>	3.35	
	mixtral-8x7b-instruct-v01	43.38	42.56	48.26	<u>46.23</u>	5.70	
RestGPT	llama-3-8b-instruct	40.76	42.04	61.15	<u>52.32</u>	19.11	
	llama-3-70b-instruct	54.14	57.96	69.42	<u>64.34</u>	11.46	
	granite-20b-code-instruct	35.03	39.49	46.49	<u>42.43</u>	7.00	
	granite-13b-instruct-v2	24.84	24.20	30.57	<u>28.02</u>	6.37	
	mixtral-8x7b-instruct-v01	41.41	43.31	55.41	<u>51.59</u>	12.10	
AGNews	llama-3-8b-instruct	72.13	73.89	78.54	<u>75.64</u>	4.65	
	llama-3-70b-instruct	75.00	76.50	81.00	<u>78.00</u>	4.50	
	granite-20b-code-instruct	62.90	66.31	73.94	<u>69.27</u>	7.63	
	granite-13b-instruct-v2	59.81	58.69	61.36	<u>59.98</u>	2.67	
	mixtral-8x7b-instruct-v01	85.45	85.97	89.60	<u>86.37</u>	3.63	
SST-5	llama-3-8b-instruct	53.10	53.10	57.10	<u>52.10</u>	4.00	
	llama-3-70b-instruct	55.00	55.50	60.00	<u>56.00</u>	4.50	
	granite-20b-code-instruct	27.80	30.50	32.70	<u>30.70</u>	2.20	
	granite-13b-instruct-v2	46.90	48.90	50.10	<u>48.90</u>	1.20	
	mixtral-8x7b-instruct-v01	52.90	54.90	55.70	<u>54.90</u>	0.80	
TREC	llama-3-8b-instruct	60.60	63.20	67.80	<u>66.40</u>	4.60	
	llama-3-70b-instruct	62.00	65.00	70.00	<u>68.00</u>	5.00	
	granite-20b-code-instruct	50.60	53.40	58.00	<u>55.60</u>	4.60	
	granite-13b-instruct-v2	40.00	43.20	46.40	<u>45.20</u>	3.20	
	mixtral-8x7b-instruct-v01	62.20	66.80	73.20	<u>70.60</u>	6.40	

Table 1: Accuracy (%) and improvement of OptiSeq over Top-K (percentage points). Bold values indicate the highest accuracy, and underlined values represent the second-highest accuracy.

Dataset	Model	Random		Top-K		OptiSeq		EOptiSeq		Improve.	
		Prec.	Rec.	Prec.	Rec.	Prec.	Rec.	Prec.	Rec.	Prec.	Rec.
Tool Bench	llama-3-8b-instruct	71.47	70.58	71.63	70.45	77.75	77.12	<u>75.77</u>	<u>74.58</u>	6.12	6.67
	llama-3-70b-instruct	82.57	82.08	83.04	82.95	85.03	84.07	<u>84.79</u>	<u>83.88</u>	1.99	1.12
	granite-20b-code-instruct	75.83	75.18	77.35	77.10	81.78	81.64	<u>80.72</u>	<u>79.34</u>	4.43	4.54
	granite-13b-instruct-v2	72.03	74.85	73.20	76.29	76.55	78.58	<u>75.16</u>	<u>77.04</u>	3.35	2.29
	mixtral-8x7b-instruct-v01	74.16	76.15	73.78	76.33	81.85	84.21	<u>80.12</u>	<u>81.97</u>	8.07	7.88
RestGPT	llama-3-8b-instruct	75.43	75.04	75.74	75.62	78.69	78.72	<u>77.52</u>	<u>77.11</u>	2.95	3.10
	llama-3-70b-instruct	74.70	75.35	74.22	75.15	77.64	78.07	<u>76.79</u>	<u>77.13</u>	3.42	2.92
	granite-20b-code-instruct	74.76	74.23	75.28	74.84	76.27	75.01	<u>75.86</u>	<u>74.79</u>	0.99	0.17
	granite-13b-instruct-v2	74.12	74.56	74.68	75.12	76.23	76.78	<u>75.89</u>	<u>76.34</u>	1.55	1.66
	mixtral-8x7b-instruct-v01	74.56	74.84	75.24	75.76	77.53	77.47	<u>77.10</u>	<u>77.32</u>	2.29	1.71

Table 2: Precision(Prec.) and Recall(Rec.) in % and Improvement of OptiSeq over Top-K. Bold values indicate the highest metrics, and underlined values represent the second-highest metrics.

compared to random or Top-K.

OptiSeq improves the accuracy using confidence metrics. In Figure 10, we can see that correct predictions are usually associated with higher prediction probabilities, indicating that the model is more confident when making accurate classifications. The distribution for correct predictions is skewed towards higher probability values, demonstrating that a significant proportion of correct predictions fall within the upper range of confidence levels. Conversely, incorrect predictions tend to

have lower associated probabilities, suggesting less confidence in these classifications. This distribution pattern underscores the effectiveness of using confidence metrics to enhance model accuracy by potentially filtering or adjusting predictions based on their associated confidence levels.

6 Related Work

Methods for Optimizing Example Ordering: (Xu et al., 2024) formulates example ordering as an optimization problem. Using label pro-

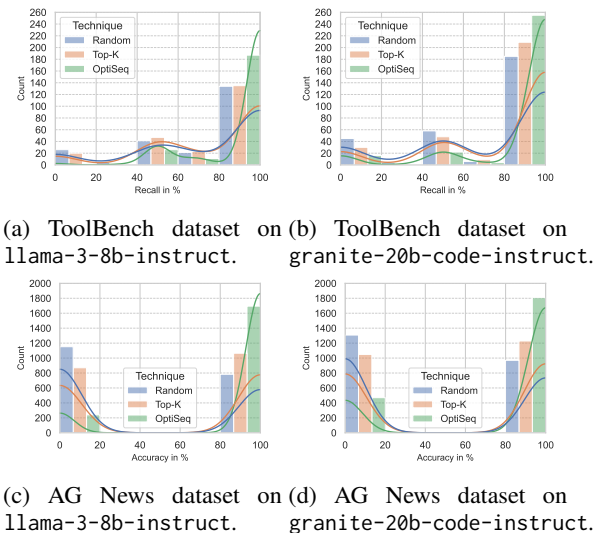


Figure 9: Distribution of Recall values for ToolBench (top row) and AG News (bottom row) datasets.

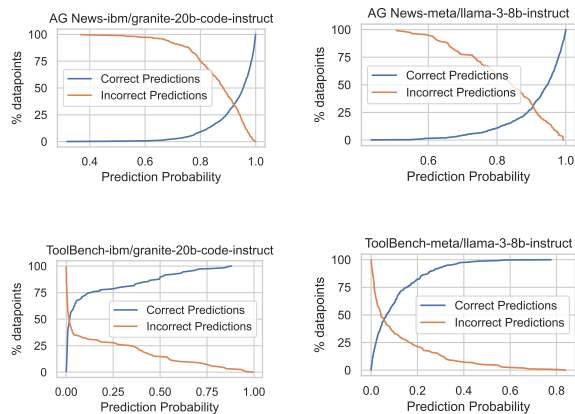


Figure 10: Probability distribution for correct and incorrect predictions, reflecting the model’s confidence.

portion principles, it improves accuracy and reduces model miscalibration across text classification tasks. (Zhang et al., 2024) Introduces Batch-ICL, which aggregates meta-gradients from independent computations, making the model agnostic to example order while improving performance and reducing computational costs. (Wu et al., 2022) Proposes a select-then-rank framework for self-adaptive ICL, achieving significant performance gains by dynamically optimizing example orders. Inspired by how humans learn, (Liu et al., 2024b) gradually increases example complexity, improving instance- and corpus-level performance through curriculum ordering. Unlike Batch-ICL (Zhang et al., 2024), (Wu et al., 2022) or curriculum-based approaches (Liu et al., 2024b), OptiSeq performs instance-specific optimization

rather than applying a general rule or gradual complexity increase.

Example Selection and Ranking Techniques: (Gupta et al., 2023) Introduces BERTScore-Recall (BSR) for selecting diverse and informative examples, significantly outperforming independent ranking methods. DEmO (Guo et al., 2024b), identifies optimal example orders for individual instances by emphasizing label fairness and content-free metrics. (Liu et al., 2024a), formulates example selection as a sequential process, utilizing beam search to optimize inter-relationships and diversity among examples. OptiSeq goes beyond static or sequential ranking (e.g., Se^2 (Liu et al., 2024a), DEmO (Guo et al., 2024b)) by dynamically testing every possible example order and using log probabilities to determine the best sequence.

Theoretical Insights and Adaptive Strategies in ICL (Chandra et al., 2024) demonstrates that dynamically adjusting the number of in-context examples improves task-specific performance over fixed hyperparameters. (Zhao et al., 2024) examines the limitations of ICL for instruction-following tasks and identifies key parameters for alignment. (Do et al., 2023) employs adversarial learning to iteratively refine prompts, significantly improving performance across diverse tasks. OptiSeq avoids the complexity of adversarial learning or fine-tuning approaches like Adversarial-ICL (Do et al., 2023) and RICL (Chu et al., 2023), providing a simpler and inference-time-only method for improvement.

7 Conclusion

This study underscores the critical impact that the ordering of in-context examples can have on the performance of large language models (LLMs) in natural language processing tasks. Through the development and implementation of OptiSeq, we have demonstrated a significant enhancement in model accuracy by strategically optimizing the sequence of in-context examples. By evaluating all possible orderings with few-shot in-context learning and selecting the sequence with the highest confidence score based on input log probabilities, OptiSeq consistently improved accuracy by 6 to 10.5 % points across various API sequence generation and text classification tasks. This improvement was observed across three different model families with a wide range of parameters, highlighting the robustness and versatility of the OptiSeq in enhancing LLM performance.

8 Limitations

OptiSeq achieves better results than Top-K and Random order selection but requires evaluating $k = |\mathcal{E}|!$ permutations of prompts, which introduces computational challenges as the number of in-context examples grows. Furthermore, while the approach relies on logarithmic probability evaluations for optimal permutation selection, not all LLM platforms and APIs services currently support token-level log-probability computation. However, as models continue to evolve and LLM platforms expand to include more granular scoring features, the applicability and efficiency of OptiSeq are likely to improve, paving the way for broader adoption in real-world scenarios.

References

- Rishabh Agarwal, Avi Singh, Lei M Zhang, Bernd Bohnet, Luis Rosias, Stephanie CY Chan, Biao Zhang, Aleksandra Faust, and Hugo Larochelle. Many-shot in-context learning. In *ICML 2024 Workshop on In-Context Learning*.
- Tom Brown, Benjamin Mann, Nick Ryder, et al. 2020. Language models are few-shot learners. *Advances in Neural Information Processing Systems*, 33.
- Manish Chandra, Debasis Ganguly, and I. Ounis. 2024. One size doesn't fit all: Predicting the number of examples for in-context learning. *ArXiv*.
- Yanda Chen, Ruiqi Zhong, Sheng Zha, George Karypis, and He He. 2022. Meta-learning via language model in-context tuning. In *60th Annual Meeting of the Association for Computational Linguistics, ACL 2022*, pages 719–730. Association for Computational Linguistics (ACL).
- Timothy Chu, Zhao Song, and Chiwun Yang. 2023. [Fine-tuning language models to approximate unbiased in-context learning](#). *ArXiv*.
- Xuan Long Do, Yiran Zhao, Hannah Brown, Yuxi Xie, James Xu Zhao, Nancy F. Chen, Kenji Kawaguchi, Michael Qizhe Xie, and Junxian He. 2023. [Prompt optimization via adversarial in-context learning](#). *ArXiv*.
- Qi Guo, Leiyu Wang, Yidong Wang, Wei Ye, and Shikun Zhang. 2024a. What makes a good order of examples in in-context learning. In *Findings of the Association for Computational Linguistics ACL 2024*, pages 14892–14904.
- Qi Guo, Leiyu Wang, Yidong Wang, Wei Ye, and Shikun Zhang. 2024b. [What makes a good order of examples in in-context learning](#). *ArXiv*.
- Shivanshu Gupta, Sameer Singh, and Matt Gardner. 2023. [Coverage-based example selection for in-context learning](#). *ArXiv*.
- Eduard Hovy, Laurie Gerber, Ulf Hermjakob, Chin-Yew Lin, and Deepak Ravichandran. 2001. Question answering in webclopedia. In *Proceedings of the ninth text retrieval conference (TREC-9)*, volume 2001.
- Haoyu Liu, Jianfeng Liu, Shaohan Huang, Yuefeng Zhan, Hao Sun, Weiwei Deng, Furu Wei, and Qi Zhang. 2024a. [Sequential example selection for in-context learning \(se²\)](#). *ArXiv*.
- Jiachang Liu, Dinghan Shen, Yizhe Zhang, William B Dolan, Lawrence Carin, and Weizhu Chen. 2022. What makes good in-context examples for gpt-3? In *Proceedings of Deep Learning Inside Out (DeeLIO 2022): The 3rd Workshop on Knowledge Extraction and Integration for Deep Learning Architectures*, pages 100–114.
- Yinpeng Liu, Jiawei Liu, Xiang Shi, Qikai Cheng, and Wei Lu. 2024b. [Let's learn step by step: Enhancing in-context learning ability with curriculum learning](#). *ArXiv*.
- Kenneth Q Lu and Jacob Andreas. 2021. Fantastically ordered prompts and where to find them: Overcoming few-shot prompt order sensitivity. *arXiv preprint arXiv:2104.08786*.
- Kevin Lu, Lisa Wang, and Mark Johnson. 2022. Tool-bench: A benchmark dataset for tool classification. *Proceedings of the 2022 Conference on Tools and Applications*.
- Ethan Perez, Douwe Kiela, and Kyunghyun Cho. 2021. [True few-shot learning with language models](#). *Preprint*, arXiv:2105.11447.
- Alec Radford, Jeffrey Wu, Rewon Child, David Luan, Dario Amodei, and Ilya Sutskever. 2019. Language models are unsupervised multitask learners. *OpenAI Blog*, 1(8):9.
- Colin Raffel, Noam Shazeer, Adam Roberts, Katherine Lee, Sharan Narang, Michael Matena, Yanqi Zhou, Wei Li, and Peter J Liu. 2020. Exploring the limits of transfer learning with a unified text-to-text transformer. *Journal of Machine Learning Research*, 21(140):1–67.
- N Reimers. 2019. Sentence-bert: Sentence embeddings using siamese bert-networks. *arXiv preprint arXiv:1908.10084*.
- Taylor Shin, Yasaman Razeghi, Robert L Logan IV, Eric Wallace, and Sameer Singh. 2020. Autoprompt: Eliciting knowledge from language models with automatically generated prompts. *arXiv preprint arXiv:2010.15980*.

- Richard Socher, Alex Perelygin, Jean Wu, Jason Chuang, Christopher D Manning, Andrew Y Ng, and Christopher Potts. 2013. Recursive deep models for semantic compositionality over a sentiment treebank. In *Proceedings of the 2013 conference on empirical methods in natural language processing*, pages 1631–1642.
- Taylor Sorensen, Joshua Robinson, Christopher Michael Rytting, Alexander Glenn Shaw, Kyle Jeffrey Rogers, Alexia Pauline Delorey, Mahmoud Khalil, Nancy Fulda, and David Wingate. 2022. An information-theoretic approach to prompt engineering without ground truth labels. *arXiv preprint arXiv:2203.11364*.
- IBM Research Team. 2023a. Granite: Scaling language models with ibm’s efficient architecture. *IBM Research Journal*. Available at <https://research.ibm.com/granite>.
- Mistral AI Team. 2023b. Mixtral: A diverse and scalable instruction-tuned language model. *Mistral AI Technical Report*. Available at <https://mistral.ai/mixtral>.
- Hugo Touvron, Thibaut Lavril, Gautier Izacard, Xavier Martinet, Marie-Anne Lachaux, Timothée Lacroix, Baptiste Rozière, Naman Goyal, Eric Hambro, Faisal Azhar, et al. 2023. Llama 3: Open and efficient foundation language models. *arXiv preprint arXiv:2307.09288*.
- John Wu and Jane Smith. 2023. Restgpt: A restaurant review dataset for sentiment analysis. *arXiv preprint arXiv:2301.12345*.
- Zhiyong Wu, Yaoxiang Wang, Jiacheng Ye, and Lingpeng Kong. 2022. Self-adaptive in-context learning: An information compression perspective for in-context example selection and ordering. *ArXiv*.
- Zhichao Xu, Daniel Cohen, Bei Wang, and Vivek Sriku-mar. 2024. In-context example ordering guided by label distributions. *ArXiv*.
- Zhao Yang, Yuanzhe Zhang, Dianbo Sui, Cao Liu, Jun Zhao, and Kang Liu. 2023. Representative demonstration selection for in-context learning with two-stage determinantal point process. In *Proceedings of the 2023 Conference on Empirical Methods in Natural Language Processing*, pages 5443–5456, Singapore. Association for Computational Linguistics.
- Kaiyi Zhang, Ang Lv, Yuhan Chen, Hansen Ha, Tao Xu, and Rui Yan. 2024. Batch-icl: Effective, efficient, and order-agnostic in-context learning. *ArXiv*.
- Xiang Zhang, Junbo Zhao, and Yann LeCun. 2015. Character-level convolutional networks for text classification. *arXiv preprint arXiv:1509.01626*.
- Yuanhan Zhang, Kaiyang Zhou, and Ziwei Liu. 2023. What makes good examples for visual in-context learning? *Advances in Neural Information Processing Systems*, 36:17773–17794.
- Hao Zhao, Maksym Andriushchenko, Francesco Croce, and Nicolas Flammarion. 2024. Is in-context learning sufficient for instruction following? *ArXiv*.
- Tony Zhao, Eric Wallace, Shi Feng, et al. 2021. Calibrate before use: Improving few-shot performance of language models. *arXiv preprint arXiv:2102.09690*.

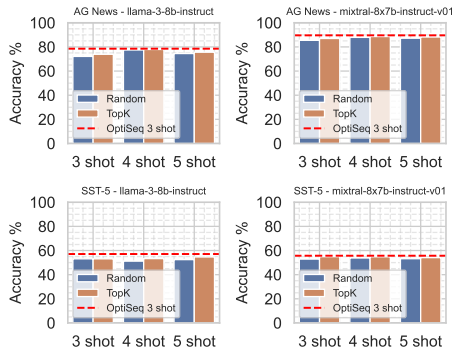


Figure 11: Comparing 3, 4, and 5 shot random/Top-K selection strategy with 3 shot OptiSeq (in red) for the classification task.

Dataset	Labels	Type
ToolBench	100	Multi-class
RestGPT	75	Multi-class
AG_news	4	Single-class
SST-5	5	Single-class
TREC	6	Single-class

Table 3: Number of labels for each dataset

A Appendix: Additional Figures

Figure 11 illustrates the performance of OptiSeq on classification tasks, comparing it to 3-, 4-, and 5-shot in-context learning (ICL) using both random order and Top-K selection of examples. The results demonstrate that OptiSeq, by strategically ordering a smaller set of examples, outperforms approaches using larger sets of examples in random or Top-K order.

B Appendix: Dataset Labels

Table 3 presents the number of possible labels for each dataset in our study. This information is crucial for understanding the complexity of the classification tasks the model must perform.

As shown in the table, ToolBench and RestGPT are multi-class classification tasks with 100 and 75 possible labels, respectively. These datasets present more complex classification challenges due to their higher number of potential outcomes. In contrast, AG_news, SST-5, and TREC are single-class classification tasks with fewer labels (4, 5, and 6, respectively), representing comparatively simpler classification problems.

The variation in the number of labels and classification types across these datasets allows for a comprehensive evaluation of our model’s perfor-

mance across different levels of task complexity.

C Appendix: Prompt structure and sample inputs and outputs

We present the prompt structures and sample inputs and outputs for each dataset we experimented with.

C.1 ToolBench Dataset

The ToolBench dataset (Lu et al., 2022) is a specialized benchmark designed to evaluate large language models (LLMs) on their ability to predict and sequence API calls in multi-tool reasoning tasks. It includes diverse natural language instructions paired with ground-truth API sequences across various domains and tools. Each data point typically contains an instruction, a catalog of available APIs, a set of in-context examples, and an evaluation metric (e.g., accuracy, precision, and recall). The dataset is tailored to assess the impact of in-context learning, permutation ordering, and tool usage alignment with human-designed workflows. ToolBench supports research on improving multi-tool coordination, mitigating biases in tool selection, and optimizing task-specific API predictions. For the ToolBench dataset in particular, we evaluate with *G1 – single-tool*, *G2 – intra-category multi-tool*, and *G3 – intra-collection multi-tool* parts of the dataset (Lu et al., 2022). We report aggregated results for all three parts of ToolBench to provide a concise summary. This approach enhances clarity, improves statistical robustness, and demonstrates the model’s ability to generalize across tasks and scenarios. The prompt structure can be seen in 4. We can see instances of in-context ordering sensitivity and identification of the relevant sequences using log probs in OptiSeq in 5.

- **Task Description:**

- "I will ask you to perform a task. Your job is to come up with a sequence of APIs in a comma-separated list in the format that will perform the task. Start the list with « and end it with ». Do not include anything other than the API name. Use the APIs below to answer the question posed to you. Avoid the use of any other text unless specified."

- **APIs Available:**

- `asin_data.category`: Retrieve category results from Amazon.
- `asin_data.offers`: Retrieve seller offers for a product on Amazon.
- `asin_data.reviews`: Retrieve customer reviews for a product on Amazon.
- `asin_data.search`: Retrieve search results for an Amazon domain.
- `asin_data.product`: Retrieve details of a single product on Amazon.
- `keyword_analysis.popularsitesforquery`: Get popular sites for a search query.
- `keyword_analysis.similarqueries`: Get similar queries for a search query.
- `spellout.rulesets`: List available rule sets for a given language.
- `immersiverouletteapi.statistics`: Get statistics of wheel results.
- `diffbot.article_api`: Extract clean article text from web pages.
- `covid_19_india.get_details`: Get coronavirus updates for India.
- `realtor_data_api_for_real_estate.realtorpropertylist`: Get Realtor Property List.
- `generate_linkedin_leads.get_available_locations`: Get available locations for LinkedIn leads.
- `virtual_number.get_all_countries`: Get list of available countries.
- ...

- **Examples:**

- **Utterance:** "I am a fitness enthusiast and I want to buy a fitness tracker. Can you suggest some top-rated fitness trackers available on Amazon along with their features and prices?"
- **Sequence:** «`asin_data.search`, `asin_data.product`»
- **Utterance:** "I'm a football enthusiast and I want to know more about Lionel Messi's career. Can you provide me with information about Messi's clubs, managers, teammates, and referees?"
- **Sequence:** «`theclique.transfermarkt_search`, `theclique.transfermarkt_details`»
- **Utterance:** "I want to plan a surprise birthday party for my friend. Can you suggest popular sites and main keywords for the search query 'birthday party ideas'?"
- **Sequence:** «`keyword_analysis.popularsitesforquery`, `keyword_analysis.querykeywords`»

- **Test Utterance:**

- **Utterance:** "I want to explore trending content on social media. Can you provide me with the current trending feed of videos? I would like to limit the output to 20 records. Please include the direct URLs to the videos and their statistics. Additionally, if possible, I would like to filter the feed based on a specific hashtag, such as #summer."
- **Sequence:**

Table 4: Prompt Structure for API Sequencing Task using ToolBench

Utterance	Generated Sequence	Order	Precision	Recall	Accuracy	Log Prob	OptiSeq
Utterance: I need to retrieve the pending messages from my device with ID 123456. Please provide the pending messages using my TrumpetBox Cloud API KEY.	trumpetbox_cloud.devices.getasingledeviceinfofromaccount, trumpetbox_cloud.messages.getpendingmessagesfromaccount	1	100.0	100.0	100.0		-1.54
	trumpetbox_cloud.messages.getpendingmessagesfromaccount	2	100.0	50.0	0.0		-3.55
	trumpetbox_cloud.devices.getasingledeviceinfofromaccount, trumpetbox_cloud.messages.getpendingmessagesfromaccount	3	100.0	100.0	100.0		-1.54
	trumpetbox_cloud.messages.getpendingmessagesfromaccount	4	100.0	50.0	0.0		-3.55
	trumpetbox_cloud.messages.getpendingmessagesfromaccount	5	100.0	50.0	0.0		-3.55
	trumpetbox_cloud.devices.getasingledeviceinfofromaccount, trumpetbox_cloud.messages.getpendingmessagesfromaccount	6	100.0	100.0	100.0		-1.54
Utterance: I need to track the performance of my family's crypto investments. Can you provide me with a list of our current positions for Bitcoin, Ethereum, and Ripple, along with their historical data and market trends?	crypto_grana.list.position.for.each.crypto, crypto_grana.list.histories	1	100.0	100.0	100.0		-1.67
	crypto_grana.list.position.for.each.crypto	2	100.0	50.0	0.0		-5.61
	crypto_grana.list.position.for.each.crypto	3	100.0	50.0	0.0		-5.61
	crypto_grana.list.position.for.each.crypto, crypto_grana.list.histories	4	100.0	100.0	100.0		-1.67
	crypto_grana.list.position.for.each.crypto	5	100.0	50.0	0.0		-5.61
	crypto_grana.list.position.for.each.crypto, crypto_grana.list.histories	6	100.0	100.0	100.0		-1.67
Utterance: I run a company that organizes 4D lottery events. Can you give me the list of available 4D companies? It would also be helpful to get the past results from January 1, 2020, to March 31, 2020. Finally, I need the 4D results for Magnum on January 29, 2020.	4d_results.get.4d.company.list, 4d_results.get.past.results.(1.year), 4d_results.get.4d.results	1	100.0	100.0	100.0		-3.49
	4d_results.get.4d.company.list, 4d_results.get.past.results.(1.year), 4d_results.get.4d.results	2	100.0	100.0	100.0		-3.49
	4d_results.get.4d.company.list, 4d_results.get.past.results.(1.year), 4d_results.get.4d.results	3	100.0	100.0	100.0		-3.49
	4d_results.get.4d.company.list, 4d_results.get.past.results.(1.year), 4d_results.get.4d.results	4	100.0	100.0	100.0		-3.49
	4d_results.get.4d.company.list, 4d_results.get.past.results.(1.year)	5	100.0	66.67	0.0		-4.55
	4d_results.get.4d.company.list, 4d_results.get.past.results.(1.year), 4d_results.get.4d.results	6	100.0	100.0	100.0		-3.49
Utterance: I'm a weather enthusiast and I'm interested in studying aviation weather data. Can you provide me with the most recent TAFs for the next 24 hours? I also want to see the most recent METARs from the past 2 hours. Please include the temperature, dew point, and wind direction in both reports.	aviation_weather_center.most_recent.tafs, aviation_weather_center.most_recent.metars	1	0.0	0.0	0.0		-6.18
	aviation_weather_center.most_recent.tafs, aviation_weather_center.most_recent.metars	2	100.0	100.0	100.0		-4.17
	aviation_weather_center.most_recent.tafs, aviation_weather_center.most_recent.metars	3	100.0	100.0	100.0		-4.17
	aviation_weather_center.most_recent.tafs, aviation_weather_center.most_recent.metars	4	100.0	100.0	100.0		-4.17
	aviation_weather_center.most_recent.tafs, aviation_weather_center.most_recent.metars	5	100.0	100.0	100.0		-4.17
	aviation_weather_center.most_recent.tafs, aviation_weather_center.most_recent.metars	6	0.0	0.0	0.0		-6.18
Utterance: I'm developing an art events app and I need a list of all genres of the events. Can you provide me with this information? It would be helpful if you could also give me a list of all locations where art events take place.	art_openings_italy.get.all.genres, art_openings_italy.get.all.locations	1	100.0	100.0	100.0		-1.12
	art_openings_italy.get.all.genres, art_openings_italy.get.all.locations	2	100.0	100.0	100.0		-1.12
	art_openings_italy.get.all.genres, art_openings_italy.get.all.locations	3	100.0	100.0	100.0		-1.12
	art_openings_italy.get.all.genres, art_openings_italy.get.all.locations	4	100.0	100.0	100.0		-1.12
	art_openings_italy.get.all.genres, art_openings_italy.get.all.locations	5	100.0	100.0	100.0		-1.12
	art_openings_italy.get.all.genres, art_openings_italy.get.all.locations	6	0.0	0.0	0.0		-3.85
Utterance: I'm planning a family vacation and need to check the availability of a specific product. Can you provide me with the details of the product 'XYZ' including its price, stock quantity, and ID? Additionally, I want to find a client with the name 'Mark' and his contact details.	realtor_data_api_for_real_estate.realtorpropertylist, realtor_data_api_for_real_estate.realtoragentlist	1	0.0	0.0	0.0		-8.30
	capitacionangular.productos, capacitacionangular.cliente	2	100.0	100.0	100.0		-6.69
	realtor_data_api_for_real_estate.realtorpropertylist, realtor_data_api_for_real_estate.realtoragentlist	3	0.0	0.0	0.0		-8.30
	capitacionangular.productos, capacitacionangular.cliente	4	100.0	100.0	100.0		-6.69
	capitacionangular.productos, capacitacionangular.cliente	5	100.0	100.0	100.0		-6.69
	realtor_data_api_for_real_estate.realtorpropertylist, realtor_data_api_for_real_estate.realtoragentlist	6	0.0	0.0	0.0		-8.30
Utterance: I'm planning a vacation to Bali and I want to explore the most popular Instagram profiles from the area. Can you provide me with the Instagram profiles of famous travelers who have visited Bali recently? Additionally, I would like to see their stories.	access_instagram.instagram.endpoint_copy, access_instagram.instagram.endpoint	1	100.0	100.0	100.0		-3.09
	access_instagram.instagram.endpoint_copy	2	100.0	50.0	0.0		-3.39
	access_instagram.instagram.endpoint_copy	3	100.0	50.0	0.0		-3.39
	access_instagram.instagram.endpoint_copy, access_instagram.instagram.endpoint	4	100.0	100.0	100.0		-3.09
	access_instagram.instagram.endpoint_copy, access_instagram.instagram.endpoint	5	100.0	100.0	100.0		-3.09
	access_instagram.instagram.endpoint_copy, access_instagram.instagram.endpoint	6	100.0	100.0	100.0		-3.09

Table 5: Generated Sequences and Metrics for the ToolBench Dataset with meta/llama-3-8b-instruct

C.2 RestGPT Dataset

The RestBench (Wu and Smith, 2023) dataset is a high-quality test set designed to evaluate large language models (LLMs) on task execution in two primary domains: the TMDB movie database and the Spotify music player. It includes natural language queries and instructions that require models to reason about and generate API call sequences for tasks such as retrieving movie details, searching for music tracks, creating playlists, and handling user preferences. Each data point comprises a user query, a structured API catalog, and ground-truth API sequences, with a focus on multi-step reasoning and alignment with user intents. RestBench serves as a robust benchmark for assessing the capabilities of LLMs in handling complex domain-specific workflows, demonstrating their potential in real-world applications across entertainment platforms. The prompt structure can be seen in 6. We can see instances of in-context ordering sensitivity and identification of the relevant sequences using log probs in OptiSeq in 7.

- **Task Description:**

- "I will ask you to perform a task. Your job is to come up with a sequence of APIs in a comma-separated list in the format that will perform the task. Start the list with « and end it with ». Do not include anything other than the API name. Use the APIs below to answer the question posed to you. Avoid the use of any other text unless specified."

- **APIs Available:**

- SearchCollection: GET /search/collection
- CollectionImages: GET /collection/collection_id/images
- SearchPerson: GET /search/person
- PersonMovieCredits: GET /person/person_id/movie_credits
- SearchMovie: GET /search/movie
- MovieCredits: GET /movie/movie_id/credits
- MovieTopRated: GET /movie/top_rated
- SearchCompany: GET /search/company
- CompanyImages: GET /company/company_id/images
- PersonImages: GET /person/person_id/images
- MovieSimilar: GET /movie/movie_id/similar
- MovieReviews: GET /movie/movie_id/reviews
- MovieRecommendations: GET /movie/movie_id/recommendations
- PersonTvCredits: GET /person/person_id/tv_credits
- SearchTv: GET /search/tv
- TvRecommendations: GET /tv/tv_id/recommendations
- Trending: GET /trending/media_type/time_window
-

- **Examples:**

- **Utterance:** "Give me the number of movies directed by Sofia Coppola."
- **Sequence:** «SearchPerson, PersonMovieCredits»
- **Utterance:** "Who was the lead actor in the movie The Dark Knight?"
- **Sequence:** «SearchMovie, MovieCredits»
- **Utterance:** "Who directed the top-1 rated movie?"
- **Sequence:** «MovieTopRated, MovieCredits»

- **Test Utterance:**

- **Utterance:** "I'm watching the tv series The Last Of Us and I need some more recommendations"
- **Sequence:**

Table 6: Prompt Structure for API Sequencing Tasks in RestGPT

Utterance	Generated Sequence	Order	Precision	Recall	Accuracy	Log Prob	OptiSeq
Utterance: I just finished watching Titanic and I want some other movie recommendations	Movie, MovieRecommendations	1	50.0	50.0	0.0	-18.28	
	SearchMovie, MovieRecommendations	2	100.0	100.0	100.0	-6.76	
	MovieRecommendations	3	100.0	50.0	0.0	-9.56	
	Movie, MovieRecommendations	4	50.0	50.0	0.0	-19.59	
	Movie, MovieRecommendations	5	50.0	50.0	0.0	-18.79	
	Movie, MovieRecommendations	6	50.0	50.0	0.0	-19.14	
Utterance: What dose the lead actor of Titanic look like?	SearchMovie, MovieCredits, PersonImages	1	100.0	100.0	100.0	-5.48	
	SearchMovie, MovieCredits, PersonImages	2	100.0	100.0	100.0	-6.62	
	SearchMovie, MovieCredits, PersonImages	3	100.0	100.0	100.0	-7.25	
	SearchPerson, PersonImages	4	50.0	33.33	0.0	-16.95	
	SearchMovie, MovieCredits, PersonImages	5	100.0	100.0	100.0	-5.83	
	SearchPerson, PersonImages	6	50.0	33.33	0.0	-17.07	
Utterance: What is the logo of the Walt Disney?	SearchCompany, CompanyImages	1	100.0	100.0	100.0	-5.09	
	SearchCompany, CompanyImages	2	100.0	100.0	100.0	-5.83	
	SearchCompany, CompanyImages	3	100.0	100.0	100.0	-5.69	
	SearchCompany, CompanyImages	4	100.0	100.0	100.0	-5.32	
	SearchCompany, CompanyImages, Movie, andendwitha, SearchMovie, Movie	5	28.57	100.0	0.0	-94.40	
	SearchCompany, CompanyImages	6	100.0	100.0	100.0	-5.32	
Utterance: Who directed the top-1 rated movie?	MovieTopRated, Movie, Credit	1	33.33	50.0	0.0	-35.84	
	MovieTopRated, MovieCredits	2	100.0	100.0	100.0	-6.34	
	MovieTopRated, MovieCredits	3	100.0	100.0	100.0	-6.89	
	MovieTopRated, MovieCredits	4	100.0	100.0	100.0	-6.62	
	MovieTopRated, MovieCredits	5	100.0	100.0	100.0	-6.95	
	MovieTopRated, MovieCredits	6	100.0	100.0	100.0	-6.71	
Utterance: Who is the director of the movie "Twilight"?	SearchMovie, MovieCredits	1	100.0	100.0	100.0	-5.71	
	SearchMovie, Mcosy.credits	2	50.0	50.0	0.0	-54.40	
	SearchMovie, MovieCredits	3	100.0	100.0	100.0	-7.08	
	SearchMovie, MovieCredits	4	100.0	100.0	100.0	-6.59	
	SearchMovie, MovieCredits	5	100.0	100.0	100.0	-5.69	
	SearchMovie, MovieCredits	6	100.0	100.0	100.0	-5.83	
Utterance: Who is the most popular person?	PersonPopular	1	100.0	100.0	100.0	-0.22	
	Trending, PersonPopular	2	50.0	100.0	0.0	-16.97	
	PersonPopular	3	100.0	100.0	100.0	-0.10	
	PersonPopular	4	100.0	100.0	100.0	-0.10	
	PersonPopular	5	100.0	100.0	100.0	-0.80	
	PersonPopular	6	100.0	100.0	100.0	-0.10	
Utterance: Who was the lead actor in the movie The Dark Knight?	SearchMovie, MovieCredits	1	100.0	100.0	100.0	-6.86	
	SearchMovie, MovieCredits	2	100.0	100.0	100.0	-7.35	
	SearchMovie, MovieCredits, ortrailing	3	66.67	100.0	0.0	-54.92	
	SearchMovie, MovieCredits	4	100.0	100.0	100.0	-7.23	
	SearchMovie, MovieCredits	5	100.0	100.0	100.0	-7.22	
	SearchMovie, B	6	50.0	50.0	0.0	-36.12	
Utterance: give me a image for the collection Star Wars	SearchCollection, CollectionImages	1	100.0	100.0	100.0	-5.37	
	SearchCollection, CollectionImages	2	100.0	100.0	100.0	-5.69	
	CollectionImages	3	100.0	50.0	0.0	-5.75	
	SearchCollection, CollectionImages	4	100.0	100.0	100.0	-5.60	
	SearchCollection, CollectionImages	5	100.0	100.0	100.0	-5.55	
	SearchCollection, CollectionImages	6	100.0	100.0	100.0	-5.35	
Utterance: give me a photo belong to the second episode of the first season of the Witcher	SearchTv, TvSeasonEpisodeImages	1	100.0	100.0	100.0	-6.13	
	SearchTv, TvSeasonEpisodeImages	2	100.0	100.0	100.0	-6.36	
	TvSeasonEpisodeImages,	3	50.0	50.0	0.0	-20.16	
	SearchTv, TvSeasonEpisodeImages	4	100.0	100.0	100.0	-6.36	
	SearchTv, TvSeasonEpisodeImages	5	100.0	100.0	100.0	-6.60	
	SearchTv, TvSeasonEpisodeImages	6	100.0	100.0	100.0	-6.23	
Utterance: give me the number of movies directed by Sofia Coppola	SearchPerson, PersonMovieCredits	1	100.0	100.0	100.0	-6.60	
	SearchPerson, PersonMovieCredits	2	100.0	100.0	100.0	-6.35	
	SearchPerson, PersonMovieCredits	3	100.0	100.0	100.0	-7.14	
	SearchPerson, PersonMovieCredits, andenditwitha	4	66.67	100.0	0.0	-55.08	
	SearchPerson, PersonMovieCredits	5	100.0	100.0	100.0	-6.72	
	SearchPerson, PersonMovieCredits, MOVIE_TOP_RATED	6	66.67	100.0	0.0	-33.02	
Utterance: tell me a TV show recently directed by Catherine Hardwicke	SearchPerson, PersonTvCredits	1	100.0	100.0	100.0	-5.31	
	SearchPerson, PersonTvCredits, Tv, andenditwitha	2	50.0	100.0	0.0	-52.12	
	SearchCompany, CompanyImages, SearchPerson, PersonTvCredits	3	50.0	100.0	0.0	-25.36	
	Trending, TvCredits, DetectcurrentTVshow	4	0.0	0.0	0.0	-60.15	
	SearchPerson, PersonTvCredits	5	100.0	100.0	100.0	-5.31	
	SearchPerson, PersonTvCredits, Trending, movie_type=tv, time_window=week, TvCredits	6	33.33	100.0	0.0	-59.68	

Table 7: Generated Sequences and Metrics for the RestGPT Dataset with meta/llama-3-8b-instruct

- **Task Description:**

- "Classify the following news articles into one of these categories: World, Sports, Business, Sci/Tech."

- **Examples:**

- **Title:** "Fears for T N pension after talks"
- **Article:** "Unions representing workers at Turner Newall say they are 'disappointed' after talks with stricken parent firm Federal Mogul."
- **Category:** Business
- **Title:** "The Race is On: Second Private Team Sets Launch Date for Human Spaceflight (SPACE.com)"
- **Article:** "SPACE.com - TORONTO, Canada – A second team of rocketeers competing for the \$10 million Ansari X Prize, a contest for privately funded suborbital space flight, has officially announced the first launch date for its manned rocket."
- **Category:** Sci/Tech
- **Title:** "Giddy Phelps Touches Gold for First Time"
- **Article:** "Michael Phelps won the gold medal in the 400 individual medley and set a world record in a time of 4 minutes 8.26 seconds."
- **Category:** Sports

- **Test Utterance**

- **Title:** "Prediction Unit Helps Forecast Wildfires (AP)"
- **Article:** "AP - It's barely dawn when Mike Fitzpatrick starts his shift with a blur of colorful maps, figures and endless charts, but already he knows what the day will bring. Lightning will strike in places he expects. Winds will pick up, moist places will dry and flames will roar."
- **Category:**

Table 8: AG News Prompt Structure

Utterance	Generated Sequence	Order	Accuracy	Log Prob OptiSeq
Article: A quot;formidable information and technology management challenge quot; faces the Homeland Security Department, according a report released today by the Government Accountability Office.	World	1	0.0	-1.57
	World	2	0.0	-0.64
	World	3	0.0	-0.77
	World	4	0.0	-1.15
	Sci/Tech	5	100.0	-0.55
	Sci/Tech	6	100.0	-0.81
Article: A former executive who was a participant in the wrongdoing that helped cripple Enron testified on Monday, providing the first glimpse through the eyes of a principal of	Business	1	100.0	-0.08
	World	2	0.0	-1.34
	Business	3	100.0	-0.16
	World	4	0.0	-2.29
	World	5	0.0	-0.87
	World	6	0.0	-1.49
Article: AOL has kicked off an initiative designed to make it easier for developers to engineer, test and distribute licensed AOL Instant Messenger (AIM) clients for mobile devices.	Sci/Tech	1	100.0	-0.29
	Sci/Tech	2	100.0	-0.28
	Sci/Tech	3	100.0	-0.28
	Business	4	0.0	-0.59
	Sci/Tech	5	100.0	-0.30
	Business	6	0.0	-0.56
Article: AP - Raymond Goethals, the Belgian soccer coach who led Olympique Marseille to the 1993 European Champions Cup title, died Monday, according to news reports. He was 83.	Sports	1	100.0	-0.17
	Sports	2	100.0	-0.14
	World	3	0.0	-1.07
	Sports	4	100.0	-0.24
	Sports	5	100.0	-0.04
	Sports	6	100.0	-0.05
Article: Crude oil prices settled at \$49.64 a barrel, up 76 cents as traders expressed concern that recent hurricanes had hurt output in the United States.	Business	1	100.0	-0.14
	World	2	0.0	-1.04
	World	3	0.0	-1.92
	World	4	0.0	-0.85
	World	5	0.0	-0.89
	World	6	0.0	-1.55
Article: Moises Alou has a right to his opinion, Chicago Cubs manager Dusty Baker said Monday. Alou said everything he needed to say Sunday.	Sports	1	100.0	-0.04
	World	2	0.0	-2.14
	Sports	3	100.0	-0.08
	Sports	4	100.0	-0.11
	Sports	5	100.0	-0.02
	Sports	6	100.0	-0.02
Article: NEW YORK – Dale Earnhardt Jr. has trouble remembering those frantic seconds when he escaped from his burning racecar. He believes, however, that his late father figured in his survival.	Sports	1	100.0	-0.10
	World	2	0.0	-1.09
	Sports	3	100.0	-0.25
	World	4	0.0	-1.10
	Sports	5	100.0	-0.02
	Sports	6	100.0	-0.07
Article: One way or another, Paul Hamm #39;s gold-medal odyssey is about to end. Whether he gets to keep the medal and the title he won a month ago in the Olympic men #39;s gymnastics all-around will be up to the sporting world #39;s highest authority.	Sports	1	100.0	-0.05
	Sports	2	100.0	-0.12
	Sports	3	100.0	-0.16
	World	4	0.0	-1.29
	Sports	5	100.0	-0.03
	Sports	6	100.0	-0.04
Article: The role of agents in multimillion-pound football transfer deals came under fresh scrutiny yesterday after Manchester United revealed payments of 11m to middle-men for their help in signing players.	Sports	1	100.0	-0.28
	World	2	0.0	-1.03
	World	3	0.0	-1.32
	Sports	4	100.0	-0.12
	Sports	5	100.0	-0.19
	Sports	6	100.0	-0.16

Table 9: Generated Sequences and Metrics for the AG News Dataset with meta/llama-3-8b-instruct

- **Task Description:**

- "Classify the sentiment of the following sentences as very negative, negative, neutral, positive, or very positive."

- **Examples:**

- **Sentence:** "a 93-minute condensation of a 26-episode tv series, with all of the pitfalls of such you'd expect."
- **Sentiment:** negative
- **Sentence:** "this is a startling film that gives you a fascinating, albeit depressing view of iranian rural life close to the iraqi border."
- **Sentiment:** positive
- **Sentence:** "but you'll definitely want the t-shirt."
- **Sentiment:** neutral

- **Test Utterance:**

- **Sentence:** "he just wants them to be part of the action, the wallpaper of his chosen reality."
 - **Sentiment:**
-

Table 10: SST-5 Prompt Structure

Utterance	Generated Sequence	Order	Accuracy	Log Prob OptiSeq
Sentence: a sussy cautionary tale .	neutral	1	100.0	-5.69
	neutral	2	100.0	-5.69
	neutral	3	100.0	-5.69
	neutral	4	100.0	-5.69
	neutral	5	100.0	-5.69
	negative	6	0.0	-66.24
Sentence: alex nohe 's documentary plays like a travelogue for what mostly resembles a real-life , big-budget nc-17 version of tank girl .	positive	1	0.0	-8.92
	neutral	2	100.0	-6.79
	negative	3	0.0	-173.75
	positive	4	0.0	-8.92
	positive	5	0.0	-8.92
	negative	6	0.0	-173.75
Sentence: here , thankfully , they are .	positive	1	0.0	-7.76
	neutral	2	100.0	-5.76
	positive	3	0.0	-7.76
	positive	4	0.0	-7.76
	positive	5	0.0	-7.76
	positive	6	0.0	-7.76
Sentence: hip-hop has a history , and it 's a metaphor for this love story .	positive	1	0.0	-5.67
	neutral	2	100.0	-5.55
	neutral	3	100.0	-5.55
	positive	4	0.0	-5.67
	positive	5	0.0	-5.67
	positive	6	0.0	-5.67
Sentence: lucas , take notes .	very negative	1	0.0	-13.19
	neutral	2	100.0	-5.57
	very negative	3	0.0	-13.19
	positive	4	0.0	-8.38
	very positive	5	0.0	-15.00
	very negative	6	0.0	-13.19
Sentence: taken purely as an exercise in style , this oppressively gloomy techno-horror clambake is impossible to ignore .	positive	1	0.0	-9.48
	neutral	2	100.0	-8.01
	neutral	3	100.0	-8.01
	positive	4	0.0	-9.48
	positive	5	0.0	-9.48
	positive	6	0.0	-9.48
Sentence: the cartoon that is n't really good enough to be on afternoon tv is now a movie that is n't really good enough to be in theaters .	very negative	1	100.0	-13.25
	negative	2	0.0	-113.58
	negative	3	0.0	-113.58
	negative	4	0.0	-113.58
	negative	5	0.0	-113.58
	negative	6	0.0	-113.58
Sentence: the movie 's ripe , enrapturing beauty will tempt those willing to probe its inscrutable mysteries .	positive	1	100.0	-5.41
	positive	2	100.0	-5.41
	very positive	3	0.0	-12.19
	positive	4	100.0	-5.41
	positive	5	100.0	-5.41
	positive	6	100.0	-5.41
Sentence: two hours of melodramatic musical married to two hours of underdog sports intrigue , if the picture also shares the weaknesses of both genres , more 's the pity .	neutral	1	100.0	-6.23
	neutral	2	100.0	-6.23
	negative	3	0.0	-181.70
	neutral	4	100.0	-6.23
	neutral	5	100.0	-6.23
	negative	6	0.0	-181.70

Table 11: Generated Sequences and Metrics for the SST-5 Dataset with meta/llama-3-8b-instruct

- **Task Description:**

- "Classify the type of the following questions into Abbreviation, Entity, Description, Human, Location, or Number."

- **Examples:**

- **Question:** "How far is it from Denver to Aspen?"
- **Type:** Number
- **Question:** "What county is Modesto, California in?"
- **Type:** Location
- **Question:** "Who was Galileo?"
- **Type:** Human

- **Text Utterance:**

- **Question:** "What is the capital of Yugoslavia?"
 - **Type:**
-

Table 12: TREC Prompt Structure

Utterance	Generated Sequence	Order	Accuracy	Log Prob OptiSeq
Question: How far is it from Denver to Aspen ?	Number	1	100.0	-5.34
	Number	2	100.0	-5.34
	Number	3	100.0	-5.34
	Abbreviation	4	0.0	-12.68
	Number	5	100.0	-5.34
	Number	6	100.0	-5.34
Question: What city had a world fair in 1900 ?	Entity	1	0.0	-9.72
	Location	2	100.0	-7.85
	Entity	3	0.0	-9.72
	Entity	4	0.0	-9.72
	Entity	5	0.0	-9.72
	Location	6	100.0	-7.85
Question: What hemisphere is the Philip-pines in ?	Entity	1	0.0	-11.31
	Entity	2	0.0	-11.31
	Entity	3	0.0	-11.31
	Location	4	100.0	-7.69
	Entity	5	0.0	-11.31
	Location	6	100.0	-7.69
Question: What is the average weight of a Yellow Labrador ?	Number	1	100.0	-5.77
	Number	2	100.0	-5.77
	Entity	3	0.0	-9.98
	Number	4	100.0	-5.79
	Number	5	100.0	-5.77
	Number	6	100.0	-5.77
Question: What is the temperature at the center of the earth ?	Description	1	0.0	-9.14
	Number	2	100.0	-7.79
	Description	3	0.0	-9.14
	Description	4	0.0	-9.14
	Description	5	0.0	-9.14
	Description	6	0.0	-9.14
Question: What person 's head is on a dime ?	Human	1	100.0	-7.28
	Entity	2	0.0	-12.39
	Human	3	100.0	-7.28
	Human	4	100.0	-7.28
	Human	5	100.0	-7.28
	Human	6	100.0	-7.28
Question: When did Hawaii become a state ?	Human	1	0.0	-9.52
	Number	2	100.0	-7.74
	Description	3	0.0	-9.07
	Number	4	100.0	-7.74
	Number	5	100.0	-7.74
	Number	6	100.0	-7.74
Question: Who developed the vaccination against polio ?	Human	1	100.0	-10.27
	Human	2	100.0	-10.27
	Entity	3	0.0	-56.30
	Human	4	100.0	-10.27
	Human	5	100.0	-10.27
	Human	6	100.0	-10.27
Question: Who was Galileo ?	Human	1	100.0	-6.82
	Human	2	100.0	-6.82
	Human	3	100.0	-6.82
	Entity	4	0.0	-7.44
	Entity	5	0.0	-7.44
	Human	6	100.0	-6.82

Table 13: Generated Sequences and Metrics for the TREC Dataset with meta/llama-3-8b-instruct