

When algebra twinkles system biology: a conjecture on the structure of Gröbner bases in complex chemical reaction networks

Paola Ferrari^{1,2*}, Sara Sommariva¹, Michele Piana^{1,3},
Federico Benvenuto¹, Matteo Varbaro¹

¹Department of Mathematics, University of Genoa, Via Dodecaneso 35,
Genoa, 16145, Italy.

²School of Mathematics and Natural Sciences, University of Wuppertal,
Gaussstrasse 20, Wuppertal, 42119, Germany.

³Life Science Computational Laboratory, IRCCS Ospedale Policlinico
San Martino, Largo Rosanna Benzi 10, Genoa, 16132, Italy.

*Corresponding author(s). E-mail(s): paola.ferrari@unige.it;
Contributing authors: sara.sommariva@unige.it; michele.piana@unige.it;
federico.benvenuto@unige.it; matteo.varbaro@unige.it;

Abstract

We address the challenge of identifying all real positive steady states in chemical reaction networks (CRNs) governed by mass-action kinetics. Traditional numerical methods often require specific initial guesses and may fail to find all the solutions in systems exhibiting multistability. Gröbner bases offer an algebraic framework that systematically transforms polynomial equations into simpler forms, facilitating comprehensive solution enumeration. In this work, we propose a conjecture that CRNs with at most pairwise interactions yield Gröbner bases possessing a near-“triangular” structure, under appropriate assumptions. We illustrate this phenomenon using examples from a gene regulatory network and the Wnt signaling pathway, where the Gröbner basis approach reliably captures all real positive solutions. Our computational experiments reveal the potential of Gröbner bases to overcome limitations of local numerical methods for finding the steady states of complex biological systems, making them a powerful tool for understanding dynamical processes across diverse biochemical models.

Keywords: Chemical Reaction Networks, Steady States, Multivariate Polynomial Systems, Gröbner Bases, Signaling Pathways

Introduction

The determination of nonnegative steady states in large systems of quadratic equations is a fundamental problem in various fields, including systems biology, chemical engineering, and applied mathematics. These systems often arise from the modeling of complex chemical reaction networks (CRNs), where the concentrations of species evolve according to quadratic ordinary differential equations (ODEs) derived from the law of mass action [1, 2].

Traditional numerical methods for solving these nonlinear systems include iterative approaches like Newton’s method and gradient descent [3]. While these methods can be effective when a good initial approximation is available, they are inherently local and may fail to converge to a solution if the starting point is not sufficiently close to it. Moreover, these methods typically find a single solution, potentially missing other relevant solutions, especially in the context of multiple steady states that can exist in biological systems due to bistability or multistability phenomena [4].

In the context of CRNs, particularly those modeling cell signaling pathways involved in diseases like cancer, finding all possible steady states is essential. For example, cells may become cancerous depending on specific genetic mutations, involving hundreds of proteins and reactions [5]. Accurately determining all steady states allows researchers to understand the different potential behaviors of the system under various conditions, which is critical for developing targeted therapies.

To overcome the limitations of iterative methods, we adopt an algebraic approach based on Gröbner bases [6–9]. Gröbner bases provide a powerful tool for solving systems of polynomial equations by transforming them into a simpler equivalent system, from which all solutions can be systematically derived. This method does not require initial guesses and can determine the exact number of solutions, including all real positive solutions relevant for concentrations in CRNs.

Typically, applying this method to systems of equations generated by reaction networks involving at most pairwise interactions - which lead to quadratic algebraic systems - yields Gröbner bases characterized by specific ideals. These ideals often include a univariate polynomial of degree at most equal to the system size. In this paper, we hypothesize that this phenomenon is not coincidental and we propose a conjecture to explain this observation. Conditions under which this property holds true have to be discussed and further analyzed.

The first application of Gröbner bases for computing steady-state concentrations in a simple enzyme channeling model dates back to the 1990s [10]. This study shows the conjectured phenomenon, yet the work was not further developed despite significant advancements in computational capabilities over the years. Nevertheless, the interest in using Gröbner bases in systems biology has persisted in recent literature, and some researchers have revisited their use to compute steady-state ideals and conducted intriguing studies to drastically improve computation speed by assigning a specific variable order [11, 12].

The paper is organized as follows. In Section 1, we present our conjecture on the Gröbner basis structure for polynomial systems arising from CRNs, outlining the necessary preliminaries and assumptions in Subsection 1.1, introducing our conjecture in Subsection 1.2, and describing a possible step-by-step procedure for determining all

real positive system solutions in Subsection 1.3. In Section 2, we test this method using a gene regulatory network, for which we derive the steady-state equations, compute a Gröbner basis, and analyze the number of positive solutions as the parameters change. Section 3 applies the same approach to the Wnt signaling pathway, illustrating how to handle larger, more complex reaction networks. Finally, Section 4 offers our conclusions and highlights potential directions for future investigation.

1 Algorithm for Finding All Real Positive Solutions

In this section, we present an algorithmic approach to determine all real positive solutions of polynomial systems arising from chemical reaction networks (CRNs) governed by the law of mass action. The algorithm leverages Gröbner bases to transform the system into a form that is more suitable for systematic solution. We begin by outlining the assumptions and presenting a conjecture that underpins the algorithm. We then detail the steps of the algorithm, providing insights into its implementation.

1.1 Preliminaries and Assumptions

Consider a CRN involving n chemical species with concentrations x_1, x_2, \dots, x_n , which evolve according to the law of mass action. The dynamics are governed by a system of polynomial equations obtained by setting the time derivatives to zero (steady-state condition).

$$f_i(x_1, x_2, \dots, x_n) = 0, \quad i = 1, 2, \dots, n, \quad (1)$$

where each f_i is a polynomial resulting from the net rate of production and consumption of species i . Let us set a suitable algebraic environment to study our problem:

Let $R = \mathbb{R}[x_1, \dots, x_n]$ and $S = \mathbb{C}[x_1, \dots, x_n]$ be polynomial rings in n variables, respectively, over the real and complex field. For f_1, \dots, f_r polynomials of R , we denote $I \subseteq R$ the ideal they generate in R and IS the ideal they generate in S . The zero-loci of the set of polynomials f_1, \dots, f_r in \mathbb{R}^n and \mathbb{C}^n , since they only depend by the ideal they generate, will be denoted by $\mathcal{Z}(I) \subseteq \mathbb{R}^n$ and $\mathcal{Z}(IS) \subseteq \mathbb{C}^n$.

The ideal I is called **0-dimensional** if the \mathbb{R} -vector space S/I is non-zero and has finite dimension. This is equivalent to ask for the zero-locus $\mathcal{Z}(IS)$ being finite and non-empty. It turns out that a zero-dimensional ideal is **radical** if and only if $|\mathcal{Z}(IS)| = \dim_{\mathbb{R}} R/I$. As a last piece of notation, we say that a zero-dimensional ideal I is **in a normal form** if, for all $p = (p_1, \dots, p_n), q = (q_1, \dots, q_n) \in \mathcal{Z}(IS)$ such that $p \neq q$, we have $p_1 \neq q_1$. We have (e.g. see Theorem 3.7.25 in [9]):

Theorem 1. *With the above notation, the following are equivalent:*

1. I is a 0-dimensional radical ideal in normal form.
2. The reduced Gröbner basis of I w.r.t. the lexicographical monomial order extending the linear order of the variables $x_n > x_{n-1} > \dots > x_1$ is of the form

$$x_n - g_n, \dots, x_2 - g_2, g_1$$

where $g_i \in \mathbb{R}[x_1]$ for all $i = 1, \dots, n$ and g_1 has distinct roots in \mathbb{C} .

Remark 1. *With the notation of the theorem, the fact that g_1 has distinct roots in \mathbb{C} is equivalent to say that the degree of g_1 is equal to the number of solutions of the polynomial system of equations $f_1 = \dots = f_r = 0$ over \mathbb{C} , that is $\deg(f_1) = |\mathcal{Z}(IS)|$. This is also equivalent to say that g_1 and its derivative have no common factor.*

If the ideal $I = (f_1, \dots, f_r) \subseteq R$ is 0-dimensional we must have $r \geq n$. By Theorem 1, a zero-dimensional *radical* ideal can indeed be generated by n elements. This drastically fails dropping the “radical assumption”, as shown by the ideal $I = (x_1^{r-1}, x_1^{r-2}x_2, \dots, x_2^{r-1}) \subseteq \mathbb{R}[x_1, x_2]$, that is a 0-dimensional ideal in 2 variables but, as it is easy to check, cannot be generated by less than r elements.

In our situation, the system of polynomial equations already consists of n elements, namely we start from f_1, \dots, f_n polynomials of $R = \mathbb{R}[x_1, \dots, x_n]$. Unfortunately, this is not enough to assure we are in the nice situation of Theorem 1:

Example 1. *If $n = 3$ consider the following systems of 3 polynomials:*

$$A = \begin{cases} x_3 + x_2x_1 + x_1^2 = 0 \\ -x_3 + x_2^2 + x_2x_1 = 0 \\ x_2 + x_1 + 1 = 0 \end{cases}, \quad B = \begin{cases} x_3x_2 + x_3 + x_1^2 = 0 \\ x_3x_1 + x_2^2 + x_2 = 0 \\ x_2 + x_1 + 1 = 0 \end{cases}$$

$$C = \begin{cases} x_3^2 + 2x_3x_1 - 2x_3 + 2x_2^2 = 0 \\ x_3x_1 - x_3 + x_2^2 = 0 \\ x_1 - 1 = 0 \end{cases}, \quad D = \begin{cases} x_3 - x_1 - 2 = 0 \\ x_2^2 + x_2x_1 - x_2 = 0 \\ x_1^2 + x_1 = 0 \end{cases}$$

One can check that:

1. *the system A does not admit solutions, i.e., if $I \subseteq \mathbb{R}[x_1, x_2, x_3]$ is the ideal generated by the three polynomials in the system, $R/I = 0$ (equivalently $I = R$);*
2. *the system B admit infinite solutions, so the ideal $I \subseteq \mathbb{R}[x_1, x_2, x_3]$ generated by the 3 polynomials in the system, even if proper, is not zero-dimensional;*
3. *the ideal $I \subseteq \mathbb{R}[x_1, x_2, x_3]$ generated by the 3 polynomials in the system C is 0-dimensional, but not radical;*
4. *the ideal $I \subseteq \mathbb{R}[x_1, x_2, x_3]$ generated by the 3 polynomials in the system D is 0-dimensional and radical, but not in a normal form.*

Therefore, all the systems of polynomial equations above do not fall, for different reasons, in the framework of Theorem 1.

In our setting we can rely on the following, more restrictive, assumptions:

1. **Mass-Action Kinetics:** the CRN follows the law of mass action, so reaction rates are proportional to the product of reactant concentrations raised to their stoichiometric coefficients.
2. **Inclusion of Conservation Laws:** any conservation relations (e.g., total mass or charge conservation) are included in the system as additional equations or incorporated into the existing equations.

We would like to achieve an algebraic interpretation of the above assumptions that allows us to characterize the CRNs satisfying the hypothesis 1 of Theorem 1. Ideally, the characterization would be “all of them!”, and indeed, according to the experiments

we did this seems to be the case. Using the equivalence in Theorem 1, as described below, we would have a neat algorithm to finding the real positive solutions of the given CRN. We propose the following:

1.2 The conjecture

Conjecture 1. *Given the set of polynomial equations arising from a CRN under the above assumptions, when computing the reduced Gröbner basis with respect to the lexicographic ordering $x_n > x_{n-1} > \dots > x_2 > x_1$, the first element g_1 of the basis is a univariate polynomial in x_1 . Each subsequent element g_j of the basis, for $j = 2, \dots, n$, is a polynomial of the form $x_j - g_j(x_1)$.*

This conjecture implies that the Gröbner basis transforms the system into a triangular form, facilitating a sequential solution process starting from x_1 .

1.3 Algorithm Description

The algorithm proceeds as follows:

1. Compute the Gröbner Basis:

- Compute the reduced Gröbner basis $\{g_1, g_2, \dots, g_n\}$ of the original system $\{f_1, f_2, \dots, f_n\}$ using lexicographic ordering with $x_n > x_{n-1} > \dots > x_2 > x_1$.
- The computation can be performed using algorithms like Buchberger's algorithm or more efficient variants (e.g., F4 or F5 algorithms).

2. Solve the Univariate Polynomial Equation:

- Solve the univariate polynomial equation $g_1(x_1) = 0$ to find all real positive roots of x_1 .
- Utilize robust numerical methods suitable for univariate polynomials, such as the multiprecision algorithm by Bini and Robol [13].
- Denote the set of real positive solutions as $\{x_1^{(k)}\}$, where k indexes the solutions.

3. Back-Substitution to Find Remaining Variables:

- For each solution $x_1^{(k)}$, sequentially solve for x_j , $j = 2, \dots, n$, using the corresponding g_j :

$$x_j = g_j(x_1^{(k)}), \quad j = 2, \dots, n, \quad (2)$$

- Ensure that each computed x_j is real and positive. If not, discard the corresponding solution.

4. Compile the Solutions:

- Collect all tuples $(x_1^{(k)}, x_2^{(k)}, \dots, x_n^{(k)})$ that satisfy the system and are real and positive.
- These tuples represent all the real positive steady-state solutions of the CRN.

1.4 Limitations and Considerations

While the Gröbner basis method offers a systematic approach to finding all real positive solutions of polynomial systems derived from CRNs, it faces significant challenges when applied to large systems. Computing the Gröbner basis can become computationally intensive due to the exponential increase in complexity with the number of variables and the degrees of the polynomials involved. This limitation necessitates the use of optimization techniques or alternative methods to make the computation feasible for large-scale networks.

Understanding the conjecture proposed in Subsection 1.2—that the reduced Gröbner basis of such systems has a specific structured form—may lead to the development of faster algorithms. By exploiting the inherent structure of the polynomials arising from CRNs, specialized computational strategies could be devised to reduce complexity. While we cannot assert that such methods will universally apply, investigating the structural properties of these systems holds promise for enhancing computational efficiency.

Additionally, structural simplifications in the computation of Gröbner bases have been explored in the literature. For instance, research on reaction networks with intermediate species has demonstrated that the Gröbner basis of the steady-state ideal of the core network (excluding intermediates) can be extended to the full network (including intermediates) using linear algebra and appropriate monomial orderings [14]. This approach significantly reduces computation time by decreasing the number of variables and polynomials, leveraging the network’s structure to simplify calculations. Such findings underscore the potential benefits of incorporating structural insights into algorithm design to handle larger systems more effectively.

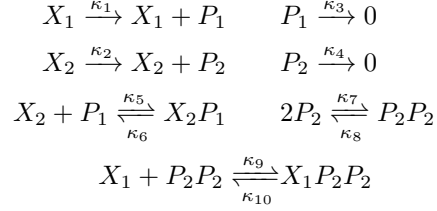
Next, we are going to illustrate as the conjecture is satisfied for two specific CNRs. The reader should be aware that the Gröbner basis does not always specialize (in the parameters) well, but it does generically, in the sense that the set of bad parameters is a proper Zariski subset: in particular, it has measure 0. This fact is clear while performing the Buchberger’s algorithm.

2 Application to a Gene Regulatory Network Example

In this section, we aim to illustrate the conjecture presented earlier in the case of a specific gene regulatory network (GRN) [15, 16]. This example serves as a straightforward case where we can explicitly write the structure of the Gröbner basis and observe how it aligns with the conjectured form. We introduce the GRN, derive the corresponding system of polynomial equations, compute the Gröbner basis, and verify that its structure matches our expectations. This exercise provides initial evidence supporting the conjecture and illustrates the practical application of our method to study how the number of real positive solutions varies with respect to certain parameters.

2.1 Description of the Gene Regulatory Network

Consider the following gene regulatory network involving species X_1 , X_2 , P_1 , P_2 , X_2P_1 , P_2P_2 , and $X_1P_2P_2$:



This network models the interactions between genes X_1 and X_2 and their products P_1 and P_2 , including dimerization and complex formation processes. The reactions involve production, degradation, binding, and unbinding events governed by rate constants κ_i .

2.2 Derivation of the Steady-State Equations

By applying the law of mass action and setting the time derivatives to zero (steady-state conditions), we obtain the following system of polynomial equations:

$$\begin{aligned}
 \kappa_{10}x_7 - \kappa_9x_1x_6 &= 0, \\
 \kappa_6x_5 - \kappa_5x_2x_3 &= 0, \\
 \kappa_1x_1 - \kappa_3x_3 + \kappa_6x_5 - \kappa_5x_2x_3 &= 0, \\
 -2\kappa_7x_4^2 - \kappa_4x_4 + \kappa_2x_2 + 2\kappa_8x_6 &= 0, \\
 \kappa_5x_2x_3 - \kappa_6x_5 &= 0, \\
 \kappa_7x_4^2 - \kappa_8x_6 + \kappa_{10}x_7 - \kappa_9x_1x_6 &= 0, \\
 \kappa_9x_1x_6 - \kappa_{10}x_7 &= 0.
 \end{aligned}$$

Here, x_i represents the concentration of species corresponding to each variable:

- x_1 : concentration of X_1 ,
- x_2 : concentration of X_2 ,
- x_3 : concentration of P_1 ,
- x_4 : concentration of P_2 ,
- x_5 : concentration of X_2P_1 ,
- x_6 : concentration of P_2P_2 ,
- x_7 : concentration of $X_1P_2P_2$.

Additionally, the system includes conservation laws due to the total amounts of X_1 and X_2 (denoted by c_1 and c_2):

$$\begin{aligned}x_2 + x_5 &= c_1, \\x_1 + x_7 &= c_2.\end{aligned}$$

2.3 Computation of the Gröbner Basis

To analyze the system and find all real positive solutions, we compute the reduced Gröbner basis of the polynomial system using lexicographic ordering with variable prioritization:

$$x_7 > x_6 > x_5 > x_4 > x_3 > x_1 > x_2.$$

The computed reduced Gröbner basis is:

$$\begin{aligned}g_1(x_2) : \quad & x_2^3 - c_1 x_2^2 + \left(\frac{\kappa_1 \kappa_4^2 \kappa_5 \kappa_8 \kappa_{10} c_2 + \kappa_3 \kappa_4^2 \kappa_6 \kappa_8 \kappa_{10}}{\kappa_2^2 \kappa_3 \kappa_6 \kappa_7 \kappa_9} \right) x_2 - \frac{\kappa_4^2 \kappa_8 \kappa_{10} c_1}{\kappa_2^2 \kappa_7 \kappa_9} = 0, \\x_1 - g_2(x_2) : \quad & x_1 - \left(\frac{\kappa_2^2 \kappa_3 \kappa_6 \kappa_7 \kappa_9}{\kappa_1 \kappa_4^2 \kappa_5 \kappa_8 \kappa_{10}} \right) x_2^2 + \left(\frac{\kappa_2^2 \kappa_3 \kappa_6 \kappa_7 \kappa_9 c_1}{\kappa_1 \kappa_4^2 \kappa_5 \kappa_8 \kappa_{10}} \right) x_2 - c_2 = 0, \\x_3 - g_3(x_2) : \quad & x_3 - \left(\frac{\kappa_2^2 \kappa_6 \kappa_7 \kappa_9}{\kappa_4^2 \kappa_5 \kappa_8 \kappa_{10}} \right) x_2^2 + \left(\frac{\kappa_2^2 \kappa_6 \kappa_7 \kappa_9 c_1}{\kappa_4^2 \kappa_5 \kappa_8 \kappa_{10}} \right) x_2 - \frac{\kappa_1 c_2}{\kappa_3} = 0, \\x_4 - g_4(x_2) : \quad & x_4 - \left(\frac{\kappa_2}{\kappa_4} \right) x_2 = 0, \\x_5 - g_5(x_2) : \quad & x_5 + x_2 - c_1 = 0, \\x_6 - g_6(x_2) : \quad & x_6 - \left(\frac{\kappa_2^2 \kappa_7}{\kappa_4^2 \kappa_8} \right) x_2^2 = 0, \\x_7 - g_7(x_2) : \quad & x_7 + \left(\frac{\kappa_2^2 \kappa_3 \kappa_6 \kappa_7 \kappa_9}{\kappa_1 \kappa_4^2 \kappa_5 \kappa_8 \kappa_{10}} \right) x_2^2 - \left(\frac{\kappa_2^2 \kappa_3 \kappa_6 \kappa_7 \kappa_9 c_1}{\kappa_1 \kappa_4^2 \kappa_5 \kappa_8 \kappa_{10}} \right) x_2 = 0.\end{aligned}$$

This structure confirms that the system has been effectively triangularized, allowing for sequential solving starting from x_2 . It also aligns with the central idea in Conjecture 1, although the variable priorities here differ from the one proposed in the conjecture.

We tested other variable priorities and consistently found a triangular structure, with no notable impact on computation time or complexity for this example, so those results are not reported here; however, we do explore different variable priorities in the more complex model discussed in Section 3, where we notice significant differences.

2.4 Analysis of the Number of Real Positive Solutions

To determine the number of real positive solutions, we focus on solving $g_1(x_2) = 0$ and then use back-substitution to find the remaining variables. We fix the rate constants κ_i and consider a grid of positive values (c_1, c_2) , which may represent total concentrations of certain proteins or genes. By varying c_1 and c_2 , we can simulate how changes in

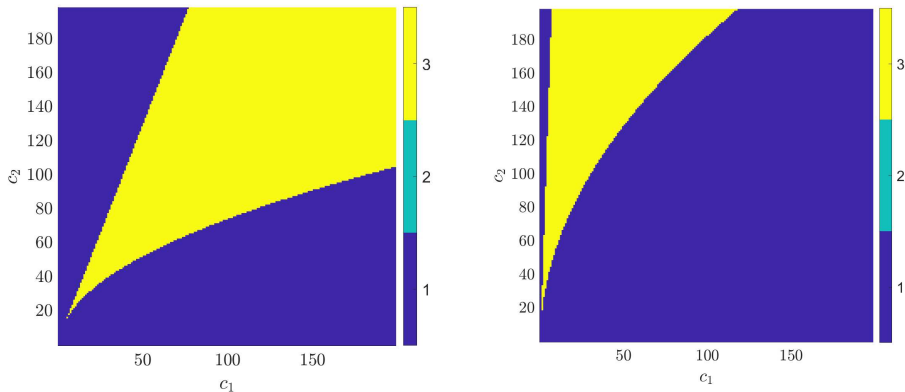


Fig. 1 Number of positive real solutions for two random κ vectors.

gene expression levels or external stimuli affect the network's behavior, shifting from a unique steady state to multistability. Note that this analysis is missing a parameter sensitivity study: we assume fixed rate constants κ_i , while in reality these constants may vary due to environmental factors or mutations.

By analyzing the plots, we can identify regions in the (c_1, c_2) plane where the system has:

- One positive real solution: indicating a unique steady state.
- Three positive real solutions: indicating the possibility of multiple steady states, which could correspond to multistability in the biological system.

This information is valuable for understanding the conditions under which the gene regulatory network exhibits different dynamic behaviors.

Figure 1 illustrates the regions with different numbers of positive real solutions for two random sets of rate constants κ :

$$\begin{aligned} \kappa_1 = 0.551, \kappa_2 = 0.708, \kappa_3 = 0.291, \kappa_4 = 0.511, \kappa_5 = 0.893, \\ \kappa_6 = 0.896, \kappa_7 = 0.126, \kappa_8 = 0.207, \kappa_9 = 0.052, \kappa_{10} = 0.441 \end{aligned} \quad (\text{left})$$

$$\begin{aligned} \kappa_1 = 0.815, \kappa_2 = 0.906, \kappa_3 = 0.127, \kappa_4 = 0.913, \kappa_5 = 0.632, \\ \kappa_6 = 0.098, \kappa_7 = 0.279, \kappa_8 = 0.547, \kappa_9 = 0.958, \kappa_{10} = 0.965 \end{aligned} \quad (\text{right}).$$

3 Application to the Wnt signaling pathway

The Wnt signaling pathway is a highly conserved regulatory network that plays a crucial role in embryonic development, tissue homeostasis, and cell fate determination [17, 18]. Dysregulation of this pathway is implicated in various diseases, including cancer. Understanding its steady-state behavior is therefore of fundamental interest. In this section, we demonstrate how the Gröbner basis methodology introduced earlier can be employed to systematically determine all real positive steady states of a polynomial system derived from a Wnt pathway model under mass-action kinetics.

The simplified Wnt model is composed by 19 distinct species whose concentrations and interactions define the system dynamics. Each variable x_i in the model corresponds to the concentration of one such species. These include various states of central pathway components - dishevelled, the destruction complex, phosphatase, and β -catenin - distributed across different cellular compartments, as well as transcription factors and intermediate complexes formed during signaling:

- Dishevelled states (x_1, x_2, x_3) are present in the cytoplasm in both inactive (x_1) and active (x_2) forms. It can also exist in an active nuclear form (x_3). Transition among these states and compartments is integral to pathway regulation, particularly after Wnt stimulation.
- The destruction Complex (x_4, x_5, x_6, x_7) is composed of APC, Axin, and GSK3 β , and is crucial for controlling β -catenin levels. It cycles between active and inactive forms and can reside in the cytoplasm (x_4 active, x_5 inactive) or the nucleus (x_6 active, x_7 inactive).
- Phosphatase (x_8, x_9) modifies the destruction complex and other proteins. It is present in both the cytoplasm (x_8) and the nucleus (x_9).
- β -catenin (x_{10}, x_{11}) is a key effector of Wnt signaling, and is found in the cytoplasm (x_{10}) and can shuttle to the nucleus (x_{11}).
- Transcription Factor (x_{12}) and Transcription Complex (x_{13}): Within the nucleus, TCF (x_{12}) can bind to β -catenin to form a transcriptionally active complex (x_{13}), which directly influences Wnt target gene expression.
- Intermediate Complexes (x_{14} through x_{19}): Several transient complexes arise during signal transduction.

By monitoring these 19 species and their 31 associated reactions—each governed by a distinct mass-action rate constant k_i —the Wnt shuttle model represents the interplay between extracellular Wnt signals, cytoplasmic and nuclear responses, and gene transcription. The resulting polynomial ODE system captures the pathway’s dynamic behavior [17].

By writing down the mass-action ODEs for each species and setting the time derivatives to zero, we obtain a system of polynomial equations. Additionally, the conservation laws are included as polynomial constraints:

$$\begin{aligned}
 c_1 &= x_1 + x_2 + x_3 + x_{14} + x_{15} \\
 c_2 &= x_4 + x_5 + x_6 + x_7 + x_{14} + x_{15} + x_{16} + x_{17} + x_{18} + x_{19} \\
 c_3 &= x_8 + x_{16} \\
 c_4 &= x_9 + x_{17} \\
 c_5 &= x_{12} + x_{13}
 \end{aligned} \tag{3}$$

According to the algorithm in Subsection 1.3, the key to finding all real positive solutions is to compute the reduced Gröbner basis of the ideal generated by the steady-state equations. As before, we use a lexicographic monomial ordering. The lex order helps in obtaining a triangularized system after the Gröbner basis computation.

However, using different variable priorities within the lexicographic order may impact the time required for computing the Gröbner basis. To demonstrate this we

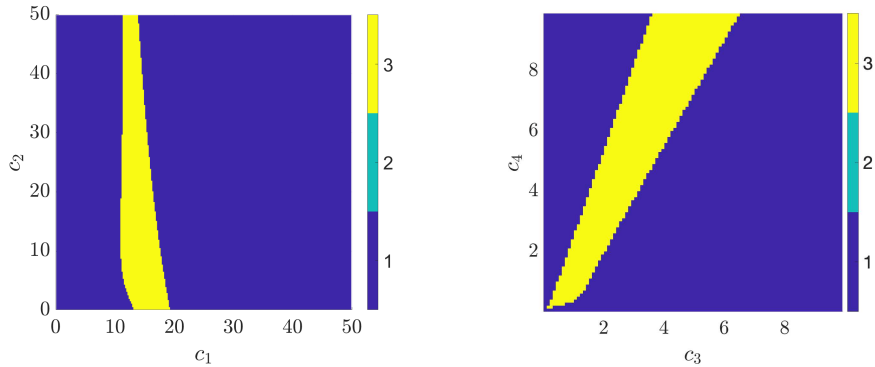


Fig. 2 Wnt pathway: number of positive real solutions varying c_1 and c_2 (left) and c_3 and c_4 (right).

run the following experiment. We considered the WNT signaling pathways and we defined the network parameters (namely the rate constants κ and the conservation laws constants c_i) as in Theorem 4.1 of [17] in order to obtain multistability. Only the constant c_4 associated to the fourth conservation law in Eq. (3) was considered as parameter. Fig. 3 shows the computational time required for computing the Gröbner basis for 50 different variable priorities listed in the first column of Table A1, Appendix A. In 54% of the considered cases the Gröbner basis was computed in less than 100 seconds, while for 16% of the cases it took more than 2 hours with a maximum of about 9.5 hours. A further analysis, not shown here, demonstrates that the variable priorities associated with a higher computational time return Gröbner bases whose polynomial coefficients exhibit a more intricate dependence on the parameter c_4 .

By scanning across different parameter values, one can identify conditions under which the system transitions from having a single stable positive steady state to multiple steady states. Such bistability or multistability could have biological significance, for instance, in representing switch-like behavior that controls cell fate decisions. In particular, in Figure 2, we can identify regions in the (c_1, c_2) plane and in the (c_3, c_4) plane where the system has one positive real solution, indicating a unique steady state, or three positive real solutions, which could correspond to multistability in the biological system.

Finally, we highlight that for the Wnt pathway, all computed Gröbner bases indeed conform to the structural pattern anticipated by Conjecture 1.

4 Conclusions and future work

This work demonstrates how Gröbner bases can systematically reveal all real positive steady states in polynomial systems arising from chemical reaction networks governed by mass-action kinetics. By focusing on a lexicographic ordering, we achieve a triangular form that permits sequential solution. The conjectured structure of the reduced Gröbner basis aligns well with the tested gene regulation and Wnt signaling models.

In future research, we will refine the conditions under which the conjectured triangular Gröbner basis structure holds or identify any exceptions, thereby establishing

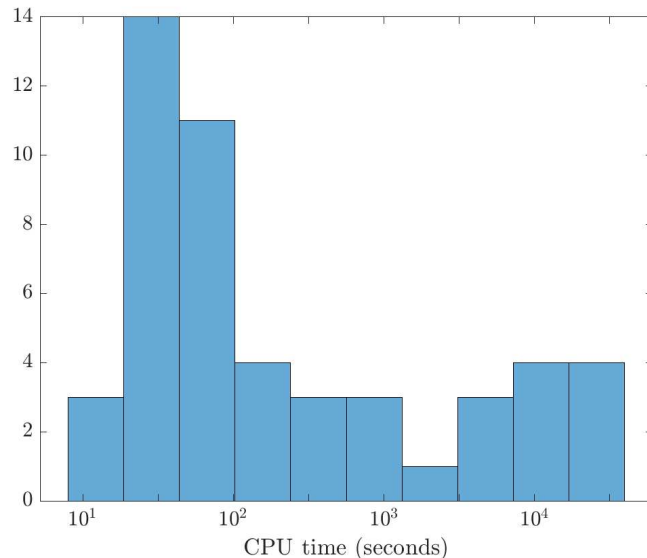


Fig. 3 Histogram for the CPU times in logarithmic scale for the computation of the Gröbner basis with symbolic c_4 with lexicographic ordering varying the variable priorities.

a rigorous framework for this structured Gröbner approach. We also aim to accelerate Gröbner basis computations by leveraging the knowledge on the Gröbner basis structure and by defining a variable order that respects each network’s stoichiometric organization—for instance, placing a “key” species last so that the associated variable is the one that appears in the univariate polynomial.

In addition, we plan to explore large-scale biological networks and investigate the numerical stability of parametric Gröbner bases, seeking parameter sets that guarantee unique solutions. Such uniqueness is particularly valuable for developing a robust drug-response simulator, where the effects of a therapeutic intervention can be reliably predicted based on well-defined system parameters, continuing the work in [5].

Declarations

Acknowledgments and Funding

This work was carried out within the framework of the project HubLife Science – Digital Health (LSH-DH) PNC-E3-2022-23683267 - Progetto DHEAL-COM – CUP:D33C22001980001, founded by Ministero della Salute within “Piano Nazionale Complementare al PNRR Ecosistema Innovativo della Salute - Codice univoco investimento: PNC-E.3”. The research was supported in part by the MUR Excellence Department Project awarded to Dipartimento di Matematica, Università di Genova, CUP D33C23001110001. FB, PF, MP and SS are members of “Gruppo Nazionale per il Calcolo Scientifico” (INdAM-GNCS). MV is supported by the Italian PRIN2020,

Grant number 2020355B8Y, “Squarefree Gröbner degenerations, special varieties and related topics”.

Conflict of interest

On behalf of all authors, the corresponding author states that there is no conflict of interest.

Author contribution

FB PF SS MP designed the study. PF run the simulations. MV PF and SS interpreted the results and wrote the original draft. All the authors revised and wrote the final version of the manuscript.

Appendix A CPU times analysis

In this appendix, we provide the raw data collected for the computational times discussed in Section 3. All computations were performed using Macaulay2 on the University of Melbourne’s cloud-based server.

References

- [1] Feinberg, M.: Chemical reaction network structure and the stability of complex isothermal reactors—i. the deficiency zero and deficiency one theorems. *Chemical Engineering Science* **42**(10), 2229–2268 (1987)
- [2] Voit, E.O.: Biochemical systems theory: A review. *ISRN Biomathematics* **2013**, 1–53 (2013) <https://doi.org/10.1155/2013/897658>
- [3] Berra, S., La Torraca, A., Benvenuto, F., Sommariva, S.: Combined newton-gradient method for constrained root-finding in chemical reaction networks. *Journal of Optimization Theory and Applications* **200**(1), 404–427 (2024) <https://doi.org/10.1007/s10957-023-02323-z>
- [4] Angeli, D., De Leenheer, P., Sontag, E.D.: A petri net approach to the study of persistence in chemical reaction networks. *Mathematical Biosciences* **210**(2), 598–618 (2007) <https://doi.org/10.1016/j.mbs.2007.07.003>
- [5] Sommariva, S., Berra, S., Biddau, G., Caviglia, G., Benvenuto, F., Piana, M.: In-silico modelling of the mitogen-activated protein kinase (MAPK) pathway in colorectal cancer: mutations and targeted therapy. *Frontiers in Systems Biology* **3** (2023) <https://doi.org/10.3389/fsysb.2023.1207898>
- [6] Cox, D., Little, J., O’Shea, D.: *Ideals, Varieties, and Algorithms*, 4th edn. Springer, Cham, Switzerland (2015). <https://doi.org/10.1007/978-3-319-16721-3>

Variable Priorities	CPU Times (s)
x2,x9,x18,x13,x7,x4,x5,x12,x10,x1,x14,x15,x3,x19,x8,x16,x17,x6,x11	2934.33
x18,x3,x15,x4,x9,x11,x5,x17,x7,x2,x13,x10,x6,x8,x12,x1,x16,x14,x19	5082.17
x6,x16,x19,x15,x7,x5,x4,x8,x18,x12,x2,x10,x3,x11,x1,x17,x14,x13,x9	1293.69
x5,x17,x3,x15,x1,x8,x11,x7,x2,x14,x16,x9,x13,x4,x10,x18,x19,x6,x12	22154.60
x12,x13,x3,x2,x7,x10,x9,x16,x6,x15,x1,x14,x18,x17,x11,x4,x19,x8,x5	74.99
x1,x7,x4,x19,x6,x11,x14,x13,x8,x16,x2,x18,x12,x10,x17,x5,x3,x9,x15	16.59
x10,x6,x19,x3,x11,x13,x8,x14,x15,x2,x5,x7,x17,x4,x1,x16,x18,x9,x12	17113.00
x17,x5,x18,x19,x10,x11,x1,x7,x4,x13,x12,x3,x8,x2,x16,x9,x6,x15,x14	12.37
x5,x14,x11,x7,x13,x1,x16,x4,x9,x15,x19,x8,x18,x12,x10,x6,x2,x3,x17	24.48
x18,x6,x7,x4,x14,x9,x19,x12,x8,x10,x3,x5,x15,x13,x11,x1,x17,x2,x16	21.23
x5,x13,x8,x17,x6,x9,x15,x2,x16,x14,x10,x1,x3,x12,x19,x7,x18,x4,x11	8616.78
x7,x8,x6,x19,x18,x4,x17,x10,x9,x14,x5,x12,x11,x16,x15,x13,x1,x3,x2	387.05
x6,x15,x13,x1,x5,x10,x11,x8,x18,x4,x2,x9,x17,x12,x14,x3,x19,x7,x16	53.95
x8,x1,x16,x10,x14,x17,x11,x18,x9,x6,x4,x19,x15,x5,x7,x2,x13,x3,x12	20084.30
x19,x8,x14,x15,x11,x10,x5,x9,x13,x3,x18,x12,x4,x2,x1,x16,x17,x6,x7	54.24
x9,x11,x2,x17,x18,x19,x4,x16,x12,x1,x13,x15,x7,x5,x6,x8,x3,x10,x14	16.67
x6,x7,x13,x12,x16,x2,x8,x3,x18,x1,x5,x19,x10,x4,x15,x14,x17,x11,x9	79.59
x12,x4,x6,x16,x13,x17,x10,x8,x15,x19,x1,x2,x7,x9,x14,x3,x5,x11,x18	14172.50
x3,x4,x18,x6,x1,x17,x5,x19,x15,x14,x12,x10,x11,x16,x2,x7,x8,x9,x13	34360.30
x12,x11,x18,x19,x1,x6,x8,x4,x7,x13,x5,x2,x16,x10,x14,x3,x9,x15,x17	23.88
x3,x9,x12,x16,x2,x15,x10,x8,x18,x13,x4,x6,x19,x7,x11,x14,x1,x5,x17	19.13
x19,x7,x8,x5,x2,x3,x1,x11,x18,x6,x17,x13,x16,x10,x14,x12,x4,x15,x9	388.04
x16,x4,x9,x13,x15,x7,x3,x2,x19,x5,x12,x17,x18,x8,x11,x10,x1,x14,x6	138.06
x7,x17,x15,x9,x6,x12,x19,x18,x5,x1,x10,x14,x11,x3,x13,x2,x8,x16,x4	102.75
x2,x4,x15,x5,x17,x18,x7,x3,x10,x13,x1,x8,x14,x11,x12,x6,x19,x16,x9	78.08
x6,x8,x9,x17,x3,x16,x2,x19,x13,x10,x5,x7,x4,x12,x11,x14,x18,x15,x1	94.63
x7,x3,x5,x6,x8,x9,x18,x10,x19,x13,x14,x12,x11,x2,x17,x4,x16,x1,x15	28.34
x9,x17,x10,x11,x15,x8,x1,x12,x6,x13,x2,x3,x14,x18,x5,x7,x19,x16,x4	239.29
x5,x15,x3,x14,x19,x6,x16,x8,x13,x10,x7,x17,x9,x4,x1,x12,x18,x11,x2	100.70
x3,x10,x14,x16,x1,x18,x9,x7,x17,x5,x2,x19,x4,x13,x15,x12,x6,x8,x11	4513.55
x12,x1,x18,x6,x9,x10,x5,x19,x11,x16,x14,x4,x17,x7,x13,x3,x2,x15,x8	20.40
x11,x4,x9,x17,x3,x8,x10,x13,x15,x5,x2,x1,x12,x6,x18,x19,x14,x16,x7	68.41
x12,x17,x15,x18,x11,x3,x4,x14,x1,x9,x6,x19,x2,x5,x10,x8,x13,x7,x16	307.31
x19,x1,x6,x11,x10,x4,x14,x13,x17,x18,x12,x7,x15,x9,x5,x16,x2,x8,x3	34.28
x13,x11,x4,x10,x14,x6,x8,x7,x2,x18,x15,x3,x12,x16,x1,x19,x5,x17,x9	42.33
x4,x12,x5,x14,x8,x6,x18,x13,x3,x7,x10,x9,x1,x19,x11,x2,x17,x16,x15	24.22
x10,x13,x3,x7,x8,x11,x17,x5,x2,x16,x4,x9,x14,x12,x18,x6,x15,x1,x19	7014.19
x15,x10,x11,x19,x4,x3,x5,x13,x18,x2,x6,x14,x12,x16,x9,x17,x1,x8,x7	25.34
x8,x14,x18,x6,x9,x17,x5,x3,x4,x11,x12,x19,x1,x2,x7,x15,x16,x13,x10	9120.25
x5,x15,x2,x1,x9,x3,x13,x4,x17,x14,x7,x11,x18,x6,x19,x12,x16,x10,x8	229.22
x18,x8,x5,x15,x1,x3,x14,x13,x2,x19,x11,x7,x4,x10,x17,x12,x9,x6,x16	29.73
x6,x9,x8,x13,x4,x2,x7,x5,x3,x19,x16,x10,x11,x1,x15,x14,x12,x18,x17	834.58
x10,x4,x7,x11,x12,x15,x18,x6,x13,x19,x2,x16,x1,x9,x5,x14,x8,x17,x3	37.23
x15,x13,x3,x11,x4,x7,x9,x8,x18,x10,x19,x5,x12,x6,x16,x17,x2,x14,x1	30.28
x16,x1,x14,x6,x8,x12,x19,x10,x3,x4,x9,x11,x18,x2,x13,x5,x7,x15,x17	90.51
x1,x10,x13,x5,x19,x6,x17,x16,x4,x12,x18,x11,x7,x8,x3,x14,x15,x2,x9	20.40
x16,x15,x18,x1,x7,x10,x4,x3,x13,x2,x14,x9,x5,x12,x19,x11,x17,x8,x6	56.25
x16,x12,x15,x10,x17,x5,x18,x7,x8,x3,x1,x19,x2,x13,x9,x4,x14,x11,x6	8789.40
x1,x17,x13,x19,x16,x8,x2,x3,x7,x15,x4,x14,x11,x12,x10,x9,x18,x6,x5	63.60
x8,x2,x10,x14,x1,x16,x15,x3,x6,x11,x9,x12,x18,x5,x17,x13,x19,x4,x7	963.57

Table A1 CPU times for Gröbner basis computations with symbolic c_4 under different lexicographic monomial orderings, where each ordering ranks the variables in descending priority.

- [7] Buchberger, B.: Bruno Buchberger's PhD thesis 1965: An algorithm for finding the basis elements of the residue class ring of a zero dimensional polynomial ideal. *Journal of Symbolic Computation* **41**(3-4), 475–511 (2006) <https://doi.org/10.1016/j.jsc.2005.09.007>
- [8] Bardet, M., Faugère, J.-C., Salvy, B.: On the complexity of the f5 gröbner basis algorithm. *Journal of Symbolic Computation* **70**, 49–70 (2015) <https://doi.org/>

10.1016/j.jsc.2014.09.025

- [9] Kreuzer, M., Robbiano, L.: Computational Commutative Algebra. 1. Computational Commutative Algebra, p. 321. Springer, Berlin (2000). <https://doi.org/10.1007/978-3-540-70628-1>
- [10] Bayram, M.: A novel method for analyzing enzyme kinetic systems. Applied Mathematics and Computation **87**(2-3), 161–174 (1997)
- [11] Sadeghimanesh, A., Feliu, E.: Groebner bases of reaction networks with intermediate species. Advances in Applied Mathematics **107**, 74–101 (2019) <https://doi.org/10.1016/j.aam.2019.02.006>
- [12] Feliu, E., Henriksson, O.: Toricity of vertically parametrized systems with applications to reaction network theory. arXiv preprint arXiv:2411.15134 (2024) <https://doi.org/10.48550/arXiv.2411.15134>
- [13] Bini, D.A., Robol, L.: Solving secular and polynomial equations: A multiprecision algorithm. Journal of Computational and Applied Mathematics **272**, 276–292 (2014) <https://doi.org/10.1016/j.cam.2013.04.037>
- [14] Sadeghimanesh, A., Feliu, E.: Gröbner bases of reaction networks with intermediate species. Advances in Applied Mathematics **107**, 74–101 (2019) <https://doi.org/10.1016/j.aam.2019.02.006>
- [15] Conradi, C., Feliu, E., Mincheva, M., Wiuf, C.: Identifying parameter regions for multistationarity. PLoS Computational Biology **13**(10) (2017) <https://doi.org/10.1371/journal.pcbi.1005751>
- [16] Siegal-Gaskins, D., Franco, E., Zhou, T., Murray, R.M.: An analytical approach to bistable biological circuit discrimination using real algebraic geometry. Journal of the Royal Society Interface **12**(108) (2015) <https://doi.org/10.1098/rsif.2015.0288>
- [17] Gross, E., Harrington, H.A., Rosen, Z., Sturmfels, B.: Algebraic systems biology: A case study for the wnt pathway. Bulletin of Mathematical Biology **78**(1), 21–51 (2016) <https://doi.org/10.1007/s11538-015-0125-1>
- [18] Maclean, A.L., Harrington, H.A., Stumpf, M.P.H., Byrne, H.M.: Mathematical and statistical techniques for systems medicine: The wnt signaling pathway as a case study. Methods in Molecular Biology **1386**, 405–439 (2016) https://doi.org/10.1007/978-1-4939-3283-2_18