

Quantum Dynamics of Dissipative Polarizable Media

Frank Ernesto Quintela Rodriguez ^{1,*} Piero Lafiosca ¹ Tommaso Giovannini ² and Chiara Cappelli ^{1,3,†}

¹*Scuola Normale Superiore, Piazza dei Cavalieri, 7, Pisa, 56126, Italy*

²*Department of Physics, University of Rome Tor Vergata,
Via della Ricerca Scientifica 1, 00133, Rome, Italy*

³*IMT School for Advanced Studies Lucca, Piazza San Francesco 19, Lucca, 55100, Italy*

(Dated: January 22, 2025)

Classical polarizable approaches have become the gold standard for simulating complex systems and processes in the condensed phase. These methods describe intrinsically dissipative polarizable media, requiring a formal definition within the framework of open quantum systems. We present a Hamiltonian formulation for the quantum dynamics of polarizable sources based on a generalized theory of the damped harmonic oscillator, using pseudo-boson theory to characterize their coherent state dynamics. Exploiting the phase space formulation of quantum mechanics and the integrability of quadratic Hamiltonians, we derive a self-consistent relation for the emitted electric field of the polarizable medium under the semiclassical approximation, based on exact formulas for medium polarization. Finally, we derive the master equation describing the open dynamics of a quantum system interacting with the quantum polarizable medium, along with analytical expressions for correlation functions calculated over arbitrary Gaussian states.

CONTENTS

References

15

| | | | |
|--|----|---|----|
| I. Introduction | 2 | A. Equations of Motion for the Classical Polarizable Medium (CPM) | 17 |
| II. Generalized theory of the damped harmonic oscillator | 4 | 1. Non-dissipative CPM | 17 |
| A. Classical Dynamics | 4 | a. Fluctuating Charges/Fluctuating Dipoles force fields | 17 |
| B. Hamiltonian Formulation | 4 | b. Induced dipole force fields | 17 |
| C. Pseudo-Boson Decomposition and Bi-Coherent States | 5 | c. Continuum models | 18 |
| III. Applications | 6 | 2. Inclusion of decoherence | 18 |
| A. Polarization Signal from the Eigenvalues and Eigenvectors of $\sqrt{\mathcal{K}}$ | 6 | a. Atomistic CPM | 18 |
| B. Polarization Signal of Plasmonic Nanostructures | 7 | b. Continuum CPM | 18 |
| IV. Self-consistent electrical field in the semiclassical approximation | 10 | B. Hamiltonian in the expanding coordinates | 19 |
| A. Quantum Polarizable Medium (QPM) Dynamics in Phase Space | 10 | C. Classical Dynamics | 20 |
| B. Self-Consistent Electric Field | 11 | 1. Spectral Analysis | 21 |
| V. Open quantum dynamics in the Quantum Polarizable Medium | 12 | D. Hamiltonian Formulation in the Extended Variables | 22 |
| A. The Interaction Hamiltonian | 12 | 1. The Similarity Transformation | 22 |
| B. Master Equation for the Quantum Mechanics (QM) System | 13 | 2. Ehrenfest Dynamics | 23 |
| VI. Conclusions | 14 | E. Decomposition of dispersive and absorptive amplitudes | 24 |
| Acknowledgments | 14 | F. von Neumann equation for non-Hermitian Hamiltonians | 24 |
| Acronyms | 14 | G. The Delta Function | 25 |
| | | H. Field interacting with the Auxiliary Variables | 26 |
| | | 1. Formal integration | 27 |
| | | I. Quantities in the k, ω space | 27 |
| | | 1. Polarization | 27 |
| | | 2. Spatial Distribution and the Interaction Term | 29 |
| | | 3. List of Fourier Transforms | 29 |

* Email: frank.quintelarodriguez@sns.it

† Email: chiara.cappelli@sns.it

I. INTRODUCTION

Simulating the molecular properties of complex systems under the effects of external electromagnetic fields is a challenging topic in theoretical chemistry and condensed matter physics. Methods based on **QM** become computationally prohibitive for systems larger than a thousand atoms, limiting their applicability to real systems¹⁻³. A successful solution is multiscale modeling, which divides the system into a target and an environment⁴⁻⁹. The target, representing the relevant degrees of freedom, is modeled using an accurate quantum method, while the environment is modeled with a simpler approach focusing on its impact on the target dynamics^{10,11}. For instance, in Classical Polarizable Medium (**CPM**) methods, the quantum dynamics is approximated by considering polarization effects to external sources as the key factor for accurately describing most physicochemical phenomena¹².

CPM methods have become the golden standard for simulating complex systems and processes in the condensed phase thanks to the good compromise between accuracy and computational cost¹³. They have been amply applied in various research fields^{7,14-16}, including the simulation of the structural dynamics of large biomolecules¹⁷, chemical reactivity¹⁸ and optical properties of plasmonic materials^{12,19-26}. Furthermore, they have been coupled with **QM** methods in a multiscale framework for simulating structural and spectral properties of solvated systems^{27,28}, complex biomolecular structures^{7,13} and enhanced spectral signals of nanostructured plasmonic materials^{19,29,30}. Moreover, the investigation of plasmon-molecule hybrid states occurring in molecular systems strongly coupled to plasmonic nanocavities using **CPM** has been recently proposed³¹.

In all applications involving **CPMs**, energy transfer to an external system – whether it be a dissipative bath or a **QM** system in multiscale approaches – is inherently modeled. To formally describe this process, it is essential to refer to the theory of open quantum systems, a key aspect that has generally been overlooked in the literature³². In this work, we establish the theoretical foundations for treating any **CPM** within the framework of open quantum systems. Our theoretical framework bridges traditional **CPM** applications with quantum theory, expanding their utility for capturing complex **QM** processes. Our approach thus lays the groundwork for studying purely quantum phenomena, such as energy and information transfer, entanglement, and decoherence, using models commonly applied in condensed matter physics simulations.

A generic **CPM** is represented by a set of electrostatic variables consisting of:

- Time-dependent polarization sources $u_\alpha(t)$ indexed by $\alpha \in \{1, \dots, n\}$, representing electric charges, dipoles or multipoles.
- The coordinates $R_\alpha \in \mathbb{R}^3$ of the polarization

sources, assumed to be fixed and given in components by $R_{j\alpha}$, $j = 1, 2, 3$.

- Covariance matrices $\Sigma_\alpha \in \mathbb{R}^{3 \times 3}$ describing the spatial dispersion of the polarization sources, which, together with the coordinates, parametrizes a Gaussian distribution $G(r; R_\alpha, \Sigma_\alpha)$ describing the spatial distribution of the sources.

Table I specifies the electrostatic variables and polarization sources for widely used **CPM** approaches, which are further described in the Supplemental Material³³ (see also references^{12,14,22,24,26,34-50} therein). Within these approaches, each model establishes a relationship between the atomic/molecular structure and the polarizable sources, meaning there is no inherent one-to-one correspondence between the system's atomic structure and the number and position of the $u_\alpha(t)$ variables.

| Model | Electrostatic | Polarization | Decoherence | Refs. |
|--------------------|-----------------------|--------------|-------------|-------|
| FQ | - | q | - | 34 |
| FQF μ | - | q, μ | - | 39 |
| IPD/MMPol | q | μ | - | 36 |
| PE | q, μ, Θ, Ξ | μ | - | 41 |
| AMOEBa | q, μ, Θ | μ | - | 43 |
| DRF | q | μ | - | 42 |
| COSMO | - | σ | - | 45 |
| IEFPCM | - | σ | - | 46 |
| ω FQ | - | q | yes | 24 |
| ω FQF μ | - | q, μ | yes | 12 |
| DIM | q | μ | yes | 22 |
| BEM | - | σ | yes | 21 |

TABLE I: List of **CPM** models exploited in condensed matter simulations. They are specified in terms of permanent electrostatic quantities (charges q , dipoles μ , quadrupoles Θ , and octupoles Ξ) and polarization sources u_α (charges q , dipoles μ , surface charge density σ). For purely dissipative approaches, a decoherence term is considered.

While frozen in the spatial coordinate $R_\alpha \in \mathbb{R}^3$, the polarization sources $u_\alpha(t)$ are driven in time by an electric field $f_\alpha(t)$, which can be generated either by the **QM** target or an external source. The interaction strength between the polarization sources is represented by the matrix $K := K(\{R_\alpha\}, \{\Sigma_\alpha\})$, $K \in \mathbb{R}^{n \times n}$, which depends on the sources' spatial distribution and may also include an effective description of quantum tunneling^{24,26}. Decoherence mechanisms are effectively modeled by a diagonal matrix $\Gamma \geq 0$, $\Gamma \in \mathbb{R}^{n \times n}$ ^{15,22,24}, embodying the assumption of a memory-less dissipation. From a formal point of view, the **CPM** consists of a $(4n + 2)$ -tuple $\{u_\alpha(t), R_\alpha, \Sigma_\alpha, \Gamma, K, f_\alpha(t)\}$ verifying the non-homogeneous second-order linear differential equation

$$\ddot{u}(t) + 2\Gamma\dot{u}(t) + Ku(t) + f(t) = 0, \quad (1)$$

where we have used a vector notation for polarization sources. In what follows, we will allow Γ to be an arbitrary matrix, with the aim of extending its role in Eq. (1) to account for the Lorentz interaction mechanism^{51,52}, i.e., the effect of a uniform magnetic field. Although the above formulation emphasizes the atomistic nature of the polarization sources²⁷, a common theoretical framework can be found with continuum descriptions^{45,46,53}.

Here, we aim to formulate the dynamics of CPM, as described by Eq. (1), in terms of a quadratic Hamiltonian. The simplest example is obtained by setting $\Gamma = 0$, resulting in the following Hamiltonian:

$$H(t) = \frac{1}{2}\pi^T A \pi + \frac{1}{2}u^T A^{-1} K u + u^T A^{-1} f(t), \quad (2)$$

where A is the symmetric, invertible matrix that achieves the similarity transformation $K = AK^T A^{-1}$ ^{54,55}. In general, A can be obtained from the Jordan normal form decomposition of K , as will be discussed in detail later. When $K = K^T$, we trivially have $A = I$, which occurs for example in the so-called Fluctuating Charge (FQ) model⁵⁶ described in the Supplemental Material⁵⁷ (see also references³⁴⁻³⁹ therein). The difficulties in finding a Hamiltonian for Eq. (1) arise from the need to account simultaneously for the matrices Γ and K . This effort is illustrated by several approaches, including the time-dependent Caldirola-Kanai Hamiltonian⁵⁸⁻⁶⁰, the expanding coordinates Hamiltonian derived in the Supplemental Material⁶¹ (see also references^{24,54,62} therein), Bateman’s Hamiltonian, which governs the global dynamics of the system coupled to an auxiliary (dual) one^{63,64}, and the canonical formulation of balanced loss and gain systems^{51,52}, among others. Alternatively, following the Caldeira-Leggett model⁶⁵, a Hamiltonian can be derived by coupling the system degrees of freedom $u_\alpha(t)$ to a large ($n \rightarrow \infty$) bath of harmonic oscillators, which, assuming an Ohmic spectral density, allows us to recover Eq. (1) plus an additional noise term reflecting the fluctuation-dissipation relations characterizing the bath⁶⁶. The relation between this and some of the above approaches is discussed in Refs.⁶⁷⁻⁷¹.

For the differential equation in Eq. (1), all of the aforementioned approaches provide a quadratic Hamiltonian, each of which may be more or less convenient depending on the specific problem at hand—specifically, the trade-off between time-dependent approaches versus time-independent formulations of higher dimensionality. Here, we propose a different Hamiltonian approach, which adopts a method similar to Bateman’s, aimed at establishing a finite, time-independent Hamiltonian (if $f(t) = 0$) that governs the global dynamics of the system coupled to auxiliary degrees of freedom. Unlike the Caldeira-Leggett model, this method does not require taking the limit $n \rightarrow \infty$ in the auxiliary degrees of freedom, nor does it require the inclusion of a noise term in the dynamical equation, which may be undesired in a general modeling framework that is not constrained by the fluctuation-dissipation theorem. However, unlike

Bateman’s approach, our formulation will not assume prior information about the auxiliary variables; the dynamical information of the global system will be fully specified by Eq. (1).

The paper is organized as follows:

Section II presents the theoretical foundations of the paper. First, we show how Eq. (1) can be integrated in an expanded space, where a time-independent matrix $\sqrt{\mathcal{K}}$ encapsulates the spectral information of the dynamics. Second, a quadratic Hamiltonian is proposed and quantized under the criterion that its mean dynamics coincide with Eq. (1), thereby defining the QPM. The Hamiltonian is shown to provide a constant of motion (for $f(t) = 0$) equal to zero for all times, consistent with the system’s long-term energetics. Third, the Hamiltonian is transformed to a diagonal form in terms of pseudo-boson operators, allowing us to express the dynamics over the set of Bi-Coherent states.

Section III applies our theoretical results to the analysis of the polarization signal measurement. First, we derive the formulas for decomposing the polarization in terms of eigenvalues and eigenvectors. Second, by exploiting the spectral structure, we propose practical filtering methods to reproduce the polarization with a reduced number of eigenpairs.

Section IV presents the calculation of the semi-classical electric field emitted by a polarizable medium following an electric excitation. First, the QPM dynamics is formulated in phase space, providing a “classical” picture of the dynamics as well as tools for the analytical calculation of expectation values over arbitrary Gaussian States (GS), including the thermal state. Second, assuming the QPM interacts with a classical field, a self-consistent equation is derived for the emitted electric field in frequency-momentum space. Third, an explicit solution is found perturbatively, and its properties are discussed with a view toward possible applications for electric field enhancement in nanoplasmonic materials.

Section V formulates the open quantum dynamics of a QM system within the quantum polarizable medium (QPM). First, building on the results for classical electrostatic fields in Section IV, we derive the quantum interaction between the QM system and the QPM, including the auxiliary variables, which are used to define the quantum master equation. Second, we calculate the QPM correlation functions for arbitrary initial GS, focusing particularly on thermal states.

Section VI presents the conclusions of our work, followed by acknowledgments for financial support and contributions from our collaborators.

II. GENERALIZED THEORY OF THE DAMPED HARMONIC OSCILLATOR

A. Classical Dynamics

Introducing in Eq. (1) the auxiliary variable $v = \dot{u}$ ⁷²⁻⁷⁴ and taking its first and second derivatives, we obtain the following equations:

$$\ddot{u} + Ku + 2\Gamma v + f(t) = 0 \quad (3)$$

$$\ddot{v} + (K - (2\Gamma)^2)v - 2\Gamma Ku + (\dot{f}(t) - 2\Gamma f(t)) = 0, \quad (4)$$

where we are implicitly indicating the time dependence of the variables $u \equiv u(t)$ and $v \equiv v(t)$, and $v(t)$ is subject to the initial conditions $(v(0), \dot{v}(0)) = (\dot{u}(0), -Ku(0) - 2\Gamma\dot{u}(0))$. Defining the vector $x := [u \ v]^T$ and

$$\mathcal{K} := \begin{bmatrix} K & 2\Gamma \\ -2\Gamma K & K - (2\Gamma)^2 \end{bmatrix} \quad (5)$$

$$F(t) := [f(t) \ \dot{f}(t) - 2\Gamma f(t)]^T, \quad (6)$$

results the velocity independent equation

$$\ddot{x} + \mathcal{K}x + F(t) = 0 \quad (7a)$$

$$x(0) = [u(0) \ \dot{u}(0)]^T \quad (7b)$$

$$\dot{x}(0) = [\dot{u}(0) \ -Ku(0) - 2\Gamma\dot{u}(0)]^T. \quad (7c)$$

The homogeneous solution is constructed from linear combinations of the exponential functions

$$\exp\{\pm i\sqrt{\mathcal{K}}t\}, \quad \sqrt{\mathcal{K}} = i \begin{bmatrix} 0 & -I \\ K & 2\Gamma \end{bmatrix}, \quad (8)$$

with the coefficients determined from the initial conditions Eqs. (7b) and (7c). Note that, in the construction of the matrix $\sqrt{\mathcal{K}}$, no assumptions need to be made about the matrices K and Γ ; i.e., they can be non-real, non-invertible or even non-diagonalizable. In what follows, we will focus on the spectral features of such solutions.

Let $Sp\{\sqrt{\mathcal{K}}\}$ denote the set of eigenvalues of $\sqrt{\mathcal{K}}$. In the Supplemental Material⁷⁵ we prove a result that will play a central role in our analysis, namely that

$$Sp\{-\sqrt{\mathcal{K}}\} \subseteq \{\omega : \det(\omega^2 + 2i\omega\Gamma - K) = 0\} \cup \{0\}. \quad (9)$$

This will serve to characterize the spectral information of the polarizable sources $u(t)$ subject to a delta-like pulse, a point we will return to in Section III. This identity can be shown using the formula for the determinant of a block matrix:

$$\det \begin{bmatrix} A & B \\ C & D \end{bmatrix} = \det A \det(D - CA^{-1}B), \quad (10)$$

provided A is invertible.

B. Hamiltonian Formulation

In the extended variables system, Eq. (7), a Hamiltonian can be provided (similarly to Eq. (2)) by the function

$$H(t) = H_0 + H_1(t) \quad (11a)$$

$$H_0 = \frac{1}{2}\pi^T A\pi + \frac{1}{2}x^T A^{-1}\mathcal{K}x \quad (11b)$$

$$H_1(t) = x^T A^{-1}F(t) \quad (11c)$$

where $H_1(t)$ isolates the time-dependent contribution. Here A is the symmetric and invertible matrix yielding the similarity transformation^{54,76}

$$\mathcal{K} = A\mathcal{K}^T A^{-1}. \quad (12)$$

It can be determined from the Jordan normal form decomposition of \mathcal{K} ⁷⁶,

$$\mathcal{K} = P_1 J_{\mathcal{K}} P_1^{-1}, \quad J_{\mathcal{K}} = \text{diag}[J_1 \ J_2 \ \dots \ J_s] \quad (13a)$$

$$A := P_1 P_2 P_1^T, \quad P_2 = \text{diag}[P_{2,1} \ P_{2,2} \ \dots \ P_{2,s}] \quad (13b)$$

$$P_2^T = P_2^{-1} = P_2, \quad (13c)$$

where the J_s are the Jordan blocks and $P_{2,s}$ are the *exchange matrices*, namely those with ones in the antidiagonal entries and zeros elsewhere:

$$P_{2,s} = \begin{bmatrix} 0 & 0 & \dots & 0 & 1 \\ 0 & 0 & \dots & 1 & 0 \\ \vdots & \vdots & \vdots & \ddots & \vdots \\ 1 & 0 & \dots & 0 & 0 \end{bmatrix} = P_{2,s}^{-1} = P_{2,s}^T, \quad (14)$$

with $\dim = s^2$ determined by the corresponding Jordan block.

Having encoded the CPM dynamics in terms of a Hamiltonian, we might ask for the possibility of quantizing it. Quantization of the medium polarization sources as bosons has been proposed in Refs.^{31,77-81}. Here, imposing the Canonical Commutation Relation (CCR)

$$[x_\alpha, \pi_\beta] = i\hbar\delta_{\alpha\beta}, \quad [x_\alpha, x_\beta] = [\pi_\alpha, \pi_\beta] = 0 \quad (15)$$

means interpreting the polarization sources dynamics in Eq. (1), and consequently Eq. (7), as the Ehrenfest dynamics of the quantum operators x_α , as derived in the Supplemental Material⁸² (see also references⁸³ therein).

From now on, the media described in terms of the quantized Hamiltonian will be referred to as Quantum Polarizable Media (QPM). A schematic representation is provided in Fig. 1. A notable property of this Hamiltonian system is that the time-independent part H_0 is not only a constant of motion, but evaluates to zero for all initial conditions. This can be derived by combining the identity Eq. (12) with $\pi(t) = iA^{-1}\sqrt{\mathcal{K}}x(t)$, which results from the Heisenberg equation. In other words, the energetic contribution $E(t) = \text{tr}\{H(t)\rho\} = \text{tr}\{H_1(t)\rho\}$ depends solely on the interaction term $H_1(t)$, and not on the isolated system H_0 .

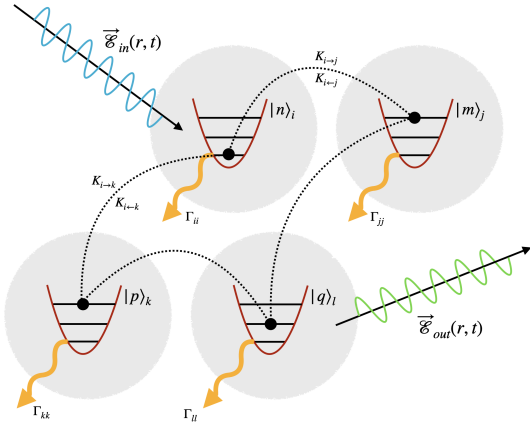


FIG. 1: Schematic representation of the QPM. It consists of a set of polarization sources whose spatial distribution is frozen (gray circles). Amplitudes are quantized (represented as parabolas with discrete levels) and evolve in time according to a quadratic Hamiltonian that encodes the interaction kernel K (dashed lines) and decoherence rates Γ (wavy arrows). The medium interacts with a classical electric field (blue wave), polarizing the sites, which then re-emit a classical electric field (green wave).

C. Pseudo-Boson Decomposition and Bi-Coherent States

Looking to Eq. (11), we can write the time-independent Hamiltonian as

$$H_0 = \frac{1}{2}\beta^T\beta + \frac{1}{2}\alpha^T P_2 J_{\mathcal{K}} \alpha, \quad (16)$$

where $\beta := \sqrt{P_2} P_1^T \pi$, $\alpha := P_1^{-1} x$, and

$$\sqrt{P_2} = \frac{(1+i)}{2} I + \frac{(1-i)}{2} P_2. \quad (17)$$

As consequence of the CCR, these operators verify

$$[\beta, \beta] = 0, \quad [\alpha, \alpha] = 0, \quad [\beta, \alpha] = -i\hbar\sqrt{P_2}. \quad (18)$$

In the case of \mathcal{K} diagonalizable, which is a common situation as the set of $2n$ -by- $2n$ diagonalizable matrices is dense in $\mathbb{C}^{2n \times 2n}$ ⁸⁴, results $J_{\mathcal{K}} = J_{\mathcal{K}}^T$ and $P_2 = I$. Then we can write the Hamiltonian in the canonical form

$$H_0 = \hbar \tilde{b}^T \sqrt{J_{\mathcal{K}}} b + \frac{\hbar}{2} \text{tr} \sqrt{J_{\mathcal{K}}}, \quad (19)$$

where b, \tilde{b} are the pseudo-Hermitian boson (shortly pseudo-boson) operators

$$b := \frac{1}{\sqrt{2\hbar}} (J_{\mathcal{K}}^{1/4} \alpha + i J_{\mathcal{K}}^{-1/4} \beta) \quad (20a)$$

$$\tilde{b} := \frac{1}{\sqrt{2\hbar}} (J_{\mathcal{K}}^{1/4} \alpha - i J_{\mathcal{K}}^{-1/4} \beta) \quad (20b)$$

verifying the commutation relation $[b_i, \tilde{b}_j] = \delta_{ij}$, with the product $N := \tilde{b}^T b$ acting as a pseudo-number operator. Note that in this representation, the spectrum of H_0 matches that of $\sqrt{\mathcal{K}}$, which, if real (e.g., for $K \geq 0$ and $\Gamma = 0$), recovers the boson algebra with $\tilde{b} = b^\dagger$. For a detailed discussion on the theory of pseudo-boson operators, we refer the reader to Refs.^{85–94}.

We can write the pseudo-boson operators b, \tilde{b} in terms of the coordinate and momentum operators as

$$b = \frac{1}{\sqrt{2\hbar}} (J_{\mathcal{K}}^{1/4} P_1^{-1} x + i J_{\mathcal{K}}^{-1/4} P_1^T \pi) \quad (21a)$$

$$\tilde{b} = \frac{1}{\sqrt{2\hbar}} (J_{\mathcal{K}}^{1/4} P_1^{-1} x - i J_{\mathcal{K}}^{-1/4} P_1^T \pi). \quad (21b)$$

Their corresponding coherent states are those verifying $b|\alpha\rangle = \alpha|\alpha\rangle$ and $\tilde{b}|\alpha\rangle' = \alpha|\alpha\rangle'$, for any $\alpha \in \mathbb{C}^{85}$. From these conditions and Eq. (21) we can find their coordinate representation $\psi_\alpha(x) = \langle x|\alpha\rangle$ and $\varphi_\alpha(x) = \langle x|\alpha\rangle'$, given by

$$\psi_\alpha(x) = N(\alpha) \exp\left\{\frac{1}{2}(x - \mu)^T \Sigma^{-1} (x - \mu)\right\} \quad (22)$$

$$\varphi_\alpha(x) = N'(\alpha) \exp\left\{-\frac{1}{2}(x - \mu)^T \Sigma^{-1} (x - \mu)\right\}, \quad (23)$$

where

$$\Sigma^{-1} := -\hbar^{-1} (P_1^{-1})^T \sqrt{J_{\mathcal{K}}} P_1^{-1} \quad \text{and} \quad \mu := P_1 J_{\mathcal{K}}^{-1/4} \alpha. \quad (24)$$

The normalization factor can be determined from the bi-orthogonality condition⁸⁹

$$\langle \psi_\alpha | \varphi_\alpha \rangle = 1 \Rightarrow \int_{\mathbb{R}^n} dx \psi_\alpha^*(x) \varphi_\alpha(x) = 1, \quad (25)$$

from which results

$$N^*(\alpha) N'(\alpha) = \det\{2\pi \Sigma_{\text{eff}}\}^{-\frac{1}{2}} \times \exp\left\{\frac{1}{2} \left[\mu^T \Sigma^{-1} \mu - (\mu^T \Sigma^{-1} \mu)^* - \mu_{\text{eff}}^T \Sigma_{\text{eff}}^{-1} \mu_{\text{eff}} \right]\right\}, \quad (26)$$

where $\mu \equiv \mu(\alpha)$ and $\Sigma \equiv \Sigma(\alpha)$ are functions of the amplitude of the coherent state. The effective mean vector μ_{eff} and covariance matrix Σ_{eff} are defined as follows:

$$\Sigma_{\text{eff}} := (-\Sigma^{-1})^* + \Sigma^{-1} \quad (27a)$$

$$\mu_{\text{eff}} := \Sigma_{\text{eff}} (-\Sigma^{-1})^* \mu^* + \Sigma^{-1} \mu. \quad (27b)$$

An easily verifiable fact is that evolution under the Hamiltonian in Eq. (19) preserves the coherent character of the state⁸⁵. Consequently, the evolved state can be determined by substituting $\alpha \mapsto e^{-it\sqrt{J_{\mathcal{K}}}} \alpha$ into Eqs. (22), (23), (26) and (27), along with a global multiplication by the exponential factor $\exp\{-\frac{it}{2} \text{tr} \sqrt{J_{\mathcal{K}}}\}$, namely

$$\psi_\alpha(x) \mapsto \exp\left\{-\frac{it}{2} \text{tr} \sqrt{J_{\mathcal{K}}}\right\} \psi_{\exp\{-it\sqrt{J_{\mathcal{K}}}\} \alpha}(x). \quad (28)$$

The complex amplitude of $\sqrt{J_{\mathcal{K}}}$ causes two kinds of damping (given $\text{Im}\sqrt{J_{\mathcal{K}}} > 0$) of the un-normalized coherent state: 1. Damping of $\psi_{\alpha}(x)$ into the ground state $\psi_0(x)$ (i.e., the coherent state with $\alpha = 0$); and 2. Global damping of the amplitude to zero. This latter effect is absorbed by the normalization coefficients $\mathcal{N}(\alpha_t)$ and $\mathcal{N}(\alpha_t)'$, which grow exponentially with increasing time, specifically $\mathcal{N}^*(\alpha_t)\mathcal{N}'(\alpha_t) \propto \exp\{t \text{tr}[\text{Im}\sqrt{J_{\mathcal{K}}}]\}$.

III. APPLICATIONS

A. Polarization Signal from the Eigenvalues and Eigenvectors of $\sqrt{\mathcal{K}}$

The quantity commonly used to measure the spectral information of polarizable sources is the imaginary part of the polarizability function, defined as:

$$\text{Im}\alpha_{\bar{s}}(\omega) := \text{Im}\left\{\sum_{\beta=1}^n R_{s_{\beta}\beta} u_{\beta}(\omega)\right\} \quad (29)$$

$$u_{\beta}(\omega) = \sum_{\nu=1}^n A_{\beta\nu}(\omega) f_{\nu}(\omega) \quad (30)$$

$$A(\omega) := (\omega^2 + 2i\omega\Gamma - K)^{-1} \in \mathbb{C}^{n \times n}. \quad (31)$$

where $R_{\bar{s}} := [R_{s_1 1}, \dots, R_{s_{\beta}\beta}, \dots, R_{s_n n}]^{\text{T}} \in \mathbb{R}^{n \times 1}$ and $f(\omega) = [f_1(\omega), \dots, f_{\beta}(\omega), \dots, f_n(\omega)]^{\text{T}} \in \mathbb{C}^{n \times 1}$. $s_{\beta} \in \{1, 2, 3\}$ indicates the spatial component of the coordinate vector and builds, consequently, the polarization tensor. We can rewrite Eq. (29) in a more compact way using the tensor product and trace operations,

$$\text{Im}[\alpha_{\bar{s}}(\omega)] = \text{Im}[\text{tr}\{A(\omega)f(\omega) \otimes R_{\bar{s}}\}]. \quad (32)$$

In Section II A, we have shown that all the spectral information of $A(\omega)$ is given by $\sqrt{\mathcal{K}} \in \mathbb{C}^{2n \times 2n}$. Within our newly developed formalism, we can compute the polarizability function as follows:

$$\begin{aligned} & \text{Im}\alpha_{\bar{s}}(\omega) \\ &= \text{Im}\left[\text{tr}\left\{(\omega^2 - \mathcal{K})^{-1} \begin{bmatrix} I & 0 \\ 0 & -i\omega - 2\Gamma \end{bmatrix} \begin{bmatrix} f(\omega) \\ f(\omega) \end{bmatrix} \otimes \begin{bmatrix} R_{\bar{s}} \\ 0 \end{bmatrix}\right\}\right]. \end{aligned} \quad (33)$$

From the Jordan decomposition $\mathcal{K} = PJP^{-1}$ and using the cyclic property of the trace we have

$$\text{Im}\alpha_{\bar{s}}(\omega) = \text{Im}\text{tr}\{(\omega^2 - J)^{-1}C_{\bar{s}}(\omega)\} \quad (34)$$

$$C_{\bar{s}}(\omega) := P^{-1} \begin{bmatrix} f(\omega) \otimes R_{\bar{s}} & 0 \\ -(i\omega + 2\Gamma)(f(\omega) \otimes R_{\bar{s}}) & 0 \end{bmatrix} P. \quad (35)$$

From now on we will assume that J is diagonal. To account for the $\text{Im}[\cdot]$ function in the above expressions,

it is convenient to introduce the following definitions

$$(\omega^2 - J)_k^{-1} = \mathcal{D}_k(\omega) + i\mathcal{A}_k(\omega) \quad (36a)$$

$$\mathcal{D}_k(\omega) := \frac{\omega^2 - \lambda'_k}{(\omega^2 - \lambda'_k)^2 + (\lambda''_k)^2} \quad (36b)$$

$$\mathcal{A}_k(\omega) := \frac{\lambda''_k}{(\omega^2 - \lambda'_k)^2 + (\lambda''_k)^2}, \quad (36c)$$

where $\mathcal{A}_k(\omega)$ and $\mathcal{D}_k(\omega)$ stand for the absorptive and dispersive contributions of the k th-eigenvalue of J , namely $\lambda_k = \lambda'_k + i\lambda''_k$. Using the identities $\text{Im}[ab] = \text{Im}[a]\text{Re}[b] + \text{Re}[a]\text{Im}[b]$ and $\text{Im}[\sum_k a_k] = \sum_k \text{Im}[a_k]$ we have

$$\text{Im}\alpha_{\bar{s}}(\omega) = \sum_{k=1}^{2n} \mathcal{A}_k(\omega)S_{\bar{s}k}^{\mathcal{A}}(\omega) + \mathcal{D}_k(\omega)S_{\bar{s}k}^{\mathcal{D}}(\omega), \quad (37)$$

where

$$S_{\bar{s}k}^{\mathcal{A}}(\omega) := \text{Re}[C_{\bar{s},kk}(\omega)] \quad (38a)$$

$$S_{\bar{s}k}^{\mathcal{D}}(\omega) := \text{Im}[C_{\bar{s},kk}(\omega)] \quad (38b)$$

$$\sum_{k=1}^{2n} S_{\bar{s}k}^{\mathcal{A}}(\omega) + S_{\bar{s}k}^{\mathcal{D}}(\omega) = \text{tr}\{f(\omega)R_{\bar{s}}^{\text{T}}\}. \quad (38c)$$

Note that in Eq. (37), the coefficients $S_{\bar{s}k}^{\mathcal{A}}(\omega)$ and $S_{\bar{s}k}^{\mathcal{D}}(\omega)$ represent the amplitudes of the absorptive and dispersive contributions of λ_k , respectively. These coefficients exhibit two meaningful properties:

1. they depend on all the eigenvectors P of \mathcal{K} , which is indicative of a collective phenomenon, but are independent of the eigenvalues;
2. they are in a one-to-one correspondence to the eigenvalues, allowing us to use them to “weight” the contributions of λ_k to the polarization.

If the external force acting on the polarization sources is a kick pulse, i.e. $f(\omega) = f$ is a frequency-independent constant, the coefficients $S_{\bar{s}k}^{\mathcal{A}}(\omega)$ and $S_{\bar{s}k}^{\mathcal{D}}(\omega)$ become a linear function of the frequency ω , expressed as follows:

$$S_{\bar{s}k}^{\mathcal{A}}(\omega) = \text{Re}[I_k] - i\omega \text{Im}[A_k] \quad (39a)$$

$$S_{\bar{s}k}^{\mathcal{D}}(\omega) = \text{Im}[I_k] - i\omega \text{Re}[A_k] \quad (39b)$$

where $I, A \in \mathbb{C}^{2n}$ are the intercept and the angle of the linear function, defined by:

$$I_k := [I_{k,1} \ I_{k,2}]^{\text{T}} \quad (40a)$$

$$I_{k,1} := [(P^{-1})_{11} - 2(P^{-1})_{12}\Gamma](f \otimes R_{\bar{s}})P_{11}]_{kk} \quad (40b)$$

$$I_{k,2} := [(P^{-1})_{21} - 2(P^{-1})_{22}\Gamma](f \otimes R_{\bar{s}})P_{12}]_{kk} \quad (40c)$$

and

$$A_k := [A_{k,1} \ A_{k,2}]^{\text{T}} \quad (41a)$$

$$A_{k,1} := [(P^{-1})_{12}(f \otimes R_{\bar{s}})P_{11}]_{kk} \quad (41b)$$

$$A_{k,2} := [(P^{-1})_{22}(f \otimes R_{\bar{s}})P_{12}]_{kk}, \quad (41c)$$

where $P = \begin{bmatrix} P_{11} & P_{12} \\ P_{21} & P_{22} \end{bmatrix}$. For a derivation of these equations see the Supplemental Material⁹⁵.

B. Polarization Signal of Plasmonic Nanostructures

In this section, we study the optical response of two plasmonic systems: a Silver cluster composed of 147 atoms in an icosahedral shape (Ag_{147}) and a graphene disk with a diameter of 10 nm (GD10), depicted in Figs. 2a and 2d, respectively. For each system, we consider a “regular” structure with the highest symmetry and a “random” structure, obtained by perturbing each atom’s position with a random vector in the space for Ag_{147} and on the graphene plane for GD10, with a maximum displacement of 0.5 Å. In Figs. 2a and 2d, the regular structure is represented by red atoms, while blue atoms represent the random structure. The optical response of Ag_{147} is simulated using the $\omega\text{FQF}\mu$ model with parameters proposed in Refs.^{12,47}, while for the GD10 we use the ωFQ method with parameters proposed in Ref.²⁶. GD10 contains 2990 Carbon atoms, each represented in the ωFQ approach by a single charge, leading to a matrix order of 5980. In the case of Ag_{147} , in the real-time formulation of the $\omega\text{FQF}\mu$ method, each Silver atom is described by one charge and five dipoles, which represent the partitioning of the interband polarizability in terms of Drude-Lorentz oscillators⁴⁷. Therefore, we have 16 coordinates for each atom, leading to a total matrix order of 4704.

We calculate the zz component of the imaginary part of the polarizability function, where the z axis is indicated in Fig. 2a. The z -axis serves as a symmetry axis for Ag_{147} and lies on the molecular plane for GD10. The investigated frequency range is from 0 to 7 eV with a step of 0.01 eV for Ag_{147} and from 0 to 1 eV with a step of 0.001 eV for GD10. In Figs. 2b and 2e we report $\text{Im } \alpha_{zz}(\omega)$ normalized to 1 in the given frequency range, as calculated for the regular Ag_{147} (solid blue lines). The real part of the eigenvalues of $\sqrt{\mathcal{K}}$ is reported with red vertical lines at the bottom of each figure. We notice that the polarizability function is characterized by a strong plasmon resonance absorption peak at 3.63 eV¹². In comparison, from 4 eV and above the interband absorption mechanism dominates the spectral response leading to a broad and increasing absorption band¹². The real part of the eigenvalue distribution of $\sqrt{\mathcal{K}}$ is mostly concentrated close to the plasmon peak.

From Eq. (37), we can investigate what is the relative contribution of the absorptive and dispersive portions, i.e. in which only the $\mathcal{A}_k(\omega)S_{\bar{s}k}^{\mathcal{A}}(\omega)$ or $\mathcal{D}_k(\omega)S_{\bar{s}k}^{\mathcal{D}}(\omega)$ terms are retained in the summation over the eigenpairs, respectively. The absorptive contribution is reported in Fig. 2b with a dotted orange line, while the solid green line represents the dispersive contribution. It can be noticed that for the regular Ag_{147} the absorptive part dominates the polarization function and it is always positive on the frequency range, while the dispersive part introduces a relatively small and negative correction, with an inflection point on the plasmon peak. In the case of GD10, the polarizability function in Fig. 2e presents a strong absorption peak at 0.255 eV, and a series of little

features at higher frequencies, which can be associated with high-order multipolar plasmon resonances⁴⁸. We notice that the eigenvalue distribution of $\sqrt{\mathcal{K}}$ is dense and seemingly uniform at given regions, and that the dispersive contribution to the polarization function is negligible across the whole frequency range.

Moving to the random case, we notice that for Ag_{147} in Fig. 2c the geometric perturbation has a limited impact on the polarizability function, in particular by shifting the plasmon absorption peak at 3.58 eV and by slightly increasing the relative contribution of the dispersive portion. Furthermore, the eigenvalue distribution becomes more uniform in the frequency range, especially between 3 and 4 eV. On the other hand, the randomization of the GD10 atoms in the molecular plane has a huge effect on the polarizability signal as reported in Fig. 2f. Here, we observe a broad and crowded absorption band with a maximum located at 0.186 eV.

As the next step, we investigate the possibility of reproducing the polarization signal of the chosen plasmonic nanostructures using reduced dimensionality, i.e., by selecting a subset of the eigenvectors and eigenvalues in Eq. (37). To achieve this, we consider two filtering approaches for selecting specific eigenpairs: 1) Eigenvalue Filter (EF), in which the pair (λ_k, v_k) is selected if $|\text{Re } \lambda_k|$ lies in a given frequency range; and 2) Intercept Filter (IF), in which the pair (λ_k, v_k) is selected if $|\text{Re } I_k|$ exceeds a given threshold, with I_k given by Eq. (40). The EF is in principle able to select all the relevant contributions of the spectrum to the polarization function in a given frequency range, given the decay properties of $\mathcal{D}_k(\omega)$ and $\mathcal{A}_k(\omega)$ (see Eqs. (36b) and (36c)). On the other hand, we have shown that in the case of a kick pulse, the absorptive contribution dominates the polarization function over the whole frequency range for Ag_{147} and GD10, therefore $S_{\bar{s}k}^{\mathcal{A}}(\omega)$ and thus $\text{Re}\{I_k\}$ can be used to select only the most relevant eigenvectors (see Eqs. (39a) and (39b)).

In Fig. 3 we report the reconstruction of the polarizability function by using various frequency ranges for the EF (panels a,c) and thresholds for IF (panels b, d) in the case of Ag_{147} structures. We start with the EF on the regular Ag_{147} structure, reported in panel a of Fig. 3. The frequency range is centered on the plasmon absorption peak at 3.63 eV, and we notice that 70 eigenvalues (dotted red line) are sufficient to reconstruct the absorption peak also from the quantitative point of view, and no improvement is obtained by taking 352 eigenvalues (dashed purple line). Outside the filtering frequency range the polarization function becomes rapidly zero, and no contributions to the interband portion are obtained. Moreover, we notice that the EF does not converge uniformly with the number of eigenvalues, as enlarging the filter range from 2 to 5 eV (dotted orange line) causes the polarizability function to acquire some negative contributions around the plasmon peak, worsening the agreement with the reference function.

Moving to the IF approach, in panel b of Fig. 3 we

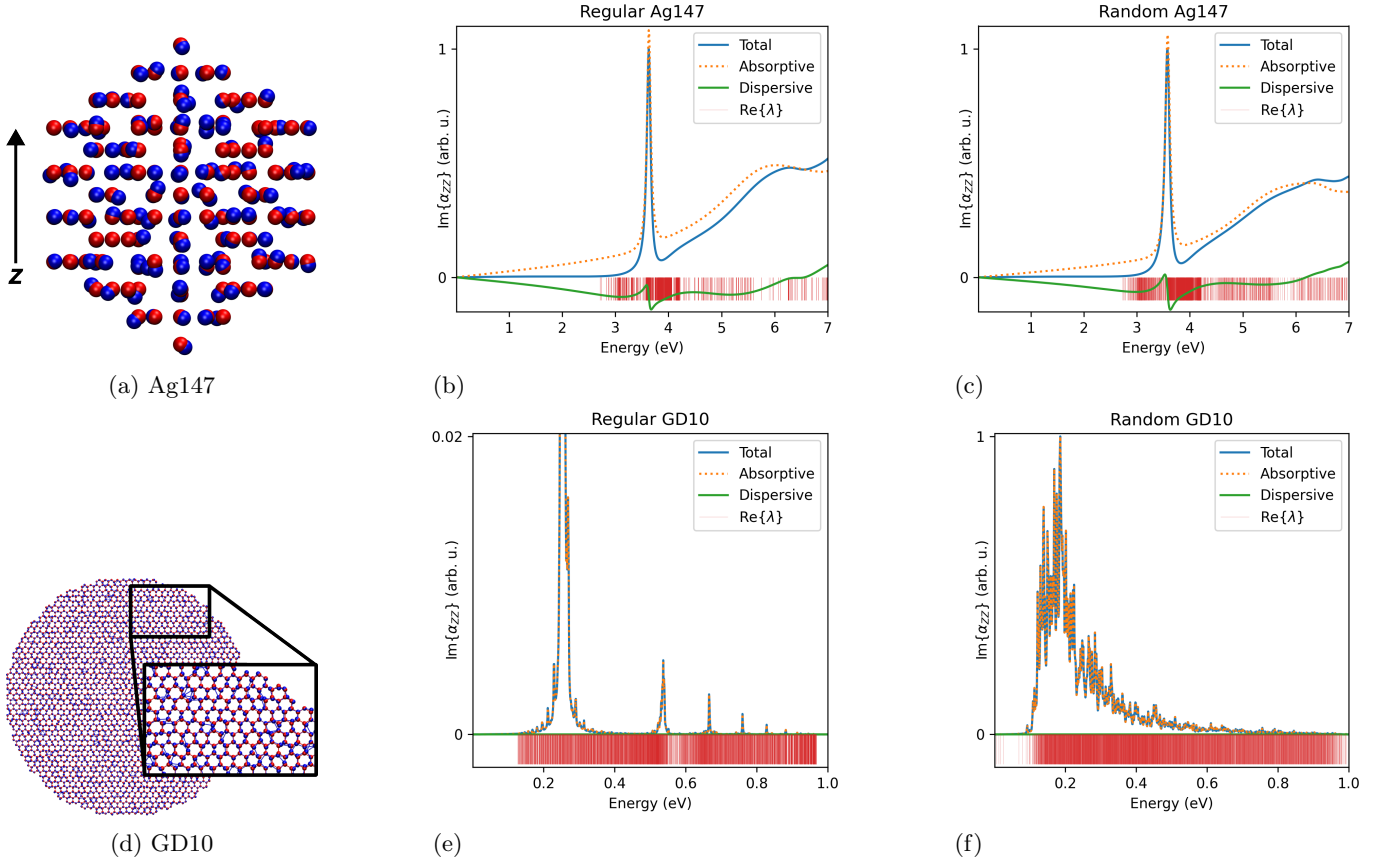


FIG. 2: Simulated optical response of two plasmonic systems: a Silver cluster composed of 147 atoms in an icosahedral shape (Ag_{147} ; Fig. 2a) and a graphene disk with a diameter of 10 nm (GD10; Fig. 2d). Red and blue atoms indicate the standard and perturbed structures, respectively, with the latter incorporating noise in the atomic positions. The simulated signal consists of the zz -component of the imaginary part of the polarizability function, plotted along the vertical axis as a function of the incident field frequency, shown on the horizontal axis. The optical response of Ag_{147} is simulated in Figs. 2b and 2c using the $\omega\text{FQF}\mu$ method, following the parametrization proposed in Refs. ^{12,47}. Similarly, in Figs. 2e and 2f, the optical response of GD10 is simulated using the ωFQ method, with its parametrization reported in Ref. ²⁶. The plotted signals differentiate between the Absorptive and Dispersive contributions, while the real part of the eigenvalues of $\sqrt{\mathcal{K}}$ is shown as red vertical lines at the bottom of each figure.

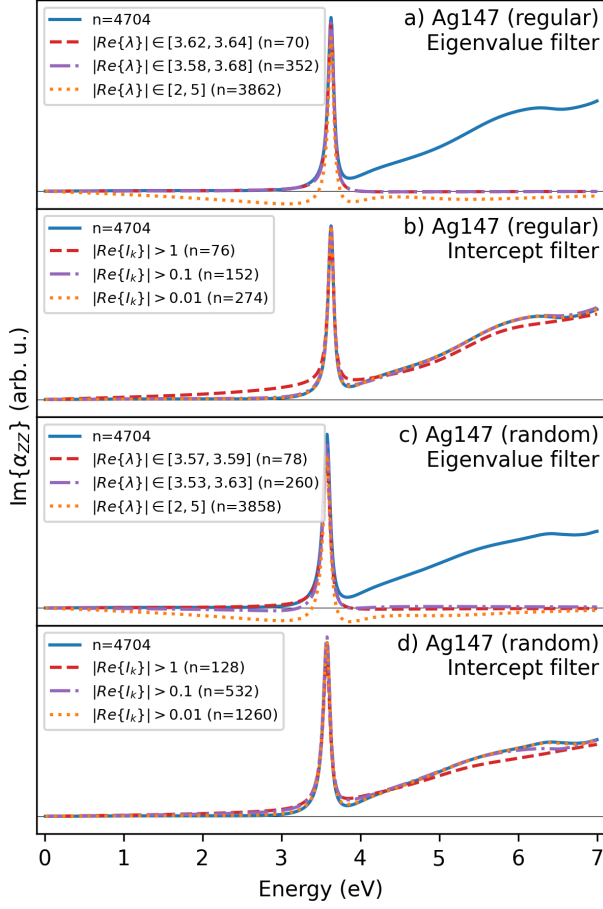


FIG. 3: Reconstruction of the optical response of the icosahedral Ag_{147} structure by filtering mode contributions to the signal, using various frequency ranges for the **EF** (panels a,c) and thresholds for **IF** (panels b, d). The signals of the standard and perturbed structure are shown in panels (a,b) and panels (c,d), respectively.

notice that 76 eigenvalues (dashed red line) are sufficient to have a good description of the absorption profile across the whole frequency range since we are selecting the largest values of $S_{sk}^{\mathcal{A}}(\omega)$ contributing to the polarization function. Moreover, the **IF** approach can be systematically improved by reducing the threshold value, and a uniform convergence is achieved.

In the case of a perturbed Ag_{147} structure, for the **EF** approach (panel c of Fig. 3), similar considerations to those of the regular Ag_{147} structure apply. Here, 78 eigenvalues concentrated near the plasmon peak at 3.58 eV are sufficient to achieve a quantitative match of the polarizability function in the immediate surroundings, although the convergence remains non-uniform as the number of eigenvalues increases. Moving to the **IF** approach (panel d of Fig. 3), we observe that using the same thresholds as for the regular Ag_{147} results in more eigenvalues being extracted. In the smallest batch, 128 eigenvalues are obtained (dashed red line). This can be attributed to

the symmetry reduction in the perturbed Ag_{147} structure compared to the regular Ag_{147} structure.

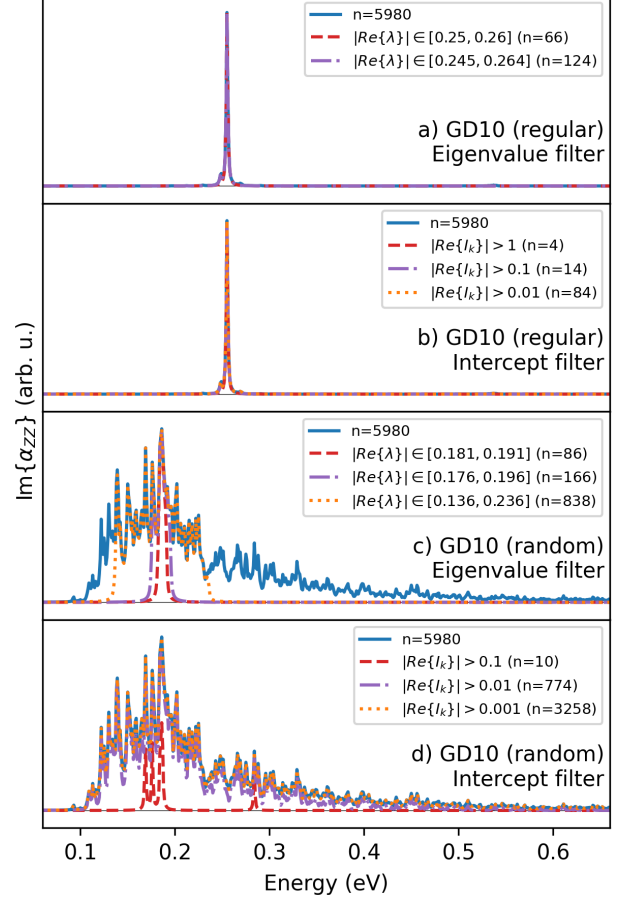


FIG. 4: Reconstruction of the optical response of the GD10 structure by filtering mode contributions to the signal, using various frequency ranges for the **EF** (panels a,c) and thresholds for **IF** (panels b, d). The signals of the standard and perturbed structure are shown in panels (a,b) and panels (c,d), respectively.

In Fig. 4 we report the reconstruction of the polarizability function for the GD10 structures. Starting with the regular GD10 system (panels a, b), we observe that both **EF** and **IF** approaches can be effectively adopted to quantitatively reproduce the polarization function at the absorption peak located at 0.255 eV, requiring only a limited number of eigenvalues— up to just 4 by using the **IF** method.

In the case of the perturbed GD10 structure, the **EF** approach (panel c) adopted using larger frequency ranges leads to a better description of the absorption band locally, and the polarization function quickly becomes zero outside the selected range. Here, the **EF** approach can be systematically improved, and a monotonic convergence is observed, in contrast to the Ag_{147} case. On the other hand, the **IF** approach (panel d) allows for a more uniform description of the polarizability function across the

whole frequency range, even though more than 10 % of the eigenpairs are needed to have a good description, as with a threshold value of 0.01 (dashed purple line, 774 eigenvalues).

IV. SELF-CONSISTENT ELECTRICAL FIELD IN THE SEMICLASSICAL APPROXIMATION

A. QPM Dynamics in Phase Space

The quantum dynamics of the QPM over arbitrary GS can be effectively analyzed using the phase-space representation, which simplifies the description of the dynamics. In the Schrödinger picture, a time-dependent Hamiltonian $H(t)$ governs the evolution as follows:

$$\rho_t = U_t \rho_0 U_t^{-1} \quad (42)$$

$$U_t = \mathcal{T} e^{-i/\hbar \int_0^t H(\tau) d\tau} \quad (43)$$

$$\langle \mathcal{O} \rangle_t = \text{tr}\{\mathcal{O} \rho_t\}, \quad (44)$$

where ρ_t is the density matrix with the time dependence indicated by the subscript t , \mathcal{O} is an arbitrary operator and U_t the evolution operator with \mathcal{T} indicating the synchronously time-ordered exponential⁹⁶. The replacement of U_t^\dagger with U_t^{-1} is motivated by the possibility of non-Hermitian Hamiltonian evolutions⁹⁷. Moreover, it can be verified that the density matrix in Eq. (42) evolves according to the von Neumann equation $\frac{d}{dt} \rho(t) = -\frac{i}{\hbar} [H(t), \rho(t)]$ ⁹⁸. Defining the canonical operator as $q := [\pi \ x]^\text{T}$ with $\dim = 2N$, where $N = 2n$, and the matrices

$$\mathcal{B} := \begin{bmatrix} A & 0 \\ 0 & A^{-1} \mathcal{K} \end{bmatrix} \quad (45)$$

$$\mathcal{C}_t := [0 \ A^{-1} F_t]^\text{T}, \quad (46)$$

we can rewrite the QPM Hamiltonian (Eq. (11)) as

$$H(t) = \frac{1}{2} q^\text{T} \mathcal{B} q + q^\text{T} \mathcal{C}_t, \quad (47)$$

where $\mathcal{B} = \mathcal{B}^\text{T}$ is time-independent. The vector components q_ξ are operators verifying the CCR

$$[q_\xi, q_\eta] = -i\hbar J_{\xi\eta}, \quad \xi, \eta \in \{1, \dots, 2N\}, \quad (48)$$

where $J = \begin{bmatrix} 0 & I \\ -I & 0 \end{bmatrix}$ is the standard symplectic matrix in $\mathbb{R}^{2N \times 2N}$, I the identity in $\mathbb{R}^{N \times N}$ and $J^\text{T} = J^{-1} = -J$.

The dynamics generated by the Hamiltonian in Eq. (47) can be described in terms of the integrals of motion (which do not assume hermiticity of the Hamiltonian)⁹⁹

$$q(t) = U_t q U_t^{-1} = \Lambda_t q + \Delta_t, \quad (49)$$

where

$$\Lambda_t = \exp\{J\mathcal{B}t\}, \quad \Lambda_0 = E := \begin{bmatrix} I & 0 \\ 0 & I \end{bmatrix} \quad (50)$$

$$\dot{\Delta}_t = \Lambda_t J \mathcal{C}_t, \quad \Delta_0 = 0 := [0_n \ 0_n]^\text{T}, \quad (51)$$

and the matrix Λ_t is symplectic for every time t , with $\Lambda_t^{-1} = J \Lambda_t^\text{T} J^\text{T}$ ¹⁰⁰. In the Heisenberg picture, the canonical operator reads^{97,99}

$$q_H(t) := U_t^{-1} q U_t = \Lambda_t^{-1} (q - \Delta_t), \quad (52)$$

whose expectation value is given by

$$\langle q \rangle_t = \Lambda_t^{-1} (\langle q \rangle_0 - \Delta_t). \quad (53)$$

In the phase-space representation of quantum mechanics, Eqs. (49) to (51) fully specify the state of the system at any time¹⁰⁰. There, the density matrix ρ_t is represented by a distribution $W_t(z)$, known as the Wigner function, where the vector $z \in \mathbb{R}^{2N}$ lists the momenta and coordinates. For an arbitrary initial state $W_0(z)$, the unitary evolution resulting from a quadratic Hamiltonian (see Eq. (47)) is such that⁹⁹

$$W(z, t) = W_0(\Lambda_t z + \Delta_t). \quad (54)$$

In the phase space, the evolution governed by the QPM Hamiltonian coincides with that of its classical counterpart (obtained by taking $\hbar \rightarrow 0$ in the CCR), a property characteristic of quadratic Hamiltonians¹⁰⁰. As a result, all quantum information is encoded in the system's initial state. Notably, the key distinction between CPM and QPM lies in the latter's ability, at least in principle, to be initialized in a nonclassical state, such as a Schrödinger cat state⁹⁹. However, this does not complicate the evolution, as the resulting dynamics remain independent of the initial state, as demonstrated by Eq. (54).

In addition, the class of Gaussian Wigner functions remains closed under evolutions generated by quadratic Hamiltonians. Specifically, the Wigner function is given by

$$W(z, t) = |\det\{2\pi M_t\}|^{-1/2} \exp\left\{-\frac{1}{2} (z - \langle q \rangle_t)^\text{T} M_t^{-1} (z - \langle q \rangle_t)\right\}, \quad (55)$$

where $M_t := \Lambda_t^{-1} M_0 (\Lambda_t^{-1})^\text{T}$. For Gaussian states, the following identity can be proven^{83,101}

$$\langle \delta q (\delta q)^\text{T} \rangle_t = M_t + \frac{i\hbar}{2} J^\text{T}, \quad (56)$$

with $\delta q := q - \langle q \rangle_t$.

Before proceeding with further calculations, it is important to note that the evolution of the operator q under the symplectic matrix $\Lambda_t = \exp\{J\mathcal{B}t\}$ does not provide any new information beyond what was already known. This can be demonstrated by examining the roots of the characteristic polynomial $p_{J\mathcal{B}}(\lambda) = \det\{J\mathcal{B} - \lambda E\} = 0$,

where $J\mathcal{B} = \begin{bmatrix} 0 & A^{-1}\mathcal{K} \\ -A & 0 \end{bmatrix}$. These contain the relevant spectral information of Λ_t . Using the formula for the determinant of a block matrix and assuming $\lambda \neq 0$, we find that $p_{J\mathcal{B}}(\lambda) = \det\{\lambda + i\sqrt{\mathcal{K}}\} \det\{\lambda - i\sqrt{\mathcal{K}}\}$, leading to $\lambda \in Sp\{\pm i\sqrt{\mathcal{K}}\} \cup \{0\}$ or, in a more compact form:

$$Sp\{J\mathcal{B}\} = \pm Sp\{i\sqrt{\mathcal{K}}\}, \quad (57)$$

where the zero can be omitted based on Eq. (9). For a detailed derivation, refer to the Supplemental Material¹⁰².

B. Self-Consistent Electric Field

We now apply the above theoretical results to the calculation of relevant physical quantities, starting with the electrical field. When the QPM is excited by an external electric field, either generated by a QM system or an external source, the medium polarization sources are polarized and an electric field is re-emitted. This emitted field can, in turn, interact with the medium itself, generating a self-consistent interaction mechanism. Depending on the structure of the medium, the emitted field can be enhanced or suppressed in specific regions, which is key to various nanoplasmonic applications^{103–107}.

To determine the electric field emitted by the QPM, we resort to the semiclassical approximation, where the quantum matter evolution and the classical Maxwell equation for the propagating field, assuming nonmagnetic interactions, are related through⁹⁶

$$\nabla \times \nabla \times \vec{\mathcal{E}}(r, t) + \frac{1}{c^2} \frac{\partial^2}{\partial t^2} \vec{\mathcal{E}}(r, t) = -\frac{4\pi}{c^2} \frac{\partial^2}{\partial t^2} \vec{P}(r, t) \quad (58)$$

$$\vec{P}(r, t) = \text{tr}\left\{\vec{V}(r)\rho(t)\right\} \quad (59)$$

$$\frac{d}{dt}\rho(t) = -\frac{i}{\hbar}[H(t), \rho(t)] \quad (60)$$

$$H(t) = \frac{1}{2}q^T \mathcal{B}q + H_{\text{int}}(t). \quad (61)$$

Here, $\vec{P}(r, t)$ is the polarization, given as the expectation value of the dipole operator $\vec{V}(r)$, which, in components, is expressed as:

$$V_j(r) := \sum_{\alpha=1}^n R_{j\alpha} u_\alpha G(r; R_\alpha, \Sigma_\alpha). \quad (62)$$

This formula is obtained from the dipole approximation for the polarization⁹⁶, with an additional replacement of delta-like densities by the Gaussian functions $G(r; R_\alpha, \Sigma_\alpha)$. The interaction of the polarization sources $u_\alpha(t)$ with an external field is given by⁹⁶

$$H_1(t) = -\sum_{j=1}^3 \int_{\mathbb{R}^3} dr \mathcal{E}_j(r, t) V_j(r). \quad (63)$$

The Hamiltonian $H_1(t)$ determines, in turn, an interaction term $H_2(t)$ with the new variables $v_\alpha(t)$, resulting from the interaction term $x^T A^{-1} F(t)$ and Eq. (6). More explicitly, we have the following relations

$$F(t) = A \begin{bmatrix} h(t) \\ g(t) \end{bmatrix} \Leftrightarrow \begin{bmatrix} f(t) \\ \dot{f}(t) - 2\Gamma f(t) \end{bmatrix} = \begin{bmatrix} A_1 & A_2 \\ A_2^T & A_3 \end{bmatrix} \begin{bmatrix} h(t) \\ g(t) \end{bmatrix} \quad (64)$$

$$h_\nu(t) := -\sum_{j=1}^3 R_{j\nu} \int_{\mathbb{R}^3} dr \mathcal{E}_j(r, t) G(r; R_\nu, \Sigma_\nu), \quad (65)$$

where $A = \begin{bmatrix} A_1 & A_2 \\ A_2^T & A_3 \end{bmatrix}$, $A_1 = A_1^T$, $A_3 = A_3^T$ are given by Eq. (12), and $g(t)$ is the unknown to be determined from the classical field $h(t)$ and Eq. (64) through the vector-form differential equation

$$A_2 \dot{g}(t) - (A_3 + 2\Gamma A_2)g(t) = (A_2^T + 2\Gamma A_1)h(t) - A_1 \dot{h}(t). \quad (66)$$

For a step-wise derivation of this equation see the Supplemental Material¹⁰⁸. Equation (66) is formally solved in the frequency domain by

$$\tilde{g}(\omega) = \tilde{\mathcal{L}}(\omega) \tilde{h}(\omega) \quad (67)$$

$$\tilde{\mathcal{L}}(\omega) := -[A_3 + (i\omega + 2\Gamma)A_2]^{-1} [A_2^T + (i\omega + 2\Gamma)A_1], \quad (68)$$

where $\tilde{g}(\omega)$, $\tilde{h}(\omega)$ are the Fourier Transform (FT) of $g(t)$, $h(t)$, with

$$\tilde{h}_\nu(\omega) = -\frac{1}{(2\pi)^3} \sum_{l=1}^3 R_{l\nu} \int_{\mathbb{R}^3} dk \tilde{G}(-k; R_\nu, \Sigma_\nu) \tilde{\mathcal{E}}_l(k, \omega) \quad (69)$$

$$\tilde{G}(k; R_\alpha, \Sigma_\alpha) = \exp\left\{-ik^T R_\alpha - \frac{1}{2}k^T \Sigma_\alpha k\right\}. \quad (70)$$

Back to the time-domain, results the global Hamiltonian

$$H_{\text{int}}(t) = H_1(t) + H_2(t) = \sum_{\nu=1}^n x_\nu h_\nu(t) + x_{n+\nu} g_\nu(t) \quad (71)$$

$$g(t) = \mathcal{L}(t) \otimes h(t), \quad (72)$$

where $\mathcal{L}(t)$ is the FT of $\tilde{\mathcal{L}}(\omega)$ and the symbol \otimes indicates the convolution between the matrix $\mathcal{L}(t)$ and the vector $h(t)$, which is formally derived in the Supplemental Material¹⁰⁹.

The electric field is determined using the Green's function solution of Maxwell's equations in (k, ω) -space⁹⁶

$$\tilde{\mathcal{E}}_i(k, \omega) = \tilde{\mathcal{E}}_{\text{ext},i}(k, \omega) + \sum_{j=1}^3 \mathcal{G}_{ij}(k, \omega) \tilde{P}_j(k, \omega) \quad (73)$$

$$\mathcal{G}_{ij}(k, \omega) = 4\pi \frac{\delta_{ij}\omega^2 - c^2 k_i k_j}{\omega^2 - c^2 |k|^2}, \quad k \in \mathbb{R}^3. \quad (74)$$

Substituting Eq. (62) into Eq. (59) and taking the FT results the polarization

$$\tilde{P}_j(k, \omega) = \sum_{\alpha=1}^n R_{j\alpha} \tilde{G}(k; R_\alpha, \Sigma_\alpha) \langle q \rangle_{N+\alpha}(\omega), \quad (75)$$

where the expectation value is taken over an arbitrary initial state (not necessarily Gaussian), resulting in the following analytical form (see the Supplemental Mate-

rial¹¹⁰):

$$\langle q \rangle(\omega) = 2\pi\delta(\omega E + iJ\mathcal{B}) \langle q \rangle_0 - i(\omega E + iJ\mathcal{B})^{-1} J \tilde{C}(\omega). \quad (76)$$

In the above expression, all quantum information is encoded in the system's initial state and enters through the expectation value $\langle q \rangle_0$, while the electric field appears in the quantity $\tilde{C}(\omega)$, given by

$$\tilde{C}(\omega) = [0 \quad 0 \quad \tilde{h}(\omega) \quad \tilde{g}(\omega)]^T. \quad (77)$$

The self-consistent relation for the electric field $\tilde{\mathcal{E}}$ arises from its presence on both sides of Eq. (73), as can be traced through Eqs. (75) to (77) and the functional dependences $\tilde{h}[\tilde{\mathcal{E}}]$, $\tilde{g}[\tilde{\mathcal{E}}]$. Assuming that $\langle q \rangle_0 = 0$, we obtain the following expression:

$$\tilde{\mathcal{E}}_i(k, \omega) = \tilde{\mathcal{E}}_{ext,i}(k, \omega) + \sum_{j,l=1}^3 \sum_{\alpha=1}^n \mathcal{G}_{ij}(k, \omega) R_{j\alpha} \tilde{G}(k; R_\alpha, \Sigma_\alpha) \int_{\mathbb{R}^3} dk' T_{\alpha l}(-k', \omega) \tilde{\mathcal{E}}_l(k', \omega) \quad (78a)$$

$$T_{\alpha l}(k, \omega) := \frac{i}{(2\pi)^3} \sum_{\nu=1}^N \sum_{\beta=1}^n (\omega E + iJ\mathcal{B})_{N+\alpha, \nu}^{-1} (\delta_{\nu\beta} + \theta(\nu - n - 1) \mathcal{L}_{\nu-n, \beta}(\omega)) R_{l\beta} \tilde{G}(k; R_\beta, \Sigma_\beta), \quad (78b)$$

where $\theta(x)$ is the Heaviside function.

An iterative solution to Eq. (78) can be found by considering an external field of the form

$$\tilde{\mathcal{E}}_{ext,i}(k, \omega) = (2\pi)^3 \sum_p \mathcal{A}_{p,i}(\omega) \delta(k - k_p), \quad (79)$$

for which, to first order, results

$$(2\pi)^{-3} \tilde{\mathcal{E}}_i(k, \omega) = \sum_p \left(\mathcal{A}_{p,i}(\omega) \delta(k - k_p) + \sum_{j,l=1}^3 \sum_{\alpha=1}^n \mathcal{G}_{ij}(k, \omega) R_{j\alpha} \tilde{G}(k; R_\alpha, \Sigma_\alpha) T_{\alpha l}(-k_p, \omega) \mathcal{A}_{p,l}(\omega) \right). \quad (80)$$

In light of this formula, we can study the spatial enhancement of the electric field in terms of the spreading in k -space (yielding localization in r -space) as resulting from the superposition of the Gaussians $\tilde{G}(k; R_{\alpha/\beta}, \Sigma_{\alpha/\beta})$, mediated by the resonances of the matrix $(\omega E + iJ\mathcal{B})^{-1}$.

V. OPEN QUANTUM DYNAMICS IN THE QUANTUM POLARIZABLE MEDIUM

A. The Interaction Hamiltonian

We now aim to describe the open quantum dynamics of a QM system embedded in an environment of dissipative

quantum oscillators, here represented by the QPM. The total Hamiltonian is given by

$$H = H_S + H_0 + H_{\text{int}} \quad (81)$$

where H_S is the Hamiltonian of the QM system, $H_0 := \frac{1}{2} q^T \mathcal{B} q$ represents the isolated QPM with \mathcal{B} as defined in Eq. (45), and H_{int} the interaction Hamiltonian. The latter includes, but is not necessarily limited to, the electrostatic potential A_α generated by the QM system, which interacts with the charges u_α at sites R_α . Similarly to the discussed for the classical field $h(t)$ (see Section IV B), the potential A_α induces an interaction term with the auxiliary variables v_α , resulting in a Hamiltonian contribution $B_\alpha v_\alpha$.

The total interaction term is thus given by

$$H_{\text{int}} = \sum_{\alpha=1}^n A_\alpha u_\alpha + B_\alpha v_\alpha, \quad (82)$$

where $B_\alpha \equiv B_\alpha[A]$ is a function of all operators $\{A_\alpha\}_{\alpha=1, \dots, n}$, which represents the unknown to be determined. To determine B_α , we first express A_α as a time-dependent quantity in the interaction picture:

$$A_\alpha(t) = e^{iH_S t/\hbar} A_\alpha e^{-iH_S t/\hbar} = \sum_\omega e^{-i\omega t/\hbar} A_\alpha(\omega), \quad (83)$$

where $A_\alpha = \sum_\omega A_\alpha(\omega)$ with

$$A_\alpha(\omega) := \sum_{\varepsilon' = -\varepsilon = \omega} \Pi_\varepsilon A_\alpha \Pi_{\varepsilon'}, \quad (84)$$

and Π_ε is the projector onto the eigenbasis of the QM Hamiltonian. In deriving Eq. (83) we are using the identity $e^{i/\hbar H_S t} A_\alpha(\omega) e^{-i/\hbar H_S t} = e^{-i/\hbar \omega t} A_\alpha(\omega)$.

Next, we proceed to an important step, where the results derived for the classical field in Section IV B are applied: identifying the classical field $h_\alpha(t)$ with the mean value of the operator A_α over the evolved QM state $e^{-iH_S t/\hbar} \rho_S e^{iH_S t/\hbar}$, namely $h_\alpha(t) = \text{tr}\{A_\alpha \rho_S(t)\} = \langle A_\alpha(t) \rangle$, follows that $\langle B_\nu(t) \rangle = g_\nu(t)$, as these terms correspond to the interaction with u_α and v_ν , respectively. Then, in the frequency domain, $\langle B(\omega) \rangle = \tilde{\mathcal{L}}(\omega) \langle A(\omega) \rangle$, where $\tilde{\mathcal{L}}(\omega)$ is given by Eq. (68). As the trace is a linear operation and ρ_S is arbitrary, this equality implies

$$B_\alpha(\omega) = \sum_\nu \tilde{\mathcal{L}}_{\alpha\nu}(\omega) A_\nu(\omega). \quad (85)$$

By adding all frequencies, we can completely specify the interaction Hamiltonian H_{int} in Eq. (82) with the term:

$$B_\alpha = \sum_{\omega, \nu} \tilde{\mathcal{L}}_{\alpha\nu}(\omega) A_\nu(\omega). \quad (86)$$

B. Master Equation for the QM System

The Markovian dynamics of the QM system embedded in a QPM is governed by the Master equation, which in the interaction picture reads¹¹¹

$$\frac{d}{dt} \rho_S(t) = -\frac{i}{\hbar} [H_{LS}, \rho_S(t)] + \mathcal{D}(\rho_S(t)). \quad (87)$$

Here, $\rho_S(t)$ is the QM density matrix, H_{LS} is the Lamb shift, and $\mathcal{D}(\cdot)$ is the dissipator. The dissipator is a superoperator that accounts for the decoherence induced by H_0 on the system ρ_S , and it is given by

$$\mathcal{D}(\rho_S) = \hbar^{-2} \sum_\omega \sum_{\alpha, \beta=1}^N \gamma_{\alpha\beta}(\omega) \left(O_\beta(\omega) \rho_S O_\alpha^\dagger(\omega) - \frac{1}{2} \{ O_\alpha^\dagger(\omega) O_\beta(\omega), \rho_S \} \right), \quad (88)$$

where the sum runs over $N = 2n$ variables of the QPM, namely u_α and v_α . The system operators $O_\alpha(\omega)$, obtained from the interaction Hamiltonian H_{int} in Eq. (82), are given by:

$$O_\alpha(\omega) := \begin{cases} A_\alpha(\omega) & \alpha \leq n \\ B_{\alpha-n}(\omega) & n < \alpha \leq 2n \end{cases}, \quad (89)$$

where $B_\alpha(\omega)$ is given in Eq. (85). We remind that, while A_α accounts for the interaction of the system with the

variables u_α , B_α describes the interaction with auxiliary variables v_α .

The functions $\gamma_{\alpha\beta}(\omega)$ appearing in the dissipator are referred to as correlation functions and are defined in terms of the operators q_α through the equations:

$$\gamma_{\alpha\beta}(\omega) := \Xi_{\alpha\beta}(\omega) + \Xi_{\beta\alpha}^*(\omega) \quad (90)$$

$$\Xi_{\alpha\beta}(\omega) := \int_{\mathbb{R}_{\geq 0}} dt \langle q_\alpha(t) q_\beta(0) \rangle \exp(it\omega), \quad (91)$$

where

$$q_\alpha(t) = e^{iH_0 t/\hbar} q_\alpha e^{-iH_0 t/\hbar}, \quad 1 \leq \alpha \leq 2n. \quad (92)$$

The Lamb shift H_{LS} consists of a Hermitian operator containing the bath-induced corrections to the system energies, and satisfies the identity $[H_S, H_{LS}] = 0$ ¹¹¹. It is given by the expression:

$$H_{LS} = \hbar^{-1} \sum_\omega \sum_{\alpha, \beta=1}^{2n} S_{\alpha\beta}(\omega) O_\alpha^\dagger(\omega) O_\beta(\omega), \quad (93)$$

where

$$S_{\alpha\beta}(\omega) := \frac{1}{2i} (\Xi_{\alpha\beta}(\omega) - \Xi_{\beta\alpha}^*(\omega)). \quad (94)$$

We now aim computing the matrix elements $\Xi_{\alpha\beta}(\omega)$, from which it can be calculated the correlation functions $\gamma_{\alpha\beta}(\omega)$ and the coefficients $S_{\alpha\beta}(\omega)$, via Eqs. (90) and (94). We assume that the QPM is initialized in a Gaussian state ρ_G under no external field, such that $\Delta_t = 0$ and $\text{tr}\{q_\alpha(t) \rho_G\} = 0$. From Eqs. (52), (56), (90) and (92), we have

$$\begin{aligned} \Xi(t) &:= \langle q_H(t) q^T \rangle_0 \\ &= \exp\{-J\mathcal{B}t\} \left(M_0 + \frac{i\hbar}{2} J^T + \langle q \rangle_0 \langle q \rangle_0^T \right), \end{aligned} \quad (95)$$

where this compact matrix notation allows the indices α, β of $\Xi_{\alpha\beta}(t)$ to run over the entire interval $\alpha, \beta = 1, \dots, 2N$, which is permitted for notational convenience, even though we are only concerned with $\alpha, \beta = 1, \dots, N$. This function explicitly depends on the eigenvalues $Sp\{J\mathcal{B}\} = Sp\{\pm\sqrt{\mathcal{K}}\}$, which encapsulate the dynamical contributions of the matrices K and Γ .

To compute the half-domain FT in Eq. (91), we use the identity

$$\lim_{\eta \rightarrow 0^+} \int_0^\infty dt e^{i(\Omega+i\eta)t} = i \lim_{\eta \rightarrow 0^+} (\Omega + i\eta)^{-1} \quad (96)$$

which, upon substituting $\Omega = \omega E + iJ\mathcal{B}$, gives:

$$\begin{aligned} \Xi(\omega) &= \\ &\hbar \lim_{\eta \rightarrow 0^+} \left((\omega + i\eta) E + iJ\mathcal{B} \right)^{-1} \left(M_0 + \frac{i\hbar}{2} J^T + \langle q \rangle_0 \langle q \rangle_0^T \right). \end{aligned} \quad (97)$$

For an initial thermal state in absence of an external field ($f_t = 0$ hence $\Delta_t = 0$), the covariance matrix and mean vector are given by⁹⁷

$$M_0 = \hbar \cot\left(\frac{\hbar\beta J\mathcal{B}}{2}\right) J^T, \quad \langle q \rangle_0 = 0. \quad (98)$$

Using the identities $\cot x = i \coth(ix)$ and $J^T = -J$, we find

$$\Xi(\omega) = \hbar \lim_{\eta \rightarrow 0^+} \left((\omega + i\eta)E + iJ\mathcal{B} \right)^{-1} \left(\coth\left(\frac{\hbar\beta iJ\mathcal{B}}{2}\right) + \frac{1}{2} \right) J. \quad (99)$$

Assuming that \mathcal{B} is independent of \hbar , meaning that the matrices K and Γ in Eq. (1) do not contain quantum information, the $\Xi(\omega)$ function in the classical limit reads

$$\lim_{\hbar \rightarrow 0} \Xi(\omega) = -2(\beta iJ\mathcal{B})^{-1} \lim_{\eta \rightarrow 0^+} \left((\omega + i\eta)E + iJ\mathcal{B} \right)^{-1} J^T. \quad (100)$$

Quantum corrections to this function can be accounted for perturbatively by expanding the hyperbolic cotangent function in Eq. (99) into a power series, thus yielding a generalization of the approach presented in Ref.³².

VI. CONCLUSIONS

In conclusion, we have presented a comprehensive theoretical framework for understanding the classical and quantum dynamics of polarizable media and their interaction with quantum systems. Our approach provides a unified perspective by incorporating key concepts from pseudo-boson theory, phase-space formulation, and open quantum systems, with potential applications in condensed matter physics and nanoplasmonic materials.

We began by presenting the theoretical foundations, demonstrating how the CPM defining equation can be integrated in an expanded space, where the spectral properties of the dynamics are encapsulated by a time-independent matrix, $\sqrt{\mathcal{K}}$. The formulation then introduces a quadratic Hamiltonian, quantized under the condition that its mean-field dynamics coincide with those of the CPM, thereby defining the QPM. This Hamiltonian was shown to yield a conserved quantity for the isolated system ($f(t) = 0$) and was subsequently diagonalized in terms of pseudo-boson operators. The diagonalization enabled us to express the dynamics over Bi-Coherent states, providing a deeper understanding of the system's behavior.

Building on these foundations, we applied our theoretical results to the analysis of polarization signal measurements. By deriving explicit formulas for decomposing the polarization in terms of the eigenvalues and eigenvectors of $\sqrt{\mathcal{K}}$, we established a method to organize and quantify their contributions to the spectral properties of the polarizable medium. This analysis provides valuable insights into the spectral structure of these systems, as

well as the role of individual eigenvalues in defining their response to external fields.

We then applied our formalism to derive the (semi-classical) electric field emitted by the polarizable medium following an electric excitation. The QPM dynamics was formulated in phase space, offering a classical analogy while enabling the analytical calculation of expectation values over arbitrary GS, including thermal states. Assuming interaction with a classical field, we derived a self-consistent equation for the emitted electric field in frequency-momentum space. This formulation led to a perturbative solution, whose analytical properties can be exploited to understand electric field enhancements in nanoplasmonic materials.

Finally, we formulated the open quantum dynamics of a QM system interacting with the QPM. Using the theoretical results obtained for classical electric fields, we derived the interaction Hamiltonian for the original and auxiliary variables, everything of which contribute to the quantum master equation. We provided analytical expressions for the QPM correlation functions, which are valid for arbitrary initial Gaussian states.

The combination of classical polarizable approaches with the quantum mechanical formulation highlights the versatility of this framework. These results not only generalize existing approaches but also open the door to novel applications across materials science, nanoplasmonics, condensed matter, and quantum technologies. For instance, the explicit solutions for electric fields could pave the way for advances in light-matter interaction, while the quantum master equation introduces new avenues for modeling dissipative quantum systems embedded in QPM. The correlation functions derived for GS offer analytical tools for exploring thermal effects, time evolution, and other phenomena relevant to quantum systems embedded in complex polarizable environments. Future research could also extend this framework to explore strong coupling regimes between a QM system and the QPM.

ACKNOWLEDGMENTS

The authors acknowledge funding from MUR-FARE Ricerca in Italia: Framework per l'attrazione ed il rafforzamento delle eccellenze per la Ricerca in Italia - III edizione. Prot. R20YTA2BKZ. The authors also thank Vasco Cavina for informative and insightful discussions. The authors declare no conflicts of interest to disclose.

ACRONYMS

CCR: Canonical Commutation Relation

CPM: Classical Polarizable Medium

EF: Eigenvalue Filter

FT: Fourier Transform

GS: Gaussian States

QM: Quantum Mechanics

IF: Intercept Filter

QPM: Quantum Polarizable Medium

-
- ¹ L. E. Ratcliff, S. Mohr, G. Huhs, T. Deutsch, M. Masella, and L. Genovese, *Wiley Interdiscip. Rev. Comput. Mol. Sci.* **7**, e1290 (2017).
- ² R. Catlow, P. Burke, J. Goodfellow, D. Tildesley, M. Wilson, and K. Morokuma, *Philos. Trans. Royal Soc. A* **360**, 1149 (2002).
- ³ A. Sisto, C. Stross, M. W. van der Kamp, M. O'Connor, S. McIntosh-Smith, G. T. Johnson, E. G. Hohenstein, F. R. Manby, D. R. Glowacki, and T. J. Martinez, *Phys. Chem. Chem. Phys.* **19**, 14924 (2017).
- ⁴ M. Karplus, M. Levitt, and A. Warshel, <https://www.nobelprize.org/prizes/chemistry/2013/press-release/> (2013), [Online, accessed by date 12.09.2024].
- ⁵ A. Warshel and M. Levitt, *J. Mol. Biol.* **103**, 227 (1976).
- ⁶ M. J. Field, P. A. Bash, and M. Karplus, *J. Comput. Chem.* **11**, 700 (1990).
- ⁷ H. M. Senn and W. Thiel, *Angew. Chem. Int. Ed.* **48**, 1198 (2009).
- ⁸ M. F. Horstemeyer, "Multiscale modeling: A review," in *Practical Aspects of Computational Chemistry...*, edited by J. Leszczynski and M. K. Shukla (Springer Netherlands, Dordrecht, 2010) pp. 87–135.
- ⁹ E. Weinan, *Principles of multiscale modeling* (Cambridge University Press, 2011).
- ¹⁰ N. Reuter, A. Dejaegere, B. Maignet, and M. Karplus, *J. Phys. Chem. A* **104**, 1720 (2000).
- ¹¹ H. M. Senn and W. Thiel, *Angew. Chem. Int. Ed.* **48**, 1198 (2009).
- ¹² T. Giovannini, L. Bonatti, P. Lafiosca, L. Nicoli, M. Castagnola, P. G. Illobre, S. Corni, and C. Cappelli, *ACS Photonics* **9**, 3025 (2022).
- ¹³ M. Bondanza, M. Nottoli, L. Cupellini, F. Lipparini, and B. Mennucci, *Phys. Chem. Chem. Phys.* **22**, 14433 (2020).
- ¹⁴ J. Tomasi, B. Mennucci, and R. Cammi, *Chem. Rev.* **105**, 2999 (2005).
- ¹⁵ B. Mennucci and S. Corni, *Nat. Rev. Chem.* **3**, 315 (2019).
- ¹⁶ H. Lin and D. G. Truhlar, *Theor. Chem. Acc.* **117**, 185 (2007).
- ¹⁷ C. M. Baker, *Wiley Interdiscip. Rev. Comput. Mol. Sci.* **5**, 241 (2015).
- ¹⁸ T. P. Senftle, S. Hong, M. M. Islam, S. B. Kylasa, Y. Zheng, Y. K. Shin, C. Junkermeier, R. Engel-Herbert, M. J. Janik, H. M. Aktulga, *et al.*, *Npj Comput. Mater.* **2**, 1 (2016).
- ¹⁹ E. Coccia, J. Fregoni, C. Guido, M. Marsili, S. Pipolo, and S. Corni, *J. Chem. Phys.* **153** (2020).
- ²⁰ B. T. Draine and P. J. Flatau, *J. Opt. Soc. Am. A* **11**, 1491 (1994).
- ²¹ F. G. De Abajo and A. Howie, *Phys. Rev. B* **65**, 115418 (2002).
- ²² L. L. Jensen and L. Jensen, *J. Phys. Chem. C* **113**, 15182 (2009).
- ²³ V. I. Zakomirnyi, Z. Rinkevicius, G. V. Baryshnikov, L. K. Sørensen, and H. Ågren, *J. Phys. Chem. C* **123**, 28867 (2019).
- ²⁴ T. Giovannini, M. Rosa, S. Corni, and C. Cappelli, *Nanoscale* **11**, 6004 (2019).
- ²⁵ F. J. Garcia de Abajo, *ACS Photonics* **1**, 135 (2014).
- ²⁶ T. Giovannini, L. Bonatti, M. Polini, and C. Cappelli, *J. Phys. Chem. Lett.* **11**, 7595 (2020).
- ²⁷ D. Loco, L. Lagardère, O. Adjoua, and J.-P. Piquemal, *Acc. Chem. Res.* **54**, 2812 (2021).
- ²⁸ T. Giovannini and C. Cappelli, *Chem. Commun.* **59**, 5644 (2023).
- ²⁹ J. L. Payton, S. M. Morton, J. E. Moore, and L. Jensen, *Acc. Chem. Res.* **47**, 88 (2014).
- ³⁰ P. Lafiosca, L. Nicoli, L. Bonatti, T. Giovannini, S. Corni, and C. Cappelli, *J. Chem. Theory Comput.* **19**, 3616 (2023), PMID: 37278989.
- ³¹ J. Fregoni, T. S. Haugland, S. Pipolo, T. Giovannini, H. Koch, and S. Corni, *Nano Lett.* **21**, 6664 (2021).
- ³² C. A. Guido, M. Rosa, R. Cammi, and S. Corni, *J. Chem. Phys.* **152** (2020).
- ³³ See Supplemental Material (Appendix A) at <http://> for a definition of the acronyms and further details on the diverse models.
- ³⁴ S. W. Rick, S. J. Stuart, and B. J. Berne, *J. Chem. Phys.* **101**, 6141 (1994).
- ³⁵ S. W. Rick, S. J. Stuart, J. S. Bader, and B. Berne, *J. Mol. Liq.* **65-66**, 31 (1995).
- ³⁶ B. Thole, *Chem. Phys.* **59**, 341 (1981).
- ³⁷ K. Ohno, *Theor. Chim. Acta* **2**, 219 (1964).
- ³⁸ A. Mayer, *Phys. Rev. B* **75**, 045407 (2007).
- ³⁹ T. Giovannini, A. Puglisi, M. Ambrosetti, and C. Cappelli, *J. Chem. Theory Comput.* **15**, 2233 (2019).
- ⁴⁰ M. A. Thompson, *J. Phys. Chem.* **100**, 14492 (1996).
- ⁴¹ J. M. Olsen, K. Aidas, and J. Kongsted, *J. Chem. Theory Comput.* **6**, 3721 (2010).
- ⁴² L. Jensen, P. T. Van Duijnen, and J. G. Snijders, *J. Chem. Phys.* **118**, 514 (2003).
- ⁴³ J. W. Ponder, C. Wu, P. Ren, V. S. Pande, J. D. Chodera, M. J. Schnieders, I. Haque, D. L. Mobley, D. S. Lambrecht, R. A. J. DiStasio, M. Head-Gordon, G. N. I. Clark, M. E. Johnson, and T. Head-Gordon, *J. Phys. Chem. B* **114**, 2549 (2010).
- ⁴⁴ S. Pipolo, S. Corni, and R. Cammi, *Comput. Theor. Chem.* **1040**, 112 (2014).
- ⁴⁵ A. Klamt and G. Schüürmann, *J. Chem. Soc., Perkin Trans. 2*, 799 (1993).
- ⁴⁶ E. Cancès, B. Mennucci, and J. Tomasi, *J. Chem. Phys.* **107**, 3032 (1997).
- ⁴⁷ P. Lafiosca, L. Nicoli, S. Pipolo, S. Corni, T. Giovannini, and C. Cappelli, *The Journal of Physical Chemistry C* **128**, 17513 (2024).
- ⁴⁸ P. Lafiosca, T. Giovannini, M. Benzi, and C. Cappelli, *J. Phys. Chem. C* **125**, 23848 (2021).
- ⁴⁹ S. Pipolo and S. Corni, *J. Phys. Chem. C* **120**, 28774 (2016).
- ⁵⁰ G. Dall'Osto, G. Gil, S. Pipolo, and S. Corni, *J. Chem.*

- Phys. **153**, 184114 (2020).
- ⁵¹ P. K. Ghosh, *J. Phys. A* **52**, 415202 (2019).
- ⁵² P. K. Ghosh, *J. Phys. Conf. Ser.* **2038**, 012012 (2021).
- ⁵³ M. Nottoli and F. Lipparini, *J. Chem. Phys.* **153**, 224108 (2020).
- ⁵⁴ O. Taussky and H. Zassenhaus, *Pac. J. Math.* **9**, 893 (1959).
- ⁵⁵ R. A. Horn and C. R. Johnson, *Matrix analysis* (Cambridge university press, 2012).
- ⁵⁶ C. Cappelli, *Int. J. Quantum Chem.* **116**, 1532 (2016).
- ⁵⁷ See Supplemental Material (Appendix A 1 a) at <http://> for a derivation of the FQ model.
- ⁵⁸ P. Caldirola, *Nuovo Cimento B* **77**, 241 (1983).
- ⁵⁹ E. Kanai, *Prog. Theor. Phys.* **3**, 440 (1948).
- ⁶⁰ C. I. Um, K. H. Yeon, and W. H. Kahng, *J. Phys. A* **20**, 611 (1987).
- ⁶¹ See Supplemental Material (Appendix B) at <http://> for a derivation of the expanding coordinates Hamiltonian.
- ⁶² H. Goldstein, C. Poole, and J. Safko, *Classical mechanics* (American Association of Physics Teachers, 2002).
- ⁶³ H. Bateman, *Phys. Rev.* **38**, 815 (1931).
- ⁶⁴ R. S. Langley, *J. Math. Phys.* **62**, 033503 (2021).
- ⁶⁵ A. O. Caldeira and A. J. Leggett, *Phys. Rev. Lett.* **46**, 211 (1981).
- ⁶⁶ U. Weiss, *Quantum dissipative systems* (World Scientific, 2012).
- ⁶⁷ L. H. Yu and C.-P. Sun, *Phys. Rev. A* **49**, 592 (1994).
- ⁶⁸ C.-P. Sun and L.-H. Yu, *Phys. Rev. A* **51**, 1845 (1995).
- ⁶⁹ D. Schuch, *Quantum theory from a nonlinear perspective* (Springer, 2018).
- ⁷⁰ D. Schuch, J. Guerrero, F. F. López-Ruiz, and V. Aldaya, *Phys. Scr.* **90**, 045209 (2015).
- ⁷¹ D. Schuch and M. Blasone, *J. Phys. Conf. Ser.* **880**, 012050 (2017).
- ⁷² K. A. Foss, *Journal of Applied Mechanics* **25**, 361 (2021).
- ⁷³ R. W. Traill-Nash, *Earthquake Engineering & Structural Dynamics* **9**, 153 (1981).
- ⁷⁴ J. W. Sanders, *Nonlinear Dynamics* **109**, 285 (2022).
- ⁷⁵ See Supplemental Material (Appendix C 1) at <http://> for the calculation of the spectra of $\sqrt{\mathcal{K}}$.
- ⁷⁶ T. Kaczorek, *Math. Appl.* **33**, 21 (2005).
- ⁷⁷ S. Göger, A. Khabibrakhmanov, O. Vaccarelli, D. V. Fedorov, and A. Tkatchenko, *J. Phys. Chem. Lett.* **14**, 6217 (2023).
- ⁷⁸ M. Ditte, M. Barborini, L. Medrano Sandonas, and A. Tkatchenko, *Phys. Rev. Lett.* **131**, 228001 (2023).
- ⁷⁹ M. Sadhukhan and F. R. Manby, *Phys. Rev. B* **94**, 115106 (2016).
- ⁸⁰ A. P. Jones, J. Crain, V. P. Sokhan, T. W. Whitfield, and G. J. Martyna, *Phys. Rev. B* **87**, 144103 (2013).
- ⁸¹ M. S. Tame, K. R. McEnery, Ş. K. Özdemir, J. Lee, S. A. Maier, and M. S. Kim, *Nature Physics* **9**, 329 (2013).
- ⁸² See Supplemental Material (Appendix D 2) at <http://> for a derivation of the Ehrenfest dynamics.
- ⁸³ F. E. Q. Rodriguez, “Quantum dynamics in the self-consistent quadratic approximation,” (2024), [arXiv:2403.11327 \[quant-ph\]](https://arxiv.org/abs/2403.11327).
- ⁸⁴ G. H. Golub and C. F. Van Loan, *Matrix computations* (JHU press, 2013).
- ⁸⁵ D. A. Trifonov, “Pseudo-boson coherent and fock states,” (2009), [arXiv:0902.3744 \[quant-ph\]](https://arxiv.org/abs/0902.3744).
- ⁸⁶ F. Bagarello, *Journal of Mathematical Physics* **54**, 063512 (2013).
- ⁸⁷ F. Bagarello, *Journal of Mathematical Physics* **51**, 023531 (2010).
- ⁸⁸ S. T. Ali, F. Bagarello, and J. P. Gazeau, *Journal of Mathematical Physics* **51**, 123502 (2010).
- ⁸⁹ F. Bagarello, *Pseudo-Bosons and Their Coherent States*, Vol. 6 (Springer, 2022).
- ⁹⁰ B. M. Villegas-Martínez, H. M. Moya-Cessa, and F. Soto-Eguibar, *Indian Journal of Physics* **97**, 3957 (2023).
- ⁹¹ L. Elaihar, W. Koussa, Y. Bouguerra, and M. Maamache, *Journal of Physics A: Mathematical and Theoretical* **54**, 175301 (2021).
- ⁹² F. Bagarello and J. Feinberg, *Annals of Physics* **422**, 168313 (2020).
- ⁹³ N. Mana, O. Zaidi, and M. Maamache, *Journal of Mathematical Physics* **61**, 102103 (2020).
- ⁹⁴ F. Bagarello, F. Gargano, and S. Spagnolo, *Journal of Physics A: Mathematical and Theoretical* **51**, 455204 (2018).
- ⁹⁵ See Supplemental Material (Appendix E) at <http://> for the derivation of Eq. (39).
- ⁹⁶ S. Mukamel, *Principles of nonlinear optical spectroscopy*, 6 (Oxford University Press, USA, 1995).
- ⁹⁷ E. Akhundova, V. Dodonov, and V. Man’ko, *Physica A* **115**, 215 (1982).
- ⁹⁸ See Supplemental Material (Appendix F) at <http://> for a derivation of the von Neumann equation for non-Hermitian Hamiltonians.
- ⁹⁹ V. V. Dodonov and V. I. Man’ko, *Theory of nonclassical states of light* (CRC Press, 2003).
- ¹⁰⁰ M. Gadella, *Fortschritte der Phys.* **43**, 229 (1995).
- ¹⁰¹ M. A. De Gosson, *The Wigner Transform* (World Scientific Publishing Company, 2017).
- ¹⁰² See Supplemental Material (Appendix C 1) at <http://> for the spectral analysis of the correlation function.
- ¹⁰³ A. Lalisse, G. Tessier, J. Plain, and G. Baffou, *The Journal of Physical Chemistry C* **119**, 25518 (2015).
- ¹⁰⁴ G. Baffou and R. Quidant, *Chem. Soc. Rev.* **43**, 3898 (2014).
- ¹⁰⁵ P. Rácz, Z. Pápa, I. Márton, J. Budai, P. Wróbel, T. Stefaniuk, C. Prietl, J. R. Krenn, and P. Dombi, *Nano Letters* **17**, 1181 (2017).
- ¹⁰⁶ Z.-K. Zhou, J. Liu, Y. Bao, L. Wu, C. E. Png, X.-H. Wang, and C.-W. Qiu, *Progress in Quantum Electronics* **65**, 1 (2019).
- ¹⁰⁷ J. D. Cox and F. J. García de Abajo, *Accounts of Chemical Research* **52**, 2536 (2019).
- ¹⁰⁸ See Supplemental Material (Appendix H) at <http://> for the derivation of the differential equation for the external field interacting with the new variables $v_\alpha(t)$.
- ¹⁰⁹ See Supplemental Material (Appendix H 1) at <http://> for the definition and algebraic properties of the symbol \otimes .
- ¹¹⁰ See Supplemental Material (Appendix I 1) at <http://> for the calculation of the polarization in the k, ω space.
- ¹¹¹ H.-P. Breuer and F. Petruccione, *The theory of open quantum systems* (Oxford University Press, USA, 2002).

Appendix A: Equations of Motion for the Classical Polarizable Medium (CPM)

1. Non-dissipative CPM

a. Fluctuating Charges/Fluctuating Dipoles force fields

Let us consider a set of n atoms, located at (fixed) positions R_i with $i = 1, \dots, n$. To simulate the polarization of this system to the electromagnetic field, the Fluctuating Charges (FQ) force field represents each atom as a charge $q_i(t)$ that is allowed to vary as a response to the external field. Furthermore, we want to divide the n atoms in m fragments and impose that the total charge on each fragment is constrained to a certain value c_α , with $\alpha = 1, \dots, m$. Under these assumptions, the Lagrangian functional of the system can be written as^{34,35}:

$$\mathcal{L}(q, \dot{q}, \lambda) = \frac{1}{2} \dot{q}^T M_q \dot{q} - \frac{1}{2} q^T T^{qq} q - q^T (\chi + v(t)) - \lambda^T (c - 1_\lambda^T q), \quad (\text{A1})$$

where M_q is the mass matrix, T^{qq} is the charge-charge interaction kernel, χ_i is the electronegativity of the atom i , and $v_i(t)$ is the external electric potential acting on the same site. 1_λ is a $n \times m$ rectangular matrix defined as

$$(1_\lambda)_{i\alpha} = \begin{cases} 1 & \text{if atom } i \in \text{fragment } \alpha \\ 0 & \text{otherwise.} \end{cases} \quad (\text{A2})$$

T^{qq} is a function of the interatomic distance $R_{ij} = |R_i - R_j|$ and it describes the electrostatic interaction between the charges. Due to the divergence of the standard Coulomb interaction for $R_{ij} \rightarrow 0$, charge-charge interactions may become too strong and lead to the so-called ‘‘polarization catastrophe’’³⁶ in which the charges are extremely large, due to the classical description of purely quantum quantities. For this reason, alternative *damped* formulations of T^{qq} have been proposed, characterized by the convergence to a finite limit with $R_{ij} \rightarrow 0$ ^{37,38}. This is usually realised by assuming that the charges q_i are associated with a spherical distribution $\rho(R)$ centered around the position R_i . From the formal point of view, T^{qq} is a symmetric, positive definite matrix. The dynamical equation for the FQ model reads

$$M_q \ddot{q} = T^{qq} q + \chi + v(t). \quad (\text{A3})$$

The FQ force field has been recently extended to simulate a more refined polarization employing electric dipoles. In the resulting Fluctuating Charges and Fluctuating Dipoles (FQF μ) force field, each atom is endowed with a charge q_i and an electric dipole μ_i describing the polarization of the system as induced by the external electromagnetic field³⁹. The dynamical equation for the FQF μ model reads

$$M_q \ddot{q} = T^{qq} q + T^{q\mu} \mu + \chi + v(t) \quad (\text{A4})$$

$$M_\mu \ddot{\mu} = T^{\mu q} q + T^{\mu\mu} \mu + e(t), \quad (\text{A5})$$

where $T^{q\mu}, T^{\mu\mu}$ are the (damped) charge-dipole and dipole-dipole interaction kernels³⁸, while $e_i(t)$ is the external electric field acting on the atom i .

b. Induced dipole force fields

Another important family of classical force fields is represented by the induced dipole models. Here, the system is represented as the sum of a permanent electrostatic distribution (up to the octupole Ξ depending on the model) and a time-dependent induced dipole μ , both located on each atom of the molecular system. Several models belong to this family: Induced Point Dipole (IPD or MMPol)^{36,40}, Polarizable Embedding (PE)⁴¹, Discrete Reaction Field (DRF)⁴², Atomic Multipole Optimized Energetics for Biomolecular Applications (AMOEBa)⁴³. Similarly to the FQ and FQF μ force fields, the equation of motion of the induced dipole moments read:

$$M_\mu \ddot{\mu} = T^{\mu\mu} \mu + e_{\text{static}} + e(t), \quad (\text{A6})$$

where e_{static} is the electric field generated by the static multipolar distribution.

c. Continuum models

Continuum embedding force fields are the most adopted methods in the context of multiscale simulations. Here, the system is represented as a continuum infinite dielectric solely described by its dielectric permittivity ε and by the shape of the cavity in which usually a target molecule can be located. The response of the system to the external electromagnetic field is represented by a surface charge density $\sigma(r)$. The surface of the cavity is discretized in *tesseræ* and a point charge q is located on the center of each *tessera* mimicking the surface charge density. Under the assumption that the optical response of the system can be described in a time-independent fashion using the infinite-frequency permittivity ε_∞ , it is possible to derive an equation of motion for the charges⁴⁴

$$M_q \ddot{q} = T^{\text{qq}} q + v(t) \quad (\text{A7})$$

where the specific shape of M_q and T^{qq} depends on the formulation of the continuum method, such as the COnductor-like Screening MOdel (COSMO)⁴⁵ or the Integral Equation Formalism of the Polarizable Continuum Model (IEFPCM)^{14,46}.

2. Inclusion of decoherence

a. Atomistic CPM

The FQ force field has been recently extended to describe the optical response of plasmonic substrates under the action of an external oscillating electric field. The resulting model is called the Frequency-Dependent Fluctuating Charges (ω FQ) model, and it has been applied to the simulation of alkali metals nanostructures²⁴ and graphene-based materials²⁶. In the frequency domain, each atom of the substrate is endowed with a frequency-dependent charge $q(\omega)$ and the optical response of the system is modeled by resorting to the Drude model of conduction, and by including a phenomenological description of quantum tunneling between the atomic sites. A real-time version of such model has been recently proposed, and the equation of motion reads⁴⁷:

$$M_q \ddot{q} + M_q \Gamma_q \dot{q} = K^{\text{D-T}} T^{\text{qq}} q + K^{\text{D-T}} v(t), \quad (\text{A8})$$

where $K^{\text{D-T}}$ is a matrix accounting for both Drude and tunneling mechanisms⁴⁸, while M and Γ are diagonal matrices whose functional form depends on the Drude parameters entering the model.

Similar to the FQ model, the FQF μ model can be generalized to define the ω FQF μ model, which is particularly suitable for the description of noble metal nanoparticles¹². In this model, the intraband contribution to the optical response is described by the frequency-dependent charges $q_i(t)$, while the frequency-dependent dipoles $\mu_i(t)$ take into account the effect of interband transitions. This is done by extracting the interband polarizability from the frequency-dependent permittivity of the material $\varepsilon(\omega)$, which is then expressed as the superposition of Drude-Lorentz oscillators (DLO)⁴⁷. The dynamical evolution of charges and dipoles in the ω FQF μ model is given by⁴⁷:

$$M_q \ddot{q} + M_q \Gamma_q \dot{q} = K^{\text{D-T}} T^{\text{qq}} q + K^{\text{D-T}} T^{\text{q}\mu} \mu + K^{\text{D-T}} v(t) \quad (\text{A9})$$

$$M_{\mu,p} \ddot{\mu}_p + M_{\mu,p} \Gamma_{\mu,p} \dot{\mu}_p = T^{\mu\text{q}} q + \sum_q (T^{\mu\mu} - \delta_{pq} N_{\mu,p}) \mu_q + e(t), \quad (\text{A10})$$

where p is an index running over the DLO and $M_{\mu,p}$, $\Gamma_{\mu,p}$ and $N'_{\mu,p}$ are defined in terms of the DLO parameters. A similar expression to Eq. (A9) can in principle be obtained also for the Discrete Interaction Model (DIM), in which the optical response is described in terms of electric dipoles $\mu(\omega)$ ruled by the frequency-dependent atomic polarizability $\alpha(\omega)$ ²².

b. Continuum CPM

The Time-Domain Boundary Element Method (TD-BEM) is a continuum approach to the description of the time-dependent polarization of nanoparticles^{49,50}. In this method, the plasmonic substrate is modeled as a continuum medium whose optical response is ruled by $\varepsilon(\omega)$. In accordance with the non-dissipative methods such as COSMO and IEFPCM, the response to the electromagnetic field is modeled as a frequency-dependent surface charge density $\sigma(r, \omega)$, which undergoes a discretization process as point charges located on the center of each *tessera* of the surface.

Similar to the ω FQF μ model, $\varepsilon(\omega)$ is fitted as a superposition of DLO, and the equation of motion for the charges $q(t)$ becomes⁵⁰:

$$M'_{q,p}\ddot{q} + M'_{q,p}\Gamma'_{q,p}\dot{q}_p = \sum_q (D - \delta_{pq}N'_p) q_p + r_p(t), \quad (\text{A11})$$

where, in accordance with Eq. (A9), $M'_{q,p}$, $\Gamma'_{q,p}$ and N'_{qp} are defined in terms of the DLO parameters.

Appendix B: Hamiltonian in the expanding coordinates

Here we present a version of the expanding coordinates Hamiltonian. The Hamiltonian is constrained to be of the quadratic form

$$H = \frac{1}{2}\pi^T A(t)\pi + \frac{1}{2}u^T C(t)u + \pi^T B(t)u + u^T A(t)^{-1}f(t), \quad (\text{B1})$$

with $C(t) = C(t)^T$ and $A(t) = A(t)^T$ invertible. In what follows, we will often omit the explicit time dependence or include the time as a subscript t to ease the notation.

Applying the Hamilton equations⁶²

$$\dot{u} = \frac{\partial H}{\partial \pi}, \quad \dot{\pi} = -\frac{\partial H}{\partial u} \quad (\text{B2})$$

result in the differential equation

$$\ddot{u}(t) + 2\Gamma\dot{u}(t) + Ku(t) + f(t) = 0, \quad (\text{B3})$$

where

$$K = \dot{A}_t A_t^{-1} B_t + A_t C_t - A_t B_t^T A_t^{-1} B_t - \dot{B}_t \quad (\text{B4})$$

$$2\Gamma = A_t B_t^T A_t^{-1} - B_t - \dot{A}_t A_t^{-1}, \quad (\text{B5})$$

and K , Γ will be assumed to be time-independent. Following the ω FQ formulation²⁴, we take $\Gamma = \gamma I$ and K to be an arbitrary matrix, with no assumptions made about its symmetry or invertibility. Choosing

$$C_t = B_t^T A_t^{-1} B_t \quad (\text{B6})$$

we verify $C_t = C_t^T$ and reduce Eq. (B4) to

$$K = \dot{A}_t A_t^{-1} B_t - \dot{B}_t. \quad (\text{B7})$$

We can then propose the solutions

$$B = b_t K, \quad A = a_t S, \quad (\text{B8})$$

where the time-dependence is captured by a scalar, and $S = S^T$ is an invertible matrix. Substituting Eq. (B8) in Eqs. (B5) and (B7) results

$$K = (\dot{a}a^{-1}b - \dot{b})K \quad (\text{B9})$$

$$2\gamma I = -\dot{a}a^{-1}I + b(SK^T S^{-1} - K). \quad (\text{B10})$$

Now, for any K there is an invertible $\mathcal{S} = \mathcal{S}^T$ that achieves the similarity transformation⁵⁴

$$K = \mathcal{S}K^T \mathcal{S}^{-1}. \quad (\text{B11})$$

Then, upon identifying $S = \mathcal{S}$ in Eq. (B10), the second summand in Eq. (B10) vanishes, leaving us with the differential equations

$$\dot{a}_t a_t^{-1} = -2\gamma, \quad \dot{a}_t a_t^{-1} b_t - \dot{b}_t = 1, \quad (\text{B12})$$

which are solved by

$$a_t = e^{-2\gamma t}, \quad b_t = e^{-2\gamma t} - \frac{1}{2\gamma}. \quad (\text{B13})$$

Collecting Eqs. (B6), (B11) and (B13), we can write the Hamiltonian in Eq. (B1) as

$$H = \frac{1}{2}\pi^\text{T} e^{-2\gamma t} S \pi + \frac{1}{2}u^\text{T} \left(e^{-2\gamma t} - \frac{1}{2\gamma} \right)^2 e^{2\gamma t} K^\text{T} S^{-1} K u + \pi^\text{T} K \left(e^{-2\gamma t} - \frac{1}{2\gamma} \right) u + u^\text{T} e^{2\gamma t} S^{-1} f_t. \quad (\text{B14})$$

Defining the expanding coordinates as

$$x := \left(e^{-2\gamma t} - \frac{1}{2\gamma} \right) e^{\gamma t} u \quad (\text{B15})$$

$$p := e^{-\gamma t} \pi, \quad (\text{B16})$$

we can write the Hamiltonian from Eq. (B1) as

$$H = \frac{1}{2}p^\text{T} S p + \frac{1}{2}x^\text{T} K^\text{T} S^{-1} K x + p^\text{T} K x - x^\text{T} e^{\gamma t} \left(e^{-2\gamma t} - \frac{1}{2\gamma} \right)^{-1} S^{-1} f_t, \quad (\text{B17})$$

where the explicit time dependence is isolated in the term containing the field f_t .

Appendix C: Classical Dynamics

We start with

$$\ddot{u} + 2\Gamma\dot{u} + K u + f_t = 0 \quad (\text{C1})$$

which, under the variables change $v = \dot{u}$, gives

$$\ddot{v} + K v + 2\Gamma v + f_t = 0. \quad (\text{C2})$$

To find the equation of motion for v , we take the derivatives

$$\dot{v} = \ddot{u} = -K u - 2\Gamma v - f_t \quad (\text{C3})$$

$$\ddot{v} = -K \dot{u} - 2\Gamma \dot{v} - \dot{f}_t = -K v + 2\Gamma K u + (2\Gamma)^2 v + (2\Gamma \dot{f}_t - \dot{f}_t). \quad (\text{C4})$$

Grouping the above results we get

$$\ddot{u} + K u + 2\Gamma v + f_t = 0 \quad (\text{C5})$$

$$\ddot{v} + (K - (2\Gamma)^2)v - 2\Gamma K u + (\dot{f}_t - 2\Gamma \dot{f}_t) = 0, \quad v(0) = \dot{u}(0), \quad \dot{v}(0) = -K u(0) - 2\Gamma \dot{u}(0), \quad (\text{C6})$$

or in matrix notation

$$\frac{d^2}{dt^2} \begin{bmatrix} u \\ v \end{bmatrix} + \begin{bmatrix} K & 2\Gamma \\ -2\Gamma K & K - (2\Gamma)^2 \end{bmatrix} \begin{bmatrix} u \\ v \end{bmatrix} + \begin{bmatrix} f_t \\ \dot{f}_t - 2\Gamma \dot{f}_t \end{bmatrix} = \begin{bmatrix} 0 \\ 0 \end{bmatrix}. \quad (\text{C7})$$

Defining

$$x := [u \ v]^\text{T} \quad (\text{C8})$$

$$\mathcal{K} := \begin{bmatrix} K & 2\Gamma \\ -2\Gamma K & K - (2\Gamma)^2 \end{bmatrix} \begin{bmatrix} u \\ v \end{bmatrix} \quad (\text{C9})$$

$$F(t) := [f(t) \ \dot{f}(t) - 2\Gamma \dot{f}(t)]^\text{T}, \quad (\text{C10})$$

we have the velocity independent equation

$$\ddot{x} + \mathcal{K}x + F(t) = 0, \quad (\text{C11})$$

subject to the initial conditions

$$x(0) = [u(0) \quad \dot{u}(0)]^T \quad (\text{C12a})$$

$$\dot{x}(0) = [\dot{u}(0) \quad -Ku(0) - 2\Gamma\dot{u}(0)]^T. \quad (\text{C12b})$$

The homogeneous solution is constructed as a linear combination of the exponential functions

$$\exp\{\pm i\sqrt{\mathcal{K}}t\}, \quad \sqrt{\mathcal{K}} = i \begin{bmatrix} 0 & -I \\ K & 2\Gamma \end{bmatrix}, \quad (\text{C13})$$

where the coefficients are determined from the initial conditions Eq. (C12).

1. Spectral Analysis

Let $Sp\{M\}$ denote the set of eigenvalues of the matrix M . We aim to show that

$$Sp\{-\sqrt{\mathcal{K}}\} \subseteq \{\omega : \det(\omega^2 + 2i\omega\Gamma - K) = 0\} \cup \{0\}, \quad (\text{C14})$$

which up to the constant solution ($\omega = 0$) correspond to those of Eq. (C1).

Proof. This can be seen by noting that if A is invertible, we have

$$\det \begin{bmatrix} A & B \\ C & D \end{bmatrix} = \det A \det(D - CA^{-1}B). \quad (\text{C15})$$

The characteristic polynomial for $\sqrt{\mathcal{K}}$ reads

$$p_{\sqrt{\mathcal{K}}}(\lambda) = \det\{\sqrt{\mathcal{K}} - \lambda \text{Id}\} = \det\left\{i \begin{bmatrix} 0 & -I \\ K & 2\Gamma \end{bmatrix} - \begin{bmatrix} \lambda & 0 \\ 0 & \lambda \end{bmatrix}\right\} = \det\left\{\begin{bmatrix} -\lambda & -iI \\ iK & 2i\Gamma - \lambda \end{bmatrix}\right\} = 0, \quad (\text{C16})$$

where ‘Id’ the identity matrix in $\mathbb{R}^{2n \times 2n}$. Assuming $\lambda \neq 0$ we can use the identity in Eq. (C15) to obtain

$$p_{\sqrt{\mathcal{K}}}(\lambda) = \det\{-\lambda I\} \det\{2i\Gamma - \lambda - iK(-\lambda)^{-1}(-iI)\} = \det\{-2i\lambda\Gamma + \lambda^2 - K\} = 0, \quad (\text{C17})$$

where we have used the identity $\det A \det B = \det\{AB\}$. Making $\lambda = -\omega$ gives

$$p_{\sqrt{\mathcal{K}}}(-\omega) = \det\{\omega^2 + 2i\omega\Gamma - K\} = 0. \quad (\text{C18})$$

Noting that $p_{\sqrt{\mathcal{K}}}(-\omega) = 0 \Leftrightarrow p_{-\sqrt{\mathcal{K}}}(\omega) = 0$ results

$$p_{-\sqrt{\mathcal{K}}}(\omega) = \det\{\omega^2 + 2i\omega\Gamma - K\} = 0, \quad (\text{C19})$$

so $-\sqrt{\mathcal{K}}$ has the same eigenvalues as the kernel $A(\omega)$ in the ω -space representation of Eq. (C1):

$$u(\omega) = A(\omega)f(\omega) \quad (\text{C20a})$$

$$A(\omega) := [\omega^2 + 2i\omega\Gamma - K]^{-1}. \quad (\text{C20b})$$

□

Let's now show that $p_{J\mathcal{B}}(\lambda) := \det\{J\mathcal{B} - \lambda E\} = 0$ is verified by $\lambda \in Sp\{\pm i\sqrt{\mathcal{K}}\} \cup \{0\}$, where $J\mathcal{B} = \begin{bmatrix} 0 & A^{-1}\mathcal{K} \\ -A & 0 \end{bmatrix}$ and $E := \begin{bmatrix} \text{Id} & 0 \\ 0 & \text{Id} \end{bmatrix}$.

Proof. Using the formula for the determinant of a block matrix (Eq. (C15)) and assuming $\lambda \neq 0$, we have

$$\begin{aligned} p_{J\mathcal{B}}(\lambda) &= \det\left\{\begin{bmatrix} -\lambda \text{Id} & A^{-1}\mathcal{K} \\ -A & -\lambda \text{Id} \end{bmatrix}\right\} = \det\{-\lambda \text{Id}\} \det\{-\lambda \text{Id} + A(-\lambda^{-1} \text{Id})A^{-1}\mathcal{K}\} \\ &= \det\{\lambda^2 \text{Id} + \mathcal{K}\} = \det\{\lambda \text{Id} + i\sqrt{\mathcal{K}}\} \det\{\lambda \text{Id} - i\sqrt{\mathcal{K}}\} = 0. \end{aligned} \quad (\text{C21})$$

From the above results we have

$$Sp\{J\mathcal{B}\} \subseteq \pm Sp\{i\sqrt{\mathcal{K}}\} \cup \{0\}. \quad (\text{C22})$$

Since $Sp\{-\sqrt{\mathcal{K}}\} \subseteq \{\omega : \det(\omega^2 + 2i\omega\Gamma - K) = 0\} \cup \{0\}$, we can omit the zero in Eq. (C22) to write $Sp\{J\mathcal{B}\} = \pm Sp\{i\sqrt{\mathcal{K}}\}$. \square

The preceding results are summarized in the following equations:

Spectral Theorems:

$$Sp\{-\sqrt{\mathcal{K}}\} \subseteq \{\omega : \det(\omega^2 + 2i\omega\Gamma - K) = 0\} \cup \{0\} \quad (\text{C23a})$$

$$Sp\{J\mathcal{B}\} = \pm Sp\{i\sqrt{\mathcal{K}}\}. \quad (\text{C23b})$$

Appendix D: Hamiltonian Formulation in the Extended Variables

For this system, we can propose the Hamiltonian

$$H(t) = \frac{1}{2}\pi^T A\pi + \frac{1}{2}x^T A^{-1}\mathcal{K}x + x^T A^{-1}F_t \quad (\text{D1})$$

where A is the symmetric and invertible matrix that performs the similarity transformation⁵⁴

$$\mathcal{K} = A\mathcal{K}^T A^{-1}. \quad (\text{D2})$$

Defining the canonical vector as $q := [\pi \ x]^T$, of $\dim = 2N$ with $N = 2n$, where $x = [u \ v]^T$ and $\pi := [\pi_u \ \pi_v]^T$, together with the matrices

$$\mathcal{B} := \begin{bmatrix} A & 0 \\ 0 & A^{-1}\mathcal{K} \end{bmatrix} \quad (\text{D3})$$

$$\mathcal{C}_t := [0 \ A^{-1}F_t]^T, \quad (\text{D4})$$

we can write Eq. (D1) as

$$H(t) = \frac{1}{2}q^T \mathcal{B}q + q^T \mathcal{C}_t, \quad (\text{D5})$$

where $\mathcal{B} = \mathcal{B}^T$ is time-independent. The vector components q_ξ are operators verifying the Canonical Commutation Relation (CCR)

$$[q_\xi, q_\eta] = -i\hbar J_{\xi\eta}, \quad \xi, \eta \in \{1, \dots, 2N\}, \quad (\text{D6})$$

where $J = \begin{bmatrix} 0 & I \\ -I & 0 \end{bmatrix}$ is the standard symplectic matrix in $\mathbb{R}^{2N \times 2N}$, I the identity in $\mathbb{R}^{N \times N}$ and $J^T = J^{-1} = -J$.

1. The Similarity Transformation

To find the matrix A symmetric and invertible that achieves the similarity transformation of \mathcal{K} into \mathcal{K}^T , namely⁵⁴

$$\mathcal{K} = A\mathcal{K}^T A^{-1}, \quad (\text{D7})$$

we can follow the strategy outlined in⁷⁶. By the Jordan normal form theorem, $\forall \mathcal{K} \in \mathbb{C}^{n \times n}$ there exists a non-singular matrix $P_1 \in \mathbb{C}^{n \times n}$ such that

$$\mathcal{K} = P_1 J_{\mathcal{K}} P_1^{-1} \quad (\text{D8})$$

$$J_{\mathcal{K}} = \text{diag} [J_1 \ J_2 \ \dots \ J_s] \quad (\text{D9})$$

where

$$J_i = \begin{bmatrix} \lambda_i & 1 & 0 & \dots & 0 \\ 0 & \lambda_i & 1 & \dots & 0 \\ \vdots & \vdots & \vdots & \ddots & \vdots \\ 0 & 0 & 0 & \dots & 1 \\ 0 & 0 & 0 & \dots & \lambda_i \end{bmatrix}, \quad i = 1, \dots, s \quad (\text{D10})$$

are the Jordan blocks. Let

$$P_{2,i} = \begin{bmatrix} 0 & 0 & \dots & 0 & 1 \\ 0 & 0 & \dots & 1 & 0 \\ \vdots & \vdots & \vdots & \ddots & \vdots \\ 1 & 0 & \dots & 0 & 0 \end{bmatrix} = P_{2,i}^{-1} = P_{2,i}^{\text{T}}, \quad (\text{D11})$$

be the exchange matrix of $\dim = i^2$, then it is easy to verify that the following equality holds,

$$J_i^{\text{T}} = P_{2,i} J_i P_{2,i} \quad (\text{D12})$$

$$J_{\mathcal{K}}^{\text{T}} = P_2 J_{\mathcal{K}} P_2, \quad (\text{D13})$$

where $P_2 = \text{diag}[P_{2,1} P_{2,2} \dots P_{2,s}]$ is a block diagonal matrix. From Eqs. (D8) and (D11) to (D13) we have

$$\mathcal{K}^{\text{T}} = (P_1^{-1})^{\text{T}} J_{\mathcal{K}}^{\text{T}} P_1^{\text{T}} = (P_1^{-1})^{\text{T}} P_2 J_{\mathcal{K}} P_2 P_1^{\text{T}} = (P_1^{-1})^{\text{T}} P_2 P_1^{-1} \mathcal{K} P_1 P_2 P_1^{\text{T}} = A^{-1} \mathcal{K} A, \quad (\text{D14})$$

where

$$A := P_1 P_2 P_1^{\text{T}} \quad (\text{D15})$$

is an invertible and symmetric matrix that achieves the similarity transformation.

2. Ehrenfest Dynamics

By imposing the canonical quantization relation

$$[q_{\xi}, q_{\eta}] = -i\hbar J_{\xi\eta}, \quad \xi, \eta \in \{1, \dots, 2N\}, \quad (\text{D16})$$

where $J = \begin{bmatrix} 0 & I \\ -I & 0 \end{bmatrix}$ is the standard symplectic matrix in $\mathbb{R}^{2N \times 2N}$, with I the identity in $\mathbb{R}^{N \times N}$ and $J^{\text{T}} = J^{-1} = -J$, we reinterpret Eq. (C11) (and consequently Eq. (C1)) as the Ehrenfest dynamics for the quantum operators q_{ξ} . This can be seen from the identities

$$-\frac{i}{\hbar} [\pi, H(x, \pi)] = -\nabla_x H(x, \pi) = -A^{-1} \mathcal{K} x - A^{-1} F_t \quad (\text{D17})$$

$$-\frac{i}{\hbar} [x, H(x, \pi)] = \nabla_{\pi} H(x, \pi) = A\pi. \quad (\text{D18})$$

These result from substituting Eq. (D1) for $H(x, \pi)$ and the identity⁸³

$$[q, H(q)] = -i\hbar J \nabla H(q), \quad q = [\pi \ x]^{\text{T}}, \quad (\text{D19})$$

valid when the Hamiltonian does not couple the coordinate x and momenta π operators. In the Heisenberg picture, Eqs. (D17) and (D18) can be combined with the equations of motion

$$\dot{\pi} = -\frac{i}{\hbar} [\pi, H(x, \pi)] = -A^{-1} \mathcal{K} x - A^{-1} F_t \quad (\text{D20})$$

$$\dot{x} = -\frac{i}{\hbar} [x, H(x, \pi)] = A\pi. \quad (\text{D21})$$

From the expectation values result the Ehrenfest dynamics

$$\dot{\langle \pi \rangle} = -A^{-1} \mathcal{K} \langle x \rangle - A^{-1} F_t \quad (\text{D22})$$

$$\dot{\langle x \rangle} = A \langle \pi \rangle. \quad (\text{D23})$$

Taking the derivative in Eq. (D23), and substituting Eq. (D22), results

$$\ddot{\langle x \rangle} + \mathcal{K} \langle x \rangle + F_t = 0. \quad (\text{D24})$$

Appendix E: Decomposition of dispersive and absorptive amplitudes

We will derive a simple expression for $S_{\bar{s}k}^{\bar{A}}$ and $S_{\bar{s}k}^{\bar{D}}$. We start from the definition of $C_{\bar{s}}(\omega)$ expressed as follows:

$$C_{\bar{s}}(\omega) = \begin{bmatrix} (P^{-1})_{11} & (P^{-1})_{12} \\ (P^{-1})_{21} & (P^{-1})_{22} \end{bmatrix} \begin{bmatrix} f(\omega) \otimes R_{\bar{s}} & 0 \\ -(i\omega + 2\Gamma)(f(\omega) \otimes R_{\bar{s}}) & 0 \end{bmatrix} \begin{bmatrix} P_{11} & P_{12} \\ P_{21} & P_{22} \end{bmatrix}, \quad (\text{E1})$$

in which the eigenvector matrix is written in blocks, each one of dimension $n \times n$. Performing the matrix-matrix multiplications, we obtain

$$\begin{aligned} C_{\bar{s}}(\omega) &= \begin{bmatrix} (P^{-1})_{11} & (P^{-1})_{12} \\ (P^{-1})_{21} & (P^{-1})_{22} \end{bmatrix} \begin{bmatrix} (f(\omega) \otimes R_{\bar{s}})P_{11} & (f(\omega) \otimes R_{\bar{s}})P_{12} \\ -(i\omega + 2\Gamma)(f(\omega) \otimes R_{\bar{s}})P_{11} & -(i\omega + 2\Gamma)(f(\omega) \otimes R_{\bar{s}})P_{12} \end{bmatrix} \\ &= \begin{bmatrix} [(P^{-1})_{11} - (P^{-1})_{12}(i\omega + 2\Gamma)](f(\omega) \otimes R_{\bar{s}})P_{11} & * \\ * & [(P^{-1})_{21} - (P^{-1})_{22}(i\omega + 2\Gamma)](f(\omega) \otimes R_{\bar{s}})P_{12} \end{bmatrix}, \quad (\text{E2}) \end{aligned}$$

where the off-diagonal blocks have not been expressed since they do not enter the definition of the amplitudes. The diagonal elements become:

$$C_{\bar{s},kk,1} = [((P^{-1})_{11} - 2(P^{-1})_{12}\Gamma)(f(\omega) \otimes R_{\bar{s}})P_{11}]_{kk} - i\omega[(P^{-1})_{12}(f(\omega) \otimes R_{\bar{s}})P_{11}]_{kk} \quad (\text{E3})$$

$$C_{\bar{s},kk,2} = [((P^{-1})_{21} - 2(P^{-1})_{22}\Gamma)(f(\omega) \otimes R_{\bar{s}})P_{12}]_{kk} - i\omega[(P^{-1})_{22}(f(\omega) \otimes R_{\bar{s}})P_{12}]_{kk}. \quad (\text{E4})$$

Suppose that the force acting on the polarization sources is a kick pulse. In this case, the Fourier transform is constant ($f(\omega) = f$), and $C_{\bar{s},kk}(\omega)$ becomes a linear function of the frequency. We can define the following quantities:

$$I_{k,1} := [((P^{-1})_{11} - 2(P^{-1})_{12}\Gamma)(f(\omega) \otimes R_{\bar{s}})P_{11}]_{kk} \quad (\text{E5a})$$

$$I_{k,2} := [((P^{-1})_{21} - 2(P^{-1})_{22}\Gamma)(f(\omega) \otimes R_{\bar{s}})P_{12}]_{kk} \quad (\text{E5b})$$

$$A_{k,1} := [(P^{-1})_{12}(f(\omega) \otimes R_{\bar{s}})P_{11}]_{kk} \quad (\text{E5c})$$

$$A_{k,2} := [(P^{-1})_{22}(f(\omega) \otimes R_{\bar{s}})P_{12}]_{kk}. \quad (\text{E5d})$$

By collecting the block contributions together as $I := [I_1 \ I_2]^T$ and $A := [A_1 \ A_2]^T$, the absorptive and dispersive amplitudes can be written as:

$$S_{\bar{s}k}^{\bar{A}}(\omega) = \text{Re}[I_k] - i\omega \text{Im}[A_k] \quad (\text{E6})$$

$$S_{\bar{s}k}^{\bar{D}}(\omega) = \text{Im}[I_k] - i\omega \text{Re}[A_k]. \quad (\text{E7})$$

Appendix F: von Neumann equation for non-Hermitian Hamiltonians

We will show that, if the density matrix is evolved as

$$\rho(t, t_0) = U(t, t_0)\rho(t_0)U^{-1}(t, t_0) \quad (\text{F1})$$

$$U(t, t_0) = \mathcal{T} \exp\left\{-i/\hbar \int_{t_0}^t H(\tau)d\tau\right\}, \quad (\text{F2})$$

where $H(t)$ is a non-Hermitian operator, then the density matrix evolves according to the von Neumann equation

$$\frac{d}{dt}\rho(t) = -\frac{i}{\hbar}[H(t), \rho(t)]. \quad (\text{F3})$$

Proof. The evolution operator satisfies the Schrödinger-like equation

$$\frac{d}{dt}U(t, t_0) = -\frac{i}{\hbar}H(t)U(t, t_0), \quad (\text{F4})$$

which after formal integration results

$$U(t, t_0) = \mathcal{T} \exp\left\{-i/\hbar \int_{t_0}^t H(\tau)d\tau\right\}. \quad (\text{F5})$$

By definition it verifies

$$U(t, t_0)U(t_0, t) = U(t, t_0)U^{-1}(t, t_0) = I, \quad (\text{F6})$$

from which we have

$$\frac{d}{dt}[U(t, t_0)U^{-1}(t, t_0)] = 0 \Rightarrow \frac{d}{dt}U^{-1}(t, t_0) = -U^{-1}(t, t_0)\frac{d}{dt}U(t, t_0)U^{-1}(t, t_0). \quad (\text{F7})$$

Substituting Eq. (F4) we have

$$\frac{d}{dt}U^{-1}(t, t_0) = \frac{i}{\hbar}U^{-1}(t, t_0)H(t). \quad (\text{F8})$$

Taking the derivative in Eq. (F1)

$$\frac{d}{dt}\rho(t, t_0) = \frac{d}{dt}\left[U(t, t_0)\rho(t_0)U^{-1}(t, t_0)\right] = \left(\frac{d}{dt}U(t, t_0)\right)\rho(t_0)U^{-1}(t, t_0) + U(t, t_0)\rho(t_0)\left(\frac{d}{dt}U^{-1}(t, t_0)\right). \quad (\text{F9})$$

Substituting Eqs. (F4) and (F8) gives

$$\frac{d}{dt}\rho(t, t_0) = -\frac{i}{\hbar}H(t)U(t, t_0)\rho(t_0)U^{-1}(t, t_0) + \frac{i}{\hbar}U(t, t_0)\rho(t_0)U^{-1}(t, t_0)H(t) = -\frac{i}{\hbar}[H(t), \rho(t)]. \quad (\text{F10})$$

□

Appendix G: The Delta Function

In what follows, a function of a matrix $f(M)$ is nothing but an ordinary function $f(x)$, $x \in \mathbb{R}$, where the variable x is replaced by the matrix, $f(M) = f(x)\Big|_{x=M}$. This is clear when $f(x)$ can be expressed as a power series, where the replacement operation $x \xrightarrow{\text{repl.by}} M$ is well-defined.

A.

$$\delta(\Omega) = \frac{1}{2\pi} \int_{\mathbb{R}} ds e^{is\Omega} = \delta(-\Omega). \quad (\text{G1})$$

B.

$$\begin{aligned} \int_{\mathbb{R}} dx \delta(xE - \Omega)f(x) &= \int_{\mathbb{R}} dx \frac{1}{2\pi} \int_{\mathbb{R}} ds e^{is(xE - \Omega)} f(x) = \frac{1}{2\pi} \int_{\mathbb{R}} ds e^{-is\Omega} \left(\int_{\mathbb{R}} dx e^{isxE} f(x) \right) \\ &= \frac{1}{2\pi} \int_{\mathbb{R}} ds e^{-is\Omega} \tilde{f}(s) = \frac{1}{2\pi} \int_{\mathbb{R}} ds e^{-isx} \tilde{f}(s) \Big|_{x=\Omega} = f(x) \Big|_{x=\Omega} = f(\Omega), \end{aligned} \quad (\text{G2})$$

provided $f(x)$ has a power series representation. Then we have the rule

$$\int_{\mathbb{R}} dx \delta(xE - \Omega)f(x) = f(\Omega). \quad (\text{G3})$$

C. Let's now show the identity

$$\delta(M - \omega E)f(M) = \delta(M - \omega E)f(\omega), \quad (\text{G4})$$

Using Eq. (G3), the *l.h.s* of Eq. (G4) can be written as

$$l.h.s = \int_{\mathbb{R}} d\omega' \delta(M - \omega E) \delta(M - \omega' E) f(\omega'). \quad (\text{G5})$$

Using the identity (proven below)

$$\delta(M - yE)\delta(M - xE) = \delta(M - yE)\delta(y - x) \quad (\text{G6})$$

results in

$$l.h.s = \int_{\mathbb{R}} d\omega' \delta(M - \omega E) \delta(\omega - \omega') f(\omega') = \delta(M - \omega E) f(\omega). \quad (\text{G7})$$

D. We now show Equation (G6). Consider the integral

$$\begin{aligned} \int_{\mathbb{R}^2} dx dy \delta(M - yE) \delta(M - xE) f(x, y) &= \int_{\mathbb{R}} dx \delta(M - xE) f(x, M) = f(M, M) \\ &= \int_{\mathbb{R}^2} dx dy \delta(M - yE) \delta(yE - xE) f(x, y). \end{aligned} \quad (\text{G8})$$

Subtracting the extremes we have

$$\begin{aligned} \int_{\mathbb{R}^2} dx dy I(x, y) f(x, y) &= 0 \\ I(x, y) &\equiv \delta(M - yE) \left(\delta(yE - xE) - \delta(M - xE) \right). \end{aligned} \quad (\text{G9})$$

Let's now see that $I(x, y) = 0, \forall x, y$. Note that

$$I(x, y) = \begin{cases} \delta(0) \cdot 0, & yE = M \\ 0 \cdot \left(\delta(yE - xE) - \delta(M - xE) \right), & yE \neq M \end{cases} \quad (\text{G10})$$

Using

$$\delta(\Omega) = i \lim_{\epsilon \rightarrow 0^+} \left((\Omega + i\epsilon E)^{-1} - (\Omega - i\epsilon E)^{-1} \right) \quad (\text{G11})$$

we see that

$$\begin{aligned} \delta(\Omega) \cdot 0 &= i \lim_{\epsilon \rightarrow 0^+} \left((\Omega + i\epsilon E)^{-1} - (\Omega - i\epsilon E)^{-1} \right) \cdot 0 \\ &= \lim_{\epsilon \rightarrow 0^+} 0 = 0, \end{aligned} \quad (\text{G12})$$

so $I(x, y) = 0$. Now the identity $\delta(yE - xE) = E\delta(y - x)E$ completes the proof.

Appendix H: Field interacting with the Auxiliary Variables

$$H_{\text{int}}(t) = H_1(t) + H_2(t) = \sum_{\nu=1}^n x_{\nu} h_{\nu}(t) + x_{n+\nu} g_{\nu}(t) = x^T \begin{bmatrix} h(t) \\ g(t) \end{bmatrix}. \quad (\text{H1})$$

where $h_{\nu}(t)$ is an arbitrary time-dependent function, that might be of the form

$$h_{\nu}(t) \equiv - \sum_{j=1}^3 R_{j\nu} \int_{\mathbb{R}^3} dr \mathcal{E}_j(r, t) G(r; R_{\nu}, \Sigma_{\nu}). \quad (\text{H2})$$

Comparing with Eqs. (C10) and (D1), and indicating the time-dependence by the subscript t , we have

$$F_t = A \begin{bmatrix} h_t \\ g_t \end{bmatrix} \Leftrightarrow \begin{bmatrix} \dot{f}_t \\ f_t - 2\Gamma f_t \end{bmatrix} = \begin{bmatrix} A_1 & A_2 \\ A_2^T & A_3 \end{bmatrix} \begin{bmatrix} h_t \\ g_t \end{bmatrix}, \quad (\text{H3})$$

with $A_1 = A_1^T$, $A_3 = A_3^T$, and A given by Eq. (D2). Separating the vector components,

$$A_1 h_t + A_2 g_t = \dot{f}_t \quad (\text{H4})$$

$$A_2^T h_t + A_3 g_t = f_t - 2\Gamma f_t. \quad (\text{H5})$$

Substituting Eq. (H4) into Eq. (H5) we have

$$A_2^T h_t + A_3 g_t = A_1 \dot{h}_t + A_2 \dot{g}_t - 2\Gamma (A_1 h_t + A_2 g_t) \quad (\text{H6})$$

or, equivalently,

$$A_2 \dot{g}_t - (A_3 + 2\Gamma A_2)g_t = (A_2^T + 2\Gamma A_1)h_t - A_1 \dot{h}_t. \quad (\text{H7})$$

In the ω space,

$$-i\omega A_2 \tilde{g}(\omega) - (A_3 + 2\Gamma A_2)\tilde{g}(\omega) = (A_2^T + 2\Gamma A_1)\tilde{h}(\omega) + i\omega A_1 \tilde{h}(\omega). \quad (\text{H8})$$

Grouping terms and isolating $\tilde{g}(\omega)$ yields

$$\tilde{g}(\omega) = \tilde{\mathcal{L}}(\omega)\tilde{h}(\omega) \quad (\text{H9})$$

$$\tilde{\mathcal{L}}(\omega) := -[A_3 + (i\omega + 2\Gamma)A_2]^{-1}[A_2^T + (i\omega + 2\Gamma)A_1]. \quad (\text{H10})$$

1. Formal integration

Taking the Fourier Transform (Eq. (I24)) in Eq. (H9) we have

$$\begin{aligned} g_i(t) &= \sum_{k=1}^n F\{\tilde{\mathcal{L}}_{ik}(\omega)\tilde{h}_k(\omega)\} = \sum_{k=1}^n \mathcal{F}\{\tilde{\mathcal{L}}_{ik}(\omega)\tilde{h}_k(\omega)\} = \sum_{k=1}^n \frac{1}{2\pi} \int_{\mathbb{R}} d\omega \exp\{-i\omega t\} \tilde{\mathcal{L}}_{ik}(\omega)\tilde{h}_k(\omega) \\ &= \sum_{k=1}^n \frac{1}{2\pi} \int_{\mathbb{R}} d\omega \exp\{-i\omega t\} \tilde{\mathcal{L}}_{ik}(\omega) \left[\int_{\mathbb{R}} d\tau \exp\{i\omega\tau\} h_k(\tau) \right] = \sum_{k=1}^n \int_{\mathbb{R}} d\tau h_k(\tau) \left[\frac{1}{2\pi} \int_{\mathbb{R}} d\omega \exp\{-i\omega(t-\tau)\} \tilde{\mathcal{L}}_{ik}(\omega) \right] \\ &= \sum_{k=1}^n \int_{\mathbb{R}} d\tau h_k(\tau) \mathcal{L}_{ik}(t-\tau) = \sum_{k=1}^n \int_{\mathbb{R}} d\tau \mathcal{L}_{ik}(t) h_k(t-\tau) = \sum_{k=1}^n \mathcal{L}_{ik}(t) * h_k(t) \equiv \mathcal{L}(t) \otimes h(t). \end{aligned} \quad (\text{H11})$$

where we have used Eqs. (I24) and (I25) and the commutativity of the convolution. Finally, we have introduced the symbol \otimes to indicate the convolution of a matrix and a vector.

Appendix I: Quantities in the k, ω space

1. Polarization

Defining $\Lambda_t^\pm \equiv \exp\{\pm J\mathcal{B}t\}$ we have

$$\mathcal{F}\{\Lambda_t^\pm\}(\omega) = \int_{\mathbb{R}} dt \exp\{i(\omega E \mp iJ\mathcal{B})t\} = 2\pi\delta(\omega E \mp iJ\mathcal{B}). \quad (\text{I1})$$

Taking the Fourier transform of

$$\langle q \rangle_t = \Lambda_t^{-1}(\langle q \rangle_0 - \Delta_t), \quad (\text{I2})$$

we have

$$\langle q \rangle(\omega) = \mathcal{F}\{\Lambda_t^{-1} \langle q \rangle_0 - \Lambda_t^{-1} \Delta_t\}(\omega) \quad (\text{I3a})$$

$$= 2\pi\delta(\omega E + iJ\mathcal{B}) \langle q \rangle_0 - \frac{1}{2\pi} (\Lambda_t^{-1})(\omega) \otimes \Delta(\omega) \quad (\text{I3b})$$

$$= 2\pi\delta(\omega E + iJ\mathcal{B}) \langle q \rangle_0 - i(\omega E + iJ\mathcal{B})^{-1} J\mathcal{C}(\omega), \quad (\text{I3c})$$

where we have used the convolution theorem for matrices (see the proof below)

$$\mathcal{F}\{A(t)B(t)\}(\omega) = \frac{1}{2\pi} A(\omega) \otimes B(\omega), \quad (\text{I4})$$

where $[A \otimes B]_{ij}(\omega) \equiv \sum_k (A_{ik} * B_{kj})(\omega)$ is the matrix convolution, and the identity (see the proof below)

$$\Lambda^{-1}(\omega) \otimes \Delta(\omega) = 2\pi i(\omega E + iJ\mathcal{B})^{-1} J\mathcal{C}(\omega). \quad (\text{I5})$$

Proof. The Fourier transform of the product of functions reads

$$\begin{aligned}\mathcal{F}\{f(t)g(t)\}(\omega) &= \int_{\mathbb{R}} dt \exp\{i\omega t\}f(t)g(t) = \int_{\mathbb{R}} dt \exp\{i\omega t\} \frac{1}{2\pi} \int_{\mathbb{R}} d\omega' \exp\{-i\omega' t\} \tilde{f}(\omega')g(t) \\ &= \frac{1}{2\pi} \int_{\mathbb{R}} d\omega' \tilde{f}(\omega') \int_{\mathbb{R}} dt \exp\{i(\omega - \omega')t\}g(t) = \frac{1}{2\pi} \int_{\mathbb{R}} d\omega' \tilde{f}(\omega') \tilde{g}(\omega - \omega') = \frac{1}{2\pi} \tilde{f}(\omega) * \tilde{g}(\omega).\end{aligned}\quad (\text{I6})$$

Then results the convolution theorem in the ω space,

$$\mathcal{F}\{f(t)g(t)\}(\omega) = \frac{1}{2\pi} \tilde{f}(\omega) * \tilde{g}(\omega).\quad (\text{I7})$$

The convolution for scalars is defined as

$$f * g(\omega) = \int_{\mathbb{R}} d\omega' f(\omega - \omega')g(\omega').\quad (\text{I8})$$

This is extended to matrices as follows: From the definition of \otimes we have

$$\begin{aligned}(A \otimes B)_{ij}(\omega) &\equiv \sum_k (A_{ik} * B_{kj})(\omega) = \sum_k \int_{\mathbb{R}} d\omega' A_{ik}(\omega - \omega')B_{kj}(\omega') \\ &= \int_{\mathbb{R}} d\omega' \sum_k A_{ik}(\omega - \omega')B_{kj}(\omega') = \left(\int_{\mathbb{R}} d\omega' A(\omega - \omega')B(\omega') \right)_{ij}.\end{aligned}\quad (\text{I9})$$

For matrices, the convolution theorem reads

$$\begin{aligned}\mathcal{F}\{A(t)B(t)\}_{ij}(\omega) &= \mathcal{F}\left\{ \sum_k A_{ik}(t)B_{kj}(t) \right\}(\omega) = \sum_k \mathcal{F}\{A_{ik}(t)B_{kj}(t)\}(\omega) \\ &= \frac{1}{2\pi} \sum_k A_{ik}(\omega) * B_{kj}(\omega) = \frac{1}{2\pi} \left(A(\omega) \otimes B(\omega) \right)_{ij},\end{aligned}\quad (\text{I10})$$

where we have used linearity of the Fourier transform. This proves Eq. (I4). \square

Proof. Let's now prove Eq. (I5). Using $\mathcal{F}\{\dot{\Delta}_t\}(\omega) = -i\omega\Delta(\omega)$ and the convolution theorem, we can write $\dot{\Delta}_t = \Lambda_t J C_t$ in the ω space as

$$-i\omega\Delta(\omega) = \mathcal{F}\{\Lambda_t J C_t\}(\omega) = \frac{1}{2\pi} \Lambda(\omega) \otimes J C(\omega) = \delta(\omega E - iJ\mathcal{B}) \otimes J C(\omega),\quad (\text{I11})$$

where we have used Eq. (I1). From the convolution for matrices, Eq. (I9), we have

$$\begin{aligned}\delta(\omega E - iJ\mathcal{B}) \otimes J C(\omega) &= \int_{\mathbb{R}} d\omega' \delta(\omega E - iJ\mathcal{B} - \omega' E) J C(\omega') = \int_{\mathbb{R}} d\omega' \delta((\omega E - iJ\mathcal{B}) - \omega' E) J C(\omega') \\ &= \int_{\mathbb{R}} d\omega' \delta((\omega E - iJ\mathcal{B}) - \omega' E) J C(\omega E - iJ\mathcal{B}) = \left(\int_{\mathbb{R}} d\omega' \delta((\omega E - iJ\mathcal{B}) - \omega' E) \right) J C(\omega E - iJ\mathcal{B}),\end{aligned}\quad (\text{I12})$$

where we have used the delta function identity Eq. (G4). Using Eq. (G3) we have

$$\int_{\mathbb{R}} d\omega' \delta((\omega E - iJ\mathcal{B}) - \omega' E) = E,\quad (\text{I13})$$

so

$$\delta(\omega E - iJ\mathcal{B}) \otimes J C(\omega) = J C(\omega E - iJ\mathcal{B}).\quad (\text{I14})$$

Then we have

$$\Delta(\omega) = i\omega^{-1} J C(\omega E - iJ\mathcal{B}).\quad (\text{I15})$$

Now we use this result to compute the convolution

$$\Lambda^{-1}(\omega) \otimes \Delta(\omega) = 2\pi \delta(\omega E + iJ\mathcal{B}) \otimes \left(i\omega^{-1} J C(\omega E - iJ\mathcal{B}) \right) = 2\pi i (\omega E + iJ\mathcal{B})^{-1} J C(\omega)\quad (\text{I16})$$

by the same token as Eq. (I14). This proves Eq. (I5). \square

2. Spatial Distribution and the Interaction Term

The Fourier transform of the Gaussian function

$$G(r; R_\alpha, \Sigma_\alpha) = |\det\{2\pi\Sigma_\alpha\}|^{-\frac{1}{2}} \exp\left\{-\frac{1}{2}(r - R_\alpha)^\top \Sigma_\alpha^{-1}(r - R_\alpha)\right\} \quad (\text{I17})$$

to the k space, Eq. (I27), reads

$$\begin{aligned} \tilde{G}(k; R_\alpha, \Sigma_\alpha) &= \int_{\mathbb{R}^3} dr \exp\{-ik^\top r\} G(r; R_\alpha, \Sigma_\alpha) \\ &= |\det\{2\pi\Sigma_\alpha\}|^{-\frac{1}{2}} \int_{\mathbb{R}^3} dr \exp\left\{-\frac{1}{2}(r - R_\alpha)^\top \Sigma_\alpha^{-1}(r - R_\alpha) - ik^\top r\right\} \\ &= |\det\{2\pi\Sigma_\alpha\}|^{-\frac{1}{2}} \int_{\mathbb{R}^3} dx \exp\left\{-\frac{1}{2}x^\top \Sigma_\alpha^{-1}x - ik^\top x - ik^\top R_\alpha\right\}. \end{aligned} \quad (\text{I18})$$

Using the Gaussian integral

$$|\det\{2\pi M\}|^{-\frac{1}{2}} \int_{\mathbb{R}^3} dx \exp\left\{-\frac{1}{2}x^\top M^{-1}x \pm b^\top x + c\right\} = \exp\left\{\frac{1}{2}b^\top M b + c\right\}, \quad (\text{I19})$$

we have

$$\tilde{G}(k; R_\alpha, \Sigma_\alpha) = \exp\left\{-ik^\top R_\alpha - \frac{1}{2}k^\top \Sigma_\alpha k\right\}. \quad (\text{I20})$$

For the interaction term $h_\beta(t)$ we have

$$\begin{aligned} h_\beta(t) &= -\sum_{j=1}^3 R_{j\beta} \int_{\mathbb{R}^3} dr \mathcal{E}_j(r, t) G(r; R_\beta, \Sigma_\beta) \\ &= -\sum_{j=1}^3 R_{j\beta} \int_{\mathbb{R}^3} dr \frac{1}{(2\pi)^4} \int_{\mathbb{R}} d\omega \int_{\mathbb{R}^3} dk \exp\{-i\omega t + ik^\top r\} \tilde{\mathcal{E}}_j(k, \omega) G(r; R_\beta, \Sigma_\beta) \\ &= \frac{1}{(2\pi)} \int_{\mathbb{R}} d\omega \exp\{-i\omega t\} \left[-\frac{1}{(2\pi)^3} \sum_{j=1}^3 R_{j\beta} \int_{\mathbb{R}^3} dk \tilde{\mathcal{E}}_j(k, \omega) \int_{\mathbb{R}^3} dr \exp\{ik^\top r\} G(r; R_\beta, \Sigma_\beta) \right] \\ &= \frac{1}{(2\pi)} \int_{\mathbb{R}} d\omega \exp\{-i\omega t\} \left[-\frac{1}{(2\pi)^3} \sum_{j=1}^3 R_{j\beta} \int_{\mathbb{R}^3} dk \tilde{\mathcal{E}}_j(k, \omega) \tilde{G}(-k; R_\beta, \Sigma_\beta) \right], \end{aligned} \quad (\text{I22})$$

where we have written the electric field using Eq. (I28), and taken the Fourier transform Eq. (I27) for $G(r; R_\beta, \Sigma_\beta)$. From the Fourier transform Eq. (I25) we have

$$h_\beta(\omega) = -\frac{1}{(2\pi)^3} \sum_{j=1}^3 R_{j\beta} \int_{\mathbb{R}^3} dk \tilde{\mathcal{E}}_j(k, \omega) \tilde{G}(-k; R_\beta, \Sigma_\beta). \quad (\text{I23})$$

3. List of Fourier Transforms

The Fourier transform in the ω space reads⁹⁶

$$F(t) = \frac{1}{2\pi} \int_{\mathbb{R}} d\omega \exp\{-i\omega t\} \tilde{F}(\omega) \quad (\text{I24})$$

$$\tilde{F}(\omega) = \int_{\mathbb{R}} dt \exp\{i\omega t\} F(t). \quad (\text{I25})$$

In the k space,

$$V(r) = \frac{1}{(2\pi)^3} \int_{\mathbb{R}^3} dk \exp\{ik^T r\} \tilde{V}(k) \quad (\text{I26})$$

$$\tilde{V}(k) = \int_{\mathbb{R}^3} dr \exp\{-ik^T r\} V(r). \quad (\text{I27})$$

In the k, ω space

$$\mathcal{E}(r, t) = \frac{1}{(2\pi)^4} \int_{\mathbb{R}} d\omega \int_{\mathbb{R}^3} dk \exp\{-i\omega t + ik^T r\} \tilde{\mathcal{E}}(k, \omega) \quad (\text{I28})$$

$$\tilde{\mathcal{E}}(k, \omega) = \int_{\mathbb{R}} dt \int_{\mathbb{R}^3} dr \exp\{i\omega t - ik^T r\} \mathcal{E}(r, t). \quad (\text{I29})$$

From above we have the Fourier transforms of the Dirac delta function,

$$\delta(\omega) = \frac{1}{(2\pi)} \int_{\mathbb{R}} dt \exp\{i\omega t\} \quad (\text{I30})$$

$$\delta(k) = \frac{1}{(2\pi)^3} \int_{\mathbb{R}^3} dr \exp\{-ik^T r\} \quad (\text{I31})$$

$$\delta(k, \omega) = \frac{1}{(2\pi)^4} \int_{\mathbb{R}} dt \int_{\mathbb{R}^3} dr \exp\{i\omega t - ik^T r\}. \quad (\text{I32})$$