

## Highlights

### **Ontology Matching with Large Language Models and Prioritized Depth-First Search**

Maria Taboada, Diego Martinez, Mohammed Arideh, Rosa Mosquera

- Propose a novel retrieve-identify-prompt pipeline for ontology matching.
- Achieve the highest F-Measure score in four of the five tasks in the unsupervised setting.
- Exhibit task-agnostic high performance, remaining stable across all tasks and settings.
- Significantly reduce the number of requests to the LLM.

# Ontology Matching with Large Language Models and Prioritized Depth-First Search

Maria Taboada<sup>a,\*</sup>, Diego Martinez<sup>b</sup>, Mohammed Arideh<sup>a</sup>, Rosa Mosquera<sup>c</sup>

<sup>a</sup>Department of Electronics and Computer Science, University of Santiago de Compostela, Santiago de Compostela, 15701, Spain

<sup>b</sup>Department of Applied Physics, University of Santiago de Compostela, , Santiago de Compostela, 15701, Spain

<sup>c</sup>Department of Functional Biology, University of Santiago de Compostela, , Santiago de Compostela, 15701, Spain

---

## Abstract

Ontology matching (OM) plays a key role in enabling data interoperability and knowledge sharing, but it remains challenging due to the need for large training datasets and limited vocabulary processing in machine learning approaches. Recently, methods based on Large Language Model (LLMs) have shown great promise in OM, particularly through the use of a *retrieve-then-prompt* pipeline. In this approach, relevant target entities are first retrieved and then used to prompt the LLM to predict the final matches. Despite their potential, these systems still present limited performance and high computational overhead. To address these issues, we introduce MILA, a novel approach that embeds a *retrieve-identify-prompt* pipeline within a prioritized depth-first search (PDFS) strategy. This approach efficiently identifies a large number of semantic correspondences with high accuracy, limiting LLM requests to only the most borderline cases. We evaluated MILA using the biomedical challenge proposed in the 2023 and 2024 editions of the Ontology Alignment Evaluation Initiative. Our method achieved the highest F-Measure in four of the five unsupervised tasks, outperforming state-of-the-art OM systems by up to 17%. It also performed better than or comparable to the leading supervised OM systems. MILA further exhibited task-agnostic performance, remaining stable across all tasks and settings, while significantly reducing LLM requests. These findings highlight that high-performance LLM-based OM can be achieved through a combination of programmed (PDFS), learned (embedding vectors), and prompting-based heuristics, without the need of domain-specific heuristics or fine-tuning.

**Keywords:** Ontology Matching, Retrieval Augmented Generation, Greedy Search, Large Language Models, Zero-Shot Setting

---

## 1. Introduction

In the field of information management, ontologies play a key role in semantic interoperability and knowledge exchange by providing a shared vocabulary that promotes common understanding within a domain. They act as valuable resources in various AI applications, such as autonomous communication in manufacturing environments [1], automation of information flows [2], smart contract creation [3], or 3D scene graph generation [4]. However, the proliferation of incomplete and overlapping ontologies within the same domain is an obstacle to smooth communication between applications. In this context, Ontology Matching (OM) becomes essential for integrating distributed knowledge [5]. OM has broad applications, from linking entities across public ontologies to facilitating knowledge integration in collaborative business environments [6], and merging disparate data warehouses for transactional or analytical purposes in private corporations [7]. Furthermore, OM shares many similarities with knowledge graph alignment [8], and database schema matching [9]. Therefore, advances in OM can be leveraged in a wide range of fields beyond ontologies.

OM refers to the process of identifying semantic correspondences between entities across multiple ontologies [5]. Since 2004, the Ontology Alignment Evaluation Initiative (OAEI) has been organizing annual evaluation campaigns

---

\*Corresponding author

Email address: maria.taboada@usc.es (Maria Taboada)

to evaluate and benchmark OM technologies, significantly advancing the field [10]. These evaluation campaigns have been instrumental in increasing the performance of existing approaches, particularly those focused on identifying equivalence correspondences between entities of a pair of ontologies - referred to as simple pairwise equivalence OM [6]. Consequently, current OM systems have achieved performance improvements, with techniques based on lexical, structural and semantic matching [11], as well as mapping repair techniques [12, 13]. Despite these advances, OM systems continue to have difficulty distinguishing between entities that are semantically similar and those that are merely frequently co-occurring [14, 15]. Moreover, the scalability problem prevents widespread implementation [11].

### 1.1. Motivation and main contributions

Recent OM systems often require fine-tuning with large domain-specific training datasets to achieve optimal performance [16, 17, 18, 19]. In contrast, Large Language Model (LLM)-based methods have emerged as a promising alternative for OM. They leverage pre-trained knowledge for finding correspondences across ontologies and do not require fine-tuning. State-of-the-art LLM-based systems apply a *retrieve-then-prompt* pipeline, where relevant target entities are first retrieved and then used to prompt an LLM to predict mapping correspondences [20, 21, 22, 23]. Despite their potential, these systems still present difficulties, such as limited performance on complex tracks and computational overhead due to the high number of LLM prompts [23]. These limitations highlight the need for alternative strategies that reduce the number of LLM queries, thus improving both efficiency and scalability [20].

To address these limitations, we propose MILA (Minimizing LLM Prompts in Ontology Mapping), a framework that identifies high-confidence, bidirectional correspondences between ontologies, minimizing LLM prompts to borderline correspondences only. To this end, MILA embeds a *retrieve-identify-prompt* pipeline into a prioritized depth-first search (PDFS) strategy. The framework handles the search space between entities of two ontologies using a search tree, where the nodes (representing entities) are arranged in levels that alternate between the source and target ontologies. The search goal is to find bidirectional correspondences in some path from any node by applying the following steps in each iteration:

- **Retrieve:** The algorithm uses two retrievers to extract prioritized lists of successor nodes, which are used to manage the search space through a search tree structure. These retrievers are built by encoding the ontology terminologies into two separate vector databases- one for each ontology.
- **Identify:** An objective function evaluates whether a bidirectional correspondence can be identified between the node’s predecessor and the node itself, and whether the correspondence is of high confidence.
- **Prompt:** If a high-confidence bidirectional correspondence cannot be asserted between two nodes, then an LLM is prompted to confirm it.

Our framework was evaluated using the biomedical challenge proposed in the 2023 and 2024 editions of the Ontology Alignment Evaluation Initiative (OAEI) [10]. We selected the biomedical domain due to its particular nature, which makes OM a challenge [14]: the presence of a rich and constantly evolving terminology, the significant variability in language usage, and the high frequency of rare terms, which are difficult to learn. Moreover, the limited performance of LLM-based solutions in this domain highlights the need for new approaches [23].

The results of our evaluation demonstrate the ability of MILA to outperform state-of-the-art systems in terms of task-agnostic, high performance, and reduced computational overhead. These excellent results corroborate the strength of our proposal.

## 2. Related Work

OM technology requires the use of external background knowledge to work effectively, as most ontologies are designed in specific contexts that are not explicitly modeled [7]. The most recent OM systems consume existing pre-trained neuronal models [24] as sources of external knowledge [16, 17, 18, 19]. These systems show significant performance improvements over traditional feature engineering and machine learning strategies. They benefit from the capabilities that pre-trained neural models have to automatically interpret the textual descriptions embedded in the labels, comments and definitions of ontologies. However, most models need to be fine-tuned with large training data to perform properly, and they can only process short textual descriptions [20].

To overcome the aforementioned drawbacks, several studies have explored the promising capabilities of LLMs for OM [25, 21, 22, 20, 26, 23]. All of these studies focus on comparing the effect of different prompt inputs to LLMs [27] on OM. In [25], the LLM is provided with complete ontologies in a single prompt, along with detailed instructions on the problem definition and the query goal [25]. However, the most commonly used strategy is to include only a pair of ontology entities in each individual prompt [21, 22, 20, 26, 23]. Moreover, the performance of LLMs has been studied in both zero-shot and few-shot settings [21]. In zero-shot scenarios, where LLMs are queried without providing in-context examples, the performance increases when the prompt contains a set of explicit matching rules. Surprisingly, this zero-shot scenario is almost as effective as providing examples that are textually close to the entities to be matched (few-shot setting) [22]. In addition, prompting LLMs with a brief description of the OM task followed by positive and negative examples has achieved the best results in the anatomy domain [20]. Moreover, the use of multiple choice prompts notably reduces the query execution time, but degrades results. Furthermore, the inclusion of structural context in LLM prompting does not improve OM [26].

To meet the challenge of large-scale OM [12, 28], LLM-based OM systems integrate Retrieval-Augmented Generation (RAG) [29] to effectively reduce the problem of incorrect content generation [22, 20, 23]. They follow a naive methodology based on a *retrieve-then-prompt* pipeline that includes three sequential steps [29]: indexing the target ontology in a vector database, retrieving relevant target entities, and prompting the LLM with mapping candidates. Although the results show that the integration of RAG with LLM in OM is in some cases comparable or even better than current OM systems, the overall performance of LLM-based approaches needs to be improved [22, 20, 23]. Although these systems have a high candidate recovery rate, which can reach 100%, the results can decrease by up to 30% after prompting. Even this reduction can reach 50% in the biomedical domain, where LLM-based systems perform weakly [23]. Another limitation in the use of LLMs is the problem of scalability [20]. Although RAG-based approaches significantly reduce time complexity from quadratic to linear, these systems still require a long runtime when applied to large ontologies. Moreover, these runtimes increase substantially as the number of prompts per entity grows. These limitations motivate the need for an alternative RAG strategy that minimizes the number of requests made to the LLM [23]. One suggested solution is to initially use a fast and highly accurate matcher to find correspondences for straightforward cases, reserving LLM prompting only for more complex or ambiguous cases [20]. This proposal would optimize efficiency by reducing the dependence on the LLM for simple matching tasks. Therefore, the challenge now is to design the matcher so that it can effectively and reliably identify correspondences with minimal computational overhead.

### 3. Preliminaries

#### 3.1. Problem formulation

Ontology matching (OM) is the process of identifying semantic correspondences among entities of overlapping ontologies [6]. A simple pairwise OM can be defined by a function that takes as input a source ontology  $O_s$ , a target ontology  $O_t$ , an input alignment  $A$ , a set of parameters  $p$  and resources  $r$  (such as external background knowledge), and return an alignment  $A'$  (i.e., a set of correspondences) between entities (or classes) of the input ontologies [5]. A semantic correspondence is a quintuple  $\langle id, e_{O_s}, r, e_{O_t}, c \rangle$ , such as:

- $id$  identifies the correspondence.
- $e_{O_s}$  and  $e_{O_t}$  are entities of  $O_s$  and  $O_t$ , respectively.
- $r$  identifies the semantic relation between  $e_{O_s}$  and  $e_{O_t}$ .
- $c$  is a confidence value that reflects the degree of correctness of the correspondence, which is usually a real value in the interval  $[0,1]$ .

In our approach,  $r$  is an equivalence relation ( $\equiv$ ) that links two entities through a bidirectional correspondence. Therefore,  $\langle id_i, e_{O_s}, r, e_{O_t}, c \rangle$  is the inverse of  $\langle id_j, e_{O_t}, r, e_{O_s}, c \rangle$  [6]. An example of a simple and bidirectional pairwise correspondence between the ontologies NCI Thesaurus (NCIT) [30] and Disease Ontology (DOID) [31], expressed in Description Logic (DL), is the following:

$$O_{NCIT} : \text{clear cell sarcoma of soft tissue} (\equiv) O_{DOID} : \text{clear cell sarcoma}$$

### 3.2. Prioritized Depth-First Search (PDFS)

State-space search algorithms aim to find solutions to problems represented by a set of states. They organize the search space into a tree and evaluate the best path based on certain criteria, typically optimizing the cost to reach a goal. Search algorithms are divided into uninformed and informed categories. Uninformed algorithms, such as depth-first search (DFS), explore the state space without knowing how promising a state is. Informed algorithms, such as the greedy best-first search (GBFS), use a heuristic function to guide the search toward the goal by prioritizing nodes that appear closest to the goal. The term *greedy* usually denotes that the decision is never revised. However, sometimes this term is also used to describe an algorithm that backtracks when a dead end is reached, combining elements of both DFS and GBFS. Sometimes, this combined strategy is called *prioritized depth first search* (PDFS) to clearly distinguish it from a pure greedy approach.

### 3.3. Main OM Components in RAG-based approaches

In RAG systems, domain knowledge is stored in vector databases, which are specifically designed to store and index individual text units based on their corresponding embedding vectors. These embedding representations enable fast and efficient retrieval of relevant information when a query, encoded in the same latent space, is processed. The retrieval process is usually supported by the semantic similarity between the query and the indexed vectors, facilitating the extraction of contextually relevant text units to query the LLM.

The workflow of most RAG-based OM systems typically involves several sequential steps [20, 22, 23]: 1) *Vector knowledge base (KB) construction*, where the target ontology is extracted, pre-processed, and indexed; 2) *Mapping prediction*, where mapping candidates are retrieved by computing the semantic similarity between the vector representation of a source entity and the indexed target entities; 3) *Mapping refinement*, where candidates are either confirmed or discarded through prompting an LLM; 4) *Candidate filtering*, where mappings are filtered out based on predefined heuristics.

#### 3.3.1. Vector KB construction

Based on the assumption that the matched entities are likely to have labels with overlapping subtokens, traditional methods implement the inverted word-level index [12, 17]. In these approaches, the initial set of correspondences for a source entity is built by selecting target labels that share at least one sub-word token with some label of the source entity. Unlike these approaches, RAG-based OM methods encode and index complete labels and definitions, rather than their sub-words [20]. Label indexing aims at an efficient approach to retrieval, whereas definition indexing is intended to retrieve entities that are not similar in appearance [22]. Hierarchical contexts (parent and child labels) can also be extracted and encoded, although they show worse performance [23]. Therefore, our approach only indexes labels (preferred terms and synonyms), with the goal of maximizing retrieval efficiency.

Moreover, some OM approaches index only the target ontology [22, 23], while others index both ontologies, aiming to increase the initial set of candidate correspondences and thus the recall of the approach [17, 20]. MILA also indexes both ontologies, but with the goal of properly handling all the search space across them.

#### 3.3.2. Mapping prediction

A embedding-based retrieval model predicts the most similar candidates for the correspondences in OM. By computing the cosine similarity between a vector representing the source entity and each vector in the target database, the most similar alignment candidates are predicted. From these, the top k candidates per entity are selected [20, 23]. The main novelty of our approach is that the mapping prediction and refinement stages are not sequential but are embedded in a search strategy. Our proposal will be described in detail in Section 4.

#### 3.3.3. Mapping refinement

In RAG-based approaches [20, 22, 23], an LLM filters the candidates proposed by the retriever. Most approaches verbalize each alignment candidate in text, which is used to populate an LLM prompt template, following some prompting technique [27]. Depending on the type of information provided to the LLM, these techniques can be classified as zero-shot or few-shot. In zero-shot scenarios, LLMs are prompted with no contextual examples provided [26, 20, 23], while a few contextual examples are provided in few-shot settings [22, 20]. In the latter case, it may also be appropriate to provide both examples of correct correspondences and missing correspondences [20].

Based on the amount and type of information provided, prompts can be categorized into two types: simple prompts and contextual prompts. Simple prompts provide minimal ontology context, including only entity names [20]. In contrast, contextual prompts include additional and relevant information, such as definitions or hierarchical relationships [26, 23]. This contextual information can be retrieved directly from the ontologies themselves or from external resources. Alternatively, contextual data can be selectively extracted using graph search algorithms that identify and focus on the most relevant ontology information, leading to more accurate and effective LLM answers [32]. Furthermore, prompt templates can involve binary decisions, where the LLM must decide whether a candidate is correct or not [26, 20, 23], or multiple decisions, where the LLM must select among several candidate proposals [22, 20].

In approaches prior to RAG [12, 33, 17], mapping refinement aims to discover new correspondences from predicted mappings. These approaches are based on the locality principle [12], which assumes that entities semantically related to those in a predicted correspondence are likely to be matched in new mappings. LogMap [12] computes new mappings by expanding the hierarchical contexts of each entity in a mapping and finding correspondences between classes of these two hierarchical contexts. BERTMap [17] also improves the performance of a BERT classifier with a reasonable time cost by restricting this principle to correspondences that have been predicted with a high score.

### 3.3.4. Candidate filtering

Mapping refinement is usually finished with a post-processing step mainly aimed at filtering out incorrect correspondences. OM systems often use methods based on heuristics, such as confidence score thresholds (confidence filters) or criteria to achieve unambiguous alignments (cardinality filters) [20, 18, 23]. More sophisticated methods rely on logical reasoning [12] to remove correspondences that cause logical inconsistencies after integrating ontologies [34, 35, 17], or on probabilistic reasoning to resolve conflicts [36]. However, our approach does not apply any post-processing step.

## 4. Methodological framework

Our approach MILA aims to find simple and bidirectional pairwise correspondences. Unlike previous LLM-based OM approaches, our approach does not follow a *retrieve-then-prompt* pipeline that instructs the LLM for each candidate retrieved by the pre-trained model. Instead, our approach solves the OM task by applying a state-space search that embeds a *retrieve-identify-prompt* pipeline (see Fig. 1). Using both source and target entity retrievers, this strategy can identify a large number of semantic correspondences from the retrievers with high accuracy, restricting requests to the LLM only to borderline cases. Therefore, our approach integrates mapping prediction and refinement in a single step, which is handled by a PDFS strategy. MILA comprises the following steps: 1) simple lexical pre-processing, 2) building of two vector KBs, one per ontology, and 3) prediction and refinement of bidirectional correspondences. In Fig. 1, we provide an overview of these main steps.

### 4.1. Simple lexical pre-processing

In ontologies, an entity (or class) can have multiple labels (i.e., aliases) defined by annotation properties, which typically include both preferred and alternative labels (i.e., synonyms). First, MILA parses the input ontologies and pre-processes all labels of the entities in each ontology. Pre-processing includes the use of lowercase and any processing required to index the labels in the vector KB (e.g., the addition of a period to the end of the label if using the embedding model SBERT [37]). We refer to labels after preprocessing by  $\omega$  and to the set of all preprocessed labels of an entity  $e$  by  $\Omega(e)$ . All labels in  $\Omega(e)$  are synonymous (i.e. labels with the same or very similar meaning in the domain of the ontology). Therefore, the labels in  $\Omega(e)$  can be interchanged in the context of the ontology. For example, the labels *Accessory nerve structure* and *Cranial nerve XI* can be interchanged in the context of SNOMED CT [38].

In some ontologies, entities are labeled with synonyms of some parent entity, probably to solve information retrieval problems in the browsers that use them. In such situations, MILA detects duplicate synonyms between parent and child entities and removes them. To retrieve the parent entities, MILA looks up the ontology using the semantic query language named SPARQL [39].

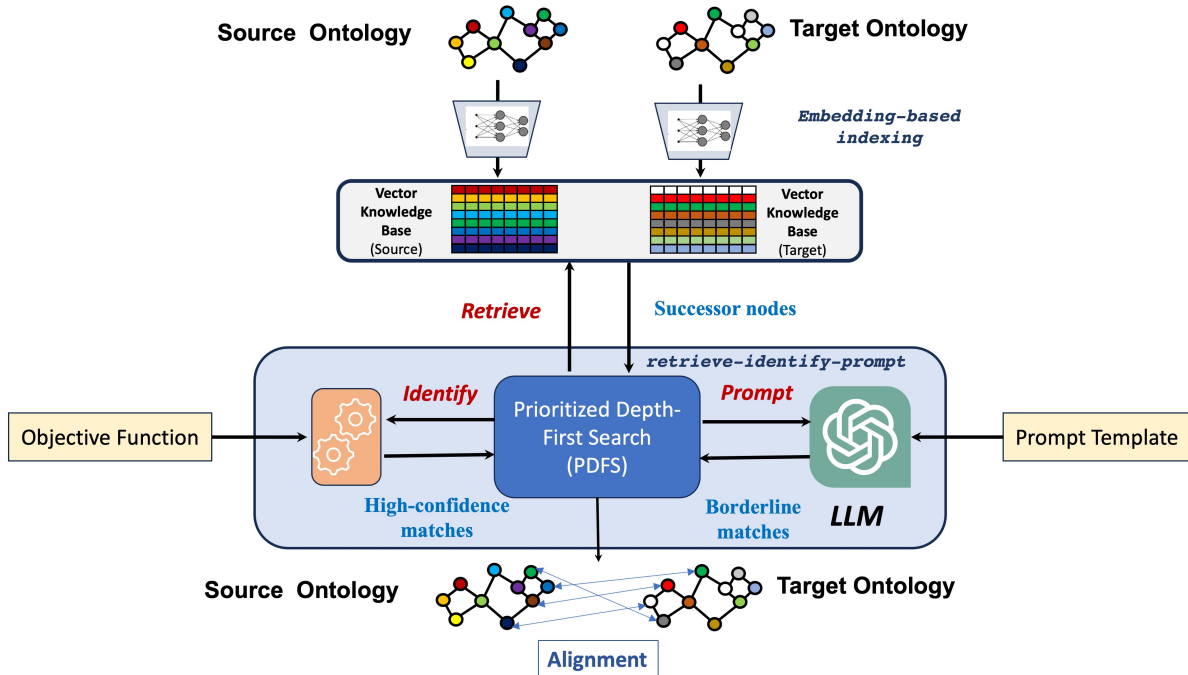


Figure 1: Overview of MILA, where the PDFS strategy embeds a retrieve–identify–prompt pipeline for LLM-based OM.

#### 4.2. Building of vector knowledge bases

Using an embedding model EM, such as SBERT [37], the encoder maps each processed label  $\omega$  to a vector representation. As in [20, 22, 23], we used full labels to encode the vector KBs. However, we do not encode contexts in these KBs. We made this decision based on the fact that test datasets do not provide definitions for most ontologies [10], and using only the ontology terminology is an efficient approach to retrieval in domains that are intensive in terminology, such as biomedical [22].

In some cases, the same label is used to annotate different entities in the ontology. In such situations, the label will be represented by a single embedding vector that will index two different entities.

#### 4.3. Prediction and refinement of equivalence correspondences

The main contribution of our approach is to integrate mapping prediction and refinement in a retrieve-identify-prompt pipeline, which is handled by a PDFS algorithm. Given a search graph, an initial state, and a goal test, the algorithm searches for a solution by generating a search tree. In this tree, entities (represented as nodes) are arranged in at most four levels, where the first and third levels correspond to source entities and the remaining levels to target entities. The search objective is to find the most promising bidirectional correspondences between two entities. Specifically, the search aims to identify the most promising successor node  $s$  of any node  $n$ , such that  $n$  is also the most promising successor node of  $s$ . To this end, for each source entity (initial node), MILA applies the *retrieve-identify-prompt* pipeline at each step of the PDFS algorithm:

- **Retrieve:** The algorithm uses the proper embedding-based retriever to extract the prioritized list of successor nodes.
- **Identify:** The algorithm evaluates whether a bidirectional correspondence between a node and its predecessor can be identified and whether this correspondence is of high level of confidence. The PDFS strategy stops the iteration when the initial node is part of some identified high-confidence bidirectional mapping.
- **Prompt:** If a high-confidence bidirectional correspondence cannot be asserted, then an LLM is prompted to confirm it. This step evaluates edge cases.

#### 4.3.1. Retrieve Step

The PDFS algorithm leverages the vector KBs to extract prioritized lists of successor nodes, selecting the top  $k$  highest-scoring nodes ranked according to cosine similarity. These prioritized lists guide the management of the search space within a search tree structure, facilitating the selection of the most promising node at each step of the search process. Specifically, given a source node  $e_{O_S}$  and the target ontology  $O_T$ , MILA computes the mapping score for each ontology target entity  $e_{O_T} \in O_T$  using a pre-trained language model (PLM), such as, SBERT:

$$f(e_{O_S}, e_{O_T}) = S_{PM}(\Omega(e_{O_S}), \Omega(e_{O_T})) = \max(\{score_{PM}(x, y) | x \in \Omega(e_{O_S}), y \in \Omega(e_{O_T})\})$$

where  $S_{PLM}$  denotes the maximum score computed by the PM for all the synonym pairs  $(x, y) \in \Omega(e_{O_S}) \times \Omega(e_{O_T})$ .

Next, MILA expands each source node  $e_{O_S}$  into a prioritized sublist of successor target nodes by choosing a subset  $\overline{O_T} = \{\bar{e}_{T_i} | \bar{e}_{T_i} \in O_T\}$  that is the maximization of the score function  $f(e_{O_S}, e_{O_T})$ :

$$\begin{aligned} \overline{O_T} &= \operatorname{argmax}_{O_T} [f(e_{O_S}, e_{O_T}) | e_{O_T} \in O_T] \\ \text{s.t.} \quad & |O_T| \leq k \end{aligned}$$

where  $k$  is the maximum number of entities allowed in the list. In reverse, given a target node  $e_{O_T}$  and the source ontology  $O_S$ , MILA expands the node  $e_{O_T}$  into a prioritized sublist of successor source nodes by choosing a subset  $\overline{O_S} = \{\bar{e}_{S_i} | \bar{e}_{S_i} \in O_S\}$  that is the maximization of the score function  $f(e_{O_T}, e_{O_S})$ .

#### 4.3.2. Identify Step

An objective function evaluates whether a bidirectional correspondence can be identified between the node’s predecessor and the node, and whether the correspondence is of high confidence. Specifically, a bidirectional correspondence is identified between two nodes  $n_i$  and  $n_j$  if the following two conditions are satisfied:

1. Forward correspondence: When node  $n_i$  is expanded, node  $n_j$  is in the list of the generated nodes.
2. Backward correspondence: When node  $n_j$  is expanded, node  $n_i$  is in the list of the generated nodes.

It is important to note that the KBs index only the  $k$  most promising candidates. As a result, while a correspondence from  $n_i$  to  $n_j$  may be retrieved, the reverse correspondence from  $n_j$  to  $n_i$  may not be found, as the KB may prioritize other more promising nodes over  $n_j$ . On the other hand, a high-confidence bidirectional correspondence is identified between two nodes  $n_i$  and  $n_j$  if the following two stricter conditions are satisfied:

1. First-ranked node for  $n_i$ : When node  $n_i$  is expanded, node  $n_j$  is the first node generated (i.e., the node with the highest similarity value).
2. First-ranked node for  $n_j$ : When node  $n_j$  is expanded, node  $n_i$  is the first node generated.

MILA allows mapping scores to be rounded to a specified number of decimal places, based on an input parameter. After rounding, multiple nodes may be assigned identical priority scores, causing them to be ranked with the same priority and evaluated uniformly. Moreover, two alternative configurations were implemented in MILA:

- *Configuration 1*: In this configuration, high-confidence bidirectional correspondences can be identified between any two nodes within the search tree. If a high-confidence bidirectional correspondence is identified between a pair of nodes that do not include the initial node, all bidirectional correspondences between either of these nodes and the initial node are automatically excluded. If a bidirectional correspondence is identified between the initial node and any other node, and it is not classified as high-confidence, it is forwarded to the LLM for further processing. Furthermore, if the reverse correspondence is not recovered, then it is explicitly added at the end of the successor list. For more detailed information on this configuration, the reader is referred to Algorithm 1.
- *Configuration 2*: In this configuration, bidirectional correspondences between pairs of nodes that do not involve the initial node are not evaluated. Therefore, if a bidirectional correspondence is identified between the initial node and any other node, and this correspondence is not identified as a high-confidence mapping, then it is forwarded to the LLM for additional processing. This approach is more efficient for tasks that require a single mapping, as it eliminates unnecessary exploration. For further details, refer to Algorithm 2.

In addition, both configurations use a multi-path pruning strategy that, once a path to a node is found, discards all other paths to the same node. For illustrative examples of both configurations, see Subsection 4.3.4.



#### 4.3.3. Prompt Step

This step is performed exclusively on low-confidence bidirectional correspondences involving the initial node. In such cases, an LLM is used to confirm or reject the correspondence. To ensure clarity and focus, a simple and structured prompt is used with minimal ontology context: the names of the ontologies to be mapped, as well as the preferred names of the source and target entities involved in the correspondence. The prompt is designed to facilitate the LLM’s binary decision-making. The prompt template is the following:

You are a helpful expert in ontology matching, which involves determining equivalence correspondences between concepts from different ontologies. The source ontology is called [src\_onto\_fullname] and the target ontology is called [tgt\_onto\_fullname]. The concepts to be aligned are mainly related to semantic types of [semantic\_type].  
Classify if the following concepts are equivalent:  
Source concept: [source\_entity]  
Target concept: [target\_entity]  
If so, answer 'Yes', without adding any type of explanation. Otherwise, answer 'No'.

#### 4.3.4. Examples

The following provide two representative examples illustrating the application of the PDFS algorithm. The first example uses Configuration 1, while the second example uses Configuration 2. In both cases, the source ontology is the Disease Ontology (DOID) [31], and the target ontology is the NCI Thesaurus (NCIT) [30].

- *Example 1.* Fig. 2 illustrates the complete application of the *retrieve-identify-prompt* pipeline embedded into the PDFS algorithm using the *Configuration 1* for the source entity *clear cell sarcoma of soft tissue* (ncit:C3745). On the left, the first four entities retrieved from the target KB for this source entity are shown: *kidney clear cell sarcoma* (DOID\_4880), *clear cell sarcoma* (DOID\_4233), *renal clear cell carcinoma* (DOID\_4467) and *sarcoma* (DOID\_1115). The two first source entities recovered for the target entity *kidney clear cell sarcoma* (DOID\_4880) are also shown below. In the middle of Fig. 2, the relationships between the retrieved entities are visually displayed on a small part of the resulting search graph. On the right, the search tree generated by the PDFS strategy using *Configuration 1* is shown. Initially, the algorithm evaluates the first successor node, *kidney clear cell sarcoma* (DOID\_4880), which has as its first successor the node *clear cell sarcoma of the kidney* (ncit:C4262), and vice versa. Thus, the algorithm *identifies* a high-confidence correspondence between the successor node *kidney clear cell sarcoma* (DOID\_4880) and the entity *clear cell sarcoma of the kidney* (ncit:C4262). The algorithm then submits a *prompt* to the LLM for the correspondence between the starting node and the second successor *clear cell sarcoma* (DOID\_4233). The LLM confirms the prompted correspondence, and the PDFS loop is stopped, discarding the evaluation of the rest of the paths from the starting node.
- *Example 2.* Fig. 3 illustrates the search tree generated by the PDFS algorithm for Example 1, using *Configuration 2*. In this configuration, the algorithm evaluates the first successor node, *kidney clear cell sarcoma* (DOID\_4880), which has as its first successor the node *clear cell sarcoma of the kidney* (ncit:C4262), and vice versa. As a result, the algorithm does not *identify* a high-confidence correspondence for the initial node, and then proceeds to evaluate a second path for *kidney clear cell sarcoma* (DOID\_4880), which loops back to the initial entity. At this point, the potential correspondence between *clear cell sarcoma of soft tissue* (ncit:C3745) and *kidney clear cell sarcoma* (DOID\_4880) is assessed by invoking the LLM, which rejects it, and the path ends. Next, the algorithm explores another possibility for the initial node: the pair *clear cell sarcoma of soft tissue* (ncit:C3745) and *clear cell sarcoma* (DOID\_4233). The LLM confirms this correspondence, so the PDFS loop is stopped, and all further evaluations along alternative paths from the initial node are discarded.

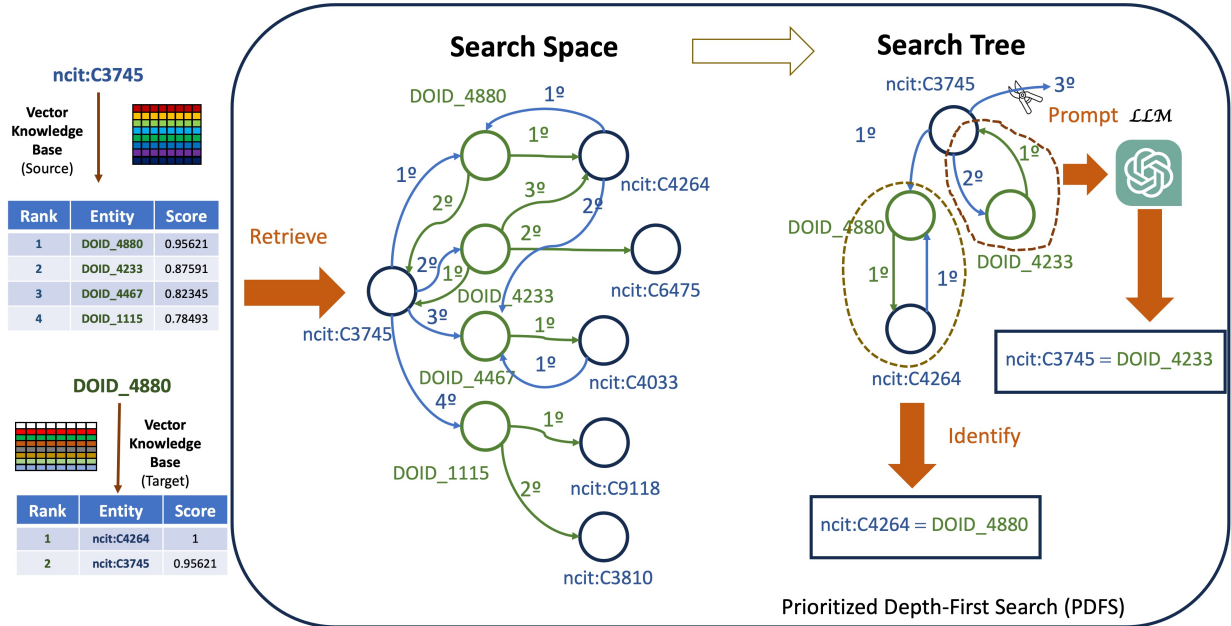


Figure 2: Example 1 showing the pipeline retrieve-identify-prompt embedded into the PDFS strategy, using Configuration 1. The left hand displays part of the data stored into the vector KBs for a source and a target entity. In the middle, part of the retrieved data is displayed in a graph search, and on the right, the generated search tree is shown. The algorithm identifies a high-confidence correspondence between *Kidney Clear Cell Sarcoma* (DOID\_4880) and *Clear Cell Sarcoma of the Kidney* (ncit:C4262), and submits a prompt to the LLM for the initial node *Clear Cell Sarcoma* (ncit:C3745). The LLM confirms the correspondence between this initial node and *Clear Cell Sarcoma of Soft Tissue* (DOID\_4233).

## 5. OM Evaluation

In this section, we report the experimental work we have carried out with the biomedical evaluation benchmark proposed in the 2023 edition and again in the 2024 edition by the OEAI [10]. We chose the biomedical setting for the evaluation for several reasons. In addition to its relevance, the biomedical domain is characterized by its terminology richness, which can be automatically processed by pre-trained language models and LLMs. Currently, the OEAI offers larger OM datasets that cover the high variability in term expression typical of this domain [14]. Finally, the low performance achieved by LLM-based solutions in this domain encourages the development of new approaches [23].

### 5.1. Evaluation Metrics

All OM systems were evaluated using the traditional information retrieval metrics of Precision (P), Recall (R) and F-Measure (F1). Precision reflects the correctness of an alignment achieved by an OM system ( $\mathcal{A}$ ) with respect to a reference alignment ( $\mathcal{R}$ ). It is usually defined as the ratio between the number of matches correctly detected by the OM system and the total number of matches identified by the OM system. Recall reflects the completeness of an alignment achieved by an OM system ( $\mathcal{A}$ ) with respect to a reference alignment ( $\mathcal{R}$ ). It is usually defined as the ratio of the number of matches correctly detected by the OM system to the total number of matches identified in the reference alignment. F1 combines P and R in a unique measurement.

$$P(\mathcal{A}, \mathcal{R}) = \frac{|\mathcal{A} \cap \mathcal{R}|}{|\mathcal{A}|}$$

$$R(\mathcal{A}, \mathcal{R}) = \frac{|\mathcal{A} \cap \mathcal{R}|}{|\mathcal{R}|}$$

$$F1(\mathcal{A}, \mathcal{R}) = 2 * \frac{P * R}{P + R}$$

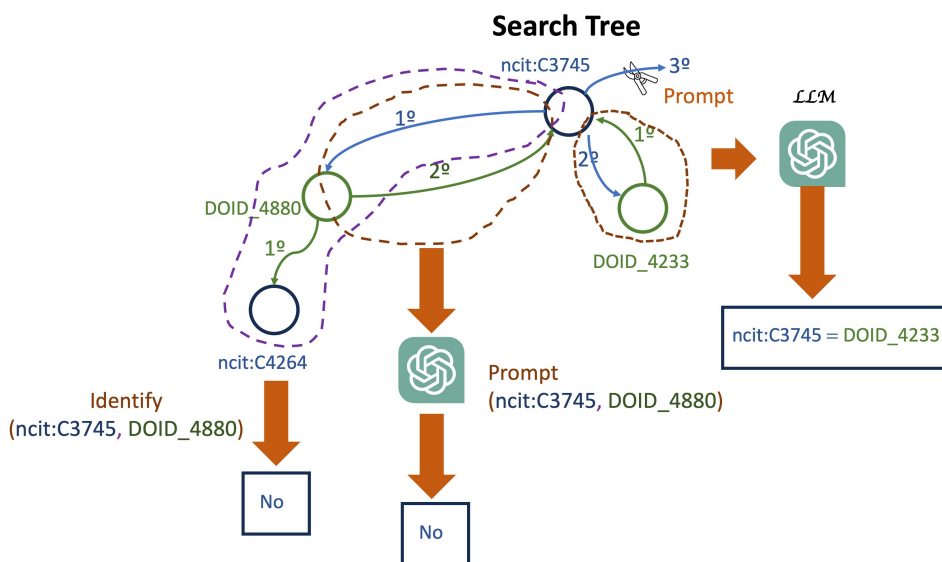


Figure 3: Example 2 showing the search tree generated using the Configuration 2. The algorithm evaluates the first search path, and it does not identify a high-confidence bidirectional correspondence between *Clear Cell Sarcoma* (`nci:C3745`) and *kidney clear cell sarcoma* (`DOID_4880`). Then, in the second path, it identifies a low-confidence bidirectional correspondence between them and then submits a prompt to the LLM, which rejects the candidate. Next, the algorithm explores the third possibility, which is confirmed by the LLM: the pair *clear cell sarcoma of soft tissue* (`nci:C3745`) and *clear cell sarcoma* (`DOID_4233`). The alternative paths from the starting node are discarded.

## 5.2. Dataset and Tasks

The dataset used in our experiments covers five biomedical OM tasks [15], which were built using cross references extracted from the two integrated resources Mondo [40] and UMLS (Unified Medical Language System)<sup>1</sup>. Each task includes both equivalence matching and subsumption matching, although our experiments are focused only on equivalence OM. The quality of reference mappings is ensured both by human curation and by the use of several automated techniques, such as ontology pruning or enrichment with locality modules [12, 13]. The five biomedical OM tasks comprise a total of six ontologies: the Online Mendelian Inheritance in Man (OMIM) [41], Orphanet Rare Disease Ontology (ORDO) [42], SNOMED CT [38], Foundational Model of Anatomy (FMA) [43], Disease Ontology (DOID) [31] and NCI Thesaurus (NCIT) [30].

The benchmark provides two different sets of test mappings [15]. There is one set for unsupervised OM systems that do not use training mappings and another set for so-called semi-supervised systems, i.e. those that do use training mappings. Specifically, the first set contains the full set of reference mappings, while the second test set includes 70% of the set of reference mappings (excluding 30% of the training mappings). Even if an OM system is an unsupervised approach, such as MILA, it can report performance on this second set for comparison with the supervised OM systems.

## 5.3. Final Configuration

For all OM tasks, MILA combines PDFS with the retriever model SBERT [37] and the LLaMA-3.1 (70B) [44] to measure the effectiveness for OM. SBERT was set to `multi-qa-distilbert-cos-v1`, and the value  $k$  during the top- $k$  neighbor search ( $top_k$ ) was set to 5, as a compromise choice between the number of candidates to be generated and the recall to be achieved. The candidates generated by SBERT with a confidence score lower than 0.75 were discarded

<sup>1</sup><https://www.nlm.nih.gov/research/umls/index.html>

and the scores were rounded to five decimal places. All LLM parameters were set to default values (a temperature of 0.7 and a top-p of 0.95). We focus on zero-shot evaluations of SBERT and LLaMA to address the experiments. Finally, owlready2 [45] is used to extract information from ontologies, such as parent and child entities, textual labels, and annotations.

#### 5.4. Experimental Results

In this study, we compared the performance of MILA to fourteen OM systems on the evaluation benchmark: AMD [46], BERTMap [17], BERTMapLt [47], BioGITOM, BioSTransMatch, HybridOM, LLMs4OM [23], LogMap [12], LogMapBio [13], LogMapLt [13], Matcha [18], Matcha-DL [18], OLaLa [20] and SORBETMatcher [19]. Data were compiled from results published in the OAEI BIO-ML track (2023 and 2024 editions), as well as relevant literature, with no OM system intentionally excluded to the best of our knowledge. This comparison highlights the strengths and limitations of current systems, providing a benchmark to evaluate the improvements achieved by MILA in terms of performance and computational overhead.

In short, some state-of-the-art OM systems (e.g., BertMap, Matcha, Olala or MILA), use only textual knowledge to predict mapping candidates, whereas others (e.g., LogMap, SORBETMatcher or LLMs4OM) also use structure knowledge. Additionally, most OM systems use pre-trained neuronal models (such as SBERT or BERT) to encode ontology entities. In some cases, they also include a fine-tuning stage (e.g., BertMap or Matcha-DL), or domain-specific knowledge (e.g., BioGITOM, BioSTransMatch or LogMapBio). Finally, mapping refinement is mainly based on heuristic and logical reasoning, with the exception of Olala, LLMs4OM and MILA, which leverage LLMs for mapping refinement. Compared to other current approaches, MILA’s main distinction is its use of a PDFS strategy, supported by LLMs, to solve mapping refinement. For more detailed information on the characteristics of comparative systems, the reader is referred to Appendix C.

##### 5.4.1. Results in the Unsupervised Setting

Tables 1 and 2 show the performance of all OM systems in the unsupervised setting of the evaluation dataset. Please note that no information is available for BioGITOM, and therefore its results do not appear in the table. The results of the two MILA configurations are very similar, although Configuration 2 provides slightly better performance; therefore, Configuration 2 is the one selected for comparison.

MILA is the best performing algorithm in four of the five OM tasks. Even for the task in which it does not achieve the best results, its performance is comparable to that of the leading system. Below we provide a detailed interpretation of these results for each of the evaluated tasks.

- In the **OMIM-ORDO mapping task**, MILA’s F1 score is outstanding compared to the other approaches. It outperforms the second best OM system in this task, LogMapBio, by 17%. Specifically, MILA achieves high recall, compared to the rest of the approaches, due to the high recall of both the retrieval module and the *retrieve-identify-prompt* pipeline. Compared to the other tasks, the OMIM-ORDO task achieves the lowest F1.
- In the **NCIT-DOID mapping task**, MILA outperforms the second best baseline, HybridOM, in terms of F1 by 3%. In addition, LogMapBio and SORBETMatcher also achieve similar results. In short, this is the task with the highest average F1 score of all approaches.
- In the **SNOMED-FMA mapping task**, MILA’s F1 score is outstanding compared to the other approaches. It outperforms the second-best OM systems in this task, BERTMap and HybridOM, by 13%. Again, MILA achieves a high recall, compared to the rest of the approaches, and a precision comparable to the best proposals (family BERTMap).
- In the **SNOMED-NCIT (Pharmacology) mapping task**, MILA is the second-best approach with 4% below the outstanding approach, HybridOM, in terms of F1. Note that MILA outperforms the third baseline (i.e. AMD) in terms of F1 by 9%.
- In the **SNOMED-NCIT (Neoplasm) mapping task**, MILA’s F1 score is also outstanding compared to the other approaches. It outperforms the second best OM system in this task, LogMapBio, by 17%. As in the other tasks, MILA achieves high recall, compared to the rest of the approaches.

OM System	OMIM-ORDO			NCIT-DOID		
	P	R	F1	P	R	F1
AMD	0.664	0.508	0.576	0.885	0.691	0.777
BERTMap	0.734	0.576	0.646	0.888	0.878	0.883
BERTMapLt	0.834	0.497	0.623	0.919	0.772	0.839
BioSTransMatch	0.312	0.586	0.407	0.657	0.833	0.735
HybridOM	0.690	0.679	0.685	0.924	0.913	0.918
LLMs4OM	0.718	0.580	0.641	0.862	0.801	0.830
LogMap	0.876	0.448	0.593	0.934	0.668	0.779
LogMapBio	0.866	0.609	0.715	0.860	<b>0.962</b>	0.908
LogMapLt	<b>0.940</b>	0.252	0.397	<b>0.983</b>	0.575	0.725
Matcha	0.781	0.509	0.617	0.882	0.756	0.814
Matcha-DL	0.745	0.513	0.607	0.847	0.586	0.693
OLaLa	0.735	0.582	0.649	0.913	0.864	0.888
SORBETMatcher	0.693	0.635	0.663	0.920	0.907	0.913
MILA	0.879	<b>0.778</b>	<b>0.831</b>	0.964	0.932	<b>0.948</b>

Table 1: Performance comparison for the the OMIM-ORDO and NCIT-DOID tasks in the unsupervised setting.

OM System	SNOMED-FMA			SNOMED-NCIT (Pharm)			SNOMED-NCIT (Neopl)		
	P	R	F1	P	R	F1	P	R	F1
AMD	0.890	0.633	0.740	0.962	0.670	0.790	0.836	0.481	0.610
BERTMap	<b>0.979</b>	0.662	0.790	0.971	0.585	0.730	0.557	0.762	0.643
BERTMapLt	<b>0.979</b>	0.655	0.785	0.981	0.574	0.724	0.831	0.687	0.752
BioSTransMatch	0.128	0.384	0.192	0.584	0.844	0.690	0.289	0.663	0.402
HybridOM	0.870	0.722	0.790	0.916	<b>0.889</b>	<b>0.902</b>	0.807	0.710	0.755
LLMs4OM	0.211	0.326	0.256	0.818	0.582	0.680	0.470	0.530	0.495
LogMap	0.744	0.407	0.526	0.966	0.607	0.746	0.870	0.586	0.701
LogMapBio	0.827	0.577	0.680	0.928	0.611	0.737	0.748	0.795	0.771
LogMapLt	0.970	0.542	0.696	<b>0.996</b>	0.599	0.748	<b>0.951</b>	0.517	0.670
Matcha	0.887	0.502	0.641	0.987	0.607	0.752	0.838	0.551	0.665
Matcha-DL	0.960	0.602	0.740	0.904	0.616	0.733	0.811	0.514	0.629
OLaLa	0.270	0.348	0.304	—	—	—	0.540	0.546	0.543
SORBETMatcher	.618	0.749	0.677	0.973	0.607	0.748	0.626	0.642	0.634
MILA	0.964	<b>0.834</b>	<b>0.894</b>	0.981	0.772	0.864	0.928	<b>0.880</b>	<b>0.903</b>

Table 2: Performance comparison for the SNOMED-FMA (Body), SNOMED-NCIT (Pharmacology) and SNOMED-NCIT (Neoplasm) tasks in the unsupervised setting.

Ontology Pair	Number of LLM runs in baseline RAG	Number of LLM runs in MILA	Percentage of decrease in MILA
OMIM-ORDO	18,605	1,015	94.5%
NCIT-DOID	23,430	375	98.4%
SNOMED-FMA	36,280	1,014	97.2%
SNOMED-NCIT (Pharm)	29,015	2,135	92.6%
SNOMED-NCIT (Neoplasm)	19,020	570	97%

Table 3: Comparison of LLM Prompt Frequency between MILA and Baseline RAG-based OM Systems.

OM System	OMIM-ORDO			NCIT-DOID		
	P	R	F1	P	R	F1
AMD	0.601	0.567	0.583	0.858	0.770	0.811
BERTMap	0.645	0.592	0.617	0.831	0.883	0.856
BERTMapLt	0.782	0.507	0.615	0.888	0.770	0.825
BioGITOM	0.951	0.773	<b>0.853</b>	0.944	0.884	0.913
BioSTransMatch	<b>0.973</b>	0.278	0.432	0.698	0.741	0.719
HybridOM	0.611	0.683	0.645	0.895	0.913	0.904
LogMap	0.834	0.456	0.589	0.908	0.664	0.767
LogMapBio	0.821	0.614	0.703	0.811	<b>0.959</b>	0.879
LogMapLt	0.919	0.261	0.407	<b>0.976</b>	0.575	0.723
Matcha	0.718	0.519	0.602	0.839	0.750	0.792
Matcha-DL	0.745	0.732	0.738	0.847	0.834	0.841
OLaLa	0.655	0.570	0.610	0.880	0.861	0.870
SORBETMatcher	0.568	0.652	0.607	0.925	0.882	0.903
MILA	0.874	<b>0.784</b>	0.827	0.967	0.928	<b>0.970</b>

Table 4: Performance comparison for the OMIM-ORDO and NCIT-DOID tasks in the semi-supervised setting.

In order to compare the computational overhead of MILA againsts baseline RAG-based OM systems, Table 3 shows the number of LLM requests required in each approach. In the baseline RAG, the number of requests has been estimated to be five times the number of reference mappings in each set. This is a reasonable assumption, given that current approaches retrieve five candidates for each reference mapping and query the LLM for each candidate [20, 23]. However, MILA only queries the LLM in the edge cases as determined by the search algorithm. The results in Table 3 show that the savings in the number of times the LLM was requested reached values greater than 92% in all cases.

#### 5.4.2. Results in the Semi-Supervised Setting

Although MILA is an unsupervised system, we also show its performance against systems that use data training to improve their results. In the semi-supervised setting, MILA is the best performing algorithm in two of the five ontology mapping tasks (see Tables 4 and 5). Specifically, in the NCIT-DOID task, MILA outperforms the second-best OM system in this task, BioGITOM, by 6%, achieving an F1 of 0.97. In the SNOMED-NCIT task, it outperforms the second-best OM system, Matcha-DL, by 18%. In addition, for the rest of the tasks, MILA is the second or third best approach with an F1 between 3% and 4% below the leading approaches. Please note that no information is available for LLMs4OM, and therefore it does not appear in the tables.

OM System	SNOMED-FMA			SNOMED-NCIT (Pharm)			SNOMED-NCIT (Neopl)		
	P	R	F1	P	R	F1	P	R	F1
AMD	0.861	0.709	0.778	0.952	0.746	0.836	0.792	0.528	0.633
BERTMap	0.970	0.669	0.792	0.898	0.715	0.796	0.562	0.771	0.650
BERTMapLt	0.970	0.662	0.787	0.973	0.569	0.718	0.775	0.688	0.729
BioGITOM	0.962	<b>0.886</b>	<b>0.923</b>	0.983	0.713	0.827	—	—	—
BioSTransMatch	0.357	0.661	0.464	0.845	0.860	0.852	0.700	0.607	0.650
HybridOM	0.825	0.725	0.772	0.884	<b>0.886</b>	0.885	0.747	0.718	0.732
LogMap	0.673	0.411	0.511	0.952	0.603	0.738	0.823	0.583	0.683
LogMapBio	0.770	0.577	0.660	0.899	0.606	0.724	0.675	0.793	0.729
LogMapLt	0.958	0.542	0.693	<b>0.994</b>	0.594	0.743	<b>0.931</b>	0.514	0.662
Matcha	0.846	0.502	0.630	0.982	0.601	0.746	0.782	0.545	0.642
Matcha-DL	0.959	0.825	0.887	0.903	0.872	<b>0.888</b>	0.806	0.714	0.757
OLaLa	0.202	0.339	0.253	—	—	—	0.451	0.545	0.493
SORBETMatcher	0.794	0.704	0.746	0.876	0.604	0.715	0.731	0.605	0.662
MILA	<b>0.967</b>	0.815	0.884	0.979	0.764	0.858	0.926	<b>0.863</b>	<b>0.893</b>

Table 5: Performance comparison for the SNOMED-FMA (Body), SNOMED-NCIT (Pharmacology) and SNOMED-NCIT (Neoplasm) tasks in the semi-supervised setting.

## 6. Discussion and Future Work

OM plays a key role in enabling smooth communication between heterogeneous applications and ensuring data interoperability and integration across diverse domains. Despite its importance, OM remains an evolving field that continues to benefit from advances in machine learning and language modeling to improve matching performance and scalability. In this paper, MILA shows a substantial improvement over state-of-the-art OM systems, particularly in terms of its F-Measure performance. First, our work reports that MILA outperforms leading OM systems in four of the five tasks in the unsupervised setting, and in two of the five tasks in the semi-supervised setting, despite being a zero-shot approach. Second, our approach exhibits task-agnostic performance, remaining nearly stable across all tasks and settings, unlike other approaches, whose performance tends to vary much more depending on the specific task. This uniformity highlights the robustness of our method, as it is either the best-performing or very close to the best in all cases, regardless of task type or setting (unsupervised or semi-supervised). In the following, we analyze in detail the results of the different tasks of the Bio-ML track.

The OMIM-ORDO task exhibits the lowest F-Measure across all tasks and approaches, highlighting the significant challenges faced in this domain. Specifically, linking disease subtype concepts is particularly difficult in the biomedical field, especially when dealing with rare diseases [22]. A key factor contributing to this performance gap may be the limited structural information embedded in the ontologies used for the task [15]. This factor may play a role in making knowledge graph embedding techniques, such as AMD [46], less effective at predicting mappings. Another factor contributing to the difficulty of this task may be the mismatch between the entities’ names and the standard biomedical nomenclature [48]. Specifically, the entity names in these ontologies tend to be excessively long, deviate from common syntactic structures used in medical terminology, and are infrequent in the relevant literature, as they focus on rare diseases. As a result, traditional matching methods that apply efficient string matching techniques, such as LogMapLt [13], are less effective. In contrast, approaches that leverage domain-specific knowledge, such as LogMapBio [13] or BioGITOM, perform better for this task. Our findings suggest that pre-trained language models, such as SBERT [37], can efficiently interpret these unconventional terminologies without the need for additional training or domain knowledge. Despite many current OM systems using the same retriever model (SBERT) as MILA, their performance does not match the results achieved by our approach. The key challenge lies in distinguishing between SBERT candidates that are semantically similar and those that merely overlap statistically [14]. By combining RAG techniques with advanced search strategies, MILA provides a more effective solution to this problem.

Similarly, the SNOMED-NCIT (Neoplasm) task involves ontologies that, while containing limited structural information [15], are more aligned with established standards. As a result, the overall performance of the OM systems

tends to improve.

The NCIT-DOID task achieves the highest F-Measure score and is therefore the least challenging task [15]. The adoption of a standard biomedical terminology and rich structural information within the involved ontologies provides a favorable environment for all OM systems. Despite this, MILA still outperforms current methods, achieving the best results in both unsupervised and semi-supervised environments. Although LogMapBio [13] and SORBETMatcher [19] achieve similar results, MILA has several advantages. Specifically, LogMapBio makes use of knowledge specific to the biomedical domain, whereas MILA is domain-agnostic, so it could be applied to align ontologies from other domains. Moreover, although SORBETMatcher is also supported by SBERT, it requires a fine-tuning stage, whereas MILA is a zero-shot approach that does not require any training data.

The SNOMED-FMA and SNOMED-NCIT (Pharm) tasks require the recognition of lexical patterns within the target ontologies. For example, patterns such as *set of <something>* are usual in FMA or *<something>-containing product* in NCIT. As a result, these tasks are well suited to automated learning-based methods. For example, Matcha-DL leverages a linear neural network to effectively classify candidate mappings [49]. However, when MILA was applied to these tasks, we observed a higher proportion of ambiguous mappings compared to those in more successful tasks. This increased ambiguity led to a higher number of edge cases and then a greater dependence on LLM responses, which were less effective. Despite this, MILA’s performance is in line with that of supervised approaches, highlighting its potential even in scenarios more suited to supervised methods.

Finally, scalability continues to be one of the most significant challenges in OM, particularly when dealing with large-scale ontologies. To address this issue, some researchers have proposed combining neural embedding models with logic-based modules to divide the OM task into more computationally manageable subtasks [33]. Additionally, with the advent of LLMs, a new challenge of scalability emerges. As the number of LLM calls increases, so does the computational overhead, further complicating the scalability issue and demanding more efficient approaches to mitigate this growing burden. Baseline RAG techniques [20, 23] alleviate this by first retrieving relevant target entities before generating predictions, then significantly reducing the number of LLM prompts. However, these techniques still face high computational costs, especially when applied to large ontologies [20]. In contrast, MILA introduces an innovative RAG-based approach that optimizes the search space, improving both precision and recall, while minimizing unnecessary LLM prompts, and then addressing one of the key bottlenecks in existing LLM-based OM systems.

### 6.1. Limitations and Future Work

Although MILA present improvements in performance, there are still areas for future work. Currently, MILA involves the use of a greedy search strategy based exclusively on prediction values, which may not achieve the best solution. Future work will explore other informed search strategies that combine these values with structural information from ontologies [34]. Moreover, the use of simple prompts limits the full potential of LLMs. We plan to conduct further experiments that test innovative techniques for generating prompts that incorporate contextual ontology information [32] or relevant examples [20]. Furthermore, although MILA significantly reduces the number of LLM queries, compared to existing OM systems, it could still benefit from further optimization in terms of parallelization by integrating the framework proposed by [33] into our pipeline, especially for very large ontologies.

In addition, our current experiments focus on simple pairwise OM [5]. However, more sophisticated tasks, such as predicting subsumption relations [47] or complex mappings [50], present additional challenges. In the near future, we intend to explore how these tasks can benefit from the integration of LLMs and state-space search algorithms. Furthermore, although MILA’s task-agnostic performance is a major advantage, it could be further evaluated in additional domains, beyond the biomedical challenges in the OAEI. Testing MILA on ontologies from other domains would provide a more complete understanding of its broad applicability and robustness.

## 7. Conclusion

In summary, MILA represents a significant step forward in the development of scalable, high-performance LLM-based OM systems. By combining RAG and search strategies, MILA offers an effective solution to the challenges of LLM-based OM systems by improving computational overhead and performance in critical domains, such as the biomedical domain. MILA also offers an effective solution to the challenges of OM in general, by exhibiting task-agnostic performance without the need for training data, making it a promising approach for LLM-based OM



applications. Future research could focus on further enhancing the scalability of MILA and expanding its applicability to a wider range of domains and tasks.

## **8. CRediT authorship contribution statement**

Maria Taboada Writing – original draft, Implementation, Validation, Methodology. Diego Martinez: Writing – review & editing, Methodology. Mohammed Arideh: Implementation, Validation. Rosa Mosquera: Writing – review & editing, Funding acquisition.

## **9. Declaration of competing interest**

The authors declare that they have no known competing financial interests or personal relationships that could have appeared to influence the work reported in this article.

## **10. Acknowledgments**

The authors appreciate the support and training from the University of Santiago de Compostela, as well as the support from the projects AF4EU (101086563) and SUS-SOIL (101157560), funded by the European Union’s Horizon Europe program.

## **11. Data availability**

Data will be made available on request.

## **Appendix A. Retrieve-identify-prompt pipeline, Configuration 1**

Algorithm 1 outlines a procedure to match entities between two ontologies. The process begins with the retrieval of the successor nodes from the target KB based on an initial node. The algorithm then attempts to identify a high-confidence bidirectional mapping between the initial node and the retrieved successors. If a high-confidence mapping is found, it is added to the mapping list and the algorithm ends, returning the list of mappings. If no high-confidence mapping is found, the algorithm iteratively explores additional potential mappings using the PDFS strategy. Successor nodes are retrieved from the source KB and, for each new node, the algorithm attempts to identify a high-confidence bidirectional mapping. If it is found, it is added to the mapping list, and if it is not found, the system prompts an LLM to generate a mapping based on the initial node and the current node using a specified prompt template. If an LLM returns a valid mapping, this is added to the mapping list and the algorithm concludes.

---

**Algorithm 1** Retrieve-identify-prompt pipeline, Configuration 1

---

```
1: Input: initial_node, target_KB, source_KB, LLM, prompting_template
2: Output: mapping_list
3: mapping_list ← [] ▷ Initialize an empty list to store mappings
4: prioritized_successor_list ← retrieve(initial_node, target_KB)
5: bidirectional_mapping, high_confidence ← identify(initial_node, prioritized_successor_list, source_KB)
6: if high_confidence is true then
7:   add_to_list(bidirectional_mapping, mapping_list)
8:   return mapping_list
9: else
10:  stack ← prioritized_list_to_stack(prioritized_successor_list)
11:  while stack is not empty do
12:    node ← pop_from_stack(stack)
13:    prioritized_successor_nodes ← retrieve(node, source_KB)
14:    if initial_node is not in prioritized_successor_nodes then
15:      add_to_list(initial_node, prioritized_successor_nodes)
16:    end if
17:    bidirectional_mapping, high_confidence ← identify(node, prioritized_successor_nodes, target_KB)
18:    if high_confidence is true then
19:      add_to_list(bidirectional_mapping, mapping_list)
20:      if initial_node is in bidirectional_mapping then
21:        return mapping_list
22:      end if
23:    else
24:      bidirectional_mapping ← prompt(LLM, initial_node, node, prompting_template)
25:      if bidirectional_mapping is not null then
26:        add_to_list(bidirectional_mapping, mapping_list)
27:        return mapping_list
28:      end if
29:    end if
30:  end while
31:  return mapping_list ▷ Return the list if no mapping is found during the search
32: end if
```

---

**Appendix B. Retrieve-identify-prompt pipeline, Configuration 2**

The second configuration, as presented in 2, shares a structure similar to Configuration 1, but is optimized for efficiency. Unlike Configuration 1, which explores high-confidence correspondences for entities other than the initial node, Configuration 2 skips this step and asks the LLM for a mapping. This direct approach makes Configuration 2 more efficient for tasks that require a single mapping, eliminating unnecessary exploration.

---

**Algorithm 2** Retrieve-identify-prompt pipeline, Configuration 2

---

```
1: Input: initial_node, target_KB, source_KB, LLM, prompting_template
2: Output: mapping
3: prioritized_successor_list ← retrieve(initial_node, target_KB)
4: bidirectional_mapping, high_confidence ← identify(initial_node, prioritized_successor_list, source_KB)
5: if high_confidence is true then
6:   mapping ← bidirectional_mapping
7:   return mapping
8: else
9:   stack ← prioritized_list_to_stack(prioritized_successor_list)
10:  while stack is not empty do
11:    node ← pop_from_stack(stack)
12:    prioritized_successor_nodes ← retrieve(node, source_KB)
13:    if initial_node is in prioritized_successor_nodes then                                ▶ identify a low confidence mapping
14:      low_confidence_mapping ← prompt(LLM, initial_node, node, prompting_template)
15:      if low_confidence_mapping is not null then
16:        mapping ← low_confidence_mapping
17:        return mapping
18:      end if
19:    end if
20:  end while
21:  return null
22: end if
```

---

### Appendix C. State-of-the-Art OM Systems

Table C.6 provides a detailed overview of the state-of-the-art OM systems used for comparison in the MILA evaluation. The selected systems span a range of methodologies, including machine learning-based approaches, RAG frameworks, and traditional heuristic methods. Specifically, Table C.6 focuses on the following characteristics:

- The *type of ontology knowledge* used to predict the mapping candidates. Examples are textual knowledge and structure knowledge. Textual knowledge can include preferred names, synonyms, annotations, etc. Structure knowledge can include either any type of relationship defined in the ontology or only hierarchical relationships.
- The *prediction model* used to generate the mapping candidates. Most OM systems include pre-trained learning models and string-based matchers.
- The inclusion of a *fine-tuning* stage to adapt the pre-trained learning model to mapping prediction.
- The type of mapping refinement. Examples include heuristic-based refinement, logical reasoning-based refinement and LLM-based refinement.

Note that Table C.6 does not provide information for three of them, as they are too new and no bibliographic references exist yet (at the time of writing this article).

OM System	Ontology Knowledge in Prediction	Prediction Model	Fine-Tuning	Domain-specific Knowledge	Mapping Refinement
AMD	Textual and structural knowledge	SBERT and TransR	Yes	No	Heuristic filtering
BERTMap	Textual knowledge	Lexical indexation, String-based matching and BERT	Yes	No	Logical reasoning based extension and filtering
BERTMapLt	Textual knowledge	Lexical indexation String-based matching and BERT	No	No	No
BioGITOM	—	—	—	Yes	—
BioSTransMatch	—	—	—	Yes	—
HybridOM	—	—	—	No	—
LLMs4OM	Textual and hierarchical knowledge	OpenAI text-embedding-ada	No	No	LLM-based and heuristic filtering
LogMap	Textual and structural knowledge	Lexical indexation, String- and Structure-based matching	No	No	Logical reasoning based extension and repair
LogMapBio	Textual and structural knowledge	Lexical indexation, String- and Structure-based matching	No	Yes	Logical reasoning based extension and repair
LogMapLt	Textual and structural knowledge	Lexical indexation, string-based matching	No	No	No
Matcha	Textual knowledge	String-based matchers and SBERT	No	No	Heuristic filtering
Matcha-DL	Textual knowledge	String-based matchers and SBERT	Yes	No	Heuristic filtering
OLaLa	Textual knowledge	String-based matcher and SBERT	No	No	LLM-based and heuristic filtering
SORBETMatcher	Textual and hierarchical knowledge	SBERT	Yes	No	Heuristic filtering
MILA	Textual knowledge	SBERT	No	No	PDFS with retrieve-identify-prompt pipeline

Table C.6: Overview of all OM systems that have evaluated the complete biomedical dataset

## References

- [1] P. Sapel, L. Molinas Comet, I. Dimitriadis, C. Hopmann, S. Decker, A review and classification of manufacturing ontologies, *Journal of Intelligent Manufacturing* (2024) 1–25.
- [2] B. Esteves, V. Rodríguez-Doncel, Analysis of ontologies and policy languages to represent information flows in GDPR, *Semantic Web* 15 (3) (2024) 709–743.
- [3] J. A. Dominguez, S. Gonnet, M. Vegetti, The role of ontologies in smart contracts: A systematic literature review, *Journal of Industrial Information Integration* (2024) 100630.
- [4] J. Strader, N. Hughes, W. Chen, A. Speranzon, L. Carlone, Indoor and outdoor 3D scene graph generation via language-enabled spatial ontologies, *IEEE Robotics and Automation Letters* (2024).
- [5] J. Euzenat, P. Shvaiko, et al., *Ontology matching*, Vol. 18, Springer, 2007.

- [6] I. Osman, S. B. Yahia, G. Diallo, Ontology integration: approaches and challenging issues, *Information Fusion* 71 (2021) 38–63.
- [7] J. Portisch, M. Hladik, H. Paulheim, Background knowledge in ontology matching: A survey, *Semantic Web* (2022) 1–55.
- [8] X. Zhao, W. Zeng, J. Tang, W. Wang, F. M. Suchanek, An experimental study of state-of-the-art entity alignment approaches, *IEEE Transactions on Knowledge and Data Engineering* 34 (6) (2020) 2610–2625.
- [9] Y. Zhang, A. Floratou, J. Cahoon, S. Krishnan, A. C. Müller, D. Banda, F. Psallidas, J. M. Patel, Schema matching using pre-trained language models, in: *2023 IEEE 39th International Conference on Data Engineering (ICDE)*, IEEE, 2023, pp. 1558–1571.
- [10] P. Shvaiko, J. Euzenat, E. Jiménez-Ruiz, O. Hassamzadeh, C. Trojahn (Eds.), *Proc. 18th International Workshop on Ontology Matching co-located with the 22nd International Semantic Web Conference (ISWC 2023)*, Vol. 3591 of *CEUR Workshop Proceedings*, CEUR-WS.org, 2023.
- [11] J. Chen, O. Mashkova, F. Zhapa-Camacho, R. Hoehndorf, Y. He, I. Horrocks, Ontology embedding: A survey of methods, applications and resources, *arXiv preprint arXiv:2406.10964* (2024).
- [12] E. Jiménez-Ruiz, B. Cuenca Grau, Logmap: Logic-based and scalable ontology matching, in: *The Semantic Web–ISWC 2011: 10th International Semantic Web Conference, Bonn, Germany, October 23–27, 2011, Proceedings, Part I 10*, Springer, 2011, pp. 273–288.
- [13] E. Jiménez-Ruiz, B. Grau, V. Cross, Logmap family participation in the OAEI 2017, in: *CEUR Workshop Proceedings*, Vol. 2032, CEUR Workshop Proceedings, 2017, pp. 1–5.
- [14] P. Kolyvakis, A. Kalousis, B. Smith, D. Kiritsis, Biomedical ontology alignment: an approach based on representation learning, *Journal of biomedical semantics* 9 (2018) 1–20.
- [15] Y. He, J. Chen, H. Dong, E. Jiménez-Ruiz, A. Hadian, I. Horrocks, Machine learning-friendly biomedical datasets for equivalence and subsumption ontology matching, in: *International Semantic Web Conference*, Springer, 2022, pp. 575–591.
- [16] J. Chen, E. Jiménez-Ruiz, I. Horrocks, D. Antonyrajah, A. Hadian, J. Lee, Augmenting ontology alignment by semantic embedding and distant supervision, in: *The Semantic Web: 18th International Conference, ESWC 2021, Virtual Event, June 6–10, 2021, Proceedings 18*, Springer, 2021, pp. 392–408.
- [17] Y. He, J. Chen, D. Antonyrajah, I. Horrocks, Bertmap: a BERT-based ontology alignment system, in: *Proceedings of the AAAI Conference on Artificial Intelligence*, Vol. 36, 2022, pp. 5684–5691.
- [18] D. Faria, M. C. Silva, P. Cotovio, L. Ferraz, L. Balbi, C. Pesquita, Results for Matcha and Matcha-DL in OAEI 2023., in: *OM@ ISWC, 2023*, pp. 164–169.
- [19] F. Gosselin, A. Zouaq, Sorbet: A siamese network for ontology embeddings using a distance-based regression loss and BERT, in: *International Semantic Web Conference*, Springer, 2023, pp. 561–578.
- [20] S. Hertling, H. Paulheim, Olala: Ontology matching with large language models, in: *Proceedings of the 12th Knowledge Capture Conference 2023*, 2023, pp. 131–139.
- [21] R. Peeters, C. Bizer, Using ChatGPT for entity matching, in: *European Conference on Advances in Databases and Information Systems*, Springer, 2023, pp. 221–230.
- [22] Q. Wang, Z. Gao, R. Xu, Exploring the in-context learning ability of large language model for biomedical concept linking, *arXiv preprint arXiv:2307.01137* (2023).
- [23] H. B. Giglou, J. D’Souza, S. Auer, LLMs4OM: Matching ontologies with Large Language Models, *arXiv preprint arXiv:2404.10317* (2024).
- [24] A. Vaswani, N. Shazeer, N. Parmar, J. Uszkoreit, L. Jones, A. N. Gomez, L. Kaiser, I. Polosukhin, Attention is all you need, in: *Proceedings of the 31st International Conference on Neural Information Processing Systems, NIPS’17*, Curran Associates Inc., Red Hook, NY, USA, 2017, p. 6000–6010.
- [25] S. S. Norouzi, M. S. Mahdavienejad, P. Hitzler, Conversational ontology alignment with ChatGPT, *arXiv preprint arXiv:2308.09217* (2023).
- [26] Y. He, J. Chen, H. Dong, I. Horrocks, Exploring large language models for ontology alignment, *arXiv preprint arXiv:2309.07172* (2023).
- [27] P. Liu, W. Yuan, J. Fu, Z. Jiang, H. Hayashi, G. Neubig, Pre-train, prompt, and predict: A systematic survey of prompting methods in natural language processing, *ACM Computing Surveys* 55 (9) (2023) 1–35.
- [28] M. A. Khoudja, M. Fareh, H. Bouarfa, Deep embedding learning with auto-encoder for large-scale ontology matching, *International Journal on Semantic Web and Information Systems (IJSWIS)* 18 (1) (2022) 1–18.
- [29] Y. Gao, Y. Xiong, X. Gao, K. Jia, J. Pan, Y. Bi, Y. Dai, J. Sun, M. Wang, H. Wang, Retrieval-augmented generation for large language models: A survey, *arXiv preprint arXiv:2312.10997* (2023).
- [30] S. d. Coronado, M. W. Haber, N. Sioutos, M. S. Tuttle, L. W. Wright, NCI Thesaurus: using science-based terminology to integrate cancer research results, in: *MEDINFO 2004*, IOS Press, 2004, pp. 33–37.
- [31] L. M. Schriml, C. Arze, S. Nadendla, Y.-W. W. Chang, M. Mazaitis, V. Felix, G. Feng, W. A. Kibbe, Disease ontology: a backbone for disease semantic integration, *Nucleic acids research* 40 (D1) (2012) D940–D946.
- [32] J. Sampels, S. Efeoglu, S. Schimmler, Exploring prompt generation utilizing graph search algorithms for ontology matching, in: *Knowledge Graphs in the Age of Language Models and Neuro-Symbolic AI*, IOS Press, 2024, pp. 2–19.
- [33] E. Jiménez-Ruiz, A. Agibetov, J. Chen, M. Samwald, V. Cross, Dividing the ontology alignment task with semantic embeddings and logic-based modules, in: *ECAI 2020*, IOS Press, 2020, pp. 784–791.
- [34] E. Jiménez-Ruiz, C. Meilicke, B. C. Grau, I. Horrocks, Evaluating mapping repair systems with large biomedical ontologies., *Description Logics* 13 (2013) 246–257.
- [35] E. Santos, D. Faria, C. Pesquita, F. M. Couto, Ontology alignment repair through modularization and confidence-based heuristics, *PloS one* 10 (12) (2015) e0144807.
- [36] W. Li, S. Zhang, Repairing mappings across biomedical ontologies by probabilistic reasoning and belief revision, *Knowledge-Based Systems* 209 (2020) 106436.
- [37] N. Reimers, Sentence-bert: Sentence embeddings using siamese BERT-Networks, *arXiv preprint arXiv:1908.10084* (2019).
- [38] T. Benson, G. Grieve, T. Benson, G. Grieve, SNOMED CT, Principles of Health Interoperability: FHIR, HL7 and SNOMED CT (2021) 293–324.
- [39] J. Pérez, M. Arenas, C. Gutierrez, Semantics and complexity of sparql, in: *International semantic web conference*, Springer, 2006, pp. 30–43.
- [40] K. A. Shefchek, N. L. Harris, M. Gargano, N. Matentzoglou, D. Unni, M. Brush, D. Keith, T. Conlin, N. Vasilevsky, X. A. Zhang, et al.,

- The monarch initiative in 2019: an integrative data and analytic platform connecting phenotypes to genotypes across species, *Nucleic acids research* 48 (D1) (2020) D704–D715.
- [41] A. Hamosh, A. F. Scott, J. Amberger, D. Valle, V. A. McKusick, Online mendelian inheritance in man (OMIM), *Human mutation* 15 (1) (2000) 57–61.
  - [42] D. Vasant, L. Chanas, J. Malone, M. Hanauer, A. Olry, S. Jupp, P. N. Robinson, H. Parkinson, A. Rath, ORDO: an ontology connecting rare disease, epidemiology and genetic data, in: *Proceedings of ISMB*, Vol. 30, researchgate. net, 2014, pp. 1–4.
  - [43] C. Rosse, J. L. Mejino Jr, A reference ontology for biomedical informatics: the Foundational Model of Anatomy, *Journal of biomedical informatics* 36 (6) (2003) 478–500.
  - [44] A. Dubey, A. Jauhri, A. Pandey, A. Kadian, A. Al-Dahle, A. Letman, A. Mathur, A. Schelten, A. Yang, A. Fan, et al., The Llama 3 herd of models, *arXiv preprint arXiv:2407.21783* (2024).
  - [45] J.-B. Lamy, Owlready: Ontology-oriented programming in python with automatic classification and high level constructs for biomedical ontologies, *Artificial intelligence in medicine* 80 (2017) 11–28.
  - [46] Z. Wang, AMD results for OAEI 2022., in: *OM@ ISWC*, 2022, pp. 145–152.
  - [47] Y. He, J. Chen, H. Dong, I. Horrocks, C. Allocca, T. Kim, B. Sapkota, Deeponto: A python package for ontology engineering with deep learning, *arXiv preprint arXiv:2307.03067* (2023).
  - [48] N. Khatwani, J. Geller, What makes a good concept anyway?, *arXiv preprint arXiv:2409.06150* (2024).
  - [49] P. G. Cotovio, L. Ferraz, D. Faria, L. Balbi, M. C. Silva, C. Pesquita, Matcha-DL a tool for supervised ontology alignment, *preprint* (2024).
  - [50] M. Silva, D. Faria, C. Pesquita, Complex multi-ontology alignment through geometric operations on language embeddings, in: *ECAI*, 2024, pp. 1333–1340.