

CME Observations – from Sun to Impact on Geospace

Manuela Temmer¹

Institute of Physics, University of Graz, Austria
manuela.temmer@uni-graz.at,
WWW home page: <https://swe.uni-graz.at>

Abstract. Our Sun is an active star expelling dynamic phenomena known as coronal mass ejections (CMEs). The magnetic field configuration on the Sun and related solar wind structures affect the propagation behavior of CMEs, dominate its transit time and embedded magnetic field properties when impacting Earth. Since the conditions on the Sun constantly change, the impact of CMEs on the different regimes of geospace is quite variable and may differ significantly from event to event. This short review summarizes the different manifestations of CMEs on the Sun, their appearance in interplanetary space, and how CMEs trigger a cascade of reactions as they interact with Earth.

Keywords: Coronal mass ejections, Solar Wind, Interplanetary Space, Earth, Space Weather research

1 Introduction

Coronal mass ejections (CMEs) are the most energetic events from the Sun, appearing as rapidly moving and expanding magnetic plasma structures. Frequently CMEs are associated with flares (Yashiro et al, 2006), which actively drive CMEs, as well as solar energetic particles (SEPs) which are accelerated by the huge energy release in the wake of the magnetic reconnection process and by the shock that is driven by the CME (Reames, 2013). CMEs, flares, and SEPs are recognized as key factors in investigating Space Weather (e.g., Luhmann et al, 2020; Temmer, 2021; Gopalswamy, 2022). Out of that CMEs are known to cause the most severe Space Weather effects, such as geomagnetic storms that can induce electric currents in power lines, potentially leading to widespread electrical grid failures and damage to infrastructure (Pulkkinen et al, 2017). Intense research for better understanding the physical processes in the complex and interdisciplinary area of Space Weather is therefore essential for safeguarding technology, infrastructure, and human activities both in space and on Earth (see Figure 1).

There are many open questions, e.g., about the interaction processes between CMEs and the ambient solar wind flow. Especially interaction of CMEs with other large-scale solar wind structures lying in the path of the CME, produces complex interplanetary magnetic field structures significantly enhancing

Space Weather effects (e.g., Dumbović et al, 2015). Most of all, we face the fact that the “plain” background solar wind and its embedded structures, such as stream interaction regions and high-speed solar wind streams, are not well represented by state-of-the-art models (see e.g., COSPAR Space Weather Roadmap update by Temmer et al, 2023). This lowers the reliability of Space Weather forecasts, especially during high solar activity phases when interactions might happen frequently (Lugaz et al, 2017).

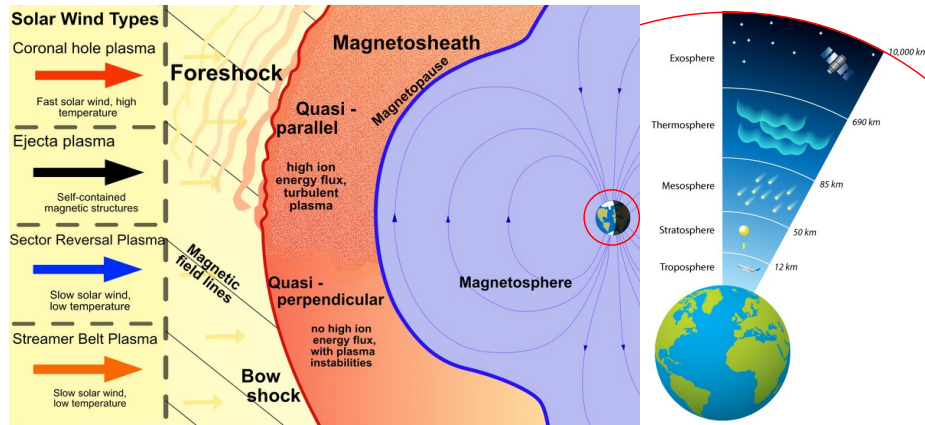


Fig. 1. Left: Graphic representation of the boundary region between the solar wind and the Earth’s magnetic field (adapted from Koller et al, 2024). Right: The atmospheric layers of Earth - a zoom in version of the red circle marked in the left panel (source: European Centre for Medium-Range Weather Forecasts).

2 Towards more reliable background solar wind models

It is acknowledged that the open magnetic flux (OMF) “shapes” interplanetary space, magnetically connects the Sun to the planets, and dominates the motion of SEPs (e.g., Owens and Forsyth, 2013). Coronal holes (CHs) are assumed to mainly represent the OMF (e.g., Hofmeister et al, 2018). CHs are also the sources of fast solar wind streams which generate, when interacting with the ambient slow solar wind, so-called stream interaction regions (SIRs). A CME encountering a SIR and related high-speed stream may experience acceleration, changes in the magnetic field configuration and direction of motion, resulting in altered transit times and geomagnetic effects at Earth.

Investigating the dynamic interplay between open (fast wind) and closed (slow wind) magnetic field on the Sun is key in deriving answers on how interplanetary space is structured. However, there is a strong discrepancy found when calculating the in-situ OMF and the OMF coming from the solar surface with an underestimation by a factor of two (e.g., Linker et al, 2017). If we assume

the accuracy of the in-situ OMF calculation, any unaccounted-for OMF must be sought at the Sun. There might be outflows from active regions that could contribute to the OMF (e.g., van Driel-Gesztelyi et al, 2012). Recent studies derived that the OMF evolution correlates with CH open flux, but not with CH area evolution (Heinemann et al, 2024). Hence, the uncertainty in detecting boundaries of CHs might not be the crucial point in the missing OMF and, hence, might not be the main parameter in improving the performance of background solar wind models (Linker et al, 2021). Rather, the currently missing polar magnetic field information might play a key role. ESA’s mission Solar Orbiter (SolO; Müller et al, 2017) will move out of the ecliptic plane starting in 2026. It will deliver high-resolution magnetic field information from the Sun’s polar region, which might enable us to get one step closer towards solving the OMF problem and more reliable background solar wind models.

3 Solar signatures related to CMEs

The regions on the Sun from which CMEs originate give limitations in the driving force of a CME (Bein et al, 2011). Active regions with strong magnetic fields and complex sunspot configurations are often associated with greater solar eruptive potential (e.g., Sammis et al, 2000). The common ground for the occurrence of CMEs and flares is magnetic reconnection and magnetohydrodynamic instability, however, recent studies highlight that the trigger mechanisms for CMEs can vary (see review by Green et al, 2018).

3.1 Signatures of eruptive events

Besides the high association rate between flares and CMEs (Yashiro et al, 2006), there are also well-known active regions producing confined flares of high energy release (e.g., Thalmann et al, 2015). While confined flares can still produce intense bursts of electromagnetic radiation across various wavelengths, they do not lead to CMEs. It is therefore important to be able to distinguish confined from eruptive flares.

For that radio signatures are favorable. Especially the detection of type II and type III radio bursts are important indicators of solar eruptive events. Type II radio bursts are related to fast CMEs, and are indicative of the passage of shock waves through the solar corona and interplanetary space (see e.g., Gopalswamy et al, 2008). Type III bursts are characterized by rapidly drifting frequency signatures as the electron beams propagate away from the Sun along magnetic field lines and are indicative of the opening of the magnetic field. Hence, the observation of type III followed by type II bursts can be used to infer the eruptive and energetic nature of a flare. E.g., for continuously monitoring the Sun’s radio emissions, the e-CALLISTO (Enhanced Coordinated Low-cost Low-frequency Instrument for Spectroscopy and Transportable Observatory; Benz et al, 2009) network consists of multiple stations distributed worldwide, each equipped with

a radio spectrometer ranging typically from a few tens of megahertz to a few gigahertz.

Before entering the field-of-view of the coronagraph, typically solar surface signatures collectively provide evidence of the occurrence and characteristics of eruptive flare events and CME characteristics. It is therefore important to monitor the Sun especially in EUV or X-rays from which, together with magnetic field information, we can assess the energy storage and release in the corona. The close connection between the energy release of flares and CMEs in various wavelengths gives us an estimate of the driving forces of a CME (Zhang et al, 2001; Temmer et al, 2008). EUV dimming regions and their dynamics tell us about the actual mass release, the CME speed as well as the CME’s direction of motion (Dissauer et al, 2018; Chikunova et al, 2023). Propagating surface waves show us the expansion behavior of the CME (e.g., Patsourakos et al, 2020). Post-eruptive arcades can be used as proxy for the magnetic structure of the flux rope and the amount of reconnected flux, frequently used in models (e.g., Scolini et al, 2020). The coronal hole influence parameter (CHIP) determines the influence of nearby CHs on the CME trajectory (Gopalswamy et al, 2009).

4 CME structures and their differences

Focusing on the predictability of Space Weather, we first need to consider the different structures of a CME. In rough terms, we may differentiate between the shock-sheath and the magnetic ejecta of a CME (e.g., Vourlidas et al, 2013). Based on statistical results, the difference in the arrival time of the shock-sheath and magnetic ejecta is on average about 10 hours (Russell and Mulligan, 2002). Geomagnetic effects associated with the shock-sheath include sudden increases in solar wind speed, pressure, and magnetic field intensity, leading to enhanced geomagnetic activity, which are often short-lived but can be intense. The CME magnetic structure plays a more crucial role in enhanced geomagnetic effects as a southward directed magnetic field component (negative B_z , which is opposite to Earth’s magnetic field), can efficiently couple with Earth’s magnetosphere and trigger magnetic reconnection (e.g. review by Tsurutani et al, 2023). In that respect we may ask ourselves if we are consistent in our understanding of different CME structures and how well we are able to identify them in remote-sensing image data and to track them from Sun to Earth (see e.g., Verbeke et al, 2023, and related ISSI team).

White-light remote sensing image data give us a global view on the CME, whereas in-situ measurements reveal local variations. The closeness of Parker Solar Probe (PSP; Fox et al, 2016) and SolO spacecraft to the Sun, together with well established and newly developed triangulation methods, enable us to investigate for the first time small-scale structures at different regions of the CME (see Figure 2). Results from Cappello et al (2024) revealed that blob-like density structures distributed in the rear-part of the CME, might reveal the interaction process with the ambient solar wind. This helps us in better understanding the

propagation behavior of CMEs in interplanetary space as well as to connect globally and locally derived measurements.

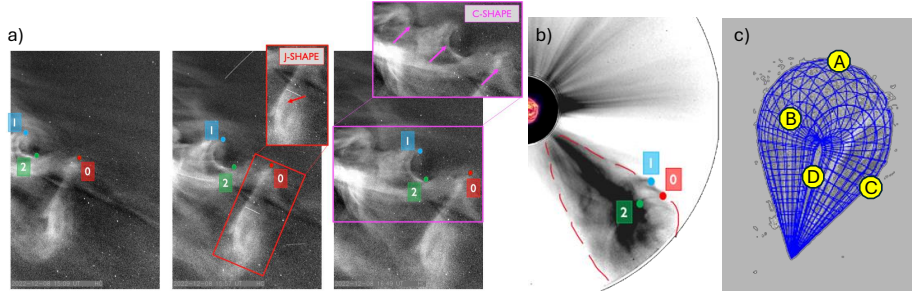


Fig. 2. a): WISPR-I white-light data from 2022-12-08 showing in detail some identified small-scale internal CME structures (0, 1, 2). b): STEREO-A COR2 coronagraph image, showing the tracked features in the global view. Adapted from Cappello et al (2024). c): Cartoon of a GCS reconstructed CME with regions of interest highlighted: front (A), internal structure (B), flank (C), and current sheet (D).

5 Imprint of CMEs as they propagate through the heliosphere

As the evolving CME compresses the solar wind ahead of it, it forms turbulent high-pressure regions known as sheath, and if fast enough, these steepen up into shocks. The sheath is a high plasma-beta region, hence, it holds implications for the draping of the interplanetary magnetic field and accumulation of plasma (Siscoe and Odstreil, 2008). How the sheath region might affect the expansion behavior of the CME's magnetic structure and how it is related to interplanetary magnetic field draping is another open issue. A recent comprehensive study on CMEs with and without clear sheath regions over the inner and outer heliosphere is presented by Larrodera and Temmer (2024). The dataset covers more than 2000 CMEs over the time range 1975–2022. As can be seen in Figure 3, it is found that both types (CMEs with and without sheath) increase in size from the inner heliosphere to 1 AU by ca. 47%, with the strongest size increase around 0.75 AU. There were no CMEs found with sheath structures ahead beyond 1.5 AU. CMEs without sheath seemed to almost double their size beyond 1.5 AU compared to 1 AU, however, the data sample is rather low for the outer heliosphere. A review on CME sheaths is given by Kilpua et al (2017) and there are interesting aspects found in CME sheath regions as shown in other studies (e.g., Salman et al, 2021).

During high solar activity we frequently observe multiple CMEs (see e.g., episodes of enhanced geomagnetic effects due to multiple CMEs in March, April, and November 2023, or most recent in May 2024). In the late phase of solar

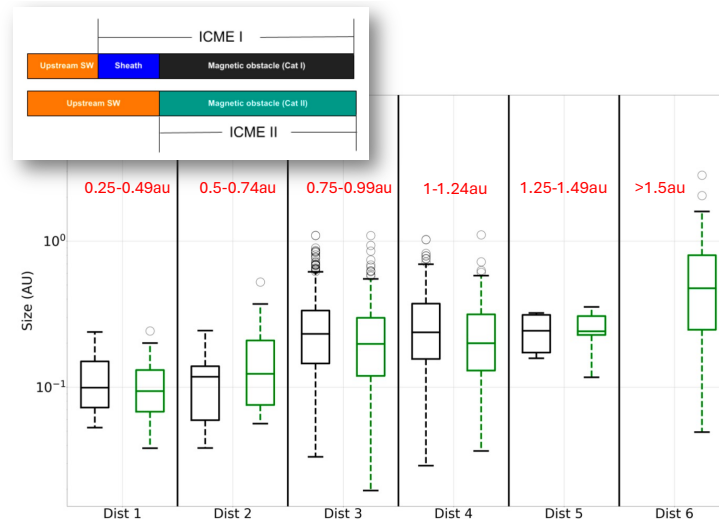


Fig. 3. Size of CME magnetic obstacles driving a clear sheath (black) and those w/o sheath (green). The size (mean speed over structure \times duration) is calculated for measurements derived at different distances from the Sun covering the inner heliosphere to 1 AU. Adapted from Larrodera & Temmer, 2024.

activity, coronal hole structures at low latitudes are frequently observed, and SIRs dominate in interplanetary space. These multiple eruptions can lead to the formation of very complex magnetic structures in the heliosphere significantly complicating the prediction of their impact on Earth (Gopalswamy et al, 2001; Burlaga et al, 2002; Harrison et al, 2012) and causing to the most intense geomagnetic storms (Farrugia et al, 2006; Xie et al, 2004; Dumbović et al, 2015). Besides the mutual interaction between the various structures, each CME (also SIR) generates perturbations in the smooth outflow of the slow solar wind and changes the magnetic field configuration. With that interplanetary space and near-Earth conditions experience a preconditioning effect that might last for several days (Temmer et al, 2017; Janvier et al, 2019). The occurrence of strong eruptions can also lead to transient open field conditions making subsequent CME propagation super-fast (Liu et al, 2014).

6 Geospace Impact and Interdisciplinary Research

Due their complex nature, the detailed impact of CMEs on geospace is highly variable. When CMEs collide with Earth, they trigger a cascade of reactions which are started at the magnetosphere. These reactions include the opening of the magnetic field, compression, and the occurrence of substorms in the magnetotail (see e.g., Russell and McPherron, 1973; Gosling et al, 1991). The strongly varying solar and magnetospheric energy input leads to significant fluctuations

in the Earth's ionosphere (see e.g., Buonsanto, 1999; Tsurutani et al, 2004). The thermosphere gets heated and expands due to the absorption of EUV and X-ray radiation and, as the CME reconnects with the magnetosphere, due to injection of additional particles into that atmospheric region. This leads to an increase in the neutral density in larger heights of the atmosphere, leading to stronger drag for low Earth orbiting (LEO) satellites (see e.g., Knipp et al, 2004; Krauss et al, 2015; Bruinsma et al, 2023).

Recent studies found that density enhancements in the magnetosheath, so-called magnetosheath jets (MJ), represent a significant coupling effect between the solar wind and the Earth's magnetosphere (see review by Plaschke et al, 2018). A significant variation in the number of MJs is derived with CMEs/SIRs actually lowering/enhancing the MJ production rate (Koller et al, 2022). More interdisciplinary research is needed to better understand the coupling processes.

7 Conclusion

CMEs are pivotal in shaping Space Weather, influencing both the heliosphere and geospace. The driving forces of CMEs are related to the conditions on the Sun that lead to CME formation. The factors influencing their propagation through the heliosphere are likewise related to slow and fast solar wind regions in terms of CHs. Knowledge on the surface structures and how these further evolve into interplanetary space is therefore crucial for accurate forecasting. Small scale structures embedded in the CME or signatures of solar wind interaction, need yet to be studied to find out more about their effects on Space Weather.

Forecasting the impact of CMEs, however, remains challenging due to their complex and variable nature, the not-well understood interaction processes with the solar wind, as well as lack in accurate knowledge of the background solar wind itself. Advanced coronal and heliospheric models incorporating real-time solar wind data and detailed magnetic field measurements are essential for improving predictions. The unprecedented data gathered by PSP and SoHO, currently provide and will provide detailed information of the near-Sun environment, enhancing our understanding of CME initiation and interaction processes with the solar wind.

At the impact of the various solar wind structures on Earth, the cascade of processes in the magnetosphere and lower atmospheric layers is not fully understood. More interdisciplinary research is therefore needed to identify universal processes and to tackle problems from different aspects.

Bibliography

- Bein BM, Berkebile-Stoiser S, Veronig AM, et al. (2011) Impulsive Acceleration of Coronal Mass Ejections. I. Statistics and Coronal Mass Ejection Source Region Characteristics. *Astrophys. J.*738(2):191, DOI 10.1088/0004-637X/738/2/191, 1108.0561
- Benz AO, Monstein C, Meyer H, et al. (2009) A World-Wide Net of Solar Radio Spectrometers: e-CALLISTO. *Earth Moon and Planets* 104(1-4):277–285, DOI 10.1007/s11038-008-9267-6
- Bruinsma S, Author A, Author B (2023) Cluster g: G2a summary and ti2 cluster paper - on atmospheric variability. *Adv. Space Res.* under review
- Buonsanto MJ (1999) Ionospheric Storms — A Review. *Space Sci. Rev.*88:563–601, DOI 10.1023/A:1005107532631
- Burlaga LF, Plunkett SP, St Cyr OC (2002) Successive CMEs and complex ejecta. *Journal of Geoph. Res. (Space Physics)* 107(A10):1266, DOI 10.1029/2001JA000255
- Cappello GM, Temmer M, Vourlidas A, et al. (2024) Internal magnetic field structures observed by PSP/WISPR in a filament related coronal mass ejection. arXiv e-prints arXiv:2402.14682, DOI 10.48550/arXiv.2402.14682, 2402.14682
- Chikunova G, Podladchikova T, Dissauer K, Veronig AM, Dumbović M, Temmer M, Dickson ECM (2023) Three-dimensional relation between coronal dimming, filament eruption, and CME. A case study of the 28 October 2021 X1.0 event. *Astron. Astrophys.*678:A166, DOI 10.1051/0004-6361/202347011, 2308.09815
- Dissauer K, Veronig AM, Temmer M, Podladchikova T, Vanninathan K (2018) Statistics of Coronal Dimmings Associated with Coronal Mass Ejections. I. Characteristic Dimming Properties and Flare Association. *Astrophys. J.*863(2):169, DOI 10.3847/1538-4357/aad3c6, 1807.05056
- Dumbović M, Devos A, Vršnak B, et al. (2015) Geoeffectiveness of Coronal Mass Ejections in the SOHO Era. *Solar Phys.*290(2):579–612, DOI 10.1007/s11207-014-0613-8, 1410.3303
- Farrugia CJ, Jordanova VK, Thomsen MF, Lu G, Cowley SWH, Ogilvie KW (2006) A two-ejecta event associated with a two-step geomagnetic storm. *Journal of Geoph. Res. (Space Physics)* 111(A11):A11104, DOI 10.1029/2006JA011893
- Fox NJ, Velli MC, Bale SD, et al. (2016) The Solar Probe Plus Mission: Humanity’s First Visit to Our Star. *Space Sci. Rev.*204(1-4):7–48, DOI 10.1007/s11214-015-0211-6
- Gopalswamy N (2022) The Sun and Space Weather. *Atmosphere* 13(11):1781, DOI 10.3390/atmos13111781, 2211.06775
- Gopalswamy N, Yashiro S, Kaiser ML, Howard RA, Bougeret JL (2001) Radio Signatures of Coronal Mass Ejection Interaction: Coronal Mass Ejection Cannibalism? *Astrophys. J. Lett.*548(1):L91–L94, DOI 10.1086/318939

- Gopalswamy N, Yashiro S, Akiyama S, et al. (2008) Coronal mass ejections, type II radio bursts, and solar energetic particle events in the SOHO era. *Annales Geophysicae* 26(10):3033–3047, DOI 10.5194/angeo-26-3033-2008
- Gopalswamy N, Mäkelä P, Xie H, Akiyama S, Yashiro S (2009) CME interactions with coronal holes and their interplanetary consequences. *Journal of Geoph. Res. (Space Physics)* 114(A3):A00A22, DOI 10.1029/2008JA013686
- Gosling JT, McComas DJ, Phillips JL, Bame SJ (1991) Geomagnetic activity associated with earth passage of interplanetary shock disturbances and coronal mass ejections. *J. Geophys. Res.* 96(A5):7831–7839, DOI 10.1029/91JA00316
- Green LM, Török T, Vršnak B, Manchester W, Veronig A (2018) The Origin, Early Evolution and Predictability of Solar Eruptions. *Space Sci. Rev.* 214(1):46, DOI 10.1007/s11214-017-0462-5, 1801.04608
- Harrison RA, Davies JA, Möstl C, et al. (2012) An Analysis of the Origin and Propagation of the Multiple Coronal Mass Ejections of 2010 August 1. *Astrophys. J.* 750(1):45, DOI 10.1088/0004-637X/750/1/45
- Heinemann SG, Owens MJ, Temmer M, et al. (2024) On the Origin of the Sudden Heliospheric Open Magnetic Flux Enhancement During the 2014 Pole Reversal. *Astrophys. J.* 965(2):151, DOI 10.3847/1538-4357/ad2b69, 2402.12805
- Hofmeister SJ, Veronig A, Temmer M, Vennerstrom S, Heber B, Vršnak B (2018) The Dependence of the Peak Velocity of High-Speed Solar Wind Streams as Measured in the Ecliptic by ACE and the STEREO satellites on the Area and Co-latitude of Their Solar Source Coronal Holes. *J. Geophys. Res. Atm.* 123(3):1738–1753, DOI 10.1002/2017JA024586, 1804.09579
- Janvier M, Winslow RM, Good S, et al. (2019) Generic Magnetic Field Intensity Profiles of Interplanetary Coronal Mass Ejections at Mercury, Venus, and Earth From Superposed Epoch Analyses. *Journal of Geoph. Res. (Space Physics)* 124(2):812–836, DOI 10.1029/2018JA025949, 1901.09921
- Kilpua E, Koskinen HEJ, Pulkkinen TI (2017) Coronal mass ejections and their sheath regions in interplanetary space. *Liv. Rev. in Solar Physics* 14(1):5, DOI 10.1007/s41116-017-0009-6
- Knipp DJ, Tobiska WK, Emery BA (2004) Direct and Indirect Thermospheric Heating Sources for Solar Cycles 21–23. *Solar Phys.* 224(1–2):495, DOI 10.1007/s11207-005-6393-4
- Koller F, Temmer M, Preisser L, et al. (2022) Magnetosheath Jet Occurrence Rate in Relation to CMEs and SIRs. *Journal of Geoph. Res. (Space Physics)* 127(4):e30124, DOI 10.1029/2021JA030124, 1002/essoar.10508761.2
- Koller F, Raptis S, Temmer M, Karlsson T (2024) The Effect of Fast Solar Wind on Ion Distribution Downstream of Earth’s Bow Shock. *Astrophys. J. Lett.* 964(1):L5, DOI 10.3847/2041-8213/ad2ddf
- Krauss S, Temmer M, Veronig A, Baur O, Lammer H (2015) Thermospheric and geomagnetic responses to interplanetary coronal mass ejections observed by ACE and GRACE: Statistical results. *Journal of Geoph. Res. (Space Physics)* 120(10):8848–8860, DOI 10.1002/2015JA021702, 1510.03549
- Larrodera C and Temmer M (2024) Evolution of coronal mass ejections with and without sheaths from the inner to the outer heliosphere: Statistical investigation for 1975 to 2022. *Astron. Astrophys.* 685:A89, DOI 10.1051/0004-6361/202348641, 2402.16653

- Linker JA, Caplan RM, Downs C, Riley P, Mikic Z, Lionello R, Henney CJ, Arge CN, Liu Y, Derosa ML, Yeates A, Owens MJ (2017) The Open Flux Problem. *Astrophys. J.*848(1):70, DOI 10.3847/1538-4357/aa8a70, 1708.02342
- Linker JA, Heinemann SG, Temmer M, et al. (2021) Coronal Hole Detection and Open Magnetic Flux. *Astrophys. J.*918(1):21, DOI 10.3847/1538-4357/ac090a, 2103.05837
- Liu YD, Luhmann JG, Kajdič P, et al. (2014) Observations of an extreme storm in interplanetary space caused by successive coronal mass ejections. *Nature Communications* 5:3481, DOI 10.1038/ncomms4481, 1405.6088
- Lugaz N, Temmer M, Wang Y, Farrugia CJ (2017) The Interaction of Successive Coronal Mass Ejections: A Review. *Solar Physics* 292(4), DOI 10.1007/s11207-017-1091-6, URL <http://dx.doi.org/10.1007/s11207-017-1091-6>, 1612.02398
- Luhmann JG, Gopalswamy N, Jian LK, Lugaz N (2020) ICME Evolution in the Inner Heliosphere. *Solar Phys.*295(4):61, DOI 10.1007/s11207-020-01624-0
- Müller D, Nicula B, Felix S, et al. (2017) JHelioviewer. Time-dependent 3D visualisation of solar and heliospheric data. *Astron. Astrophys.*606:A10, DOI 10.1051/0004-6361/201730893, 1705.07628
- Owens MJ, Forsyth RJ (2013) The Heliospheric Magnetic Field. *Liv. Rev. in Solar Physics*10(1):5, DOI 10.12942/lrsp-2013-5
- Patsourakos S, Vourlidas A, Török T, et al. (2020) Decoding the pre-eruptive magnetic field configurations of coronal mass ejections. *Space Science Reviews* 216(8):131, DOI 10.1007/s11214-020-00757-9
- Plaschke F, Hietala H, Archer M, et al. (2018) Jets Downstream of Collisionless Shocks. *Space Sci. Rev.*214(5):81, DOI 10.1007/s11214-018-0516-3
- Pulkkinen A, Bernabeu E, Thomson A, et al. (2017) Geomagnetically induced currents: Science, engineering, and applications readiness. *Space Weather* 15(7):828–856, DOI 10.1002/2016SW001501
- Reames DV (2013) The Two Sources of Solar Energetic Particles. *Space Sci. Rev.*175(1-4):53–92, DOI 10.1007/s11214-013-9958-9, 1306.3608
- Russell CT, McPherron RL (1973) The Magnetotail and Substorms. *Space Sci. Rev.*15(2-3):205–266, DOI 10.1007/BF00169321
- Russell CT, Mulligan T (2002) On the magnetosheath thicknesses of interplanetary coronal mass ejections. *Planetary Space Science*50(5-6):527–534, DOI 10.1016/S0032-0633(02)00031-4
- Salman TM, Lugaz N, Winslow RM, Farrugia CJ, Jian LK, Galvin AB (2021) Categorization of Coronal Mass Ejection-driven Sheath Regions: Characteristics of STEREO Events. *Astrophys. J.*921(1):57, DOI 10.3847/1538-4357/ac11f3, 2106.12076
- Sammis I, Tang F, Zirin H (2000) The Dependence of Large Flare Occurrence on the Magnetic Structure of Sunspots. *Astrophys. J.*540(1):583–587, DOI 10.1086/309303
- Scolini C, Chané E, Temmer M, et al. (2020) CME–CME Interactions as Sources of CME Geoeffectiveness: The Formation of the Complex Ejecta and Intense Geomagnetic Storm in 2017 Early September. *The Astrophysical Journal Supplement Series* 247(1):21, DOI 10.3847/1538-4365/ab6216, 1911.10817

- Siscoe G, Odstrcil D (2008) Ways in which ICME sheaths differ from magnetosheaths. *J. Geophys. Res.*113(A9):A00B07, DOI 10.1029/2008JA013142
- Temmer M (2021) Space weather: the solar perspective. *Liv. Rev. in Solar Physics*18(1):4, DOI 10.1007/s41116-021-00030-3, 2104.04261
- Temmer M, Veronig AM, Vršnak B, Rybák J, Gömöry P, Stoiser S, Maričić D (2008) Acceleration in Fast Halo CMEs and Synchronized Flare HXR Bursts. *Astrophys. J. Lett.*673(1):L95, DOI 10.1086/527414
- Temmer M, Reiss MA, Nikolic L, Hofmeister SJ, Veronig AM (2017) Preconditioning of Interplanetary Space Due to Transient CME Disturbances. *The Astrophysical Journal* 835(2):1–6, DOI 10.3847/1538-4357/835/2/141, URL <http://dx.doi.org/10.3847/1538-4357/835/2/141>
- Temmer M, Scolini C, Richardson IG, et al. (2023) CME Propagation Through the Heliosphere: Status and Future of Observations and Model Development. arXiv e-prints arXiv:2308.04851, DOI 10.48550/arXiv.2308.04851, 2308.04851
- Thalmann JK, Su Y, Temmer M, Veronig AM (2015) The Confined X-class Flares of Solar Active Region 2192. *Astrophys. J. Lett.*801(2):L23, DOI 10.1088/2041-8205/801/2/L23, 1502.05157
- Tsurutani B, Mannucci A, Iijima B, et al. (2004) Global dayside ionospheric uplift and enhancement associated with interplanetary electric fields. *Journal of Geophysical Research (Space Physics)* 109(A8):A08302, DOI 10.1029/2003JA010342
- Tsurutani BT, Zank GP, Sterken VJ, et al. (2023) Space Plasma Physics: A Review. *IEEE Transactions on Plasma Science* 51(7):1595–1655, DOI 10.1109/TPS.2022.3208906, 2209.14545
- van Driel-Gesztelyi L, Culhane JL, Baker D, et al. (2012) Magnetic Topology of Active Regions and Coronal Holes: Implications for Coronal Outflows and the Solar Wind. *Solar Phys.*281(1):237–262, DOI 10.1007/s11207-012-0076-8
- Verbeke C, Mays ML, Kay K, et al. (2023) Quantifying errors in 3D CME parameters derived from synthetic data using white-light reconstruction techniques. *Adv. Space Res.*DOI 10.1016/j.asr.2022.08.056
- Vourlidas A, Lynch BJ, Howard RA, Li Y (2013) How Many CMEs Have Flux Ropes? Deciphering the Signatures of Shocks, Flux Ropes, and Prominences in Coronagraph Observations of CMEs. *Solar Phys.*284(1):179–201, DOI 10.1007/s11207-012-0084-8, 1207.1599
- Xie H, Ofman L, Lawrence G (2004) Cone model for halo CMEs: Application to space weather forecasting. *Journal of Geophysical Research: Space Physics* 109, DOI 10.1029/2003JA010226
- Yashiro S, Akiyama S, Gopalswamy N, Howard RA (2006) Different Power-Law Indices in the Frequency Distributions of Flares with and without Coronal Mass Ejections. *Astrophys. J. Lett.*650(2):L143–L146, DOI 10.1086/508876, astro-ph/0609197
- Zhang J, Dere KP, Howard RA, Kundu MR, White SM (2001) On the Temporal Relationship between Coronal Mass Ejections and Flares. *Astrophys. J.*559(1):452–462, DOI 10.1086/322405