

Sparse L0-norm based Kernel-free Quadratic Surface Support Vector Machines

Ahmad Mousavi^{*1} and Ramin Zandvakili²

¹Department of Mathematics and Statistics, American University

²Carlson School of Management, University of Minnesota

Abstract

Kernel-free quadratic surface support vector machine (SVM) models have gained significant attention in machine learning. However, introducing a quadratic classifier increases the model's complexity by quadratically expanding the number of parameters relative to the dimensionality of the data, exacerbating overfitting. To address this, we propose sparse ℓ_0 -norm based Kernel-free quadratic surface SVMs, designed to mitigate overfitting and enhance interpretability. Given the intractable nature of these models, we present a penalty decomposition algorithm to efficiently obtain first-order optimality points. Our analysis shows that the subproblems in this framework either admit closed-form solutions or can leverage duality theory to improve computational efficiency. Through empirical evaluations on real-world datasets, we demonstrate the efficacy and robustness of our approach, showcasing its potential to advance Kernel-free quadratic surface SVMs in practical applications while addressing overfitting concerns. All the implemented models and experiment codes are available at <https://github.com/raminzandvakili/L0-QSVM>.

keywords: binary classification, quadratic support vector machines, ℓ_0 norm, penalty decomposition method

1 Introduction

Binary classification, a cornerstone of supervised learning, has garnered significant interest across various disciplines, including computer science, statistics, engineering, biology, and applied mathematics [1], [2]. Its practical applications in fields such as healthcare, finance, retail, travel, and energy highlight its widespread importance [3]–[6]. Despite its evident utility, there remains a pressing need for rigorous theoretical scrutiny and validation of existing methodologies. To address the challenges of binary classification, the soft margin SVM model [7] has emerged as a powerful tool, capable of finding hyperplanes that maximize margins while minimizing misclassification penalties. However, its effectiveness diminishes when dealing with nonlinearly separable data. To overcome this limitation, kernel based SVM models were introduced [7]. These models leverage nonlinear kernel functions to map data into higher-dimensional feature spaces, enabling improved performance. Nevertheless, selecting an appropriate kernel function remains a challenge due to the lack of a general principle, and tuning kernel parameters involves significant computational overhead during training [8], [9].

To maintain the interpretability of SVMs while sidestepping the complexities of nonlinear kernel methods, kernel-free quadratic surface SVM models have emerged. These models aim to find quadratic

Emails: mousavi@american.edu and zandv003@umn.edu.

separating surfaces that maximize approximations of geometric margins while penalizing misclassifications of outliers and noise. As a result, they are more tractable than kernel based SVM models due to the explicit and clear quadratic structure of the separation surface [10]. Additionally, they can incorporate prior information, such as Universum points, to further enhance performance. Recent advancements in this field have introduced twin versions of these models, addressing computational challenges by solving decoupled subproblems more efficiently [11], [12].

Despite their advantages, kernel-free quadratic surface SVM models, when applied to n -dimensional data points, require $\mathcal{O}(n^2)$ parameters, introducing risks of overfitting, redundant computations, and reduced interpretability, even when n is moderately large. ℓ_1 -regularization of the Hessian has been employed to mitigate these issues by promoting sparsity in the parameter space. However, selecting the optimal penalty parameter remains a challenging task, and the solutions obtained may lack clear interpretability. To address these limitations, we propose ℓ_0 -norm based kernel-free quadratic surface SVMs that explicitly enforce sparsity in the model parameters. This approach enhances the explainability of the model by implicitly selecting critical features from the data. By combining the strengths of kernel-free quadratic surface methods with sparsity constraints, our technique offers a promising solution to the challenges associated with traditional kernel-free quadratic surface SVM models, paving the way for more robust and interpretable binary classification frameworks.

Penalty decomposition algorithms are well-regarded for their ability to address nonconvex optimization problems by decomposing them into simpler subproblems that are computationally manageable [13]–[16]. Building on these strengths, we developed an effective penalty decomposition algorithm tailored to our proposed sparse ℓ_0 -norm based kernel-free quadratic surface SVMs. This approach not only addresses the inherent intractability of such models but also ensures the enforcement of sparsity constraints, enabling improved model interpretability and practical applicability. We further demonstrated that the subproblems within our algorithm are either solved in closed form or through duality theory to improve computational efficiency.

The rest of the paper is organized as follows. Section 2 provides an overview of related work, including existing methods and their limitations. Section 3 introduces the proposed sparse ℓ_0 -norm based kernel-free quadratic surface SVM models and the penalty decomposition algorithm. In Section 4, we present numerical experiments on real-world datasets to evaluate the performance of the proposed models, highlighting key insights and comparisons with baseline methods. Finally, Section 5 concludes the paper with a summary of contributions and potential directions for future work.

2 Preliminaries and Related Work

This section reviews several quadratic surface support vector machine (QSVM) models shortly. Suppose we have a binary classification task in hand with the following training set:

$$\mathcal{D} = \{(x_i, y_i)_{i=1, \dots, m} \mid x_i \in \mathbb{R}^n, y_i \in \{-1, 1\}\},$$

where m is the sample size, n is the number of features, and y_i is the label of x_i . \mathcal{D} is called quadratically separable [10] if there exist $W \in \mathbb{R}^{n \times n}$, $b \in \mathbb{R}^n$, and $c \in \mathbb{R}$ if $y_i(x_i^T W x_i + b^T x_i + c) > 0$ for every $i \in [m]$. A linearly separable data set is quadratically separable with $W = 0$.

The standard SVM model aims to find a hyperplane that approximately separates a given training set. However, in real-world binary classification problems, datasets often exhibit nonlinear patterns, making separation with traditional linear approaches difficult. To overcome this, kernel methods are employed to map the original data into a higher-dimensional feature space, where nonlinear relationships can appear linear. This transformation enables SVMs to find optimal hyperplanes that separate the data more effectively, capturing complex structures and patterns. As a result, kernel methods significantly enhance the performance of SVMs in handling nonlinear classification tasks; finding applications across machine learning, pattern recognition, and data mining [17].

Despite their advantages, kernel methods have limitations. They can be computationally expensive, particularly with large datasets, due to pairwise similarity calculations. Additionally, they risk overfitting when the dimensionality of the feature space increases. Selecting an appropriate kernel function requires substantial domain knowledge or extensive experimentation, and the resulting models are less interpretable compared to linear approaches. These challenges, along with sensitivity to hyperparameter tuning and scalability concerns, highlight the trade-offs when employing kernel methods in complex classification problems [18].

Therefore, a recent method, introduced by Dagher [19] and further refined by Luo et al. [10], seeks to explicitly separate data using a quadratic classifier directly in the space of sample points rather than a transformed feature space:

$$f_{W,b,c}(x) = \frac{1}{2}x^T W x + b^T x + c = 0.$$

The soft margin version of this model imposes penalties for misclassification to accommodate potential noise and outliers is as follows:

$$\begin{aligned} \min_{W,b,c,\xi} \quad & \sum_{i=1}^m \|W x_i + b\|_2^2 + \mu \sum_{i=1}^m \xi_i \\ \text{s.t.} \quad & y_i \left(\frac{1}{2} x_i^T W x_i + b^T x_i + c \right) \geq 1 - \xi_i, \quad i = 1, \dots, m, \\ & W \in \mathbb{S}_n, b \in \mathbb{R}^n, c \in \mathbb{R}, \xi \in \mathbb{R}_+^m. \end{aligned} \tag{QSVM}$$

Notice that utilizing this Kernel-free quadratic surface idea for data separation exponentially increases the model's degrees of freedom. Specifically, the parameter count in this model scales as $\mathcal{O}(n^2)$, contrasting with traditional SVMs that possess parameters $\mathcal{O}(n)$. Although this complexity offers additional adaptability in training set segregation, it also increases the risk of overfitting, potentially compromising classification accuracy on testing datasets. This concern is particularly pronounced when dealing with linearly separable training data; in such cases, the expectation is for QSVMs to identify a suitable hyperplane for data division. However, QSVM does not guarantee this outcome. On the other hand, ℓ_1 norm regularization techniques have demonstrated efficacy in reducing model complexity across various applications. In particular, [20] advocates for the integration of ℓ_1 -regularization into QSVMs:

$$\begin{aligned} \min_{W,b,c,\xi} \quad & \sum_{i=1}^m \|W x_i + b\|_2^2 + \lambda \sum_{1 \leq i \leq j \leq n} |W_{ij}| + \mu \sum_{i=1}^m \xi_i \\ \text{s.t.} \quad & y_i \left(\frac{1}{2} x_i^T W x_i + b^T x_i + c \right) \geq 1 - \xi_i; \quad \forall i \in [m], \\ & W \in \mathbb{S}_n, b \in \mathbb{R}^n, c \in \mathbb{R}, \xi \in \mathbb{R}_+^m, \end{aligned} \tag{L1-QSVM}$$

where $\mu > 0$ is a positive penalty for incorporating noise and outliers. The authors demonstrate that the above model reduces to the standard SVM when λ is sufficiently large. Other sparsity surrogates, such as the use of ℓ_p norms for $p \in (0, 1)$, have also been explored in the literature on linear SVMs, feature selection, and K-support vector classification regression. However, the non-convexity of these models poses significant challenges for algorithm design [21]–[26].

On the other hand, it is known that ℓ_0 directly enforces sparsity by minimizing the number of non-zero elements, unlike ℓ_p for $0 < p \leq 1$, which only approximates sparsity and may introduce unnecessary regularization. For example, in compressive sensing, the ℓ_0 norm achieves higher compression rates compared to its convex and nonconvex relaxations ℓ_p norms, making it a more effective tool for sparse representation. Therefore, we investigate ℓ_0 -norm based kernel-free quadratic SVMs and introduce a penalty decomposition algorithm for effectively tackling them in the next section.

Kernel-free quadratic surface models deviate from the conventional quadratic program formats in quadratic optimization. Hence, several notations and definitions must be introduced to rectify this and

align them accordingly. We start with a square matrix $A = [a_{ij}]_{i=1,\dots,n;j=1,\dots,n} \in \mathbb{R}^{n \times n}$. Its vectorization is straightforwardly represented as $\text{vec}(A) := [a_{11}, \dots, a_{n1}, a_{12}, \dots, a_{n2}, \dots, a_{1n}, \dots, a_{nn}]^T \in \mathbb{R}^{n^2}$. However, if A is symmetric, $\text{vec}(A)$ carries redundant data, hence we opt for its half-vectorization:

$$\text{hvec}(A) := [a_{11}, \dots, a_{n1}, a_{22}, \dots, a_{2n}, \dots, a_{nn}]^T \in \mathbb{R}^{\frac{n(n+1)}{2}}.$$

For any $n \in \mathbb{N}$, there exists a unique elimination matrix $L_n \in \mathbb{R}^{\frac{n(n+1)}{2} \times n^2}$ such that $L_n \text{vec}(A) = \text{hvec}(A)$ for any $A \in S_n$, where S_n denotes the set of symmetric matrices, as noted in [27]. Additionally, this elimination matrix L_n has a full row rank. Conversely, for any $n \in \mathbb{N}$, there exists a unique duplication matrix $D_n \in \mathbb{R}^{n^2 \times \frac{n(n+1)}{2}}$ such that $D_n \text{hvec}(A) = \text{vec}(A)$ for any $A \in S_n$, and $L_n D_n = I_{\frac{n(n+1)}{2}}$.

Definition 2.1. For $i \in [m]$, let

$$\begin{aligned} s_i &:= \frac{1}{2} \text{hvec}(x_i x_i^T), \quad r_i := [s_i; x_i], \quad w := \text{hvec}(W), \quad z := [w; b], \quad V := \begin{bmatrix} I_{\frac{n(n+1)}{2}} & 0_{\frac{n(n+1)}{2} \times n} \end{bmatrix}, \\ X_i &:= I_n \otimes x_i^T, \quad M_i := X_i D_n, \quad H_i := [M_i \quad I_n], \quad G := 2 \sum_{i=1}^m H_i^T H_i, \quad X := [x_1, x_2, \dots, x_m]^T. \end{aligned}$$

Thus, for fixed $i \in [m]$, we get the following equations:

$$\begin{cases} W x_i = X_i \text{vec}(W) = X_i D_n \text{hvec}(W) = M_i \text{hvec}(W) = M_i w, \\ W x_i + b = M_i w + I_n b = H_i z, \\ \frac{1}{2} x_i^T W x_i + b^T x_i + c = z^T r_i + c, \\ \sum_{i=1}^m \|W x_i + b\|_2^2 = \sum_{i=1}^m (H_i z)^T (H_i z) = z^T (\sum_{i=1}^m H_i^T H_i) z = \frac{1}{2} z^T G z. \end{cases}$$

3 Sparse ℓ_0 -norm based Kernel-free Quadratic Surface SVMs and An effective Algorithm

It is empirically observed that real-world datasets are often governed by only a few key parameters, reinforcing the need for sparse ℓ_0 -norm based models. Such models are essential for ensuring better interpretability and practical applicability by identifying and leveraging these critical parameters. However, while ℓ_p -norms ($p \in (0, 1]$) are often used as surrogates for ℓ_0 , they approximate sparsity rather than enforcing it directly, which can result in solutions with near-zero values instead of exact zeros. Additionally, the sparsity level achieved with ℓ_p -norms depends on parameter tuning and cannot be explicitly controlled, making them less effective in capturing true sparsity patterns. These limitations, along with their computational challenges, further highlight the importance of employing ℓ_0 -norm based approaches for tasks requiring precise sparsity.

In this paper, to mitigate the overfitting caused by the over-parameterization of the symmetric matrix W and the vector b in the quadratic classifier f , we impose a cardinality constraint on these parameters. This constraint effectively reduces the model's complexity and enhances its generalization ability. Specifically, we study two sparse ℓ_0 -norm based, kernel-free quadratic surface SVM models. The first model employs the hinge loss function and is formulated as follows:

$$\begin{aligned} \min_{W, b, c, \xi} \quad & \sum_{i=1}^m \|W x_i + b\|_2^2 + \mu \sum_{i=1}^m \xi_i \\ \text{s.t.} \quad & y_i \left(\frac{1}{2} x_i^T W x_i + b^T x_i + c \right) \geq 1 - \xi_i; \quad \forall i \in [m], \\ & \|[\text{hvec}(W); b]\|_0 \leq k, \\ & W \in S_n, \quad b \in \mathbb{R}^n, \quad c \in \mathbb{R}, \quad \xi \in \mathbb{R}_+^m. \end{aligned} \tag{L0-QSVM}$$

Using the quadratic loss function, we derive the least-squares version of the model as follows:

$$\begin{aligned}
& \min_{W,b,c,\xi} \sum_{i=1}^m \|Wx_i + b\|_2^2 + \mu \sum_{i=1}^m \xi_i^2 \\
& \text{s.t.} \quad y_i \left(\frac{1}{2} x_i^T W x_i + b^T x_i + c \right) = 1 - \xi_i; \quad \forall i \in [m], \\
& \quad \quad \quad \|[\text{hvec}(W); b]\|_0 \leq r, \\
& \quad \quad \quad W \in \mathbb{S}_n, b \in \mathbb{R}^n, c \in \mathbb{R}, \xi \in \mathbb{R}^m,
\end{aligned} \tag{LS-L0-QSVM}$$

To present our penalty decomposition algorithm, we introduced the following unified model:

$$\min_{W \in \mathbb{S}_n, b \in \mathbb{R}^n, c \in \mathbb{R}} \sum_{i=1}^m \|Wx_i + b\|_2^2 + \mu \sum_{i=1}^m \text{H}(1 - y_i f_{W,b,c}(x_i)) \quad \text{s.t.} \quad \|[\text{hvec}(W); b]\|_0 \leq k,$$

which reduces to L0-QSVM for the well-received hinge loss $\text{H}(t) = \max(t, 0)$ and reduces to LS-L0-QSVM for the quadratic loss $\text{H}(t) = t^2$. Based on the notation introduced in the previous section, the above model is equivalent to:

$$\min_{z \in \mathbb{R}^{\frac{n(n+1)}{2} + n}, c \in \mathbb{R}} \frac{1}{2} z^T G z + \mu \sum_{i=1}^m \text{H}(1 - y_i (z^T r_i + c)) \quad \text{s.t.} \quad \|z\|_0 \leq k. \tag{1}$$

We now apply an effective penalty decomposition method for solving 1 as follows. After introducing a new variable u , this problem becomes:

$$\min_{z, u \in \mathbb{R}^{\frac{n(n+1)}{2} + n}, c \in \mathbb{R}} \frac{1}{2} z^T G z + \mu \sum_{i=1}^m \text{H}(1 - y_i (z^T r_i + c)) \quad \text{s.t.} \quad \|z\|_0 \leq k \quad \text{and} \quad z - u = 0.$$

Thus, by penalizing the last constraint above, the problem 1 can be addressed by solving a sequence of penalty subproblems as follows:

$$\min_{z, u \in \mathbb{R}^{\frac{n(n+1)}{2} + n}, c \in \mathbb{R}} q_\rho(z, c, u) := \frac{1}{2} z^T G z + \mu \sum_{i=1}^m \text{H}(1 - y_i (z^T r_i + c)) + \frac{1}{2} \rho \|z - u\|_2^2 \quad \text{s.t.} \quad \|u\|_0 \leq k. \tag{P_\rho}$$

Suppose we have a feasible point denoted as $(z, c)^{\text{feas}}$ of 1 in hand. Then, let:

$$\Upsilon \geq \max\{f((z, c)^{\text{feas}}), \min_{z, c} q_{\rho^{(0)}}(z, c, u_0^{(0)})\} > 0.$$

We solve the above penalty subproblem for a fixed positive ρ via a block coordinate descent method. Therefore, we have the following sparse ℓ_0 -norm based penalty decomposition for solving (1).

Algorithm 1 Sparse Quadratic Surface Penalty Decomposition (SQS-PD)

- 1: Inputs: $\rho^{(0)} > 0, \beta > 1, k$, and $u_0^{(0)}$ such that $\|u_0^{(0)}\|_0 \leq k$.
 - 2: $j \leftarrow 0$.
 - 3: **repeat**
 - 4: $l \leftarrow 0$.
 - 5: **repeat**
 - 6: $(z_{l+1}^{(j)}, c_{l+1}^{(j)}) \leftarrow \underset{(z,c) \in \mathbb{R}^{\frac{n(n+1)}{2}+n} \times \mathbb{R}}{\text{Argmin}} q_{\rho^{(j)}}(z, c, u_l^{(j)})$.
 - 7: $u_{l+1}^{(j)} \leftarrow \underset{\{u \mid \|u\|_0 \leq k\}}{\text{Argmin}} q_{\rho^{(j)}}(z_{l+1}^{(j)}, c_{l+1}^{(j)}, u)$.
 - 8: $l \leftarrow l + 1$.
 - 9: **until** stopping criterion (2) is met.
 - 10: $(z^{(j)}, c^{(j)}, u^{(j)}) \leftarrow (z_l^{(j)}, c_l^{(j)}, u_l^{(j)})$.
 - 11: $\rho^{(j+1)} \leftarrow \beta \cdot \rho^{(j)}$.
 - 12: If $\min_{(z,c) \in \mathbb{R}^{\frac{n(n+1)}{2}+n} \times \mathbb{R}} q_{\rho^{(j+1)}}(z, c, u^{(j)}) > \Upsilon$, then $u_0^{(j+1)} \leftarrow z^{\text{feas}}$. Otherwise, $u_0^{(j+1)} \leftarrow u_l^{(j)}$.
 - 13: $j \leftarrow j + 1$.
 - 14: **until** stopping criterion (3) is met.
-

The stopping criterion for the inner loop is the following:

$$\max \left\{ \frac{\|z_l - z_{l-1}\|_\infty}{\max(\|z_l\|_\infty, 1)}, \frac{\|c_l - c_{l-1}\|_\infty}{\max(\|c_l\|_\infty, 1)}, \frac{\|u_l - u_{l-1}\|_\infty}{\max(\|u_l\|_\infty, 1)}, \right\} \leq \epsilon_I. \quad (2)$$

and for the outer loop is:

$$\|z^{(j)} - u^{(j)}\|_\infty \leq \epsilon_O. \quad (3)$$

According to Theorem 4.3 in [28] and Theorem 3.34 in [29] Algorithm 1 obtains a first-order optimality point of 1. Therefore, our focus will be next on effectively solving the restricted subproblems within this algorithm.

Observe that the associated subproblem for u is:

$$\min_{u \in \mathbb{R}^{\frac{n(n+1)}{2}+n}} \|z - u\|_2^2 \quad \text{s.t.} \quad \|u\|_0 \leq k; \quad (4)$$

which obtains a solution

$$u = [z_{\mathcal{J}}; 0], \quad (5)$$

where \mathcal{J} contains indices of k largest components of z in absolute value, that is, Step 7 of Algorithm 1 has a closed-form solution. Next, we start discussing how to tackle the associated subproblem to z for each of the loss functions.

3.1 Sparse ℓ_0 -norm based Kernel-free Quadratic Surface SVM Model

For the hinge loss function $H(t) = \max(0, t)$, the sparse quadratic model 1 reduces to L0-QSVM, which after using the notation in Section 2 is equivalent to:

$$\begin{aligned} \min_{z,c,\xi} \quad & \frac{1}{2} z^T G z + \mu \sum_{i=1}^m \xi_i \\ \text{s.t.} \quad & y_i (z^T r_i + c) \geq 1 - \xi_i; \quad \forall i \in [m], \\ & \|z\|_0 \leq r. \\ & z \in \mathbb{R}^{\frac{n(n+1)}{2}+n}, c \in \mathbb{R}, \xi \in \mathbb{R}_+^m. \end{aligned} \quad (\text{L0-QSVM})$$

Recalling P_ρ , the subproblem associated to z for the hinge loss function becomes:

$$\min_{z \in \mathbb{R}^{\frac{n(n+1)}{2}+n}, c \in \mathbb{R}} \frac{1}{2} z^T G z + \mu \sum_{i=1}^m \max(1 - y_i(z^T r_i + c), 0) + \frac{1}{2} \rho \|z - u\|_2^2,$$

which is equivalent to the following feasible and bounded below the convex quadratic optimization problem:

$$\begin{aligned} \min_{z, c, \xi} \quad & \frac{1}{2} z^T (G + \rho I) z - \rho u^T z + \mu \sum_{i=1}^m \xi_i \\ \text{s.t.} \quad & y_i(z^T r_i + c) \geq 1 - \xi_i; \quad \forall i \in [m] \\ & z \in \mathbb{R}^{\frac{n(n+1)}{2}+n}, c \in \mathbb{R}, \xi \in \mathbb{R}_+^m. \end{aligned} \tag{P_{\rho, (z, c, \xi)}^h}$$

Even though a standard solver can be used for this problem, standard practice in the SVM literature encourages applying the strong duality theorem in convex programming. Thus, let us bring the Lagrangian function of this model:

$$\begin{aligned} L(z, c, \xi, \alpha) &= \frac{1}{2} z^T (G + \rho I) z - \rho u^T z + \mu \sum_{i=1}^m \xi_i - \sum_{i=1}^m \alpha_i (y_i(z^T r_i + c) - 1 + \xi_i) \\ &= \frac{1}{2} z^T (G + \rho I) z - z^T \left(\sum_{i=1}^m \alpha_i y_i r_i + \rho u \right) + \sum_{i=1}^m (\mu - \alpha_i) \xi_i - c \sum_{i=1}^m \alpha_i y_i. \end{aligned}$$

Therefore, the dual problem of $P_{\rho, (z, c, \xi)}^h$ becomes:

$$\begin{aligned} \min_{\alpha \in \mathbb{R}^m} \quad & - \sum_{i=1}^m \alpha_i + \frac{1}{2} \left(\sum_{i=1}^m y_i \alpha_i r_i + \rho u \right)^T (G + \rho I)^{-1} \left(\sum_{j=1}^m y_j \alpha_j r_j + \rho u \right) \\ \text{s.t.} \quad & \sum_{i=1}^m y_i \alpha_i = 0 \quad \text{and} \quad 0 \leq \alpha \leq \mathbf{1}\mu. \end{aligned} \tag{D_\alpha}$$

Therefore, the KKT conditions are:

$$\begin{cases} z = (G + \rho I)^{-1} (\sum_{i=1}^m \alpha_i y_i r_i + \rho u) \\ \alpha_i (1 - \xi_i - y_i(z^T r_i + c)) = 0; \quad \forall i \in [m] \\ (\mu - \alpha_i) \xi_i = 0; \quad \forall i \in [m] \\ y_i(z^T r_i + c) \geq 1 - \xi_i; \quad \forall i \in [m] \\ \sum_{i=1}^m y_i \alpha_i = 0; \quad \forall i \in [m] \\ \xi \in \mathbb{R}_+^m \quad \text{and} \quad 0 \leq \alpha \leq \mathbf{1}\mu, \end{cases}$$

which implies that, once a solution to the dual D_α is provided, a solution to $P_{\rho, (z, c, \xi)}^h$ can be obtained from:

$$z = (G + \rho I)^{-1} \left(\sum_{\alpha_i \neq 0} \alpha_i y_i r_i + \rho u \right), \quad c = \max_{y_i=1, \alpha_i > 0} -z^T r_i, \quad \xi_i = \begin{cases} 1 - y_i(z^T r_i + c) & \text{if } \alpha_i > 0, \\ 0 & \text{if } \alpha_i = 0. \end{cases} \tag{6}$$

Corollary 3.1. *For the hinge loss function, step 6 of Algorithm 1 can be obtained by solving D_α and then applying 6.*

3.2 Least-squares Sparse ℓ_0 -norm based Kernel-free Quadratic Surface SVM Model

For the quadratic loss function $H(t) = t^2$, the sparse quadratic model 1 reduces to the following least-squares sparse ℓ_0 -norm based kernel-free quadratic surface SVM model LS-L0-QSVM, which through the notations presented in Section 2 becomes:

$$\begin{aligned} \min_{z,c,\xi} \quad & \frac{1}{2}z^T Gz + \mu \sum_{i=1}^m \xi_i^2 \\ \text{s.t.} \quad & y_i(z^T r_i + c) = 1 - \xi_i; \quad \forall i \in [m], \\ & \|z\|_0 \leq r, \\ & z \in \mathbb{R}^{\frac{n(n+1)}{2}+n}, c \in \mathbb{R}, \xi \in \mathbb{R}^m, . \end{aligned} \tag{LS-L0-QSVM'}$$

The associated subproblem to z in this case is equivalent to:

$$\min_{z \in \mathbb{R}^{\frac{n(n+1)}{2}+n}, c \in \mathbb{R}} \frac{1}{2}z^T Gz + \mu \sum_{i=1}^m (1 - y_i(z^T r_i + c))^2 + \frac{1}{2}\rho \|z - u\|_2^2. \tag{P_{(z,c)}^q}$$

By letting $A = [r_1, r_2, \dots, r_m]^T$ and $D = \mathbf{diag}(y_1, y_2, \dots, y_m)$, the objective function of the latter is equal to $T = \frac{1}{2}z^T(G + \rho I)z + \mu \|\mathbf{1} - D(Az + c\mathbf{1})\|_2^2 - \rho u^T z + \rho \|u\|_2^2$. Hence,

$$\begin{aligned} \frac{\partial T}{\partial z} &= (G + \rho I)z - 2\mu A^T D(\mathbf{1} - D(Az + c\mathbf{1})) - \rho u \\ \frac{\partial T}{\partial c} &= -2\mu \mathbf{1}^T D(\mathbf{1} - D(Az + c\mathbf{1})) \end{aligned}$$

which can be integrated into the following:

$$\begin{bmatrix} G + \rho I + 2\mu A^T D^2 A & 2\mu A^T D \mathbf{1} \\ 2\mu \mathbf{1}^T D^2 A & 2\mu \mathbf{1}^T D^2 \mathbf{1} \end{bmatrix} \begin{bmatrix} z \\ c \end{bmatrix} = \begin{bmatrix} 2\mu A^T D \mathbf{1} + \rho u \\ 2\mu \mathbf{1}^T D \mathbf{1} \end{bmatrix}$$

which has a positive definite coefficient matrix such that:

$$\begin{bmatrix} z \\ c \end{bmatrix} = \begin{bmatrix} G + \rho I + 2\mu A^T D^2 A & 2\mu A^T D \mathbf{1} \\ 2\mu \mathbf{1}^T D^2 A & 2\mu \mathbf{1}^T D^2 \mathbf{1} \end{bmatrix}^{-1} \begin{bmatrix} 2\mu A^T D \mathbf{1} + \rho u \\ 2\mu \mathbf{1}^T D \mathbf{1} \end{bmatrix} \tag{7}$$

Corollary 3.2. *For the quadratic loss function, step 6 of Algorithm 1 is obtained from (7).*

To conclude this section, we introduced two sparse ℓ_0 -norm based kernel-free quadratic surface SVM models, utilizing hinge and quadratic loss functions, respectively. Due to the cardinality constraint in these models, they are NP-hard, necessitating an efficient algorithm for practical implementation. To address this, we unified the models under a general framework 1 and proposed a penalty decomposition algorithm that introduces an auxiliary variable u . The subproblem (4) associated with u admits a straightforward closed-form solution (5). Specifically, for the hinge-loss based model L0-QSVM, we demonstrated that the subproblem for z is best addressed through convex duality. Solving the dual problem yields the primal solution via (6). On the other hand, for the quadratic-loss based model LS-L0-QSVM, we showed that the subproblem for z has a closed-form solution directly provided in (7). Thus, our iterative algorithm is both computationally efficient and effective.

4 Numerical Experiments

In this section, we conduct numerical experiments on real datasets to evaluate the performance of our proposed models L0-QSVM and LS-L0-QSVM when solved by Algorithm 1. We compare its accuracy

and ability to detect true underlying sparsity patterns against the benchmark method L1-QSVM. To compare the performance of our proposed models L0-QSVM and LS-L0-QSVM with the standard SVM, quadratic kernel SVM, QSVM, and L1-QSVM, we implemented Algorithm 1 in Python. For linear and quadratic kernel SVMs, we utilized the Scikit-learn library. We evaluated the accuracy of these models on several balanced datasets from the UCI repository, including Iris, Glass Identification, Raisin, Wine Quality, Hepatitis C Virus for Egyptian patients (HCV), Yeast, and Wholesale Customers. These datasets are widely used benchmarks for evaluating the performance of newly developed models in the literature. They encompass both binary and multi-class label variables. For multi-class datasets, we utilized the one-vs-rest strategy combined with majority voting to determine the predicted class.

We performed hyperparameter tuning using random search. For the standard SVM, we optimized the regularization parameter C by searching over values on a logarithmic scale from 10^{-6} to 10^3 . For the quadratic kernel SVM, we additionally tuned the parameters γ and coef0 over a logarithmic scale from 10^{-6} to 10. For L1-QSVM and L0-QSVM and LS-L0-QSVM, which are kernel-free, we tuned μ on a logarithmic scale from 10^{-2} to 100. For L0-QSVM and LS-L0-QSVM, we also tuned k , the number of selected features, over the range 1 to $2^{\text{number of features}}$, and compared performance using both hinge loss and quadratic loss.

To evaluate model performance, we employed 5-fold cross-validation. The dataset was partitioned into five folds, with each fold serving as the test set in turn, while the remaining four folds were further split into three for training and one for validation. Testing was conducted using models tuned with the best hyperparameters selected from the validation set. For each fold, we sampled 100 different hyperparameter configurations for tuning. This process produced five accuracy values for each dataset, from which we calculated the mean and standard deviation, as reported in Table 1.

Table 1: Test Accuracy Comparisons

Dataset	SVM	Quad. Kernel	QSVM	L1-QSVM	L0-QSVM	LS-L0-QSVM
Iris	0.9533 ± 0.034	0.940 ± 0.057	0.953 ± 0.0618	0.953 ± 0.077	0.953 ± 0.034	0.960 ± 0.049
Glass	0.617 ± 0.049	0.692 ± 0.076	0.631 ± 0.041	0.640 ± 0.033	0.650 ± 0.051	0.656 ± 0.062
Raisin	0.870 ± 0.033	0.868 ± 0.029	0.862 ± 0.030	0.863 ± 0.029	0.859 ± 0.030	0.851 ± 0.031
Wine	0.961 ± 0.030	0.955 ± 0.038	0.955 ± 0.022	0.961 ± 0.029	0.977 ± 0.021	0.961 ± 0.034
HCV	0.951 ± 0.011	0.951 ± 0.010	0.936 ± 0.013	0.939 ± 0.013	0.941 ± 0.005	0.924 ± 0.019
Yeast	0.586 ± 0.012	0.591 ± 0.016	0.610 ± 0.024	0.604 ± 0.030	0.590 ± 0.027	0.567 ± 0.028
Wholesale	0.907 ± 0.024	0.896 ± 0.043	0.902 ± 0.023	0.905 ± 0.027	0.900 ± 0.022	0.893 ± 0.016

Next, to illustrate the strength of the ℓ_0 norm in identifying effective sparse patterns that perform well in practice, we visualize these patterns in both 2D and 3D. Figure 1 demonstrates that L0-QSVM retains high performance even in lower-dimensional spaces that are visualizable. The figure shows the decision boundaries of L0-QSVM for the Iris dataset with $k = 2$. In Figure 2, the Wine Quality dataset, the decision boundary appears as a hyperplane separating the classes, whereas in the Raisin dataset, it is depicted as a curved 3D manifold enclosing one class and excluding another. These examples highlight the potential of sparse ℓ_0 quadratic surface SVMs for data visualization, enabling projection into two- or three-dimensional feature spaces.

Figures 3, 4, and 5 illustrate a comparison of the weight matrices W and vectors b for L1-QSVM and L0-QSVM when applied to the Iris, Glass, and Heart datasets. The weight matrices were obtained using the optimal hyperparameters for each model, determined through validation on a randomly selected 20% subset of the Iris, Glass, and Heart datasets. As evident from the figures, the W matrices and b vectors for L0-QSVM exhibit significantly greater sparsity compared to those of L1-QSVM. This sparsity substantially enhances the interpretability of our classifiers, surpassing what is suggested by their ℓ_1 -norm counterparts. Nevertheless, despite this increased sparsity, Table 1 shows that the accuracy of L0-QSVM

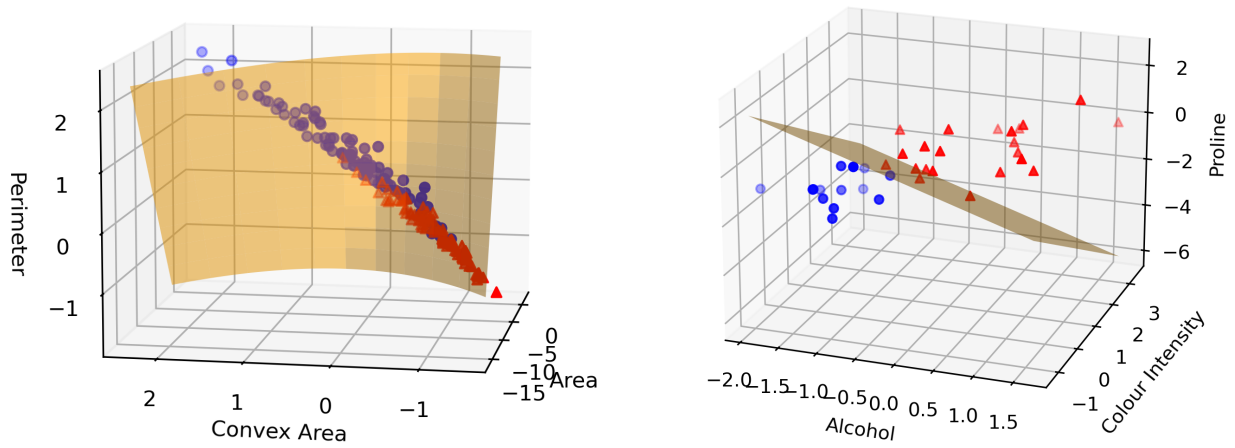


Figure 2: Surfaces obtained by L0-QSVM with $k = 3$ on Raisin and Wine datasets

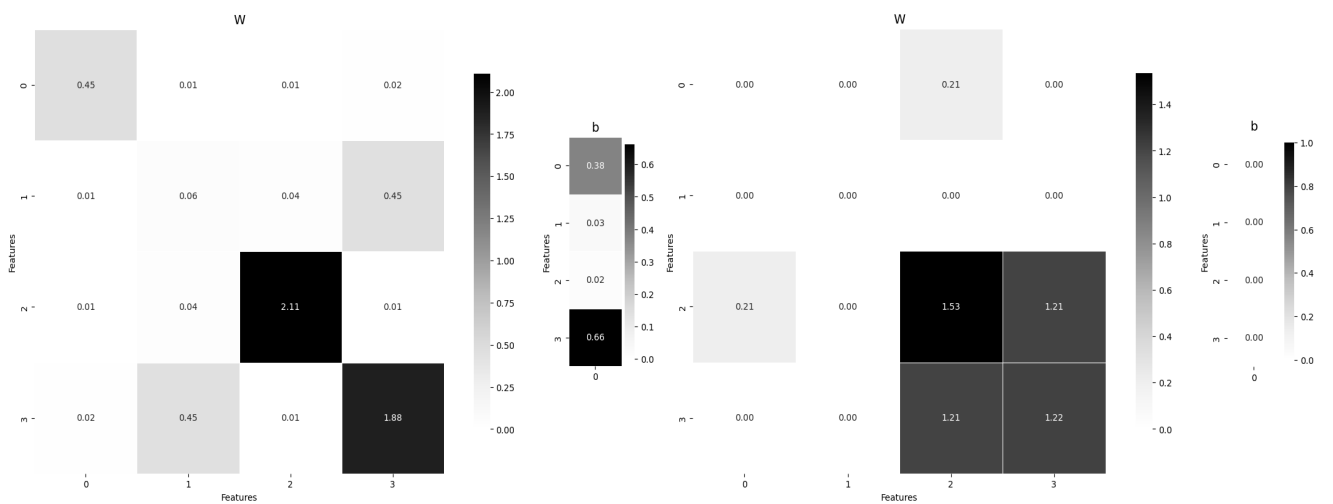


Figure 3: Magnitudes of optimal parameters (weight matrix W and vector b) of classifiers found by L1-QSVM (a) and L0-QSVM (b) for the Iris dataset.

is either higher or comparable to that of QSVM.

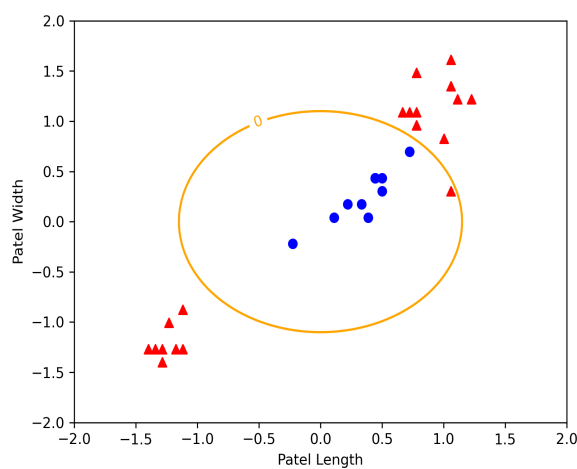


Figure 1: L0-QSVM Classifier for $k = 2$ on Iris dataset

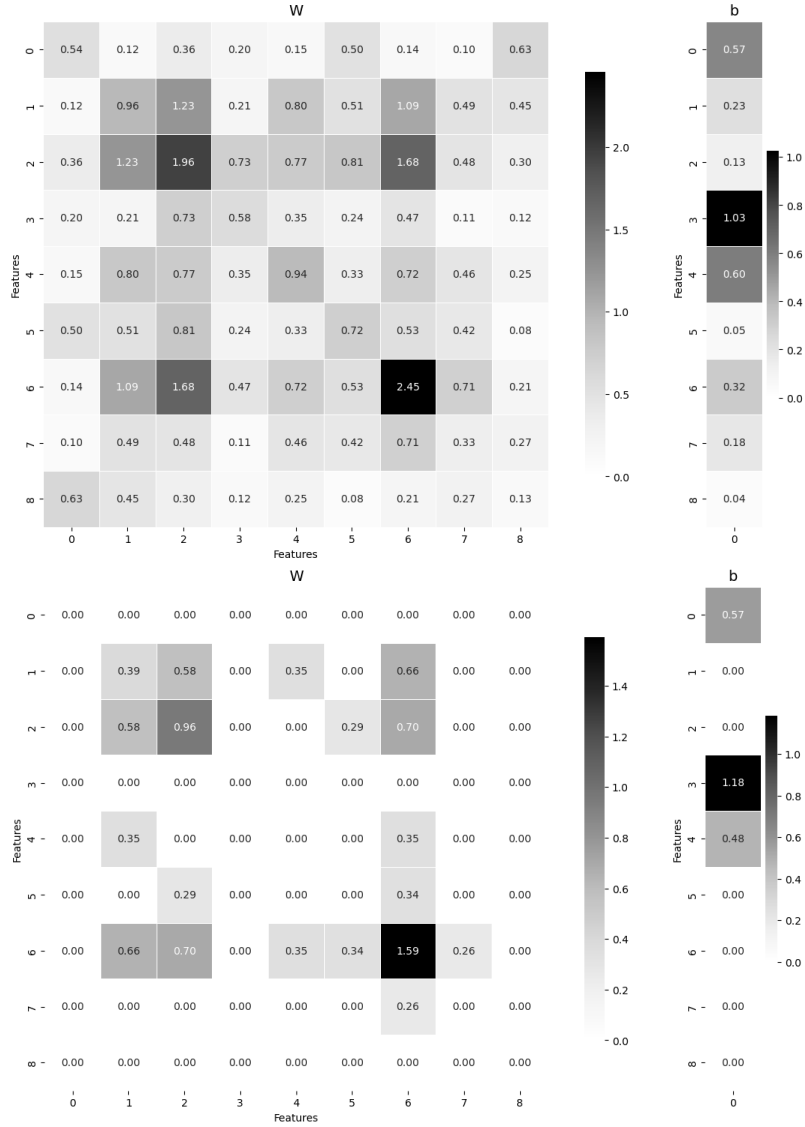


Figure 4: Magnitudes of optimal parameters (weight matrix W and vector b) of classifiers found by L1-QSVM (a) and L0-QSVM (b) for the Glass dataset.

Figure 6 illustrates the accuracy of L0-QSVM across different values of k . As observed, these models often achieve their full predictive power with relatively small values of k , while maintaining the flexibility of models incorporating second-order features. Unlike traditional kernel methods that transform the data into a higher-dimensional feature space, L0-QSVM operates directly in the original feature space, enhancing interpretability. This quality is particularly valuable in domains like healthcare, where model interpretability is a critical requirement.

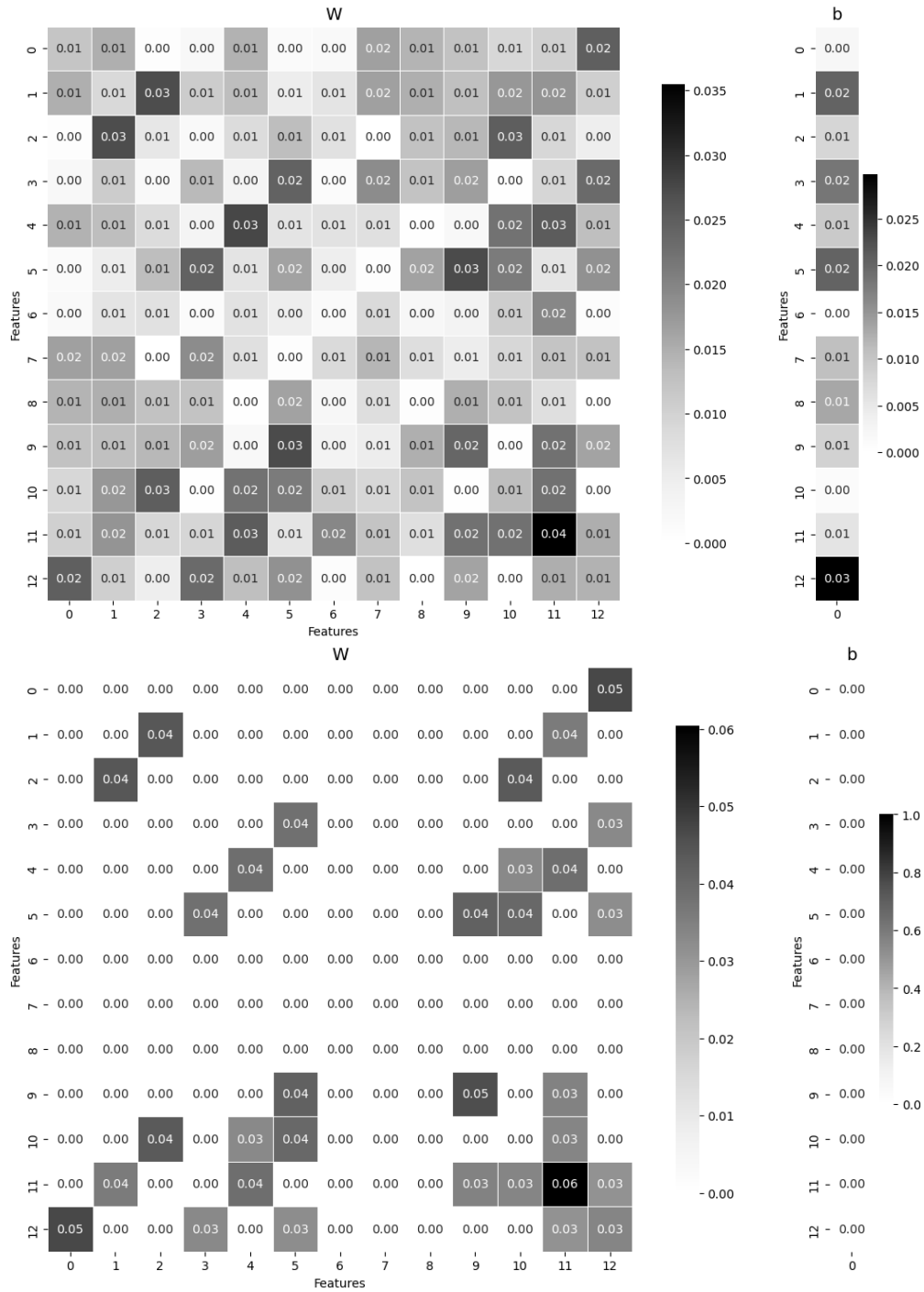


Figure 5: Magnitudes of optimal parameters (weight matrix W and vector b) of classifiers found by L1-QSVM (a) and L0-QSVM (b) for the Heart dataset.

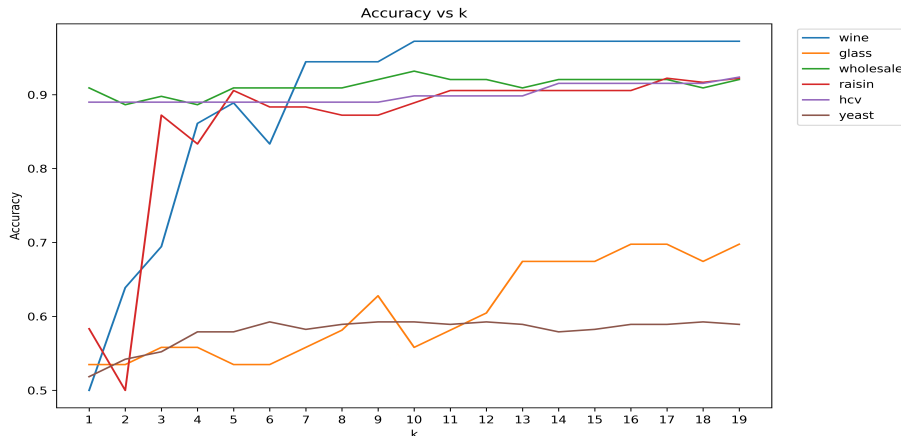


Figure 6: Accuracy vs sparsity level k

5 Conclusion

This paper introduces sparse ℓ_0 -norm based kernel-free quadratic surface SVM models to address challenges such as overfitting, interpretability, and the complexity of kernel-free quadratic surface machines in binary classification tasks. By incorporating a cardinality constraint on model parameters, these methods effectively reduce over-parameterization while enhancing generalization and sparsity. However, these models are inherently intractable and NP-hard, underscoring the need for an effective algorithm to solve them. To this end, we developed a penalty decomposition algorithm that leverages duality theory and provides closed-form solutions for key subproblems. Numerical experiments conducted on real-world datasets demonstrate that the proposed models outperform standard linear and quadratic SVM models and ℓ_1 -regularized counterparts in detecting true underlying sparse patterns while maintaining high classification accuracy. These results underscore the practical advantages of the ℓ_0 -norm based approach in applications requiring interpretable and sparse decision boundaries.

The proposed framework holds significant promise for fields where transparency and interpretability are critical, such as healthcare and finance. In addition to its standard formulation, the twin version of the proposed models enhances efficiency by solving smaller, decoupled subproblems, making it suitable for high-dimensional data. Moreover, the framework’s ability to handle imbalance scenarios is a notable strength, as it effectively incorporates sparsity constraints to mitigate the dominance of majority classes, ensuring better representation of minority classes. Future research could explore scalability to larger datasets, adaptive methods for hyperparameter tuning, extensions to multi-class classification problems, strategies to improve twin formulations, and techniques to address imbalance in more complex real-world datasets, thereby further enhancing the applicability and robustness of the models across diverse settings.

References

- [1] M. Di and E. M. Joo, “A survey of machine learning in wireless sensor networks from networking and application perspectives,” in *2007 6th international conference on information, communications & signal processing*, IEEE, 2007, pp. 1–5.
- [2] P. Langley and H. A. Simon, “Applications of machine learning and rule induction,” *Communications of the ACM*, vol. 38, no. 11, pp. 54–64, 1995.
- [3] Y. Hao and F. Meng, “A new method on gene selection for tissue classification,” *Journal of Industrial and Management Optimization*, vol. 3, no. 4, p. 739, 2007.

- [4] L. Monostori, A. Márkus, H. Van Brussel, and E. Westkämpfer, “Machine learning approaches to manufacturing,” *CIRP annals*, vol. 45, no. 2, pp. 675–712, 1996.
- [5] J. Luo, T. Hong, and S.-C. Fang, “Benchmarking robustness of load forecasting models under data integrity attacks,” *International Journal of Forecasting*, vol. 34, no. 1, pp. 89–104, 2018.
- [6] Y. Chen, W. Huang, L. Nguyen, and T.-W. Weng, “On the equivalence between neural network and support vector machine,” *Advances in Neural Information Processing Systems*, vol. 34, pp. 23 478–23 490, 2021.
- [7] C. Cortes and V. Vapnik, “Support-vector networks,” *Machine learning*, vol. 20, no. 3, pp. 273–297, 1995.
- [8] N. Cristianini and J. Shawe-Taylor, *An introduction to support vector machines and other kernel-based learning methods*. Cambridge university press, 2000.
- [9] B. Scholkopf and A. J. Smola, *Learning with kernels: support vector machines, regularization, optimization, and beyond*. MIT press, 2001.
- [10] J. Luo, S.-C. Fang, Z. Deng, and X. Guo, “Soft quadratic surface support vector machine for binary classification,” *Asia-Pacific Journal of Operational Research*, vol. 33, no. 06, p. 1 650 046, 2016.
- [11] H. Moosaei, A. Mousavi, M. Hladík, and Z. Gao, “Sparse l1-norm quadratic surface support vector machine with universum data,” *Soft Computing*, vol. 27, no. 9, pp. 5567–5586, 2023.
- [12] H. Moosaei, M. Hladík, A. Mousavi, Z. Gao, and H. Fu, “Kernel-free universum quadratic surface twin support vector machines for imbalanced data,” *arXiv preprint arXiv:2412.01936*, 2024.
- [13] S.-D. Lin, Y.-J. Zhang, M. Huang, J.-L. Yuan, and H.-H. Bei, “Inexact proximal penalty alternating linearization decomposition scheme of nonsmooth convex constrained optimization problems,” *Applied Numerical Mathematics*, 2025.
- [14] Z. Lu, Z. Sun, and Z. Zhou, “Penalty and augmented lagrangian methods for constrained dc programming,” *Mathematics of Operations Research*, vol. 47, no. 3, pp. 2260–2285, 2022.
- [15] A. Mousavi and G. Michailidis, “Cardinality constrained mean-variance portfolios: A penalty decomposition algorithm,” *arXiv preprint arXiv:2309.16004*, 2023.
- [16] A. Mousavi and G. Michilidis, “Statistical proxy based mean-reverting portfolios with sparsity and volatility constraints,” *International Transactions in Operational Research*, 2024.
- [17] M. A. Chandra and S. Bedi, “Survey on svm and their application in image classification,” *International Journal of Information Technology*, vol. 13, no. 5, pp. 1–11, 2021.
- [18] T. Hofmann, B. Schölkopf, and A. Smola, “Kernel methods in machine learning,” *The Annals of Statistics*, vol. 36, no. 3, pp. 1171–1220, 2008.
- [19] I. Dagher, “Quadratic kernel-free non-linear support vector machine,” *Journal of Global Optimization*, vol. 41, no. 1, pp. 15–30, 2008.
- [20] A. Mousavi, Z. Gao, L. Han, and A. Lim, “Quadratic surface support vector machine with l1 norm regularization,” *Journal of Industrial & Management Optimization*, vol. 18, no. 3, 2022.
- [21] H. Moosaei, “Sparse least squares k-svcr multi-class classification,” *Journal of Nonlinear & Variational Analysis*, vol. 8, no. 6, 2024.
- [22] H. Moosaei and M. Hladík, “Bounds for sparse solutions of k-svcr multi-class classification model,” in *International Conference on Learning and Intelligent Optimization*, Springer, 2022, pp. 136–144.
- [23] L. Yao, F. Zeng, D.-H. Li, and Z.-G. Chen, “Sparse support vector machine with lp penalty for feature selection,” *Journal of Computer Science and Technology*, vol. 32, no. 1, pp. 68–77, 2017.

- [24] V. Blanco, J. Puerto, and A. M. Rodriguez-Chia, “On lp-support vector machines and multidimensional kernels,” *Journal of Machine Learning Research*, vol. 21, no. 14, pp. 1–29, 2020.
- [25] A. Landeros and K. Lange, “Algorithms for sparse support vector machines,” *Journal of Computational and Graphical Statistics*, vol. 32, no. 3, pp. 1097–1108, 2023.
- [26] J. Ma, S. Zhou, L. Chen, W. Wang, and Z. Zhang, “A sparse robust model for large scale multi-class classification based on k-svcr,” *Pattern Recognition Letters*, vol. 117, pp. 16–23, 2019.
- [27] J. R. Magnus and H. Neudecker, “The elimination matrix: Some lemmas and applications,” *SIAM Journal on Algebraic Discrete Methods*, vol. 1, no. 4, pp. 422–449, 1980.
- [28] Z. Lu and Y. Zhang, “Sparse approximation via penalty decomposition methods,” *SIAM Journal on Optimization*, vol. 23, no. 4, pp. 2448–2478, 2013.
- [29] A. Ruszczyński, *Nonlinear optimization*. Princeton university press, 2011.