

Theoretical results for Perfect Location signed Roman domination problem

Bojan Nikolić^{1*}, Milana Grbić^{1†} and Dragan Matic^{1†}

^{1*}Faculty of Natural Sciences and Mathematics, University of Banja Luka, Mladena Stojanovića 2, Banja Luka, 78000, Bosnia and Herzegovina.

*Corresponding author(s). E-mail(s): bojan.nikolic@pmf.unibl.org;
Contributing authors: milana.grbic@pmf.unibl.org;
dragan.matic@pmf.unibl.org;

†These authors contributed equally to this work.

Abstract

The study of Roman domination has evolved to encompass a variety of challenging extensions, each contributing to the broader understanding of domination problems in graph theory. This paper explores the Perfect Location Signed Roman Domination (PLSRD) problem, a novel combination of the Perfect Roman, Locating Roman, and Signed Roman Domination paradigms. In PLSRD, each weak vertex, assigned the label -1, must be protected by exactly one strong vertex, with additional limitation that two weak vertices cannot share the same strong vertex, while the total sum of labels in the closed neighborhood of each vertex must remain positive.

This paper provides exact values for the PLSRD number in several well-known graph classes, including complete graphs, complete bipartite graphs, wheels, paths, cycles, ladders, prism graphs, and $3 \times n$ grids. Additionally, we establish a lower bound for a general 3 regular graph, as well as the upper bounds for flower snarks graphs, highlighting the intricate interplay between the PLSRD constraints and the structural properties of these graph families.

Keywords: Roman domination, Perfect domination, Perfect locating signed Roman domination, Discharging procedure

MSC Classification: 05C69 , 05C90 , 68R05

1 Introduction

In contemporary graph theory, domination problems play a crucial role in understanding and optimizing network structures. One significant aspect of this field is the Roman domination problem (RDP), which was inspired by the military strategies employed during ancient Rome when Emperor Constantine the Great developed military tactics for defending Roman provinces. The basic Roman domination problem involves labeling each vertex with values 0, 1, or 2, ensuring that every “weak” vertex, i.e. vertex labeled with 0, has a neighboring vertex labeled with 2, all while minimizing the total sum of the labels. Since the early works concerning Roman domination [1–3], dozens of variations of this problem have emerged in the literature. Of particular interest in this paper are three variants of the basic problem. The signed Roman domination [4] focuses on the labeling of vertices with -1, 1, or 2, with the constraints that each “weak” vertex, which is in this case a vertex labeled with -1 must have a corresponding “strong” neighbor labeled with 2, and the sum of labels in the closed neighborhood of each vertex must be positive. The perfect variant of RDP, called Perfect Roman domination [5, 6], imposes an additional constraint that every “weak” vertex must have exactly one “strong” neighboring vertex. Lastly, an additional condition considered in the problem addressed in this paper is the so-called locating property [7, 8], which, in the context of protecting vertices, requires that two distinct weak vertices cannot share the same set of strong neighbors.

While this approach has yet to be tested in practical applications, the perfect locating signed Roman domination problem offers promising avenues for resource allocation and strategic placement in various fields. For instance, in emergency management, this model could optimize the placement of rescue teams or medical units in urban areas. By treating weak vertices as regions that require coverage and strong vertices as the locations of emergency responders, this method would ensure that each vulnerable area is serviced by exactly one responder, minimizing response time and maximizing efficiency. Additionally, in sensor networks, this framework could be employed to position sensors in a way that each monitored zone is supported by a dedicated sensor while preventing overlap in coverage. Since each weak vertex is associated with a unique strong vertex, this configuration suggests that a graph can effectively defend itself against a simultaneous attack on all vertices, ensuring that every weak vertex is adequately protected.

1.1 Basic notation

In this paper, we assume that all graphs are finite and contain neither loops nor parallel edges. Let $G = (V, E)$ represent a graph, where V is set of vertices and E is set of edges. By $N(v) = \{u \in V \mid vu \in E\}$ we denote the open neighborhood of the vertex v . The closed neighborhood is denoted by $N[v] = N(v) \cup \{v\}$. The smallest degree of any vertex in the graph is denoted by $\delta(G)$. Let T be a tree. A *leaf* vertex of a tree T is a vertex that has a degree of 1, meaning it is connected to exactly one other vertex from T . A *support* vertex is a vertex in a tree that is adjacent to one or more leaf vertices.

1.2 Literature review

The *Perfect Locating Signed Roman Domination Problem (PLSRDP)* is introduced in [9] as a problem that addresses multiple aspects of vertex protection. As already mentioned, it integrates the concepts of perfect, locating, and signed Roman domination. In the following paragraphs, we will provide an overview of the relevant literature pertaining to these three problems.

The perfect domination set of a graph $G = (V, E)$ is a subset S of V such that every vertex in V is either in S or is adjacent to exactly one vertex in S [10]. In the field of Roman domination problems, the concept of perfect domination ensures that each “weak” vertex has exactly one “strong” protector. The perfect Roman domination problem (PRDP) was formally introduced in [5], where the authors showed that the upper bound for the perfect Roman domination number (PRDN) for a tree with n vertices does not exceed $\frac{4n}{5}$. This result was further improved in [11], by proving that for every tree T with n vertices, with l leaves and s support vertices, PRDN is less or equal to $\frac{4n}{5} - \frac{s}{n}$. PRDP is proven to be NP-complete for chordal, planar, and bipartite graphs [6]. In recent years, the problem of determining PRDN for different classes of graphs has been extensively studied in the literature. The authors in [12] showed that PRDN of the Cartesian product of a path and a path, a path and a cycle, and a cycle and a cycle does not exceed two-thirds of the total number of vertices. Additionally, the problem has been investigated for regular graphs [13], where upper bounds have been established for cubic graphs and k -regular graphs with $k \geq 4$.

The locating problem was first introduced in [8]. Consider a dominating set S in a graph G . For each vertex $u \in V \setminus S$, let $S(u)$ represent the set of vertices in S that are adjacent to u . The set S is referred to as a locating dominating set (LD-set) if, for any two distinct vertices u and w in $V \setminus S$, it holds that $S(u) \neq S(w)$. The smallest possible size of an LD-set in G is called the location domination number of G . Building on the concept of locating domination, the authors in [14] extended the idea to Roman dominating functions by introducing an additional condition. They considered Roman dominating functions $f = (V_0, V_1, V_2)$ with the requirement that for each vertex $x \in V_0$, the set $N(x) \cap V_2$ must be unique. In other words, any two distinct vertices $x, y \in V_0$ are distinguished by the existence of a vertex $v \in V_2$ such that $|N(v) \cap \{x, y\}| = 1$. Such a function is called a locating Roman dominating function (LRDF) if $N(u) \cap V_2 \neq N(v) \cap V_2$ for any two distinct vertices $u, v \in V_0$. The minimum weight of an LRDF in a graph G is referred to as the locating Roman domination number (LRDN). In simpler terms, for any two “weak” vertices, their sets of guardians must be different. In [15], the authors investigate LRDN in trees, deriving bounds in terms of the tree’s order, number of leaves, and support vertices, and characterizing trees that achieve equality for these bounds. In [16], the authors integrated the concepts of total domination and locating domination, deriving bounds for the locating-total domination number specifically for grid graphs. Combining the conditions related to perfect Roman domination and locating Roman domination ensures that the sets of guards for two “weak” vertices are distinct and singleton. In other words, each “weak” vertex has its unique “strong” guard, and each “strong” guard protects at most one “weak” vertex.

In [4], the concept of signed Roman domination in graphs is introduced. Recall that a signed Roman dominating function (SRDF) assigns a value from $\{-1, 1, 2\}$ to each vertex of a graph, ensuring that the sum of values in the closed neighborhood of each vertex is at least one and that every vertex assigned -1 is adjacent to at least one vertex assigned 2 . The goal is to minimize the total weight of such a function across all vertices, which defines the signed Roman domination number (SRDN) of the graph. The same paper establishes upper bounds for SRDN for general graphs and for bipartite graphs, and characterizes the graphs that achieve equality in these bounds. It is also known that determining SRDN is an NP-complete problem, even when the problem is restricted to bipartite and planar graphs [17]. This problem has been extensively studied in recent years, and numerous results have been obtained regarding the SRDN for various types of graphs. Specifically, the signed Roman domination number has been determined for the following graph classes: stars, complete graphs, complete bipartite graphs $K_{p,p}$, cycles, and paths [18], complete bipartite graphs and wheels [19], the join of cycles, wheels, fans, and friendship graphs [20], the spider and double star graphs [21], convex polytopes [22], and digraphs [23].

By combining the previously introduced problems of perfect, locating, and signed Roman domination, the concept of perfect locating signed Roman domination (PLSRD) arises. This problem can be seen as a natural extension in which each of the earlier concepts contributes to the formulation of the new problem. Specifically, perfect domination ensures that every vertex is uniquely dominated, meaning that each “weak” vertex is adjacent to exactly one “strong” vertex. Locating domination guarantees that each vertex can be uniquely identified by the set of its adjacent strong vertices. In the context of signed Roman domination, a specific assignment of values from the set $\{-1, 1, 2\}$ is made to the vertices, with the additional requirement that each weak vertex has exactly one strong guard and that the sum of the values in the closed neighborhood of each vertex must be at least one. The PLSRD problem combines all of these conditions, ensuring that each weak vertex has a unique guardian and that the guardians’ sets are distinguishable. This leads to a situation where every weak vertex is uniquely dominated, every guardian has exactly one weak vertex to protect, and the signed Roman domination conditions are met with the additional constraints of perfect and locating domination.

To the best of our knowledge this problem was investigated only in [9], where the upper and lower bounds of the PLSRD function for trees are presented. Additionally, for grid graph $G = (V, E)$, it is shown that $\gamma_{PLSR}(G) \leq \frac{3}{4}|V|$. However, upon reviewing Theorem 2.3 from the same paper, we would like to highlight a potential clarification. The theorem asserts: “If T is a tree of order $n \geq 3$, then $\gamma_{LSR}^P(T) \leq \frac{3}{4}n$, where T is not a star of order $n \geq 5$.” After careful examination, it seems that the required conditions of the theorem must be stronger. More precisely, the claim might hold if the tree T does not contain subtrees that are stars of order at least 5. In the current formulation, the authors appear to exclude only trees that are stars of order $n \geq 5$, which is not sufficient for the claim.

2 Problem definition

In this section we formally define the perfect locating signed Roman dominating function and the perfect locating signed Roman domination number.

Definition 1. A perfect locating signed Roman dominating (PLSRD) function on a graph $G = (V, E)$ is defined as a function $f : V \rightarrow \{-1, 1, 2\}$ that adheres to the following three conditions:

- C1: Each vertex v for which $f(v) = -1$ must be adjacent to exactly one vertex u where $f(u) = 2$.
- C2: Distinct vertices v and w with $f(v) = f(w) = -1$ cannot have a common neighbor u that satisfies $f(u) = 2$.
- C3: For every vertex v , the total of the function value at v and the values at its neighboring vertices must be positive, i.e. $\sum_{u \in N[v]} f(u) \geq 1$.

The weight of a PLSRD function f of the graph $G = (V, E)$ is calculated as the sum of its values across all vertices. If we denote the set of vertices labeled with i as V_i , $i \in \{-1, 1, 2\}$, then this can be expressed as $f(V) = |V_1| + 2|V_2| - |V_{-1}|$. Typically, the function f can also be identified as a triple (V_{-1}, V_1, V_2) .

Definition 2. The perfect locating signed Roman domination number (PLSRDN) of G , denoted by $\gamma_{plsR}(G)$, is the minimum weight of all PLSRD functions of G .

3 Main theoretical results

In this section, we present the primary theoretical contributions of the paper. We begin with two observations.

Observation 1. Let $G = (V, E)$ be a graph and $f = (V_{-1}, V_1, V_2)$ be a PLSRD function, then $|V_{-1}| \leq |V_2|$.

Observation 2. Let $G = (V, E)$ be a graph with n vertices and $f = (V_{-1}, V_1, V_2)$ be a PLSRD function where $|V_{-1}| = l$. Then $f(V) \geq n - l$, while the equality holds when $|V_{-1}| = |V_2|$.

Proof. Let $|V_{-1}| = l$. From Observation 1, at least l vertices are labeled with 2, while the rest of at most $(n - 2l)$ vertices are labeled with at least 1. So

$$f(V) \geq -l + 2l + (n - 2l) = l + (n - 2l) = n - l.$$

Obviously, the equality holds if $|V_{-1}| = |V_2|$. □

Proposition 1. If K_n is a complete graph with n vertices, $n \geq 2$, then

$$\gamma_{plsR}(K_n) = n - 1$$

Proof. Let us denote the vertices with v_1, v_2, \dots, v_n .

Upper bound. Let us define the PLSRD function f with $V_{-1} = \{v_1\}$, $V_2 = \{v_2\}$, $V_1 = V \setminus (V_{-1} \cup V_2)$. Obviously, $f(V) = -1 + 2 + n - 2 = n - 1$.

Lower bound. Let f be an arbitrary PLSRD function. Suppose that $|V_{-1}| > 1$ and WLOG let $v_1, v_2 \in V_{-1}$. Since the graph is complete, both vertices are protected with the same vertex labeled with 2, which is a contradiction with condition (C2)

from problem definition. Therefore, $|V_{-1}| \leq 1$ and from Observation 2, we have that $f(V) \geq n - 1$, which concludes the proof. \square

Proposition 2. *Let $K_{n,p}$ be a complete bipartite graph, $2 \leq p \leq n$. Then*

$$\gamma_{plsR}(K_{p,n}) = p + n - 2$$

Proof. Let the set V of vertices of $K_{n,p}$ be partitioned in sets X and Y and let $X = \{u_1, \dots, u_p\}$ and $Y = \{v_1, \dots, v_n\}$.

Upper bound.

We define $V_{-1} = \{u_1, v_1\}$, $V_2 = \{u_2, v_2\}$ and $V_1 = V \setminus (V_{-1} \cup V_2)$. Obviously, f is a PLSRD function with two vertices labeled -1, so $f(V) = p + n - 2$.

Therefore, $\gamma_{plsR}(K_{n,p}) \leq p + n - 2$.

Lower bound.

Let f be an arbitrary PLSRD function. Suppose that $|V_{-1}| > 2$, i.e. there are at least three vertices labeled with -1. In that case, at least two such vertices u, v belong to the same partition set. WLOG suppose that both $u, v \in X$. Since $f(u) = -1$, there is a vertex $w \in Y$ labelled with 2, which is adjacent with u . However, w is also adjacent with v , which is a contradiction with condition (C2) from Definition 1. Therefore, $|V_{-1}| \leq 2$ and because of Observation 2, $f(V) \geq p + n - |V_{-1}| \geq p + n - 2$.

Therefore, $\gamma_{plsR}(K_{n,p}) \geq p + n - 2$, which concludes the proof. \square

For the sake of completeness, we mention the result for star graphs from [9].

Proposition 3. [9] *Let S_n be a star graph with $n + 1$ vertices, where a single central vertex is adjacent to all other n vertices, and those vertices are not adjacent to each other. Then*

$$\gamma_{plsR}(S_n) = n$$

Proposition 4. *Let W_n , $n \geq 4$ be a wheel graph with $n + 1$ vertices, where one central vertex is adjacent to all vertices of an n -cycle. Then*

$$\gamma_{plsR}(W_n) = \begin{cases} \lceil \frac{n}{2} \rceil + 1, & \text{if } n \equiv 0 \pmod{4}, \\ \lceil \frac{n+1}{2} \rceil + 1, & \text{otherwise} \end{cases}$$

Proof. Let v be the central vertex and let c_1, c_2, \dots, c_n be the vertices in the cycle.

Upper bound.

Let $n = 4k + r$, where $r \in \{0, 1, 2, 3\}$. For any such value of r , we define the function $f : V \rightarrow \{-1, 1, 2\}$ as follows.

$$f(v) = 1,$$

$$f(c_{4i+2}) = f(c_{4i+3}) = -1, \quad i \in \{0, \dots, k-1\},$$

$$f(c_{4i+1}) = f(c_{4i+4}) = 2, \quad i \in \{0, \dots, k-1\}.$$

In other words, the first $4k$ vertices of the cycle are split into k blocks of 4 consecutive vertices, assigned with 2, -1, -1, 2, respectively. The central vertex is assigned with 1.

For cases $n = 4k + r$, where $r > 0$ we assign the rest of vertices as follows:

Case $r = 1$: $f(c_{4k+1}) = 1$

Case $r = 2$: $f(c_{4k+1}) = f(c_{4k+2}) = 1$

Case $r = 3$: $f(c_{4k+1}) = 2, f(c_{4k+2}) = -1, f(c_{4k+3}) = 1.$

Regardless the value of r , it can easily be checked that such defined function f is a PLSRD function. In each case, it holds that $|V_{-1}| = |V_2|$ and we get:

Case $r = 0$: $f(V) = 2k + 1 = \lceil \frac{n}{2} \rceil + 1;$

Case $r = 1$: $f(V) = (2k + 1) + 1 = 2k + 2 = \lceil \frac{n+1}{2} \rceil + 1;$

Case $r = 2$: $f(V) = (2k + 1) + 1 + 1 = 2k + 3 = \lceil \frac{n+1}{2} \rceil + 1$

Case $r = 3$: $f(V) = (2k + 1) + 2 + 1 - 1 = 2k + 3 = \lceil \frac{n+1}{2} \rceil + 1$

which concludes the proof for the upper bound.

Lower bound.

Let f be an arbitrary PLSRD function. First, we analyze the case $f(v) \neq 1$. Suppose that $f(v) = -1$. Then there is a vertex c from the cycle, such that $f(c) = 2$. Suppose that there is a vertex c' from the cycle, such that $f(c') = -1$. Since f is a PLSRD function, one of its neighbor vertices is assigned with 2. However, that vertex is also adjacent to v , which implies that v has two different neighbors assigned with 2, which is a contradiction with condition (C2) from Definition 1. Suppose now that $f(v) = 2$. In that case, only one vertex from the cycle can be assigned with -1. In both cases we get that $|V_{-1}| \leq 1$, implying that $f(V) \geq n$. Since n is strictly greater than the previously proven upper bound, we conclude that the weight of the function f also exceeds this bound, for $f(v) \neq 1$.

Therefore, we can now suppose that $f(v) = 1$.

It should be noted that situations where there are three consecutive vertices in the cycle assigned the value -1, or where two vertices assigned the value -1 share a common neighbor in the cycle, are not possible. Therefore, among any four consecutive vertices in the cycle, at most two can be assigned the value -1.

Let $n = 4k + r$, where $r \in \{0, 1, 2, 3\}$.

Case 1. $n = 4k$. Then $|V_{-1}| \leq 2k = \frac{n}{2}$. From Observation 2, $f(V) \geq n + 1 - \frac{n}{2} = \frac{n}{2} + 1 = \lceil \frac{n}{2} \rceil + 1$.

Case 2. $n = 4k + 1$. Suppose that $|V_{-1}| \geq 2k + 1$. Since each vertex assigned with -1 has to have the unique adjacent vertex assigned with 2, we have $|V_2| \geq 2k + 1$. Now, we have $|V| = |V_{-1}| + |V_1| + |V_2| \geq 2k + 1 + 1 + 2k + 1 = 4k + 3 > 4k + 2 = n + 1 = |V|$, which is a clear contradiction. Therefore, $|V_{-1}| \leq 2k$ and from Observation 2, $f(V) \geq n + 1 - \frac{n-1}{2} = \frac{n+1}{2} + 1 = \lceil \frac{n+1}{2} \rceil + 1$.

Case 3. $n = 4k + 2$. Suppose that $|V_{-1}| \geq 2k + 1$. This implies that $|V_2| \geq 2k + 1$, i.e. $|V_{-1}| = |V_2| = 2k + 1$. From this and the fact that f is a PLSRD function, one can easily conclude that the cycle vertices of the wheel are divided into $2k + 1$ pairs of vertices assigned with -1 and 2, forming the array with the assigned values $-1 \ 2 \ 2 \ -1 \ -1 \ 2 \ \dots$. However, since the number of pairs are odd, the last vertex in this array is assigned with 2. Since the vertices forms the cycle, that vertex is adjacent with the first vertex which is assigned with -1. This leads to a contradiction, because the first vertex of the array (assigned with -1) has two neighbor vertices assigned with 2. Therefore, $|V_{-1}| \leq 2k$ and from Observation 2, $f(V) \geq n + 1 - \frac{n-2}{2} = \frac{n+2}{2} + 1 = \lceil \frac{n+1}{2} \rceil + 1$.

Case 4. $n = 4k + 3$. Similarly as in Case 2, suppose that $|V_{-1}| \geq 2k + 2$. This implies that $|V_2| \geq 2k + 2$ and $|V| = |V_{-1}| + |V_1| + |V_2| \geq 2k + 2 + 1 + 2k + 2 = 4k + 5 >$

$4k + 4 = n + 1 = |V|$, which is a contradiction. Therefore, $|V_{-1}| \leq 2k + 1$ and from Observation 2, $f(V) \geq n + 1 - \frac{n-1}{2} = \frac{n+1}{2} + 1 = \lceil \frac{n+1}{2} \rceil + 1$. \square

In the following two propositions, we establish a connection between the PLSRD problem and the maximum 2-packing problem. The *maximum 2-packing problem* involves finding the largest set of vertices in a graph such that there are no two vertices in this set that are within a distance of 2 from each other. In other words, a set S is a 2-packing set if for any two different vertices v and u from S , there are no path between v and u within the graph that is of length 2 or less. The cardinality of a largest 2-packing set of G is the 2 - packing number.

Proposition 5. *Let $G = (V, E)$ be such graph that $\delta(G) \geq 2$, then $\gamma_{plsR}(G) \leq n - |S|$, where S is maximum 2-packing set of graph G .*

Proof. Let S be a maximum 2-packing set of graph G . We define PLSRD function $f = (V_{-1}, V_1, V_2)$ as follows. Let $V_{-1} = S$. Since $\delta(G) \geq 2$, the graph does not have isolated vertices. For each vertex $v \in V_{-1}$, we choose exactly one vertex $u_v \in N(v)$. The set of all such chosen vertices u_v forms the set V_2 , defined as $V_2 = \{u_v : v \in V_{-1}\}$. Finally, we define $V_1 = V \setminus (V_{-1} \cup V_2)$.

To verify that the function f is a PLSRD function, we proceed as follows:

Let $v \in V_{-1}$. From the definition of the set V_2 , v has exactly one neighbor u_v labeled with 2, thus satisfying condition (C1) from Definition 1 is satisfied. Suppose that u_v has another adjacent vertex $v_1 \in V_{-1}$. This would imply that v and v_1 share a common neighbor, contradicting the fact that S is the 2-packing set. Therefore, condition (C2) from Definition 1 is also satisfied.

Condition (C3) from Definition 1 is evidently satisfied as well. Specifically, from the definition of the set V_{-1} , each vertex $v \in V_{-1}$ has no adjacent vertices in V_{-1} and exactly one adjacent vertex in V_2 . Thus, we have, $f(v) + \sum_{u \in N(v)} f(u) \geq -1 + 2 = 1$. Similarly, each vertex $v \in V_2$, the expression $f(v) + \sum_{u \in N(v)} f(u) \geq 2 + (-1) = 1$ holds. Finally, consider any vertex $v \in V_1$. Since $V_{-1} = S$, v can have at most one adjacent vertex from V_{-1} . Given that $\delta(G) \geq 2$, v has at least two neighbors. Consequently, $f(v) + \sum_{u \in N(v)} f(u) \geq 1 + (-1) + 1 = 1$.

From the definition of the function f it is evident that the number of vertices labeled -1 and 2 is equal. Therefore, from Observation 2, we have $f(V) = |V| - |S|$, which implies the statement of the proposition. \square

The following proposition connects the PLSRD number and maximum 2-packing number in trees.

Proposition 6. *Let T be a tree with n vertices, then $\gamma_{plsR}(T) \leq n - |S|$, where S is maximum 2-packing set of tree T .*

Proof. Let S be a maximum 2-packing set of the tree T . We construct the function f as follows. For each $v \in S$ we establish the following three rules:

- i. v is a leaf vertex. Then, $f(v) = -1$ and $f(s) = 2$, where s is its support vertex.
- ii. v is a support vertex. Then it has at least one leaf vertex u . We assign $f(v) = 2$ and $f(u) = -1$. All other neighbors of v are assigned the value 1.

In the following theorem, we propose a lower bound for the PLSRDN of an arbitrary 3-regular graph. To facilitate the proof, we first state and prove a useful observation.
Observation 3. *Let G be a 3-regular graph and let $f = (V_{-1}, V_1, V_2)$ be a PLSRD function. Then the inequality $2|V_1| \geq |V_{-1}|$ holds.*

Proof. Every vertex labeled -1 must have at least one neighbor labeled 1 , while no vertex labeled 1 can have more than two neighbors labeled -1 . It follows that the number of vertices in V_{-1} cannot exceed twice the number of vertices in V_1 . \square

Theorem 1. *Let G be a 3-regular graph with n vertices. Then the inequality*

$$\gamma_{plsr}(G) \geq \left\lceil \frac{3}{5}n \right\rceil$$

holds.

Proof. Let $f = (V_{-1}, V_1, V_2)$ be an arbitrary PLSRD function and let $|V_{-1}| = l$. Then we have $|V_2| \geq l$ and $|V_1| \leq n - 2l$.

From Observation 3 it follows that $2|V_1| \geq |V_{-1}|$, which implies $n - 2l \geq |V_1| \geq \frac{1}{2}l$, or equivalently $l \leq \frac{2}{5}n$. Using Observation 2, we deduce

$$f(V) \geq n - l \geq n - \frac{2}{5}n = \frac{3}{5}n.$$

Since PLSRDN must be an integer, we conclude that

$$\gamma_{plsr}(G) \geq \left\lceil \frac{3}{5}n \right\rceil.$$

\square

The following theorem proposes the exact value of PLSRDN for paths and cycles.

Theorem 2. *Let P_n be a path of the length n and let C_n be a cycle of the length n , $n \geq 3$. Then*

$$\gamma_{plsR}(P_n) = \left\lfloor \frac{2n}{3} \right\rfloor \quad \text{and} \quad \gamma_{plsR}(C_n) = \left\lceil \frac{2n}{3} \right\rceil.$$

Proof. Upper bound. Observe that the path P_3 can be labeled with $-1 \ 2 \ 1$. It is easy to see that, by joining $k \geq 1$ such paths, the valid solution for the path P_{3k} can be obtained and that total weight of such solution equals $2k$. Let us construct the proper PLSRD functions f and g for a path P_n and a cycle C_n , respectively.

Case 1. $n = 3k$. Both functions f and g are constructed in the same way, by joining k blocks labeled with $-1 \ 2 \ 1$, as described above. It holds that $f(V(P_n)) = g(V(C_n)) = 2k = \frac{2n}{3} = \lfloor \frac{2n}{3} \rfloor = \lceil \frac{2n}{3} \rceil$.

Case 2. $n = 3k + 1$. In this case, the functions f and g are constructed by joining $(k - 1)$ blocks $-1 \ 2 \ 1$. For the function f , the remaining four vertices are labeled with the pattern $-1 \ 2 \ 2 \ -1$. For the function g , the remaining four vertices are labeled with the pattern $-1 \ 2 \ 1 \ 1$.

Then, $f(V(P_n)) = 2(k - 1) + 2 = \frac{2n-2}{3} = \lfloor \frac{2n}{3} \rfloor$ and $g(V(C_n)) = 2(k - 1) + 3 = \frac{2n+1}{3} = \lceil \frac{2n}{3} \rceil$.

Case 3. $n = 3k + 2$. The functions f and g are constructed by joining k blocks $-1 \ 2 \ 1$, and labeling the rest of 2 vertices with patterns $2 \ -1$ and $1 \ 1$, respectively. Then $f(V(P_n)) = 2k + 1 = \frac{2n-1}{3} = \lfloor \frac{2n}{3} \rfloor$ and $g(V(C_n)) = 2k + 2 = \frac{2n+2}{3} = \lceil \frac{2n}{3} \rceil$.

Lower bound

Let f be an arbitrary PLSRD function for the path P_n and let $n = 3k + r$, where $r \in \{0, 1, 2\}$.

Any path of the length n can be divided into k blocks of length 3, plus the remaining r vertices. We claim that each of the k blocks can contain at most one vertex labeled with -1 . Indeed, if a block of three vertices, say $u - v - w$, contains two vertices labeled with -1 , then $\sum_{u \in N[v]} f(u) \leq 0$ holds, which is not allowed by condition (C3) from Definition 1.

Case 1. $n = 3k$. Then $|V_{-1}| \leq k = \frac{n}{3}$. From Observation 2, $f(V) \geq n - \frac{n}{3} = \frac{2n}{3} = \lfloor \frac{2n}{3} \rfloor$.

Case 2. $n = 3k + 1$. Then $|V_{-1}| \leq k + 1 = \frac{n+2}{3}$. From Observation 2, $f(V) \geq n - \frac{n+2}{3} = \frac{2n-2}{3} = \lfloor \frac{2n}{3} \rfloor$.

Case 3. $n = 3k + 2$. Then $|V_{-1}| \leq k + 1 = \frac{n+1}{3}$. From Observation 2, $f(V) \geq n - \frac{n+1}{3} = \frac{2n-1}{3} = \lfloor \frac{2n}{3} \rfloor$.

Let now g be an arbitrary PLSRD function for the cycle C_n . It can be observed that each vertex $v \in V_{-1}$ generates a subpath of a form $u - v - w$, where $u \in V_1$ and $w \in V_2$, such that $N(u) \cap V_{-1} = \{v\}$ and $N(w) \cap V_{-1} = \{v\}$. This means that the observed subpaths, generated by different vertices from V_{-1} , are disjoint. Let $n = 3k + r$, $r \in \{0, 1, 2\}$. Suppose that $|V_{-1}| \geq k + 1$. Then the total number of vertices in the cycle is at least $3(k + 1)$, i.e. $|V(C_n)| \geq 3(k + 1) > n$, which is a contradiction. Therefore $|V_{-1}| \leq k$ and from Observation 2, $g(V(C_n)) \geq n - k = 2k + r = \lceil \frac{2n}{3} \rceil$. \square

Let L_n be a ladder graph with $V(L_n) = \{a_1, a_2, \dots, a_n, b_1, b_2, \dots, b_n\}$ and $E(L_n) = \{a_1a_2, \dots, a_{n-1}a_n, b_1b_2, \dots, b_{n-1}b_n, a_1b_1, \dots, a_nb_n\}$. The ladder graph is formed as the Cartesian product of path graphs P_n and P_2 .

Theorem 3. *For a ladder graph L_n , it holds*

$$\gamma_{plsR}(L_n) = \left\lceil \frac{6n}{5} \right\rceil$$

Proof. Upper bound

Let us consider the following two labelings of the graph L_5 .

$$X : \begin{array}{ccccc} -1 & 1 & -1 & 2 & 2 \\ 2 & 2 & -1 & 1 & -1 \end{array} \quad \text{and} \quad Y : \begin{array}{ccccc} 2 & 2 & -1 & 1 & -1 \\ -1 & 1 & -1 & 2 & 2 \end{array}$$

It can be noticed that both labelings satisfies the conditions of a PLSRD function of graph L_5 , with the total weight equals 6. We will use the alternating join of the blocks of X and Y to construct a proper labeling of ladders L_n with $n > 5$.

By adding block Y to the right of block X , a valid PLSRD function for the ladder graph of dimension 2×10 is obtained.

$$X|Y : \begin{array}{cccc|cccc} -1 & 1 & -1 & 2 & 2 & 2 & 2 & -1 & 1 & -1 \\ 2 & 2 & -1 & 1 & -1 & -1 & 1 & -1 & 2 & 2 \end{array}$$

The only vertices that need to be checked are the vertices of the last column of block X and the first column of block Y , which can be easily verified.

Similarly, the same holds if the block X is added right to the block Y .

- Case 1. Let $n \equiv 0 \pmod{5}$, i.e. $n = 5k$

For even k , we define the function f by the labeling obtained by joining of $\frac{k}{2}$ blocks XY . From the consideration above, such labeling yields to the proper $PLSRD$ function, with the value equals to $6k$.

For odd k , the proper labeling is obtained by joining of $\frac{k-1}{2}$ blocks YX , with the additional block Y at the end. This labeling also yields to the proper $PLSRD$ function, with the same value $6k$.

For both cases we get $f(V(L_n)) = 6k = \lceil \frac{6n}{5} \rceil$.

Notice that regardless of the parity of k , the labeling ends with block Y , i.e.

$$\dots X|Y|X|Y\dots X|Y : \begin{array}{cccc|cccc} \dots & -1 & 1 & -1 & 2 & 2 & | & 2 & 2 & -1 & 1 & -1 \\ \dots & & 2 & 2 & -1 & 1 & -1 & | & -1 & 1 & -1 & 2 & 2 \end{array}$$

We will also use this construction of the function f for the rest of the cases, by adding the proper number of additional columns, as follows.

- Case 2. Let $n \equiv 1 \pmod{5}$, i.e. $n = 5k + 1$.

We construct the function f by joining the column $\begin{array}{c} 1 \\ 1 \end{array}$ to the solution for the ladder L_{5k} .

We get $f(V(L_n)) = 6k + 2 = \lceil \frac{6n}{5} \rceil$.

- Case 3. Let $n \equiv 2 \pmod{5}$, i.e. $n = 5k + 2$.

To the solution for the ladder L_{5k} the block $\begin{array}{cc} 1 & 2 \\ 1 & -1 \end{array}$ is added and

$f(V(L_n)) = 6k + 3 = \lceil \frac{6n}{5} \rceil$.

- Case 4. Let $n \equiv 3 \pmod{5}$, i.e. $n = 5k + 3$.

To the solution for the ladder L_{5k} the block $\begin{array}{ccc} 1 & -1 & 2 \\ 2 & -1 & 1 \end{array}$ is added and

$f(V(L_n)) = 6k + 4 = \lceil \frac{6n}{5} \rceil$.

- Case 5. Let $n \equiv 4 \pmod{5}$, i.e. $n = 5k + 4$.

To the solution for the ladder L_{5k} the block $\begin{array}{cccc} 1 & -1 & 2 & 2 \\ 2 & -1 & 1 & -1 \end{array}$ is added and

$f(V(L_n)) = 6k + 5 = \lceil \frac{6n}{5} \rceil$.

In all cases 2–5, the valid $PLSRD$ function is obtained, which can be easily checked.

Lower bound

Let $f : V(L_n) \rightarrow \{-1, 1, 2\}$ be an arbitrary $PLSRD$ function on the ladder graph L_n .

To prove inequality $f(V(L_n)) \geq \lceil \frac{6n}{5} \rceil$, we employ a discharging method, the well known combinatorial technique originally introduced in the context of graph coloring problems [24, 25]. This method has also been adapted in numerous studies on domination problems and weight distributions in graphs (see, for example, [26] and references therein). For the purpose of this theorem, we design a specific column-based discharging procedure (CBDP) on the labeling of the ladder graph L_n with respect to the

function f . The procedure ensures that, after redistribution, the total weight of each column in the graph is at least $\frac{6}{5}$. To ensure clarity and effectiveness, the procedure is designed to meet the following conditions:

(CBDP₁) Every column of the ladder graph L_n with a total weight ≤ 1 must be charged by its neighboring column(s) in order to ensure that the total weight of this column becomes equal to $\frac{6}{5}$.

(CBDP₂) Every column of the ladder graph L_n with a total weight ≥ 2 can transfer some of its weight to the neighboring column(s), but the remaining weight of this column must be greater than or equal to $\frac{6}{5}$.

Now, we describe a column-based discharging procedure satisfying the conditions (CBDP₁) i (CBDP₂):

- A column with a total weight of -2 must receive $\frac{16}{5}$ of charge from its neighboring column(s).
- A column with a total weight of 0 must receive $\frac{6}{5}$ of charge from its neighboring column(s).
- A column with a total weight of 1 must receive $\frac{1}{5}$ of charge from its neighboring column(s).
- A column with a total weight of 2 can transfer no more than $\frac{4}{5}$ of its charge in total to the neighboring columns.
- A column with a total weight of 3 can transfer no more than $\frac{9}{5}$ of its charge in total to the neighboring columns.
- A column with a total weight of 4 can transfer no more than $\frac{14}{5}$ of its charge in total to the neighboring columns.

Since every column with weight ≤ 1 must be charged exclusively by importing weight from its adjacent column(s), we define CBDP locally for each column that requires additional charge. This localization involves redistributing weights among the neighboring column(s) of the observed column, and begins with the immediate neighbors and progressively extending to their neighbors, along with their weight redistribution. The process continues until a column is reached on both sides of the starting column that holds sufficient weight to potentially transfer it and, if necessary, fully charge the next column in the sequence. This approach guarantees that, beyond this stage, the described CBDP no longer require keeping track of borrowed weights, thereby allowing it to be reset for the remaining portion of the graph.

Although the structure of a ladder graph is relatively simple, the charge redistribution process across columns involves various cases, each addressing different configurations and behaviors of the columns. To maintain clarity and the flow of the main discussion, these cases are detailed in Appendix A. The appendix covers all scenarios where a column in the ladder graph needs to be charged, categorized into boundary columns (type (a)) and interior columns (type (b)). Once all relevant cases for each category have been analyzed, we can conclude that the CBDP procedure leaves a charge of at least $\frac{6}{5}$ on each column. This leads to the conclusion that $f(V(L_n)) \geq \lceil \frac{6n}{5} \rceil$, thereby completing the proof. □

Prism graphs of circular ladder graphs, denoted as Π_n is a graph corresponding to the skeleton of an n -prism. A prism graph with $2n$ vertices is a 3-regular graph, which can be visualized by taking a ladder graph and adding edges that connect corresponding boundary vertices, thus forming a prism-like structure. Additionally, it is well known that a prism graph Π_n is isomorphic to a Generalized Petersen graph of the form $GP(n, 1)$.

The following theorem establishes the exact bound for the PLSRDN of a prism graph.

Theorem 4. *For $n \geq 3$, the PLSRDN of the prism graph Π_n is given by:*

$$\gamma_{plsR}(\Pi_n) = \begin{cases} \lceil \frac{6n}{5} \rceil + 1, & \text{if } n \equiv 4(\pmod{10}) \text{ or } n \equiv 5(\pmod{10}) \\ \lceil \frac{6n}{5} \rceil, & \text{otherwise.} \end{cases}$$

Proof. Upper bound

To define a proper labeling of the prism graph Π_n , we adopt blocks used in the proof of the upper bound of the ladder graph L_n . However, since each column in the prism graph Π_n is adjacent to two other columns, we need to carefully arrange these blocks to ensure they yield a feasible PLSRD function for Π_n . This means resolving potential feasibility problems related to the adjacency of the “first” and “last” columns in the patterns for the ladder graph L_n . Specifically, we will concatenate an appropriate

number of copies of the block $X|Y$:
$$\begin{array}{cccccc|cccc} -1 & 1 & -1 & 2 & 2 & & 2 & 2 & -1 & 1 & -1 \\ & & & & & & & & & & \\ 2 & 2 & -1 & 1 & -1 & & -1 & 1 & -1 & 2 & 2 \end{array},$$

which was introduced earlier in the proof of Theorem 3. Additionally, we append the necessary columns to the right and ensure that, after applying the column-enclosing process, the feasibility of the given labeling remains preserved. More precisely, the labeling that define function $f : V(\Pi_n) \rightarrow \{-1, 1, 2\}$ is constructed as follows:

Case 1. $n \equiv 0(\pmod{10})$;

We concatenate $\frac{n}{10}$ copies of block $X|Y$ to form pattern $\underbrace{X|Y \ X|Y \ \dots \ X|Y}_{\frac{n}{10}}$. By

interconnecting the boundary columns of this pattern, the pattern at the merging point assumes the form
$$\begin{array}{cccc|cccc} \dots & 1 & -1 & & -1 & 1 & \dots & \\ \dots & 2 & 2 & & 2 & 2 & \dots & \end{array}$$
, which can be easily verified as part

of a valid labeling. In this case, $f(V(\Pi_n)) = 12 \cdot \frac{n}{10} = \frac{6n}{5} = \lceil \frac{6n}{5} \rceil$.

Case 2. $n \equiv 1(\pmod{10})$;

Using the block Y_1 :
$$\begin{array}{cccccc} 2 & 2 & -1 & 1 & 1 & -1 \\ -1 & 1 & -1 & 2 & 1 & 2 \end{array}$$
, we form the pattern

$\underbrace{X|Y \ X|Y \ \dots \ X|Y}_{\lfloor \frac{n}{10} \rfloor - 1} X|Y_1$. The merging points are illustrated in the following scheme.

$$X|Y_1|X : \begin{array}{cccccc|cccccc|cccc} \dots & 2 & 2 & & 2 & 2 & -1 & 1 & 1 & -1 & & -1 & 1 & \dots \\ \dots & 1 & -1 & & -1 & 1 & -1 & 2 & 1 & 2 & & 2 & 2 & \dots \end{array}$$

It is straightforward to verify that f is a PLSRD function. Furthermore, $f(V(\Pi_n)) = 12 (\lfloor \frac{n}{10} \rfloor - 1) + 6 + 8 = 12 \lfloor \frac{n}{10} \rfloor + 2 = \lceil \frac{6n}{5} \rceil$.

Case 3. $n \equiv 2(\text{mod}10)$;

Using the block Y_2 : $\begin{array}{cccccc} 2 & 2 & -1 & 1 & 2 & -1 & 1 \\ -1 & 1 & -1 & 2 & 1 & -1 & 2 \end{array}$, we form pattern

$$\underbrace{X|Y \ X|Y \dots X|Y \ X|Y_2}_{\lfloor \frac{n}{10} \rfloor - 1}$$

At the merging points, this pattern assumes the form

$$X | Y_2 | X : \begin{array}{cccc|cccc|cccc} \dots & 2 & 2 & | & 2 & 2 & -1 & 1 & 2 & -1 & 1 & | & -1 & 1 & \dots \\ \dots & 1 & -1 & | & -1 & 1 & -1 & 2 & 1 & -1 & 2 & | & 2 & 2 & \dots \end{array},$$

which can be easily verified as part of a valid labeling. In this case, $f(V(\Pi_n)) = 12(\lfloor \frac{n}{10} \rfloor - 1) + 6 + 9 = 12\lfloor \frac{n}{10} \rfloor + 3 = \lceil \frac{6n}{5} \rceil$.

Case 4. $n \equiv 3(\text{mod}10)$;

For $n = 3$, we use the pattern $\begin{array}{ccc} 1 & -1 & 2 \\ 2 & -1 & 1 \end{array}$. We get $f(V(\Pi_3)) = 4 = \lceil \frac{6 \cdot 3}{5} \rceil$.

For $n > 3$, using the block Y_3 : $\begin{array}{cccccc} 2 & 2 & -1 & 1 & 2 & -1 & 1 & -1 \\ -1 & 1 & -1 & 2 & 1 & -1 & 2 & 2 \end{array}$, we form pattern

$$\underbrace{X|Y \ X|Y \dots X|Y \ X|Y_3}_{\lfloor \frac{n}{10} \rfloor - 1}$$

At the merging point, this pattern takes the following form and we get the proper labeling

$$X | Y_3 | X : \begin{array}{cccc|cccc|cccc|cccc} \dots & 2 & 2 & | & 2 & 2 & -1 & 1 & 2 & -1 & 1 & -1 & | & -1 & 1 & \dots \\ \dots & 1 & -1 & | & -1 & 1 & -1 & 2 & 1 & -1 & 2 & 2 & | & 2 & 2 & \dots \end{array}.$$

$f(V(\Pi_n)) = 12(\lfloor \frac{n}{10} \rfloor - 1) + 6 + 10 = 12\lfloor \frac{n}{10} \rfloor + 4 = \lceil \frac{6n}{5} \rceil$.

Case 5. $n \equiv 4(\text{mod}10)$;

Using the block Y_4 : $\begin{array}{cccc} 1 & -1 & 2 & 1 \\ 2 & -1 & 1 & 1 \end{array}$, we form pattern $\underbrace{X|Y \ X|Y \dots X|Y \ Y_4}_{\lfloor \frac{n}{10} \rfloor}$. At the

merging point, this pattern assumes the form

$$Y | Y_4 | X : \begin{array}{cccc|cccc|cccc} \dots & 1 & -1 & | & 1 & -1 & 2 & 1 & | & -1 & 1 & \dots \\ \dots & 2 & 2 & | & 2 & -1 & 1 & 1 & | & 2 & 2 & \dots \end{array},$$

which can be easily verified as part of a valid labeling. In this case, $f(V(\Pi_n)) = 12\lfloor \frac{n}{10} \rfloor + 6 = \lceil \frac{6n}{5} \rceil + 1$.

Case 6. $n \equiv 5(\text{mod}10)$;

Using the block Y_5 : $\begin{array}{cccc} -1 & 1 & -1 & 2 & 1 \\ 2 & 2 & -1 & 1 & 1 \end{array}$, we form pattern $\underbrace{X|Y \ X|Y \dots X|Y \ Y_5}_{\lfloor \frac{n}{10} \rfloor}$.

At the merging point, this pattern takes the following form

$$Y | Y_5 | X : \begin{array}{cccc|cccc|cccc} \dots & 1 & -1 & | & -1 & 1 & -1 & 2 & 1 & | & -1 & 1 & \dots \\ \dots & 2 & 2 & | & 2 & 2 & -1 & 1 & 1 & | & 2 & 2 & \dots \end{array}$$

In this case, $f(V(\Pi_n)) = 12\lfloor \frac{n}{10} \rfloor + 7 = \lceil \frac{6n}{5} \rceil + 1$.

Case 7. $n \equiv 6(\text{mod}10)$;

Using the column $Y_6 : \begin{matrix} 1 \\ 1 \end{matrix}$, we form pattern $\underbrace{X|Y \ X|Y \dots X|Y \ XY_6}_{\lfloor \frac{n}{10} \rfloor}$. At the merging

point, we get the proper labeling

$$X | Y_6 | X : \begin{array}{cccc|cccc} \dots & 2 & 2 & & 1 & & -1 & 1 & \dots \\ \dots & 1 & -1 & & 1 & & 2 & 2 & \dots \end{array}$$

In this case, $f(V(\Pi_n)) = 12\lfloor \frac{n}{10} \rfloor + 6 + 2 = \lceil \frac{6n}{5} \rceil$.

Case 8. $n \equiv 7(\text{mod}10)$;

Using the block $Y_7 : \begin{matrix} 2 & 1 \\ -1 & 1 \end{matrix}$, we form pattern $\underbrace{X|Y \ X|Y \dots X|Y \ XY_7}_{\lfloor \frac{n}{10} \rfloor}$. At the

merging point, this pattern takes the form

$$X | Y_7 | X : \begin{array}{cccc|cccc} \dots & 2 & 2 & & 2 & 1 & -1 & 1 & \dots \\ \dots & 1 & -1 & & -1 & 1 & 2 & 2 & \dots \end{array}$$

In this case, $f(V(\Pi_n)) = 12\lfloor \frac{n}{10} \rfloor + 6 + 3 = \lceil \frac{6n}{5} \rceil$.

Case 9. $n \equiv 8(\text{mod}10)$;

Using the block $Y_8 : \begin{matrix} 2 & -1 & 1 \\ 1 & -1 & 2 \end{matrix}$, we form pattern $\underbrace{X|Y \ X|Y \dots X|Y \ XY_8}_{\lfloor \frac{n}{10} \rfloor}$. At the

merging point, this pattern assumes the form

$$X | Y_8 | X : \begin{array}{cccc|cccc} \dots & 2 & 2 & & 2 & -1 & 1 & -1 & 1 & \dots \\ \dots & 1 & -1 & & 1 & -1 & 2 & 2 & 2 & \dots \end{array}$$

In this case, $f(V(\Pi_n)) = 12\lfloor \frac{n}{10} \rfloor + 6 + 4 = \lceil \frac{6n}{5} \rceil$.

Case 10. $n \equiv 9(\text{mod}10)$;

Using the block $Y_9 : \begin{matrix} 2 & -1 & 1 & -1 \\ 1 & -1 & 2 & 2 \end{matrix}$, we form the pattern $\underbrace{X|Y \ X|Y \dots X|Y \ XY_9}_{\lfloor \frac{n}{10} \rfloor}$.

At the merging points, this pattern takes the following form:

$$X | Y_9 | X : \begin{array}{cccc|cccc} \dots & 2 & 2 & & 2 & -1 & 1 & -1 & -1 & 1 & \dots \\ \dots & 1 & -1 & & 1 & -1 & 2 & 2 & 2 & 2 & \dots \end{array}$$

In this case, $f(V(\Pi_n)) = 12\lfloor \frac{n}{10} \rfloor + 6 + 5 = \lceil \frac{6n}{5} \rceil$.

Considering all the cases examined, we conclude that f is a valid PLSRD function, with

$$f(V(\Pi_n)) = \begin{cases} \lceil \frac{6n}{5} \rceil + 1, & \text{if } n \equiv 4(\text{mod}10) \text{ or } n \equiv 5(\text{mod}10) \\ \lceil \frac{6n}{5} \rceil, & \text{otherwise.} \end{cases}$$

Therefore,

$$\gamma_{plsR}(\Pi_n) \leq \begin{cases} \lceil \frac{6n}{5} \rceil + 1, & \text{if } n \equiv 4(\text{mod}10) \text{ or } n \equiv 5(\text{mod}10) \\ \lceil \frac{6n}{5} \rceil, & \text{otherwise.} \end{cases}$$

Lower bound. Since the total number of vertices of Π_n is $2n$, it follows directly from Theorem 1 that $\gamma_{plsR}(\Pi_n) \geq \lceil \frac{6n}{5} \rceil$. To conclude the proof, it remains to demonstrate

that $\gamma_{plsR}(\Pi_n) > \lceil \frac{6n}{5} \rceil$ holds for $n \equiv 4(\text{mod}10)$ or $n \equiv 5(\text{mod}10)$. Let us analyze these two cases.

Case 1. $n = 10m + 4, m \geq 0$;

Let us assume, by the sake of contradiction, that $\gamma_{plsR}(\Pi_n) = \lceil \frac{6n}{5} \rceil$. Thus, there exists a labeling via a PLSRD function f such that $f(V(\Pi_n)) = \lceil \frac{6n}{5} \rceil = \lceil \frac{60m+24}{5} \rceil = 12m+5$. From Observation 2 it follows $|V_{-1}| \geq 2n - \gamma_{plsR}(\Pi_n) = 20m+8 - 12m - 5 = 8m+3$. We will show that this assumption implies that $|V_{-1}| = |V_2| = 8m+3$. Suppose that $|V_{-1}| \geq 8m+4$. Then $|V_2| \geq 8m+4$ and $|V_1| \leq 20m+8 - 16m - 8 = 4m < \frac{1}{2}|V_{-1}|$, which is not possible because of Observation 3. Therefore $|V_{-1}| = 8m+3$. Further, if $|V_2| \geq 8m+4$, we have $|V_1| \leq 20m+8 - 8m - 3 - 8m - 4 = 4m+1 < \frac{1}{2}|V_{-1}|$, which is again in a contradiction with Observation 3. Therefore, $|V_2| = 8m+3$ and $|V_1| = 4m+2$.

In other words, $8m+3$ vertices from V_{-1} are covered by $4m+2$ vertices from V_1 . Due to the structure of the prism graph and the constraints of the function f , there are only two possible configuration of this type:

(i) One vertex from V_{-1} is exclusively covered by a single vertex from V_1 , while the remaining $8m+2$ vertices from V_{-1} are covered by $4m+1$ vertices from V_1 , arranged into $4m+1$ disjoint chains of the form $-1 \ 1 -1$. The considered chain $-1 \ 1$ can either be aligned in the same column or in the same row (only non-symmetrical configurations are considered), as illustrated below. On the following schemes the vertices from the considered chain are bolded.

$$(i_1) \text{ Chain } -1 \ 1 \text{ is a column: } \begin{array}{cccc} \mathbf{-1} & 2 & 1 & \boxed{-1} \\ 1 & 2 & \boxed{-1} & 1 \end{array}$$

(i₂) Chain $-1 \ 1$ is within a row. We have three possibilities.

$$(i_{21}) \begin{array}{cccc} \mathbf{-1} & 1 & 1 & \boxed{-1} \\ 2 & 2 & \boxed{-1} & 1 \end{array}$$

$$(i_{22}) \begin{array}{cccc} 2 & \mathbf{-1} & 1 & 2 \\ 2 & -1 & \boxed{1} & -1 \end{array}$$

$$(i_{23}) \begin{array}{cccccc} 2 & \mathbf{-1} & 1 & 2 & -1 & \boxed{1} & -1 \\ 1 & -1 & 2 & 2 & -1 & \boxed{1} & -1 \end{array}$$

However, neither of the given configurations is valid. In (i₁) and (i₂₁), the single boxed labels belong to two non-disjoint chains of the form $-1 \ 1 -1$, while the single boxed labels in (i₂₂) and (i₂₃) fail to satisfy the sum condition.

(ii) There is one chain of the form $-1 \ 1 -1 \ 1 -1$, while the remaining $8m$ vertices from V_{-1} are covered by $4m$ vertices from V_1 , arranged into $4m$ disjoint chains of the form $-1 \ 1 -1$;

The chain $-1 \ 1 -1 \ 1 -1$ must be placed in one row, because any other placement results to a non-feasible labeling. As a result, $m \geq 1$ holds in this case. The portion of the graph that involves this chain is uniquely depicted by the following block (the considered chain is bolded):

$$B: \begin{array}{cccccccccc} -1 & 1 & -1 & 2 & 2 & 2 & -1 & 1 & -1 \\ 2 & 2 & -1 & 1 & -1 & 1 & -1 & 2 & 2 \end{array}$$

Moreover, using the fact that in the remaining graph each 1 covers exactly two -1s, the only way block B can continue is if the left side takes the form $\dots YXYXYB$, while the right side takes the form $BXYXYX\dots$. However, considering that there are $10m - 5 = 5(2m - 1)$ columns outside of block B , at the point of merging, one of the blocks X or Y must be connected to itself, resulting in a non-feasible labeling.

The obtained contradiction indicates that, in the case $n \equiv 4(\text{mod}10)$, condition $\gamma_{plsR}(\Pi_n) \geq \lceil \frac{6n}{5} \rceil + 1$ is satisfied.

Case 2. $n = 10m + 5, m \geq 0$;

Let us assume, for the sake of contradiction, that $\gamma_{plsR}(\Pi_n) = \lceil \frac{6n}{5} \rceil$. Thus, there exists a labeling via a PLSRD function f such that $f(V(\Pi_n)) = \lceil \frac{6n}{5} \rceil$. Similarly as in Case 1, it can be shown that this implies $|V_{-1}| = |V_2| = 8m + 4$ and $|V_1| = 4m + 2$. In other words, $8m + 4$ vertices from V_{-1} are covered by $4m + 2$ vertices from V_1 . The only possible configuration satisfying this fact is that $8m + 4$ vertices from V_{-1} are covered by $4m + 2$ vertices from V_1 , arranged into $4m + 2$ disjoint chains of the form $-1\ 1 - 1$. These chains can either be L -shaped or aligned within the same row. If at least one of these chains is L -shaped, the following configuration arises (symmetries are ignored, and vertices from a portion of the chain are bolded):

$$\begin{array}{cc} \boxed{-1} & 1 \\ 1 & \boxed{-1} \end{array} .$$

However, this configuration is not valid, since the boxed labels belong to two non-disjoint chains of the form $-1\ 1 - 1$. Therefore, we can assume that all $-1\ 1 - 1$ chains are arranged in rows, as illustrated below (one such chain is bolded).

$$\begin{array}{cccccccccc} 2 & 2 & -1 & 1 & -1 & -1 & 1 & -1 & 2 & 2 \\ -1 & 1 & -1 & 2 & 2 & 2 & 2 & -1 & 1 & -1 \end{array}$$

Essentially, the given configuration is formed by alternately joining block X with block Y . However, considering that there are $10m + 5 = 5(2m + 1)$ columns, at the point of merging, one of the blocks X or Y must be connected to itself, resulting in a non-feasible labeling.

The obtained contradiction indicates that, in the case $n \equiv 5(\text{mod}10)$, condition $\gamma_{plsR}(\Pi_n) \geq \lceil \frac{6n}{5} \rceil + 1$ is satisfied.

This completes the proof. \square

In the next theorem, we provide the exact value of PLSRDN for $Grid_{3 \times n}$. A grid graph $Grid_{3 \times n}$ is a graph consisting of n rows and 3 columns, where the vertices are arranged in a rectangular scheme. Two vertices are adjacent if they occupy neighboring cells in the scheme, either horizontally or vertically. It should be noted that the upper bound for a general grid graph $Grid_{m \times n}$ was established in [9] and is given by $\frac{3}{4}mn$. However, for the specific case where m is divisible by 3, the authors derived a construction that provides a tighter upper bound, equals $\frac{2}{3}mn$. More precisely, when $m = 3$, the construction leads to an upper bound of $2n$. In the following theorem, it will be shown that $2n$ also serves as the lower bound for $Grid_{3 \times n}$.

Theorem 5. *Let $Grid_{3,n}$ be a grid graph, where $n \geq 1$. Then*

$$\gamma_{plsR}(Grid_{3 \times n}) = 2n$$

Proof. Upper bound

It is straightforward to observe that the following sketch of the configuration, also used in [9]

$$\begin{array}{ccccc} -1 & 1 & -1 & 1 & \dots \\ 2 & 2 & 2 & 2 & \dots \\ 1 & -1 & 1 & -1 & \dots \end{array}$$

defines a proper PLSRD function, where the sum of the labels of each column equals 2, concluding that $\gamma_{plsR}(Grid_{3 \times n}) \leq 2n$.

Lower bound

Let f be an arbitrary PLSRD function on the grid graph $Grid_{3 \times n}$. The idea of the proof is to show that it is always possible to construct a family of pairwise disjoint subsets of $V_{-1} \cup V_1 \cup V_2$, consisting of $|V_{-1}|$ subsets, each of which corresponds to a triplet labeling of the form $\{-1, 1, 2\}$. Once this is verified, we observe that, since the grid graph $Grid_{3 \times n}$ contains $3n$ vertices, it follows that $|V_{-1}| \leq n$. Consequently, we deduce that $f(V(Grid_{3 \times n})) \geq 3n - n = 2n$.

From the definition of the PLSRD function f and the structure of the $Grid_{3 \times n}$ graph, it follows that each vertex in V_{-1} is uniquely paired with a neighboring vertex from V_2 , and is adjacent to at least one vertex from V_1 . Each vertex $v \in V_{-1}$ belongs to one of the following two types:

Type 1. There is a vertex $u \in N(v) \cap V_1$ such that $N(u) \cap (V_{-1} \setminus \{v\}) = \emptyset$;

In this case, there is a one-to-one correspondence between the vertices u and v , meaning that labeling of these vertices, along with the labeling of a vertex from $N(v) \cap V_2$, naturally forms a triplet $\{-1, 1, 2\}$.

Type 2. For each vertex $u \in N(v) \cap V_1$, it holds $N(u) \cap (V_{-1} \setminus \{v\}) \neq \emptyset$;

Since any vertex from V_1 cannot have more than two adjacent vertices from V_{-1} , we have that $N(u) \cap (V_{-1} \setminus \{v\}) = \{v'\}$, for some vertex v' . The labeling of the vertices v , u and v' yields an alternating chain $-1 \ 1 \ -1$. Several examples of such a configuration is shown in Figure 2. If vertex v' is of Type 1, it has its exclusive vertex labeled with 1 as a neighbor. In that case, we can add a vertex from V_1 to the chain, where the vertex corresponds with v' , thereby forming two triplets $\{-1, 1, 2\}$. Otherwise, vertex u is the only vertex from V_1 adjacent to the endpoints of the alternating chain $-1 \ 1 \ -1$, so we need to find the vertex from V_1 that completes the triplet elsewhere. More generally, for the labels of neighboring vertices, we can form an alternating chain with the pattern $-1 \ 1 \ -1 \ \dots \ -1 \ 1 \ -1$ (starting and ending with -1). WLOG, we assume that this alternating chain is of maximal length, meaning it is not part of a larger alternating chain with -1 s as endpoints.

Again, it is possible that at least one of the endpoints of this alternating chain corresponds to the Type 1 vertex from V_{-1} , or that it has a neighbor in V_1 whose only neighbors from V_{-1} are part of the chain. In this case, we add the appropriate vertex with label 1 to the chain, ensuring each -1 is assigned to exactly one triplet. A more challenging case arises when the alternating chain $-1 \ 1 \ -1 \ \dots \ -1 \ 1 \ -1$ is

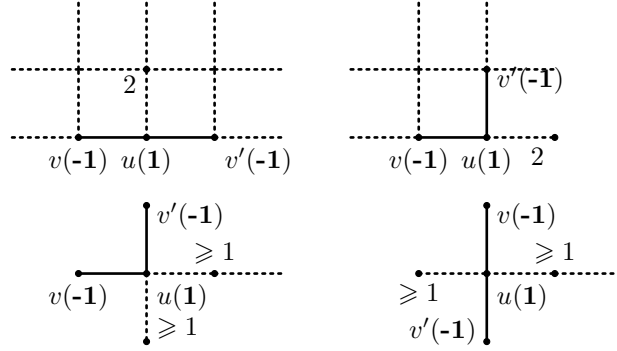


Fig. 2 Segments of several different configurations illustrating the mutual positioning of vertices v , u , and v' , labeled as -1 , 1 , and 1 , respectively.

isolated and lacks an “obvious” adjacent 1 to borrow. To determine all of the triplets containing -1 s from the chain, we need to identify an additional, chain-independent vertex labeled ≥ 1 , and incorporate it into the chain. A potential candidate for this extension can be found in the following source types in the graph:

- Source 1: A label of a vertex $w \in V_1 \cup V_2$ with no neighbors from V_{-1} .
- Source 2: A label of a vertex $w \in V_{-1}$ having at least two neighbors from V_1 , each of which has no other neighbors from V_{-1} . In this case, label of any of these vertices from V_1 could be reassigned to the observed alternating chain.
- Source 3: A different (maximal) alternating chain, with both endpoints corresponding to vertices from V_{-1} of type 1 , which contains a “spare” label 1 at one end. This label can be borrowed to extend the observed alternating chain.

It should be noted that in the case of Source 1, if an isolated label 2 appears, a ‘stronger’ triplet of the form $(-1, 2, 2)$ will be created, which contributes an even greater value to the total sum.

Let \mathcal{C} denote the family of all alternating chains of maximal length, with endpoints labeled -1 , such that both endpoints have no adjacent label 1 outside of this chain. For each chain in the family \mathcal{C} , it is essential to ensure the existence of a label 1 (or, in rare cases, a label 2 , although this is not a common scenario), selected from one of the previously specified sources, which can be added to the chain. Moreover, it is necessary that the label assignment be uniquely determined for each chain. This can be accomplished by selecting the next unassigned label 1 from the nearest available source. In this manner, triplets corresponding to the -1 s from the chains in \mathcal{C} are determined; the remaining -1 s in the graph labeling correspond one-to-one with their adjacent label 1 and their triplets can be easily described.

The precise procedure for appending the chain $C \in \mathcal{C}$ is highly dependent on its placement within the labeling of the grid graph $Grid_{3 \times n}$. In particular, various shapes and sizes of C can lead to numerous distinct cases that require consideration.

The detailed analysis of the construction for triplets associated with the alternating chains, as well as considerations for the remaining -1 ’s is provided in Appendix B.

These cases involve identifying unique configurations and ensuring consistency across the labeling process.

After all variants that can appear in the consideration of all chains of maximal length are exhausted, as it is shown in Appendix B, we can conclude that the whole set of vertices can be divided into triplets containing labels -1 , 1 , and 2 , where the maximum number of such triplets is n . This concludes the proof of the lower bound, which is $2n$. □

The flower snarks graph $J_{2n+1} = (V(J_{2n+1}), E(J_{2n+1}))$, $n \geq 2$, consists of the following sets of vertices and edges:

$$\begin{aligned} V(J_{2n+1}) &= \{a_i, b_i, c_i, d_i : i \in \{0, 1, \dots, 2n\}\}, \\ E(J_{2n+1}) &= \{a_i a_{i+1}, c_i c_{i+1}, d_i d_{i+1} : i \in \{0, 1, \dots, 2n-1\}\} \\ &\quad \cup \{a_{2n} a_0\} \cup \{c_{2n} d_0, d_{2n} c_0\} \cup \{a_i b_i, b_i c_i, b_i d_i : i \in \{0, 1, \dots, 2n\}\}. \end{aligned}$$

Flower snarks are visually depicted as in Figures 3 and 4. The vertices a_i are positioned in the innermost region of the graph, the vertices b_i occupy the middle region, while the vertices c_i and d_i form two distinct layers in the outer region of the graph.

Theorem 6. *For the flower snarks graph J_{2n+1} , $n \geq 2$, it holds*

$$\gamma_{plsR}(J_{2n+1}) \leq \begin{cases} 5n + 3, & \text{for even number } n, \\ 5n + 4 & \text{for odd number } n. \end{cases}$$

Proof. We define function the $f : V(J_{2n+1}) \rightarrow \{-1, 1, 2\}$, based on the parity of n , and therefore distinguish between the following two cases.

- Case 1. $n \geq 2$ is an even number;

We define

$$\begin{aligned} f(a_n) &= 2, f(a_{n-1}) = f(a_{n+1}) = 1, f(a_{n-2}) = f(a_{n+2}) = -1, \\ f(b_n) &= f(b_{n-1}) = f(b_{n+1}) = -1, f(b_{n-2}) = f(b_{n+2}) = 2, \\ f(c_n) &= 1, f(c_{n-1}) = -1, f(c_{n+1}) = 2, f(c_{n-2}) = 2, f(c_{n+2}) = 1, \\ f(d_n) &= 1, f(d_{n-1}) = 2, f(d_{n+1}) = -1, f(d_{n-2}) = 1, f(d_{n+2}) = 2. \end{aligned}$$

Also, for $n \geq 4$ and $j \in \{1, 2, \dots, n-2\}$, we define

$$\begin{aligned} f(a_{n-2-j}) &= \begin{cases} -1, & \text{for } j \equiv 0 \pmod{4} \text{ or } j \equiv 1 \pmod{4}, \\ 2 & \text{otherwise,} \end{cases} \\ f(b_{n-2-j}) &= 1, \\ f(c_{n-2-j}) = f(d_{n-2-j}) &= \begin{cases} 2, & \text{for } j \equiv 0 \pmod{4} \text{ or } j \equiv 1 \pmod{4}, \\ -1 & \text{otherwise.} \end{cases} \end{aligned}$$

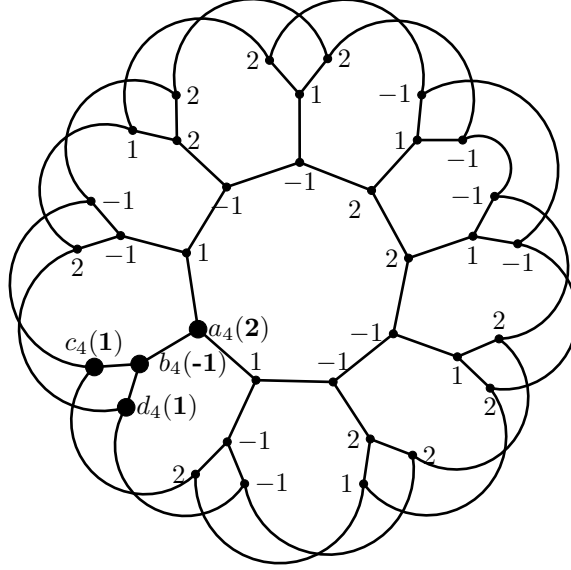


Fig. 3 The labeling of the flower snarks graph J_9 derived from the definition of the function f . The “central” vertices a_4, b_4, c_4 and d_4 are highlighted, with their respective labels shown in brackets.

For $n \geq 4$, the remaining vertices are labeled in such a way that symmetry relative to the vertices a_n, b_n, c_n and d_n is preserved. More precisely, for $j \in \{1, 2, \dots, n-2\}$, we set

$$\begin{aligned} f(a_{n+2+j}) &= f(a_{n-2-j}), f(b_{n+2+j}) = f(b_{n-2-j}), \\ f(c_{n+2+j}) &= f(c_{n-2-j}), f(d_{n+2+j}) = f(d_{n-2-j}). \end{aligned}$$

An example of the labeling of the flower snarks graph, using the previously described pattern, is given in the Figure 3.

In Table 1, we provide an overview of the neighbor structure for each vertex of flower snarks graph J_{2n+1} , according to the labeling given by the function f , for even $n \geq 2$. This table demonstrates that the conditions (C1)–(C3) from Definition 1 are satisfied. Specifically, each vertex assigned a value of -1 has exactly one (exclusive) neighbor assigned a value of 2 , and the total sum of labels in the closed neighborhood of each vertex is positive.

This means that f is a valid *PLSRD* function on a graph J_{2n+1} , for even $n \geq 2$. Furthermore, in this case, we have

$$\begin{aligned} \sum_{v \in V(J_{2n+1})} f(v) &= \sum_{i=0}^{2n} f(a_i) + \sum_{i=0}^{2n} f(b_i) + \sum_{i=0}^{2n} f(c_i) + \sum_{i=0}^{2n} f(d_i) \\ &= ((n-2) + 2) + (2(n-2) + 1) + ((n-2) + 5) + ((n-2) + 5) \\ &= 5n + 3. \end{aligned}$$

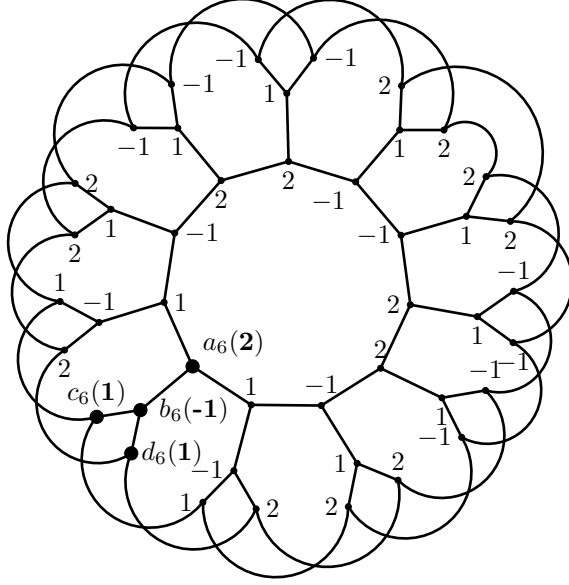


Fig. 4 The labeling of the flower snarks graph J_{11} derived from the definition of the function f . The “central” vertices a_6, b_6, c_6 and d_6 are highlighted, with their respective labels shown in brackets.

- Case 2. $n \geq 2$ is an odd number;
We define

$$\begin{aligned} f(a_n) &= 2, f(a_{n-1}) = f(a_{n+1}) = 1, \\ f(b_n) &= f(b_{n-1}) = f(b_{n+1}) = -1, \\ f(c_n) &= f(c_{n-1}) = f(c_{n+1}) = 1, \\ f(d_n) &= 1, f(d_{n-1}) = f(d_{n+1}) = 2. \end{aligned}$$

Also, for $j \in \{1, 2, \dots, n-1\}$, we put

$$\begin{aligned} f(a_{n-1-j}) &= \begin{cases} -1, & \text{for } j \equiv 0 \pmod{4} \text{ or } j \equiv 1 \pmod{4}, \\ 2 & \text{otherwise,} \end{cases} \\ f(b_{n-1-j}) &= 1, \\ f(c_{n-1-j}) &= f(d_{n-1-j}) = \begin{cases} 2, & \text{for } j \equiv 0 \pmod{4} \text{ or } j \equiv 1 \pmod{4}, \\ -1 & \text{otherwise.} \end{cases} \end{aligned}$$

The remaining vertices are labeled in such a way that symmetry relative to the vertices a_n, b_n, c_n and d_n is preserved. More precisely, for $j \in \{1, 2, \dots, n-1\}$, we set

$$\begin{aligned} f(a_{n+1+j}) &= f(a_{n-1-j}), f(b_{n+1+j}) = f(b_{n-1-j}), \\ f(c_{n+1+j}) &= f(c_{n-1-j}), f(d_{n+1+j}) = f(d_{n-1-j}). \end{aligned}$$

Table 1 The neighbor structure of vertices in the flower snarks graph J_{2n+1} , with respect to the labeling given by the function f , for even $n \geq 2$. Vertices are grouped based on their assignments and cardinalities of their neighbor sets intersected with V_{-1} , V_1 and V_2 . respectively.

Vertex v	$f(v)$	$ N(v) \cap V_{-1} $	$ N(v) \cap V_1 $	$ N(v) \cap V_2 $	$\sum_{u \in N[v]} f(u)$
$a_n, c_{n+1}, c_{n+3},$ d_{n-1}, d_{n-3}	2	1	2	0	3
$a_{n-1}, a_{n+1}, c_n, d_n,$ $b_{n-2-j}, b_{n+2+j},$ $j \equiv 2(\text{mod } 4) \text{ or } j \equiv 3(\text{mod } 4)$	1	2	0	1	1
$b_{n-1}, b_{n+1}, c_{n-1},$ $d_{n+1}, a_{n-2-i}, a_{n+2+i},$ $i \equiv 0(\text{mod } 4) \text{ or } i \equiv 1(\text{mod } 4),$ $c_{n-2-j}, c_{n+2+j},$ $d_{n-2-j}, d_{n+2+j},$ $j \equiv 2(\text{mod } 4) \text{ or } j \equiv 3(\text{mod } 4)$	-1	1	1	1	1
$b_{n-2}, b_{n+2}, a_{n-2-i},$ $a_{n+2+i}, i \equiv 2(\text{mod } 4) \text{ or}$ $i \equiv 3(\text{mod } 4), c_{n-2-j},$ $c_{n+2+j}, d_{n-2-j},$ $d_{n+2+j}, j \geq 1 \text{ and}$ $j \equiv 0(\text{mod } 4) \text{ or } j \equiv 1(\text{mod } 4)$	2	1	1	1	4
b_n	-1	0	2	1	3
$b_{n-2-j}, b_{n+2+j}, j \geq 1 \text{ and}$ $j \equiv 0(\text{mod } 4) \text{ or } j \equiv 1(\text{mod } 4)$	1	1	0	2	4
c_{n-2}, d_{n+2}	2	1	0	2	5
c_{n+2}, d_{n-2}	1	0	0	3	7

An example of the labeling of the flower snarks graph, using the previously described pattern, is given in the Figure 4.

In Table 2, an overview of the neighbor structure for each vertex of the flower snarks graph J_{2n+1} , based on the labeling given by the function f , for odd $n \geq 2$ is presented. From the table, it is evident that conditions (C1)–(C3) from Definition 1 are satisfied and f is a valid *PLSRD* function on a graph J_{2n+1} , for odd $n \geq 2$. Specifically, each vertex assigned a value of -1 has exactly one exclusive neighbor assigned a value of 2, and the total sum of labels in the closed neighborhood of each vertex remains positive.

Furthermore, in this case, we have

$$\begin{aligned}
 f(V(J_{2n+1})) &= \sum_{v \in V(J_{2n+1})} f(v) = \sum_{i=0}^{2n} f(a_i) + \sum_{i=0}^{2n} f(b_i) + \sum_{i=0}^{2n} f(c_i) + \sum_{i=0}^{2n} f(d_i) \\
 &= ((n-1) + 4) + (2(n-1) - 3) + ((n-1) + 3) + ((n-1) + 5) \\
 &= 5n + 4.
 \end{aligned}$$

Thus,

$$\gamma_{plsR}(J_{2n+1}) \leq \begin{cases} 5n + 3, & \text{for even number } n, \\ 5n + 4 & \text{for odd number } n. \end{cases}$$

□

Table 2 The neighbor structure of vertices in the flower snarks graph J_{2n+1} , with respect to the labeling given by the function f , for odd $n \geq 2$. Vertices are grouped based on their assignments and cardinalities of their neighbor sets intersected with V_{-1} , V_1 and V_2 , respectively.

Vertex v	$f(v)$	$ N(v) \cap V_{-1} $	$ N(v) \cap V_1 $	$ N(v) \cap V_2 $	$\sum_{u \in N[v]} f(u)$
a_n, c_{n-2}, c_{n+2}	2	1	2	0	3
$a_{n-1}, a_{n+1}, b_{n-1-j},$ $b_{n+1+j}, j \equiv 2(\text{mod } 4)$ or $j \equiv 3(\text{mod } 4)$	1	2	0	1	1
$a_{n-1-i}, a_{n+1+i}, i \geq 2$ and $i \equiv 0(\text{mod } 4)$ or $i \equiv 1(\text{mod } 4), c_{n-1-j},$ $c_{n+1+j}, d_{n-1-j},$ $d_{n+1+j}, j \equiv 2(\text{mod } 4)$ or $j \equiv 3(\text{mod } 4)$	-1	1	1	1	1
$a_{n-1-i}, a_{n+1+i},$ $i \equiv 2(\text{mod } 4)$ or $i \equiv 3(\text{mod } 4),$ $c_{n-1-j}, c_{n+1+j}, j \geq 2$ and $j \equiv 0(\text{mod } 4)$ or $j \equiv 1(\text{mod } 4), d_{n-1-l},$ $d_{n+1+l}, l \equiv 0(\text{mod } 4)$ or $l \equiv 1(\text{mod } 4)$	2	1	1	1	4
c_{n-1}, c_{n+1}	1	1	1	1	3
$a_{n-2}, a_{n+2}, b_n,$ b_{n-1}, b_{n+1}	-1	0	2	1	3
$d_n, b_{n-1-j}, b_{n+1+j},$ $j \geq 1$ and $j \equiv 0(\text{mod } 4)$ or $j \equiv 1(\text{mod } 4)$	1	1	0	2	4
c_n	1	1	2	0	2

4 Conclusions

This paper presents a study of the Perfect Location Signed Roman Domination (PLSRD) problem, a novel variant in the domain of Roman domination problems. The considered problem combines elements of Perfect Roman, Locating Roman, and Signed Roman Domination. Through detailed analysis, we provided exact values for the PLSRD number in well-known graph classes such as complete graphs, complete bipartite graphs, wheels, paths, cycles, ladders, prism graphs, and $3 \times n$ grids. In addition to these results, a lower bound for 3 regular graphs and an upper bound for flower snark graphs have been determined.

The results contribute to a deeper understanding of how the interplay between weak and strong vertices can affect the optimization of the PLSRD function, setting the groundwork for further exploration. In future research, a natural direction would be to extend these findings to other graph classes. In particular, exploring additional classes of 3-regular graphs could yield valuable insights, as the proposed lower bound was shown to be attainable in some instances of prism graphs, while remaining sharp for flower snarks. Specifically, generalized Petersen graphs $GP(n, k), k \geq 2$ and certain classes of 3 regular convex polytopes could be analyzed in greater depth. Another promising avenue for further investigation is the development of efficient algorithms for computing the PLSRD number, especially for large and complex graphs where exact values are difficult to compute. Additionally, exploring the relationship between

PLSRD and other types of domination problems could provide further insights into their applicability in diverse theoretical and practical contexts.

Acknowledgements. This research is partially supported by the grant of Ministry of Scientific and Technological Development and Higher Education, Republika Srpska, Bosnia and Herzegovina, under the project “Analysis of biological networks by using machine learning methods”.

Appendix A Detailed Proof for the cases of Theorem 3

In this appendix, we provide a detailed analysis of the cases where a column in the ladder graph L_n requires charging. Specifically, we examine two main types of columns: boundary columns (denoted as type (a)) and interior columns (denoted as type (b)). For each of these types, we describe the specific scenarios that arise and outline how the CBDP procedure is applied. Using arrows above the scheme, we graphically illustrate the redistribution of charges, leading to proper discharging.

We begin with the boundary column case (type (a)), followed by an exploration of the interior column case (type (b)). Each case is examined thoroughly to ensure that all configurations and behaviors are accounted for.

• **Type (a);**

Due to the symmetry of the structure of the ladder graph L_n , it is sufficient to consider only leftmost columns. Column $\begin{matrix} -1 \\ -1 \end{matrix}$ cannot occupy the leftmost position in

any feasible solution. Hence, it is sufficient to examine the columns $\begin{matrix} -1 & -1 \\ 1 & 2 \end{matrix}$,

as the same CBDP is applied equally to their symmetric counterparts $\begin{matrix} 1 & 2 \\ -1 & -1 \end{matrix}$, respectively.

Case 1. CBDP applied for the leftmost column $\begin{matrix} -1 \\ 1 \end{matrix}$. This column determines

the following configuration: $\begin{matrix} -1 & 2 & \geq 1 \\ 1 & \geq 1 & a_1 \end{matrix}$. Depending on the value of a_1 , we distinguish two cases.

Case 1.1. $a_1 \geq 1$. CBDP is performed as $\begin{matrix} & \overset{\frac{6}{5}}{\curvearrowright} & & \\ & -1 & 2 & \geq 1 \\ & 1 & \geq 1 & \boxed{\geq 1} \end{matrix}$,

Case 1.2. $a_1 = -1$. We have three subcases, which are directly resolved as follows.:

Case 1.2.1. 2 is located left from a_1 : $\begin{matrix} & \overset{\frac{6}{5}}{\curvearrowright} & & \overset{\frac{6}{5}}{\curvearrowright} & \\ & -1 & 2 & 1 & \\ & 1 & 2 & \boxed{-1} & \end{matrix}$

Case 1.2.2. 2 is located above a_1 :
$$\begin{array}{ccc} \overset{\frac{6}{5}}{\curvearrowright} & \overset{\frac{1}{5}}{\curvearrowright} & \\ -1 & 2 & 2 \\ 1 & 1 & \boxed{-1} \end{array}$$

Case 1.2.3. 2 is located right from a_1 :
$$\begin{array}{ccccccc} \overset{\frac{6}{5}}{\curvearrowright} & \overset{\frac{3}{5}}{\curvearrowright} & \overset{\frac{3}{5}}{\curvearrowright} & \overset{\frac{6}{5}}{\curvearrowright} & & & \\ -1 & 2 & 1 & \geq 1 & & & \\ 1 & 1 & \boxed{-1} & 2 & \geq 1 & & \end{array}$$

Case 2. CBDP for the leftmost column $\begin{array}{c} -1 \\ 2 \end{array}$. This configuration forces the assignment

$$\begin{array}{ccc} -1 & 1 & a_2 \\ 2 & \geq 1 & a_3 \end{array} . \text{ Depending on the value of } a_2 + a_3, \text{ we distinguish 4 cases.}$$

Case 2.1. $a_2 + a_3 \geq 2$. CBDP is performed as
$$\begin{array}{ccc} \overset{\frac{1}{5}}{\curvearrowright} & & \\ -1 & 1 & \boxed{\geq 1} \\ 2 & \geq 1 & \boxed{\geq 1} \end{array} ,$$

Case 2.2. $a_2 + a_3 = 1$. CBDP is performed as
$$\begin{array}{ccc} \overset{\frac{1}{5}}{\curvearrowright} & \overset{\frac{1}{5}}{\curvearrowright} & \\ -1 & 1 & \boxed{2} \\ 2 & 1 & \boxed{-1} \end{array} \text{ or}$$

$$\begin{array}{ccc} \overset{\frac{1}{5}}{\curvearrowright} & \overset{\frac{1}{5}}{\curvearrowright} & \\ -1 & 1 & \boxed{-1} \\ 2 & 2 & \boxed{2} \end{array} ,$$

Case 2.3. $a_2 + a_3 = 0$. We distinguish two subcases.

Case 2.3.1. $a_2 = -1$ and $a_3 = 1$. In this case, 2 must be located left from a_3 , so

we immediately have:
$$\begin{array}{ccc} \overset{\frac{1}{5}}{\curvearrowright} & \overset{\frac{6}{5}}{\curvearrowright} & \\ -1 & 1 & \boxed{-1} \\ 2 & 2 & \boxed{1} \end{array}$$

Case 2.3.2. $a_3 = -1$ and $a_2 = 1$. We get two subcases, which are immediately resolved as follows.

Case 2.3.2.1. 2 is left from a_3 :
$$\begin{array}{ccc} \overset{\frac{1}{5}}{\curvearrowright} & \overset{\frac{6}{5}}{\curvearrowright} & \\ -1 & 1 & \boxed{1} \\ 2 & 2 & \boxed{-1} \end{array} ;$$

Case 2.3.2.2. 2 is located right from a_3 :

$$\begin{array}{ccccccc} & & \xrightarrow{\frac{1}{5}} & \xrightarrow{\frac{8}{5}} & \xrightarrow{\frac{8}{5}} & \xrightarrow{\frac{1}{5}} & \\ -1 & 1 & & \boxed{1} & & \geq 1 & \\ & 2 & 1 & \boxed{-1} & & 2 & \geq 1 \end{array}$$

Case 2.4. $a_2 + a_3 = -2$. We get the configuration

$$\begin{array}{ccccccc} -1 & 1 & \boxed{-1} & 2 & \geq 1 & & \\ & 2 & 2 & \boxed{-1} & 1 & a_4 & \end{array} .$$

Depending on the value of a_4 , we have two subcases.

Case 2.4.1. If $a_4 \geq 1$ we have only one case:

$$\begin{array}{ccccccc} & \xrightarrow{\frac{1}{5}} & \xrightarrow{\frac{8}{5}} & \xrightarrow{\frac{8}{5}} & & & \\ -1 & 1 & -1 & 2 & \geq 1 & & \\ & 2 & 2 & -1 & 1 & \boxed{\geq 1} & \end{array} ,$$

Case 2.4.2. If $a_4 = -1$ we distinguish two sub-variants:

Case 2.4.2.1. 2 is located above a_4 :

$$\begin{array}{ccccccc} & \xrightarrow{\frac{1}{5}} & \xrightarrow{\frac{8}{5}} & \xrightarrow{\frac{8}{5}} & \xrightarrow{\frac{1}{5}} & & \\ -1 & 1 & -1 & 2 & 2 & & \\ & 2 & 2 & -1 & 1 & \boxed{-1} & \end{array}$$

Case 2.4.2.2. 2 is located right from a_4 :

$$\begin{array}{ccccccc} & \xrightarrow{\frac{1}{5}} & \xrightarrow{\frac{8}{5}} & \xrightarrow{\frac{8}{5}} & \xrightarrow{\frac{1}{5}} & & \\ -1 & 1 & -1 & 2 & 1 & \geq 1 & a_5 \\ & 2 & 2 & -1 & 1 & \boxed{-1} & 2 \geq 1 \end{array} .$$

Depending on the value of a_5 , new subcases appear:

Case 2.4.2.2.1. $a_5 \geq 1$. We have the case

$$\begin{array}{ccccccc} & \xrightarrow{\frac{1}{5}} & \xrightarrow{\frac{8}{5}} & \xrightarrow{\frac{8}{5}} & \xrightarrow{\frac{1}{5}} & \xrightarrow{1} & \\ -1 & 1 & -1 & 2 & 1 & \geq 1 & \boxed{\geq 1} , \\ & 2 & 2 & -1 & 1 & -1 & 2 \geq 1 \end{array}$$

Case 2.4.2.2.2. $a_5 = -1$. Here we have three new cases and we establish CDBP for each.

If 2 is located left from a_5 :

$$\begin{array}{ccccccc} & \xrightarrow{\frac{1}{5}} & \xrightarrow{\frac{8}{5}} & \xrightarrow{\frac{8}{5}} & \xrightarrow{\frac{1}{5}} & \xrightarrow{1} & \xrightarrow{\frac{6}{5}} \\ -1 & 1 & -1 & 2 & 1 & 2 & \boxed{-1} \\ & 2 & 2 & -1 & 1 & -1 & 2 & 1 \end{array}$$

If 2 is located below a_5 :

$$\begin{array}{ccccccc} & \xrightarrow{\frac{1}{5}} & \xrightarrow{\frac{8}{5}} & \xrightarrow{\frac{8}{5}} & \xrightarrow{\frac{1}{5}} & \xrightarrow{1} & \xrightarrow{\frac{1}{5}} \\ -1 & 1 & -1 & 2 & 1 & 1 & \boxed{-1} \\ & 2 & 2 & -1 & 1 & -1 & 2 & 2 \end{array}$$

If 2 is located right from a_5 :

$$\begin{array}{ccccccc} & \xrightarrow{\frac{1}{5}} & \xrightarrow{\frac{8}{5}} & \xrightarrow{\frac{8}{5}} & \xrightarrow{\frac{1}{5}} & \xrightarrow{1} & \xrightarrow{\frac{4}{5}} & \xrightarrow{\frac{2}{5}} & \xrightarrow{\frac{6}{5}} \\ -1 & 1 & -1 & 2 & 1 & 1 & \boxed{-1} & 2 & \geq 1 . \\ & 2 & 2 & -1 & 1 & -1 & 2 & 1 & \geq 1 \end{array}$$

• **Type (b)**;

Due to the inherent symmetry of the problem, it suffices to consider only the following interior column configurations: $\begin{matrix} -1 \\ -1 \end{matrix}$, $\begin{matrix} -1 \\ 1 \end{matrix}$ and $\begin{matrix} -1 \\ 2 \end{matrix}$. Moreover, for each possible graph labeling, it is sufficient to analyze only one representative non-symmetrical instance, as symmetric configurations exhibit identical CBDP.

Case 1. CBDP for the interior column $\begin{matrix} -1 \\ -1 \end{matrix}$. Depending on the position of 2s, which protect these -1 s, we distinguish two cases.

Case 1.1. If two 2's are located on the same side of two -1 's, we immediately can perform the following CBDP: $\begin{matrix} \geq 1 & 1 & \overset{\frac{2}{5}}{\curvearrowright} -1 & \overset{\frac{14}{5}}{\curvearrowleft} 2 & \geq 1 \\ \geq 1 & 1 & -1 & 2 & \geq 1 \end{matrix}$

Case 1.2. If two 2's are located on opposite sides of two -1 's, we get the configuration $\begin{matrix} b_1 & 1 & -1 & 2 & \geq 1 \\ \geq 1 & 2 & -1 & 1 & b_2 \end{matrix}$.

Depending on values of b_1 and b_2 , we have four subcases.

Case 1.2.1. $b_1, b_2 \geq 1$. CBDP is defined as: $\begin{matrix} \boxed{\geq 1} & 1 & \overset{\frac{8}{5}}{\curvearrowright} -1 & \overset{\frac{8}{5}}{\curvearrowleft} 2 & \geq 1 \\ \geq 1 & 2 & -1 & 1 & \boxed{\geq 1} \end{matrix}$,

Case 1.2.2. $b_1 = -1, b_2 \geq 1$.

Case 1.2.2.1. If 2 is located below b_1 : $\begin{matrix} \boxed{\geq -1} & 1 & \overset{\frac{1}{5}}{\curvearrowright} -1 & \overset{\frac{7}{5}}{\curvearrowleft} 2 & \geq 1 \\ \geq 1 & 2 & 2 & -1 & 1 & \boxed{\geq 1} \end{matrix}$

Case 1.2.2.2. If 2 is located left of b_1 , we get the configuration $\begin{matrix} \geq 1 & 2 & \boxed{\geq -1} & 1 & -1 & 2 & \geq 1 \\ b_3 & \geq 1 & 1 & 2 & -1 & 1 & \boxed{\geq 1} \end{matrix}$. Now depending on b_3 , we consider:

Case 1.2.2.2.1. $b_3 \geq 1$. CBDP is defined as: $\begin{matrix} \geq 1 & 2 & \overset{\frac{4}{5}}{\curvearrowright} -1 & \overset{\frac{2}{5}}{\curvearrowleft} 1 & \overset{\frac{7}{5}}{\curvearrowright} -1 & \overset{\frac{9}{5}}{\curvearrowleft} 2 & \geq 1 \\ \boxed{\geq 1} & \geq 1 & 1 & 2 & -1 & 1 & \geq 1 \end{matrix}$,

Case 1.2.2.2.2. $b_3 = -1$. If 2 is located right of b_3 : $\begin{matrix} 1 & \overset{\frac{6}{5}}{\curvearrowright} 2 & \overset{\frac{4}{5}}{\curvearrowleft} -1 & \overset{\frac{2}{5}}{\curvearrowright} 1 & \overset{\frac{7}{5}}{\curvearrowleft} -1 & \overset{\frac{9}{5}}{\curvearrowright} 2 & \geq 1 \\ \boxed{-1} & 2 & 1 & 2 & -1 & 1 & \geq 1 \end{matrix}$

$$\begin{array}{cccccccc} & \overset{\frac{1}{5}}{\curvearrowright} & \overset{\frac{4}{5}}{\curvearrowright} & \overset{\frac{2}{5}}{\curvearrowright} & \overset{\frac{7}{5}}{\curvearrowright} & \overset{\frac{9}{5}}{\curvearrowright} & & \\ & 2 & 2 & -1 & 1 & -1 & 2 & \geq 1 \\ \text{If 2 is located above } b_3: & \boxed{-1} & 1 & 1 & 2 & -1 & 1 & \geq 1 \end{array}$$

$$\begin{array}{cccccccc} & \overset{\frac{6}{5}}{\curvearrowright} & \overset{\frac{1}{5}}{\curvearrowright} & \overset{1}{\curvearrowright} & \overset{\frac{4}{5}}{\curvearrowright} & \overset{\frac{2}{5}}{\curvearrowright} & \overset{\frac{7}{5}}{\curvearrowright} & \overset{\frac{9}{5}}{\curvearrowright} \\ & \geq 1 & 1 & 2 & -1 & 1 & -1 & 2 & \geq 1 \\ \text{If 2 is located left of } b_3: & \geq 1 & 2 & \boxed{-1} & 1 & 1 & 2 & -1 & 1 & \geq 1 \end{array}$$

Case 1.2.3. $b_1 \geq 1, b_2 = -1$. This case is symmetrical to the case Case 1.2.2.

Case 1.2.4. $b_1 = b_2 = -1$. Depending on position of 2s, which protect b_1 and b_2 , we distinguish three different non-symmetrical subcases:

Case 1.2.4.1. If 2's are located below b_1 and above b_2 , we immediately have:

$$\begin{array}{ccccccc} & \overset{\frac{1}{5}}{\curvearrowright} & \overset{\frac{8}{5}}{\curvearrowright} & \overset{\frac{8}{5}}{\curvearrowright} & \overset{\frac{1}{5}}{\curvearrowright} & & \\ \boxed{-1} & 1 & -1 & 2 & 2 & & \\ & 2 & 2 & -1 & 1 & \boxed{-1} & \end{array}$$

$$\begin{array}{cccccccc} \text{Case 1.2.4.2.} & 2\text{'s are located left of } b_1 & \text{and above } b_2: \\ \geq 1 & 2 & \boxed{-1} & 1 & -1 & 2 & 2 & \end{array}$$

$$b_3 \geq 1 \quad 1 \quad 2 \quad -1 \quad 1 \quad \boxed{-1}$$

Case 1.2.4.2.1. If $b_3 \geq 1$, CBDP is defined as:

$$\begin{array}{cccccccc} & \overset{1}{\curvearrowright} & \overset{\frac{1}{5}}{\curvearrowright} & \overset{\frac{8}{5}}{\curvearrowright} & \overset{\frac{8}{5}}{\curvearrowright} & \overset{\frac{1}{5}}{\curvearrowright} & & \\ \geq 1 & 2 & -1 & 1 & -1 & 2 & 2 & \\ \boxed{\geq 1} & \geq 1 & 1 & 2 & -1 & 1 & -1 & \end{array}$$

Case 1.2.4.2.2. If $b_3 = -1$, we have three sub-variants, depending on the position of 2, which protects b_3 .

$$\begin{array}{cccccccc} & \overset{\frac{6}{5}}{\curvearrowright} & \overset{1}{\curvearrowright} & \overset{\frac{1}{5}}{\curvearrowright} & \overset{\frac{8}{5}}{\curvearrowright} & \overset{\frac{8}{5}}{\curvearrowright} & \overset{\frac{1}{5}}{\curvearrowright} & \\ & 1 & 2 & -1 & 1 & -1 & 2 & 2 \\ \text{If 2 is located right of } b_3: & \boxed{-1} & 2 & 1 & 2 & -1 & 1 & -1 \end{array}$$

$$\begin{array}{cccccccc} & \overset{\frac{1}{5}}{\curvearrowright} & \overset{1}{\curvearrowright} & \overset{\frac{1}{5}}{\curvearrowright} & \overset{\frac{8}{5}}{\curvearrowright} & \overset{\frac{8}{5}}{\curvearrowright} & \overset{\frac{1}{5}}{\curvearrowright} & \\ & 2 & 2 & -1 & 1 & -1 & 2 & 2 \\ \text{If 2 is located above } b_3: & \boxed{-1} & 1 & 1 & 2 & -1 & 1 & -1 \end{array}$$

$$\begin{array}{cccccccc} & \overset{\frac{6}{5}}{\curvearrowright} & \overset{\frac{2}{5}}{\curvearrowright} & \overset{\frac{4}{5}}{\curvearrowright} & \overset{1}{\curvearrowright} & \overset{\frac{1}{5}}{\curvearrowright} & \overset{\frac{8}{5}}{\curvearrowright} & \overset{\frac{8}{5}}{\curvearrowright} & \overset{\frac{1}{5}}{\curvearrowright} \\ & \geq 1 & 1 & 2 & -1 & 1 & -1 & 2 & 2 \\ \text{If 2 is located left of } b_3: & \geq 1 & 2 & \boxed{-1} & 1 & 1 & 2 & -1 & 1 & -1 \end{array}$$

Case 1.2.4.3. 2's are located left of b_1 and right of b_2 :

$$\begin{array}{cccccccc} \geq 1 & 2 & \boxed{-1} & 1 & -1 & 2 & 1 & \geq 1 & b_4 \\ b_3 & \geq 1 & 1 & 2 & -1 & 1 & \boxed{-1} & 2 & \geq 1 \end{array}.$$

Note that for this case, there is a symmetry with respect to the column $\begin{array}{c} -1 \\ -1 \end{array}$. This implies that, in this case, it suffices to describe the CBDP only for the columns to the left of this one. Consequently, we can apply the same types of CBDPs as described in the previous case.

Case 2. CBDP for the interior column $\begin{array}{c} -1 \\ 1 \end{array}$. The following configuration is formed:

$$\begin{array}{ccc} -1 & 2 & \geq 1 \\ 1 & \geq 1 & b_5 \end{array}.$$

Case 2.1. $b_5 \geq 1$. CBDP is defined as:

$$\begin{array}{ccc} & \overset{\frac{6}{5}}{\curvearrowright} & \\ -1 & 2 & \geq 1 \\ 1 & \geq 1 & \boxed{\geq 1} \end{array},$$

Case 2.2. $b_5 = -1$. We have three subcases, which are immediately solved as follows.

Case 2.2.1. 2 is located left of b_5 :

$$\begin{array}{ccc} & \overset{\frac{6}{5}}{\curvearrowright} & \overset{\frac{6}{5}}{\curvearrowright} \\ -1 & 2 & 1 \\ 1 & 2 & \boxed{-1} \end{array}$$

Case 2.2.2. 2 is located above b_5 :

$$\begin{array}{ccc} & \overset{\frac{6}{5}}{\curvearrowright} & \overset{\frac{1}{5}}{\curvearrowright} \\ -1 & 2 & 2 \\ 1 & 1 & \boxed{-1} \end{array}$$

Case 2.2.3. 2 is located right of b_5 :

$$\begin{array}{ccccccc} & \overset{\frac{6}{5}}{\curvearrowright} & \overset{\frac{3}{5}}{\curvearrowright} & \overset{\frac{3}{5}}{\curvearrowright} & \overset{\frac{6}{5}}{\curvearrowright} & & \\ -1 & 2 & 1 & \geq 1 & & & \\ 1 & 1 & \boxed{-1} & 2 & \geq 1 & & \end{array}$$

Case 3. CBDP for the interior column $\begin{array}{c} -1 \\ 2 \end{array}$. In this case the configuration is as

follows: $\begin{array}{ccc} b_6 & -1 & b_7 \\ \geq 1 & 2 & \geq 1 \end{array};$

The values $b_6 = -1$ and $b_7 = -1$ cannot occur simultaneously, as this violates condition C3 from Definition 1 for the vertex between them. Furthermore, the CBDP corresponding to the case where $b_6 = -1$ and $b_7 \geq 1$ is reduced to the CBDP for the type (a) column $\begin{array}{c} -1 \\ 2 \end{array}$, because this column can be only charged by the neighboring columns from its right-hand side. Due to symmetry, the same argument applies to the CBDP for the case $b_6 \geq 1$ and $b_7 = -1$. Therefore, the only remaining course of action is to outline the CBDP for the case where $b_6 = b_7 = 1$:

Case 3.1. $b_6 = b_7 = 1$. This situation gives the configuration $b_8 \quad 1 \quad -1 \quad 1 \quad b_{10}$, that generates 9 subcases, depending on the values $b_9 \geq 1 \quad 2 \geq 1 \quad b_{11}$, $b_8 + b_9$ and $b_{10} + b_{11}$. Let us analyze one by one.

Case 3.1.1. $b_8 + b_9 \geq 1$ and $b_{10} + b_{11} \geq 1$. CBDP is defined as:

$$\begin{array}{ccccccc} \overset{\frac{1}{5}}{\curvearrowright} & & \overset{\frac{1}{5}}{\curvearrowright} & & \overset{\frac{1}{5}}{\curvearrowright} & & \\ b_8 & 1 & -1 & 1 & b_{10} & & \\ b_9 & \geq 1 & 2 & \geq 1 & b_{11} & & \end{array},$$

Case 3.1.2. $b_8 + b_9 \geq 1$ and $b_{10} + b_{11} = 0$. We have three variants, which are resolved as follows.

Case 3.1.2.1. $b_{10} = -1, b_{11} = 1$: $b_8 \quad 1 \quad -1 \quad 1 \quad \boxed{-1}$ Note that the
 $b_9 \geq 1 \quad 2 \quad 2^* \quad \boxed{1}$

label 2, here and after marked with the asterisk sign, is forced because of the condition (C3) from Definition 1 for the vertex above it.

Case 3.1.2.2. $b_{10} = 1, b_{11} = -1$, 2 is located left of b_{11} :

$$\begin{array}{ccccccc} \overset{\frac{1}{5}}{\curvearrowright} & & \overset{\frac{1}{5}}{\curvearrowright} & & \overset{\frac{6}{5}}{\curvearrowright} & & \\ b_8 & 1 & -1 & 1 & \boxed{1} & & \\ b_9 & \geq 1 & 2 & 2 & \boxed{-1} & & \end{array}$$

Case 3.1.2.3. $b_{10} = 1, b_{11} = -1$, 2 is located right of b_{11} :

$$\begin{array}{ccccccc} \overset{\frac{1}{5}}{\curvearrowright} & & \overset{\frac{1}{5}}{\curvearrowright} & & \overset{\frac{4}{5}}{\curvearrowright} & \overset{\frac{2}{5}}{\curvearrowright} & \overset{\frac{6}{5}}{\curvearrowright} \\ b_8 & 1 & -1 & 1 & \boxed{1} & \geq 1 & \\ b_9 & \geq 1 & 2 & 1 & \boxed{-1} & 2 & \geq 1 \end{array}$$

Case 3.1.3. $b_8 + b_9 \geq 1$ and $b_{10} + b_{11} = -2$. Now, we have a configuration:

$$\begin{array}{ccccccc} \overset{\frac{1}{5}}{\curvearrowright} & & \overset{\frac{1}{5}}{\curvearrowright} & & & & \\ b_8 & 1 & -1 & 1 & \boxed{-1} & 2 & \geq 1 ; \\ b_9 & \geq 1 & 2 & 2^* & \boxed{-1} & 1 & b_{12} \end{array}$$

Depending on the value of b_{12} , we have the following sub-variants:

Case 3.1.3.1. $b_{12} \geq 1$. We immediately have:

$$\begin{array}{ccccccc} \overset{\frac{1}{5}}{\curvearrowright} & & \overset{\frac{1}{5}}{\curvearrowright} & & \overset{\frac{8}{5}}{\curvearrowright} & \overset{\frac{8}{5}}{\curvearrowright} & \\ b_8 & 1 & -1 & 1 & -1 & 2 & \geq 1 \\ b_9 & \geq 1 & 2 & 2^* & -1 & 1 & \boxed{\geq 1} \end{array},$$

Case 3.1.3.2. $b_{12} = -1$. Depending on the position of 2, which protects b_{12} , we have

Case 3.1.3.2.1. 2 is located above b_{12} :
$$\begin{array}{cccccccc} & \overset{\frac{1}{5}}{\curvearrowright} & & \overset{\frac{1}{5}}{\curvearrowright} & & \overset{\frac{8}{5}}{\curvearrowright} & \overset{\frac{8}{5}}{\curvearrowright} & \overset{\frac{1}{5}}{\curvearrowright} \\ b_8 & 1 & -1 & 1 & -1 & 2 & 2 & 2 \\ b_9 & \geq 1 & 2 & 2^* & -1 & 1 & \boxed{-1} & \end{array}$$

Case 3.1.3.2.2. 2 is located right of b_{12} :
$$\begin{array}{cccccccc} & \overset{\frac{1}{5}}{\curvearrowright} & & \overset{\frac{1}{5}}{\curvearrowright} & & \overset{\frac{8}{5}}{\curvearrowright} & \overset{\frac{8}{5}}{\curvearrowright} & \overset{\frac{1}{5}}{\curvearrowright} \\ b_8 & 1 & -1 & 1 & -1 & 2 & 1 & \geq 1 \\ b_9 & \geq 1 & 2 & 2^* & -1 & 1 & \boxed{-1} & 2 \geq 1 \end{array}$$
. Now, we have to analyze

the configuration, depending on the value of b_{13} .

Case 3.1.3.2.2.1. $b_{13} \geq 1$. We immediately have

$$\begin{array}{cccccccc} & \overset{\frac{1}{5}}{\curvearrowright} & & \overset{\frac{1}{5}}{\curvearrowright} & & \overset{\frac{8}{5}}{\curvearrowright} & \overset{\frac{8}{5}}{\curvearrowright} & \overset{\frac{1}{5}}{\curvearrowright} \\ b_8 & 1 & -1 & 1 & -1 & 2 & 1 & \geq 1 \\ b_9 & \geq 1 & 2 & 2^* & -1 & 1 & -1 & 2 \geq 1 \end{array} \quad \boxed{\geq 1}$$

Case 3.1.3.2.2.2. $b_{13} = -1$. We have three sub-variants:

If 2 is located left of b_{13} :
$$\begin{array}{cccccccc} & \overset{\frac{1}{5}}{\curvearrowright} & & \overset{\frac{1}{5}}{\curvearrowright} & & \overset{\frac{8}{5}}{\curvearrowright} & \overset{\frac{8}{5}}{\curvearrowright} & \overset{\frac{1}{5}}{\curvearrowright} \\ b_8 & 1 & -1 & 1 & -1 & 2 & 1 & 2 \\ b_9 & \geq 1 & 2 & 2^* & -1 & 1 & -1 & 2 \end{array} \quad \boxed{-1}$$

If 2 is located below b_{13} :
$$\begin{array}{cccccccc} & \overset{\frac{1}{5}}{\curvearrowright} & & \overset{\frac{1}{5}}{\curvearrowright} & & \overset{\frac{8}{5}}{\curvearrowright} & \overset{\frac{8}{5}}{\curvearrowright} & \overset{\frac{1}{5}}{\curvearrowright} \\ b_8 & 1 & -1 & 1 & -1 & 2 & 1 & 1 \\ b_9 & \geq 1 & 2 & 2^* & -1 & 1 & -1 & 2 \end{array} \quad \boxed{-1}$$

If 2 is located right of b_{13} :
$$\begin{array}{cccccccc} & \overset{\frac{1}{5}}{\curvearrowright} & & \overset{\frac{1}{5}}{\curvearrowright} & & \overset{\frac{8}{5}}{\curvearrowright} & \overset{\frac{8}{5}}{\curvearrowright} & \overset{\frac{1}{5}}{\curvearrowright} \\ b_8 & 1 & -1 & 1 & -1 & 2 & 1 & 1 \\ b_9 & \geq 1 & 2 & 2^* & -1 & 1 & -1 & 2 \end{array} \quad \boxed{-1} \quad 2 \geq 1$$

Case 3.1.4. $b_8 + b_9 = 0$, $b_{10} + b_{11} \geq 1$;

This case is symmetrical to Case 3.1.2.

Case 3.1.5. $b_8 + b_9 = 0 = b_{10} + b_{11}$. Now we have 4 subcases.

Case 3.1.5.1. $b_8 = b_{10} = -1$, $b_9 = b_{11} = 1$:
$$\begin{array}{cccc} \boxed{-1} & 1 & -1 & 1 \\ \boxed{1} & 2^* & 2 & 2^* \end{array} \quad \boxed{1}$$

Case 3.1.5.2. $b_8 = b_{11} = -1$, $b_9 = b_{10} = 1$. We distinguish two sub-variants.

Case 3.1.5.2.1. 2 is located left of b_{11} :
$$\begin{array}{cccc} \boxed{-1} & 1 & -1 & 1 \\ \boxed{1} & 2^* & 2 & 2 \end{array} \quad \boxed{-1}$$

Case 3.1.5.2.2. 2 is located right of b_{11} :

$$\begin{array}{cccccccc}
\boxed{-1} & & 1 & & -1 & & 1 & & \boxed{1} & & \geq 1 \\
\boxed{1} & & 2^* & & 2 & & 1 & & \boxed{-1} & & 2 & & \geq 1
\end{array}$$

Case 3.1.5.3. $b_8 = b_{11} = 1, b_9 = b_{10} = -1$. Again, we distinguish two sub-variants.

Case 3.1.5.3.1 2 is located right of b_9 :

$$\begin{array}{cccccccc}
\boxed{1} & & 1 & & -1 & & 1 & & \boxed{-1} \\
\boxed{-1} & & 2 & & 2 & & 2^* & & \boxed{1}
\end{array}$$

Case 3.1.5.3.2 2 is located left of b_9 :

$$\begin{array}{cccccccc}
\geq 1 & & \boxed{1} & & 1 & & -1 & & 1 & & \boxed{-1} \\
\geq 1 & & 2 & & \boxed{-1} & & 1 & & 2 & & 2^* & & \boxed{1}
\end{array}$$

Case 3.1.5.4. $b_8 = b_{10} = 1, b_9 = b_{11} = -1$. We distinguish four sub-variants.

Case 3.1.5.4.1. Twos are located right of b_9 and left of b_{11} :

$$\begin{array}{cccccccc}
\boxed{1} & & 1 & & -1 & & 1 & & \boxed{1} \\
\boxed{-1} & & 2 & & 2 & & 2 & & \boxed{-1}
\end{array}$$

Case 3.1.5.4.2. Twos are located left of b_9 and left of b_{11} :

$$\begin{array}{cccccccc}
\geq 1 & & \boxed{1} & & 1 & & -1 & & 1 & & \boxed{1} \\
\geq 1 & & 2 & & \boxed{-1} & & 1 & & 2 & & 2 & & \boxed{-1}
\end{array}$$

Case 3.1.5.4.3. Twos are located left of b_9 and right of b_{11} :

$$\begin{array}{cccccccc}
\geq 1 & & \boxed{1} & & 1 & & -1 & & 1 & & \boxed{1} & & \geq 1 \\
\geq 1 & & 2 & & \boxed{-1} & & 1 & & 2 & & 1 & & \boxed{-1} & & 2 & & \geq 1
\end{array}$$

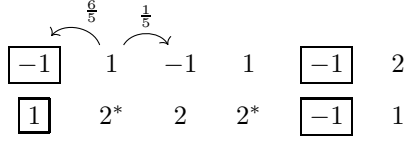
Case 3.1.5.4.4. Twos are located right of b_9 and right of b_{11} :

$$\begin{array}{cccccccc}
\boxed{1} & & 1 & & -1 & & 1 & & \boxed{1} & & \geq 1 \\
\boxed{-1} & & 2 & & 2 & & 1 & & \boxed{-1} & & 2 & & \geq 1
\end{array}$$

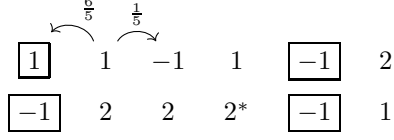
Case 3.1.6. $b_8 + b_9 = 0, b_{10} + b_{11} = -2$;

In this case, for the columns to the right of column $\begin{array}{c} -1 \\ 2 \end{array}$ we apply the same types of CBDP as described in Case 3.1.3. Therefore, it suffices to provide the CBDP for the columns to the left of column $\begin{array}{c} -1 \\ 2 \end{array}$, and we get three sub-variants, which can be immediately resolved as follows.

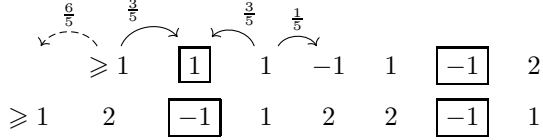
Case 3.1.6.1. $b_8 = b_{10} = b_{11} = -1, b_9 = 1.$



Case 3.1.6.2. $b_8 = 1, b_9 = b_{10} = b_{11} = -1, 2$ is located right of $b_9.$



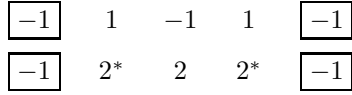
Case 3.1.6.3. $b_8 = 1, b_9 = b_{10} = b_{11} = -1, 2$ is located left of $b_9.$



Case 3.1.7. $b_8 + b_9 = -2, b_{10} + b_{11} \geq 1.$ This case is symmetrical to Case 3.1.3.

Case 3.1.8. $b_8 + b_9 = -2, b_{10} + b_{11} = 0.$ This case is symmetrical to Case 3.1.6.

Case 3.1.9. $b_8 + b_9 = b_{10} + b_{11} = -2.$



Once again, for the columns to the right of column $\begin{array}{c} -1 \\ 2 \end{array}$, we apply the same types

of CBDP as outlined in Case 3.1.3. Note that in this case, column $\begin{array}{c} 1 \\ 2 \end{array}$, as a right-

adjacent column to column $\begin{array}{c} -1 \\ 2 \end{array}$, has an excess charge of $\frac{1}{5}$, which allows us to apply

the same CBDP schemes described in Case 3.1.3, to define CBDP for the “left” portion of the graph.

Finally, after examining all possible cases, we conclude that a proper CBDP can be achieved, resulting in a charge of at least $\frac{6}{5}$ on each column. As stated in the main part of the paper at the conclusion of the proof of Theorem 3, this leads us to the inequality $f(V(L_n)) \geq \lceil \frac{6n}{5} \rceil$.

Appendix B Detailed Analysis of Alternating Chains and Triplet Construction of Theorem 5

In the main body of the paper (proof of Theorem 5), we introduced the family \mathcal{C} consisting of all alternating chains of maximal length with endpoints labeled -1, where neither endpoint has an adjacent vertex labeled with 1 outside of the chain. The process of ensuring the existence of a vertex labeled with 1 for each chain was briefly

outlined. Here, we provide a comprehensive examination of the specific configurations and methods used to resolve these chains.

For each alternating chain $-1\ 1\ -1\ \dots\ -1\ 1\ -1 \in \mathcal{C}$, the goal is to assign a label 1 from a source external to the chain to construct valid triplets while maintaining the integrity of the labeling.

Before we dive into details of the proper constructions, three general observations can be made:

- O1. The endpoints of chain from \mathcal{C} do not correspond to labels in the middle row of the grid graph, since vertices in V_{-1} that belong to the middle row must have at least 2 neighbors from V_1 .
- O2. The chain from \mathcal{C} cannot be placed in such a way that two consecutive -1 s in this chain appear as diagonally placed labels in the graph. Indeed, the only non-symmetrical feasible labeling of the graph with this configuration is

$$\begin{array}{ccccccc} & 2 & -1 & \boxed{1} & 2 & & \\ \dots & \geq 1 & \boxed{1} & -1 & \dots & & \end{array}$$

However, since the endpoint of the given

$$\begin{array}{ccc} & & \geq 1 \\ & & \geq 1 \end{array}$$

alternating chain is adjacent to two labels 1 (boxed in the previous scheme), this chain does not belong to the family \mathcal{C} .

- O3. If the alternating chain, ending with a triplet which forms a column $\begin{array}{c} -1 \\ 1 \\ -1 \end{array}$, is

adjacent to a column $\begin{array}{c} 2 \\ \geq 1 \\ 2 \end{array}$, then label 1 from one of the three mentioned source

types can be found in the immediate neighborhood. Indeed, the list of all non-symmetrical feasible labelings containing $\begin{array}{cc} -1 & 2 \\ 1 & \geq 1 \\ -1 & 2 \end{array}$ is given by:

$$\begin{array}{cccc} -1 & 2 & & \geq 1 \\ 1 & \boxed{\geq 1} & & \geq 1 \text{ (the boxed label is Source 1 type of label),} \\ -1 & 2 & & \geq 1 \\ -1 & 2 & 1 & \geq 1 \\ 1 & 2 & -1 & \text{(the boxed label is Source 2 type of label),} \\ -1 & 2 & \boxed{1} & \geq 1 \\ -1 & 2 & 1 & -1 & 2 \\ 1 & 2 & -1 & 1 & \geq 1 \text{ (the boxed label is Source 3 type of label),} \\ -1 & 2 & \boxed{1} & & \geq 1 \end{array}$$

$$\begin{array}{ccccccc}
-1 & 2 & 2 & & & & \\
1 & \boxed{1} & -1 & & & & \text{(the boxed label is Source 2 type of label),} \\
-1 & 2 & 1 & \geq 1 & & & \\
-1 & 2 & 2 & \geq 1 & & & \\
1 & \boxed{1} & -1 & 1 & \geq 1 & & \text{(the boxed label is Source 3 type of label),} \\
-1 & 2 & 1 & -1 & 2 & & \\
-1 & 2 & 1 & \geq 1 & & & \\
1 & \boxed{1} & -1 & 2 & & & \text{(the boxed label is Source 2 type of label).} \\
-1 & 2 & 1 & \geq 1 & & &
\end{array}$$

The similar procedure can be applied for any alternating chain with endpoint $\begin{array}{c} 2 \\ \geq 1 \\ 2 \end{array}$ which is adjacent to a column $\begin{array}{c} 2 \\ \geq 1 \\ 2 \end{array}$.

Now, we describe the appending procedure by examining five cases representing characteristic configurations of chains in \mathcal{C} . Let $l(C)$ denote the length of the chain C . In the following schemes, and for the remainder of the proof, the considered chain is highlighted in bold.

Case 1. The entire chain $C \in \mathcal{C}$ is located either in the first row or the third row of the graph labeling. Due to the symmetry, it is sufficient to assume that C is located in the first row. We distinguish three possible cases.

Case 1.1. Endpoints of C are in the first and last column of the graph labeling (which is possible only for an odd number of columns).

$$\begin{array}{cccccccc}
-1 & \mathbf{1} & -1 & \mathbf{1} & \dots & -1 & \mathbf{1} & -1 \\
2 & 2 & 2 & 2 & \dots & 2 & 2 & 2 ; \\
\geq 1 & a_1 & \geq 1 & a_2 & \dots & \geq 1 & a_{\lfloor \frac{n}{2} \rfloor} & \geq 1
\end{array}$$

Case 1.1.1. $a_i \geq 1$ for at least one $i \in \{1, \dots, \lfloor \frac{n}{2} \rfloor\}$. The label 2 directly above label a_i is a Source 1 type label that can append the chain C .

Case 1.1.2. $a_i = -1$ for all $i \in \{1, \dots, \lfloor \frac{n}{2} \rfloor\}$.

$$\begin{array}{cccccccc}
-1 & \mathbf{1} & -1 & \mathbf{1} & \dots & -1 & \mathbf{1} & -1 \\
2 & 2 & 2 & 2 & \dots & 2 & 2 & 2 , \text{ and the boxed label is a Source 3} \\
\boxed{1} & -1 & 1 & -1 & \dots & 1 & -1 & 1
\end{array}$$

type of label that can be added to the chain C . Notice that this configuration corresponds to the construction of a valid PLSRD function, which was initially presented at the beginning of the proof for the upper bound.

Case 1.2 Exactly one endpoint of C is in the leftmost (or rightmost) column of the graph. Depending on the position of label two which protects the last -1 in the chain, we distinguish two subcases.

Case 1.2.1 2 is positioned to the right of the last -1.

$$\begin{array}{cccccccccccc}
-1 & 1 & -1 & 1 & \dots & 1 & -1 & 1 & -1 & 2 & & \\
2 & 2 & 2 & 2 & \dots & 2 & 2 & 2 & -1 & 1 & \dots & \\
\geq 1 & a_1 & \geq 1 & a_2 & \dots & a_{\lfloor \frac{l(C)}{2} \rfloor - 1} & \geq 1 & \boxed{\geq 1} & 1 & & &
\end{array}$$

The boxed label is a Source 1 type of label that can be appended the chain C .

Case 1.2.2.2 2 is located below the last -1.

$$\begin{array}{cccccccccccc}
-1 & 1 & -1 & 1 & \dots & -1 & 1 & -1 & -1 & & & \\
2 & 2 & 2 & 2 & \dots & 2 & 2 & 2 & \dots & & & \\
\geq 1 & a_1 & \geq 1 & a_2 & \dots & \geq 1 & a_{\lfloor \frac{l(C)}{2} \rfloor} & \geq 1 & & & &
\end{array}$$

Case 1.2.2.1 If $a_i \geq 1$ for at least one $i \in \{1, \dots, \lfloor \frac{l(C)}{2} \rfloor\}$, then the label 2 directly above label a_i is a Source 1 type label that can be appended to the chain C .

Case 1.2.2.2 Each $a_i = -1$, $i \in \{1, \dots, \lfloor \frac{l(C)}{2} \rfloor\}$. This results in the following configuration.

$$\begin{array}{cccccccccccc}
-1 & 1 & -1 & 1 & \dots & -1 & 1 & -1 & -1 & & & \\
2 & 2 & 2 & 2 & \dots & 2 & 2 & 2 & & \dots & & \\
1 & -1 & 1 & -1 & \dots & 1 & -1 & 1 & b & & &
\end{array}$$

Depending on the value b we have two new subcases.

Case 1.2.2.2.1 $b \geq 1$.

$$\begin{array}{cccccccccccc}
-1 & 1 & -1 & 1 & \dots & -1 & 1 & -1 & -1 & & & \\
2 & 2 & 2 & 2 & \dots & 2 & 2 & 2 & & \dots & & \\
\boxed{1} & -1 & 1 & -1 & \dots & 1 & -1 & 1 & \geq 1 & & &
\end{array}$$

The boxed label is Source 3 type label that can be appended to the chain C .

Case 1.2.2.2.1 $b = -1$. From the scheme below, it can be easily observed that another alternating “L-shaped” chain appears, containing equal number of -1s and 1s. The endpoints of this chain are marked with an asterisk (*). Consequently, in this case, we can apply the general observation O3 and conclude that the label 1 can be identified immediately to the right of the last column on the right hand side.

$$\begin{array}{cccccccccccc}
-1 & 1 & -1 & 1 & \dots & -1 & 1 & -1 & -1^* & 2 & & \\
2 & 2 & 2 & 2 & \dots & 2 & 2 & 2 & 1 & \geq 1 & \dots & \\
1^* & -1 & 1 & -1 & \dots & 1 & -1 & 1 & -1 & 2 & &
\end{array}$$

Case 1.3. Neither endpoint of C is in the leftmost (or rightmost) column of the graph. Depending on the location of 2s which protect the endpoints of C , we distinguish 2 cases.

Case 1.3.1 At least one endpoint is protected by a label 2 located in the first row. WLOG, assume that the left -1 is protected by a label 2 positioned to its left.

$$\begin{array}{cccccccccccc}
2 & -1 & 1 & -1 & 1 & \dots & -1 & 1 & -1 & & & \\
\dots & -1 & 2 & 2 & 2 & \dots & 2 & 2 & b & \dots & & \\
\geq 1 & \boxed{\geq 1} & \geq 1 & a_2 & \dots & \geq 1 & a_{\lfloor \frac{l(C)}{2} \rfloor} & & & & &
\end{array}$$

and the boxed label is a Source 1 type label that can be appended to the chain C .

Case 1.3.2 Both endpoints are protected with 2 located below each of them.

$$\begin{array}{cccccccccccc}
& -1 & -1 & 1 & -1 & 1 & \dots & -1 & 1 & -1 & -1 & \\
\dots & & 2 & 2 & 2 & 2 & \dots & 2 & 2 & 2 & & \dots \\
& & \geq 1 & a_1 & \geq 1 & a_2 & \dots & \geq 1 & a_{\lfloor \frac{l(C)}{2} \rfloor} & & &
\end{array}$$

Case 1.3.2.1 $a_i \geq 1$ for at least one $i \in \{1, \dots, \lfloor \frac{l(C)}{2} \rfloor\}$.

The label 2 directly above label a_i is a Source 1 type label that can be appended the chain C .

Case 1.3.2.2 $a_i = -1$ for all $i \in \{1, \dots, \lfloor \frac{l(C)}{2} \rfloor\}$.

$$\begin{array}{cccccccccccc}
& -1 & -1 & 1 & -1 & 1 & \dots & -1 & 1 & -1 & -1 & \\
\dots & & 2 & 2 & 2 & 2 & \dots & 2 & 2 & 2 & & \dots \\
& b_1 & 1 & -1 & 1 & -1 & \dots & -1 & -1 & 1 & b_2 &
\end{array}$$

Depending on the values of b_1 and b_2 , we have three non symmetric sub-variants.

Case 1.3.2.2.1 $b_1, b_2 \geq 1$.

$$\begin{array}{cccccccccccc}
& -1 & -1 & 1 & -1 & 1 & \dots & -1 & 1 & -1 & -1 & \\
\dots & & 2 & 2 & 2 & 2 & \dots & 2 & 2 & 2 & & \dots \\
& \geq 1 & \boxed{1} & -1 & 1 & -1 & \dots & -1 & -1 & 1 & \geq 1 &
\end{array}$$

The boxed label is Source 3 type label that can be appended the chain C .

Case 1.3.2.2.2 $b_1 \geq 1, b_2 = -1$, we get

$$\begin{array}{cccccccccccc}
& -1 & -1 & 1 & -1 & 1 & \dots & -1 & 1 & -1 & -1 & 2 \\
\dots & & 2 & 2 & 2 & 2 & \dots & 2 & 2 & 2 & 1 & \geq 1 & \dots \\
& \geq 1 & 1 & -1 & 1 & -1 & \dots & -1 & -1 & 1 & -1 & 2
\end{array}$$

where general observation O3 can be applied. The same conclusion applies for $b_1 = -1, b_2 \geq 1$.

Case 1.3.2.2.3 $b_1 = b_2 = -1$.

$$\begin{array}{cccccccccccc}
& 2 & -1 & -1 & 1 & -1 & 1 & \dots & -1 & 1 & -1 & -1 & 2 \\
\dots & \geq 1 & 1 & 2 & 2 & 2 & 2 & \dots & 2 & 2 & 2 & 1 & \geq 1 & \dots \\
& 2 & -1 & 1 & -1 & 1 & -1 & \dots & -1 & -1 & 1 & -1 & 2
\end{array}$$

and general observation O3 can be applied on both sides of the chain C .

Case 2. The chain $C \in \mathcal{C}$ contains a \sqcup shaped subchain C' . Let $l(C')$ denote the length of subchain C' . The subchain C' of the chain C is as follows:

$$\begin{array}{cccccccccccc}
& -1 & a_1 & & a_2 & & \dots & & a_{\lfloor \frac{l(C')-4}{2} \rfloor} & & -1 & \\
\dots & 1 & 2 & 2 & 2 & 2 & \dots & 2 & 2 & 2 & 1 & \dots \\
& -1 & 1 & -1 & 1 & -1 & \dots & -1 & 1 & -1 & &
\end{array}$$

Case 2.1. $a_i \geq 1$ for at least one $i \in \{1, \dots, \lfloor \frac{l(C')-4}{2} \rfloor\}$. The label 2 directly below label a_i is a Source 1 type label that can be appended to the chain C .

Case 2.2. $a_i = -1$ for all $i \in \{1, \dots, \lfloor \frac{l(C')-4}{2} \rfloor\}$

$$\begin{array}{cccccccccccc}
& 2 & -1 & -1^* & 1 & -1 & 1 & \dots & 1 & -1^* & -1 & 2 \\
\dots & \geq 1 & 1 & 2 & 2 & 2 & 2 & \dots & 2 & 2 & 1 & \geq 1 & \dots \\
& 2 & -1 & 1 & -1 & 1 & -1 & \dots & -1 & 1 & -1 & 2
\end{array}$$

and general observation O3 can be applied to both sides of the chain C (one application for chain C and the other for the \mathcal{C} -chain located in the first row of the graph, with the endpoints marked with the asterisk sign '*').

Case 3. The chain $C \in \mathcal{C}$ is L-shaped

We distinguish two different configurations.

Case 3.1. The chain spans to the end of graph.

$$\begin{array}{cccccccc} -1 & a_1 & \geq 1 & a_2 & & \geq 1 & a_q & \geq 1 \\ \dots & 1 & 2 & 2 & 2 & \dots & 2 & 2 & 2 \\ & -1 & 1 & -1 & 1 & & -1 & 1 & -1 \end{array}$$

Case 3.1.1. $a_i \geq 1$ for at least one $i \in \{1, \dots, q\}$. Then, the label 2 directly below label a_i is a Source 1 type label that can be appended to the chain C .

Case 3.1.2. $a_i = -1$ for all $i \in \{1, \dots, q\}$.

$$\begin{array}{cccccccc} 2 & -1 & -1 & 1 & -1 & & 1 & -1 & 1 \\ \dots & \geq 1 & 1 & 2 & 2 & 2 & \dots & 2 & 2 & 2 \end{array} \quad \text{and general obser-}$$

$$\begin{array}{cccccccc} 2 & -1 & 1 & -1 & 1 & & -1 & 1 & -1 \end{array}$$

vation O3 can be applied on the left side of the chain C .

Case 3.2. There are columns right to the end of the chain.

$$\begin{array}{cccccccc} -1 & a_1 & \geq 1 & a_2 & & \geq 1 & a_q & \geq 1 & a_{q+1} \\ \dots & 1 & 2 & 2 & 2 & \dots & 2 & 2 & 2 & \dots \\ & -1 & 1 & -1 & 1 & & -1 & 1 & -1 & -1 \end{array}$$

Case 3.2.1. If $a_i \geq 1$ for at least one $i \in \{1, \dots, q\}$. Then, the label 2 directly below label a_i is a Source 1 type label that can be appended to the chain C .

Case 3.2.2. $a_i = -1$ for all $i \in \{1, \dots, q\}$.

$$\begin{array}{cccccccc} 2 & -1 & -1 & 1 & -1 & & 1 & -1 & 1 & a_{q+1} \\ \dots & \geq 1 & 1 & 2 & 2 & 2 & \dots & 2 & 2 & 2 & \dots \end{array}$$

$$\begin{array}{cccccccc} 2 & -1 & 1 & -1 & 1 & & -1 & 1 & -1 & -1 \end{array}$$

Case 3.2.2.1. $a_{q+1} \geq 1$. We again apply general observation O3 on the left side of the chain C .

Case 3.2.2.2. $a_{q+1} = -1$.

$$\begin{array}{cccccccc} 2 & -1 & -1^* & 1 & -1 & & 1 & -1 & 1 & -1 & 2 \\ \dots & \geq 1 & 1 & 2 & 2 & 2 & \dots & 2 & 2 & 2 & 1 & \geq 1 & \dots \end{array}$$

$$\begin{array}{cccccccc} 2 & -1 & 1 & -1 & 1 & & -1 & 1 & -1 & -1^* & 2 \end{array}$$

and general observation O3 can be applied to both sides of the chain C (one application for chain C and the other for the other ‘‘L-shaped’’ chain from \mathcal{C} , with the endpoints marked with the asterisk sign ‘*’)

Case 4. The chain $C \in \mathcal{C}$ is of the shape \perp . This configuration is easy to resolve, as shown below.

$$\begin{array}{cccc} -1 & 1 & -1 & 2 & \geq 1 \\ \dots & & & 1 & \boxed{2} & 2 & \dots \\ & & & 2 & -1 & 1 & -1 & 1 & -1 \end{array}$$

The boxed label 2 is a Source 1 type label that can be appended to the chain C .

Case 5. The chain $C \in \mathcal{C}$ is positioned within a single column of the graph labeling,

i.e., the chain C is of length 3 and is represented by a column $\begin{array}{c} -1 \\ 1 \\ -1 \end{array}$.

Case 5.1. 2s are on the same side of -1 s. In this case, the following configuration is forced:

$$\begin{array}{cccc}
2 & -1 & -1 & 2 \\
\geq 1 & 1 & 1 & \geq 1 ; \\
2 & -1 & -1 & 2
\end{array}$$

From the scheme, it can be easily observed that general observation O3 is applied to both sides – one application for chain C and the other for the adjacent $\begin{array}{c} -1 \\ 1 \\ -1 \end{array}$ C -chain.

Case 5.2. 2s are on the opposite sides of -1 s. The following configuration is formed:

$$\begin{array}{ccccccc}
-1 & -1 & 2 & \geq 1 & a_1 & & \\
\geq 1 & 1 & \geq 1 & \geq 1 & b_1 & & \\
2 & -1 & -1 & \geq 1 & & &
\end{array}$$

Depending on values a_1 and b_1 , we distinguish two subcases.

Case 5.2.1. $a_1 \geq 1$ or $b_1 \geq 1$. The label ≥ 1 , positioned to the left of a_1 (respectively to the left of b_1), represents a Source 1 type label that can be appended to the chain C .

Case 5.2.2. $a_1 = b_1 = -1$. We have two subcases.

Case 5.2.2.1. 2 is right from $b_1 = -1$, (b_1 is marked with asterisk sign '*').

$$\begin{array}{ccccccc}
-1 & -1 & 2 & \geq 1 & -1 & \geq 1 & \\
\geq 1 & 1 & \geq 1 & \boxed{1} & -1^* & 2 & \\
2 & -1 & -1 & \geq 1 & 1 & \geq 1 &
\end{array}$$

The boxed label is a Source 2 type label that can be appended to the chain C .

Case 5.2.2.2. 2 is left or below $b_1 = -1$, (b_1 is marked with asterisk sign '*').

$$\begin{array}{ccccccc}
-1 & -1 & 2 & \geq 1 & -1 & \geq 1 & \\
\geq 1 & 1 & \geq 1 & \geq 1 & -1^* & 1 & . \text{ We distinguish two new subcases.} \\
2 & -1 & -1 & \geq 1 & \geq 1 & c_1 &
\end{array}$$

Case 5.2.2.2.1. $c_1 \geq 1$, (c_1 is marked with asterisk sign '*').

$$\begin{array}{ccccccc}
-1 & -1 & 2 & \geq 1 & -1 & \geq 1 & \\
\geq 1 & 1 & \geq 1 & \geq 1 & -1 & 1 & b_2 ; \\
2 & -1 & -1 & \geq 1 & \geq 1 & \geq 1^* & a_2
\end{array}$$

Depending on values a_2 and b_2 , we have three sub-varaints.

Case 5.2.2.2.1.1. $a_2 \geq 1$ or $b_2 \geq 1$.

$$\begin{array}{ccccccc}
-1 & -1 & 2 & \geq 1 & -1 & \geq 1 & \\
\text{If } a_2 \geq 1: & \geq 1 & 1 & \geq 1 & \geq 1 & -1 & 1 & b_2 \\
& 2 & -1 & -1 & \geq 1 & \geq 1 & \boxed{\geq 1} & \geq 1
\end{array}$$

The boxed label is a Source 1 type label that can be appended to the chain C .

$$\begin{array}{ccccccc}
-1 & -1 & 2 & \geq 1 & -1 & \geq 1 & \\
\text{If } b_2 \geq 1: & \geq 1 & 1 & \geq 1 & \geq 1 & -1 & \boxed{1} & \geq 1 \\
& 2 & -1 & -1 & \geq 1 & \geq 1 & \geq 1 & a_2
\end{array}$$

The boxed label is a Source 2 type label that can be appended the chain C .

Case 5.2.2.2.1.2. $a_2 = b_2 = -1$.

If 2 is located right from $b_2 = -1$ (b_2 is marked with asterisk sign '*'), we get the configuration

$$\begin{array}{cccccccc} -1 & -1 & 2 & \geq 1 & -1 & \geq 1 & \boxed{1} & \geq 1 \\ \geq 1 & 1 & \geq 1 & \geq 1 & -1 & 1 & -1^* & 2 \\ 2 & -1 & -1 & \geq 1 & \geq 1 & \geq 1 & -1 & \end{array}$$

and the boxed label is a Source 3 type label that can be appended the chain C .

If 2 is located above $b_2 = -1$, we get

$$\begin{array}{cccccccc} -1 & -1 & 2 & \geq 1 & -1 & \geq 1 & 2 & \geq 1 \\ \geq 1 & 1 & \geq 1 & \geq 1 & -1 & 1 & -1^* & 1 \\ 2 & -1 & -1 & \geq 1 & \geq 1 & \geq 1 & -1 & \geq 1 \end{array}$$

Continuing with the described procedure, we obtain the alternating chain C' , placed in the central row of the graph labeling, starting with b_1 . Denote by b_m the other endpoint of chain C' . The label $b_m = -1$ cannot occupy the last column, as

neither of the columns $\begin{array}{c} -1 \\ -1 \\ * \end{array}$ nor $\begin{array}{c} * \\ -1 \\ -1 \end{array}$ can occupy the last column in a valid graph

labeling.

Depending on parity of m , we consider:

• m is even. We have the following configuration:

$$\begin{array}{cccccccccc} \geq 1 & -1 & \geq 1 & 2 & \geq 1 & & \geq 1 & \geq 1 & & \\ \dots & \geq 1 & -1 & 1 & -1 & 1 & \dots & 1 & -1 & d \\ \geq 1 & \geq 1 & \geq 1 & -1 & \geq 1 & & \geq 1 & -1 & & \end{array}$$

If $d = 2$:
$$\begin{array}{cccccccccc} & \geq 1 & -1 & \geq 1 & 2 & \geq 1 & & \geq 1 & \boxed{1} & \geq 1 \\ \dots & \geq 1 & -1 & 1 & -1 & 1 & \dots & 1 & -1 & 2 \\ & \geq 1 & \geq 1 & \geq 1 & -1 & \geq 1 & & \geq 1 & -1 & \end{array}$$

The boxed label is a Source 3 type label that can be appended to the chain C .

If $d = 1$:
$$\begin{array}{cccccccccc} \geq 1 & -1 & \geq 1 & 2 & \geq 1 & & \geq 1 & 2 & \geq 1 & \\ \dots & \geq 1 & -1 & 1 & -1 & 1 & \dots & 1 & -1 & \boxed{1} \geq 1 \\ \geq 1 & \geq 1 & \geq 1 & -1 & \geq 1 & & \geq 1 & -1 & \geq 1 & \end{array}$$

The boxed label is a Source 3 type label that can be appended to the chain C .

• m is odd. We have the following configuration:

$$\begin{array}{cccccccccc} \geq 1 & -1 & \geq 1 & 2 & \geq 1 & & \geq 1 & -1 & & \\ \dots & \geq 1 & -1 & 1 & -1 & 1 & \dots & 1 & -1 & e \\ \geq 1 & \geq 1 & \geq 1 & -1 & \geq 1 & & \geq 1 & \geq 1 & & \end{array}$$

If $e = 2$:
$$\begin{array}{cccccccccc} & \geq 1 & -1 & \geq 1 & 2 & \geq 1 & & \geq 1 & -1 & \\ \dots & \geq 1 & -1 & 1 & -1 & 1 & \dots & 1 & -1 & 2 \\ & \geq 1 & \geq 1 & \geq 1 & -1 & \geq 1 & & \geq 1 & \boxed{1} & \geq 1 \end{array}$$

The boxed label is a Source 3 type label that can be appended to the chain C .

$$\begin{array}{cccccccccccc} & & \geq 1 & -1 & \geq 1 & 2 & \geq 1 & & \geq 1 & -1 & \geq 1 & & \\ \text{If } e = 1: & \dots & \geq 1 & -1 & 1 & -1 & 1 & \dots & 1 & -1 & \boxed{1} & \geq 1 & \\ & & \geq 1 & \geq 1 & \geq 1 & -1 & \geq 1 & & \geq 1 & 2 & \geq 1 & & \end{array}$$

The boxed label is a Source 3 type label that can be appended to the chain C .

Case 5.2.2.2.2. $c_1 = -1$ (c_1 is marked with asterisk sign *).

$$\begin{array}{cccccccc} -1 & -1 & 2 & \geq 1 & -1 & \geq 1 & \geq 1 & a'_1 \\ \geq 1 & 1 & 1 & 2 & -1 & 1 & \geq 1 & b'_1 \cdot \\ 2 & -1 & -1 & 2 & 1 & -1^* & 2 & \end{array}$$

Case 5.2.2.2.2.1. $a'_1 \geq 1$ or $b'_1 \geq 1$. Then, at least one of the ≥ 1 placed to the left of a'_1 and b'_1 is a Source 1 type label that can be appended to the chain C .

Case 5.2.2.2.2.2. $a'_1 = b'_1 = -1$.

If 2 is located right to b'_1 (marked with asterisk), we get the configuration

$$\begin{array}{cccccccccccc} -1 & -1 & 2 & \geq 1 & -1 & \geq 1 & \geq 1 & -1 & \geq 1 & & & & \\ \geq 1 & 1 & 1 & 2 & -1 & 1 & 1 & -1^* & 2 & \text{and the boxed label is} & & & \\ 2 & -1 & -1 & 2 & 1 & -1 & 2 & \boxed{1} & \geq 1 & & & & \end{array}$$

a Source 2 type label that can be appended to the chain C .

If 2 is located left or below b'_1 (marked with asterisk), we get the configuration

$$\begin{array}{cccccccc} -1 & -1 & 2 & \geq 1 & -1 & \geq 1 & \geq 1 & -1 & \geq 1 \\ \geq 1 & 1 & 1 & 2 & -1 & 1 & \geq 1 & -1^* & 1 \cdot \\ 2 & -1 & -1 & 2 & 1 & -1 & 2 & \geq 1 & c_2 \end{array}$$

If $c_2 \geq 1$, we essentially switched to the setup of Case 4.2.2.2.1.

$$\begin{array}{cccccccccccc} & & -1 & -1 & 2 & \geq 1 & -1 & \geq 1 & \geq 1 & -1 & \geq 1 & \geq 1 & \\ \text{If } c_2 = -1, \text{ we have} & \geq 1 & 1 & 1 & 2 & -1 & 1 & 2 & -1 & 1 & \geq 1 & & \\ & 2 & -1 & -1 & 2 & 1 & -1 & 2 & 1 & -1 & 2 & & \end{array}$$

Continuing with the described procedure, either it holds $c_l \geq 1$, for some l in which case we continue by applying procedure described in Case 4.2.2.2.1., or the pattern

$$\begin{array}{ccc} -1 & \geq 1 & \geq 1 \\ -1 & 1 & \geq 1 \\ 1 & -1 & 2 \end{array}$$

ing. In the last case scenario, pattern can end only with the column $\begin{array}{c} \geq 1 \\ \geq 1 \\ 2 \end{array}$, so we

obtain the configuration

$$\begin{array}{cccccccccccc} \geq 1 & -1 & \geq 1 & \geq 1 & -1 & \geq 1 & \geq 1 & & -1 & \geq 1 & \boxed{\geq 1} & & \\ \dots & 2 & -1 & 1 & 2 & -1 & 1 & 2 & \dots & -1 & 1 & \geq 1 & \\ & 2 & 1 & -1 & 2 & 1 & -1 & 2 & & 1 & -1 & 2 & \end{array}$$

and the boxed label is a Source 1 type label that can be appended to the chain C .

Having thoroughly analyzed the five basic configurations and presented a systematic method for identifying the label 1 in each of them, we can now extend this reasoning to more complex configurations, i.e. more complex chains from \mathcal{C} . These complex configurations, which may arise as combinations of the basic ones, can be

resolved by utilizing a label 1 identified within one of their constituent basic configurations. In other words, the structure of such configurations ensures that at least one label 1 corresponding to the original five configurations remains accessible and can be used to address the requirements of the extended structure.

With all possible scenarios for the maximal alternating chains and the corresponding triplet constructions thoroughly examined, we can now conclude that the labeling process satisfies all necessary conditions thus completing the analysis in Appendix B.

References

- [1] Stewart, I.: Defend the Roman empire! *Scientific American* **281**(6), 136–138 (1999)
- [2] ReVelle, C.S., Rosing, K.E.: Defendens Imperium Romanum: a classical problem in military strategy. *The American Mathematical Monthly* **107**(7), 585–594 (2000)
- [3] Cockayne, E.J., Dreyer Jr, P.A., Hedetniemi, S.M., Hedetniemi, S.T.: Roman domination in graphs. *Discrete mathematics* **278**(1-3), 11–22 (2004)
- [4] Ahangar, H.A., Henning, M.A., Löwenstein, C., Zhao, Y., Samodivkin, V.: Signed Roman domination in graphs. *J Comb Optim* **27**(2), 241–255 (2014)
- [5] Henning, M.A., Klostermeyer, W.F., MacGillivray, G.: Perfect Roman domination in trees. *Discrete Applied Mathematics* **236**, 235–245 (2018)
- [6] Banerjee, S., Keil, J.M., Pradhan, D.: Perfect Roman domination in graphs. *Theoretical Computer Science* **796**, 1–21 (2019)
- [7] Slater, P.J.: Domination and location in acyclic graphs. *Networks* **17**(1), 55–64 (1987)
- [8] Slater, P.J.: Dominating and reference sets in a graph. *J. Math. Phys. Sci* **22**(4), 445–455 (1988)
- [9] Akwu, A.D., Adefokun, T.C., Oyewumi, O.: The perfect locating signed Roman domination of some graphs. *Kragujevac Journal of Mathematics* **50**(2), 175–185 (2026)
- [10] Weichsel, P.M.: Dominating sets in n -cubes. *Journal of Graph Theory* **18**(5), 479–488 (1994)
- [11] Darkooti, M., Alhevaz, A., Rahimi, S., Rahbani, H.: On perfect Roman domination number in trees: complexity and bounds. *Journal of Combinatorial Optimization* **38**, 712–720 (2019)

- [12] Almulhim, A., Akwu, A.D., Al Subaiei, B.: The perfect Roman domination number of the Cartesian product of some graphs. *Journal of Mathematics* **2022**(1), 1957027 (2022)
- [13] Henning, M.A., Klostermeyer, W.F.: Perfect Roman domination in regular graphs. *Applicable Analysis and Discrete Mathematics* **12**(1), 143–152 (2018)
- [14] Rad, N.J., Rahbani, H., Volkmann, L.: Locating Roman domination in graphs. *Utilitas Mathematica* **110** (2019)
- [15] Jafari Rad, N., Rahbani, H.: Bounds on the locating Roman domination number in trees. *Discussiones Mathematicae Graph Theory* **38**(1), 49–62 (2017)
- [16] Guo, J., Li, Z., Lu, M.: Locating-total domination in grid graphs. *Bulletin of the Malaysian Mathematical Sciences Society* **43**(2), 1195–1204 (2020)
- [17] Shao, Z., Klavžar, S., Li, Z., Wu, P., Xu, J.: On the signed Roman k -domination: Complexity and thin torus graphs. *Discrete Applied Mathematics* **233**, 175–186 (2017)
- [18] Volkmann, L.: Signed total Roman domination in graphs. *Journal of Combinatorial Optimization* **32**, 855–871 (2016)
- [19] Yan-cai, Z., Lian-ying, M., Xian-kun, D.: Signed Roman (total) domination numbers of complete bipartite graphs and wheels. *Communications* **4** (2017)
- [20] Behtoei, A., Vatandoost, E., Abad, F.A.R.: Signed Roman domination number and join of graphs. *Journal of Algebraic Systems* **4** (2016)
- [21] Hong, X., Yu, T., Zha, Z., Zhang, H.: The signed Roman domination number of two classes graphs. *Discrete Mathematics, Algorithms and Applications* **12**(02), 2050024 (2020)
- [22] Zec, T., Djukanovic, M., Matic, D.: The signed (total) Roman domination problem on some classes of planar graphs–convex polytopes. *Discrete Mathematics, Algorithms and Applications* **16** (2024)
- [23] Sheikholeslami, S.M., Volkmann, L.: Signed Roman domination in digraphs. *Journal of Combinatorial Optimization* **30**, 456–467 (2015)
- [24] Wernicke, P.: Über den kartographischen vierfarbensatz. *Mathematische Annalen* **58**(3), 413–426 (1904)
- [25] Cranston, D.W., West, D.B.: An introduction to the discharging method via graph coloring. *Discrete Mathematics* **340**(4), 766–793 (2017)
- [26] Zec, T., Matić, D., Djukanović, M.: On double Roman domination problem for several graph classes. *Aequationes mathematicae*, 1–25 (2024)