

Exploring Robustness of Multilingual LLMs on Real-World Noisy Data

Amirhossein Aliakbarzadeh[♣] and Lucie Flek^{♣♠} and Akbar Karimi^{♣♠}

[♣]Conversational AI and Social Analytics (CAISA) Lab, University of Bonn, Germany

[♠]Lamarr Institute for Machine Learning and Artificial Intelligence, Germany

amir.akbarzadeh95@gmail.com

{flek, ak}@bit.uni-bonn.de

Abstract

Large Language Models (LLMs) are trained on Web data that might contain spelling errors made by humans. But do they become robust to similar real-world noise? In this paper, we investigate the effect of real-world spelling mistakes on the performance of 9 language models, with parameters ranging from 0.2B to 13B, in 3 different NLP tasks, namely Natural Language Inference (NLI), Name Entity Recognition (NER), and Intent Classification (IC). We perform our experiments on 6 different languages and build a dictionary of real-world noise for them using the Wikipedia edit history. We show that the performance gap of the studied models on the clean and noisy test data averaged across all the datasets and languages ranges from 2.3 to 4.3 absolute percentage points. In addition, mT5 models, in general, show more robustness compared to BLOOM, Falcon, and BERT-like models. In particular, mT5 (13B), was the most robust on average overall, across the 3 tasks, and in 4 of the 6 languages¹.

1 Introduction

Multilingual Large Language Models (LLMs) such as mT5 (Xue et al., 2020) and BLOOM (Le Scao et al., 2022) have shown remarkable performance across a variety of tasks and languages. Given that they are usually trained on Web data, they might have already seen noisy data such as words with spelling errors during their pre-training. Figure 1 shows examples of such errors in different languages. It also shows that these errors can negatively influence the model prediction. This raises the critical question of how well these models perform in the presence of real-world noise. Additionally, given the multilingual nature of LLM interactions, understanding how perfor-

L	Text	P
en	I want to hear the album Suites & Sweets.	✓
	I want to thear the album Suites & Sweets.	✗
de	Ich will das Album Suites & Sweets hören.	✓
	Ich will das Album Suites & Sweets hörten .	✗
es	Quiero escuchar el álbum Suites & Sweets.	✓
	Quiero excuchar el álbum Suites & Sweets.	✗
fr	Je veux écouter l'album Suites & Sweets.	✓
	Je veut écouter l'album Suites & Sweets.	✗
hi	मैं एल्बम सुइट्स और मिठाई सुनना चाहते हैं।	✓
	मैं एल्बम सुइट्स रख मिठाई सुनना चाहते हैं।	✗
tr	Suites & Sweets albümünü dinlemek istiyorum.	✓
	Suites & Sweets albümünü dinlemek ittiyorum .	✗

Figure 1: Typos that users make may lead LLMs to misclassify the input sentences. The sentences in the table are clean and noisy test samples of the intent classification data (SNIPS) that were misclassified by the studied models after typical typographical errors from our WikiTypo corpus were inserted.

mance varies across different languages is essential. Finally, the wide range of LLM sizes, from millions to billions of parameters, prompts the question of whether larger models are inherently more robust to real-world noise than smaller ones.

Previous research has only partially addressed these questions, often focusing on monolingual datasets or using simulated noise that may not accurately reflect real-world errors (Moradi and Samwald, 2021; Wang et al., 2023).

A closely related study by Stickland et al. (2023) investigated real-world noise in a multilingual setting using mBERT (Devlin et al., 2018) and XLM-R (Conneau et al., 2019). However, given the varying behaviors of language models at different scales (Du et al., 2023), it is crucial to examine the robustness of larger models to real-world noise. Furthermore, limitations in data accessibility due to corporate policies led us to create our own noisy test sets, which will be publicly available upon publication.

¹<https://github.com/caisa-lab/LLMs-Real-World-Noise-Robustness>

Our research aims to address these gaps by constructing a collection of real-world noisy data, called WikiTypo, using Wikipedia edit history. Specifically, we ask three research questions (RQ):

- **RQ1:** Are larger models more robust to real-world noisy data than smaller models?
- **RQ2:** Are different tasks equally sensitive to real-world noise?
- **RQ3:** How does the model performance differ from English to other languages under the noise?

We evaluate the robustness of multilingual LLMs against real-world noisy inputs by fine-tuning them on multilingual datasets and assessing their performance on clean and noisy test sets across three NLP tasks: Natural Language Inference (NLI), Name Entity Recognition (NER), and Intent Classification (IC). To create a noisy NER test set, we employ a word augementer from the NLPAug library (Ma, 2019).

Our findings reveal that all studied models exhibit vulnerability to real-world noise, but the performance gaps vary across tasks (§5). NLI tasks generally show the largest gaps, while intent classification demonstrates the smallest (§5.2). Moreover, decoder-only models like BLOOM and Falcon tend to exhibit larger gaps in the NER task (§5.1).

Our contributions are twofold: 1) We build a multilingual dictionary of real-world typos (called WikiTypo) for five languages from Wikipedia and create noisy data for three different NLP tasks, namely NLI, NER, and Intent Classification (IC); 2) We evaluate the robustness of nine multilingual language models varied in size from a fraction of a billion parameters to 13 billion parameters on WikiTypo.

2 Related Work

Given the widely used devices that allow user interactions in the form of written textual communication with language models, several studies have investigated the effects of user errors on these models. Some prior works have studied language models in the context of noisy test data that were created artificially using simulation techniques (Srivastava et al., 2020; Cai et al., 2022; Almagro et al., 2023). To simulate the effects of typos and misspelling errors, the authors inserted

noise by randomly selecting a percentage of characters in close proximity on the QWERTY keyboard layout to mimic errors in data. However, real-world applications will frequently face authentic noise, including linguistic variations which are absent in many benchmarks (Stickland et al., 2023).

Moreover, some works have focused on monolingual datasets (mainly English) and failed to explore the capacity of multilingual LLMs using multilingual test sets (Srivastava et al., 2020; Moradi and Samwald, 2021; Wang et al., 2023). These studies on textual noise have been limited to the exploration of noise within English language datasets. Although large multilingual models perform impressively on various tasks and languages, their performance is usually degraded in non-English languages, especially low-resource ones (Etxaniz et al., 2023).

Finally, various studies have mostly focused on BERT-like models thus far, indicating the need for studying larger language models that have gained popularity and widespread usage recently (Náplava et al., 2021; Xu et al., 2021; Stickland et al., 2023). Prior studies have demonstrated the robustness of models such as BERT, XLM-Roberta, and XLNet to textual noise. Notably, these models achieve impressive performance despite having parameter sizes below 0.3 billion. This observation highlights a significant disparity between the models evaluated in prior research and the current LLMs. The parameter size of contemporary LLMs often has billions of parameters, suggesting a potential for further analysis of their capabilities against noise.

Filling the gap between multilingual models, model size, and real-world noise, we evaluate the robustness of 6 language models (with 0.2B to 13B parameters) to real-world multilingual noisy data in 6 languages for 3 NLP tasks.

3 WikiTypo: A Collection of Real-World Typos from Wikipedia

Wikipedia is an online encyclopedia that anyone can have access to edit the articles. A massive group of volunteers, called Wikipedians, keep it running by adding and updating information. Anyone can access the content of Wikipedia articles and the history of each page. This history shows the order in which the edits were made, and how the content changed between versions. This

Languages	Number of typos
English (en)	9370
German (de)	15000
Spanish (es)	8200
French (fr)	14900
Hindi (hi)	3300
Turkish (tr)	4060

Table 1: Number of typos for each language collected after inspecting 320000 pages.

timeline, therefore, is called revision or edit history.

While some projects have focused on finding typos in Wikipedia edit history, there is a lack of publicly available code to do this for various languages. Similar to Tanaka et al. (2020) who work on mining typos from Wikipedia for Japanese articles, and our baseline (Stickland et al., 2023), we have leveraged Wikipedia revisions on random pages to find typos for specific languages.

To identify the typos and their corrections, first, we consider each article and its revisions and parse the main pages using the BeautifulSoup library². Then, we filter out the added and removed words on each page and extract a pair of words that 1) have one character-level Levenshtein edit distance from each other; 2) do not contain any number of special characters; and 3) have at least two characters each. The result is a dictionary of misspelled words with their corresponding correct spelling. Table 1 shows the number of entries in our dictionary for each language.

NLPAug augmenter (Ma, 2019). NLPAug is a text data augmentation tool that handles various languages. In particular, its keyboard augmenter module can be used to inject typos into text data, mimicking the types of errors people commonly make when typing. For instance, it might replace an **ı** with an **O** or vice versa, considering the proximity of these keys on a keyboard (based on Levenshtein distance).

Noisy test data creation. The WikiTypo noise dictionary is used to construct the noisy test sets for XNLI and SNIPS datasets. We use NLPAug augmenter to create noisy data for the WikiANN dataset since some sentences, in this dataset, contain only 2 or 3 words, and most of the words are proper nouns such as person, location, or organization names. In this case, the use of WikiTypo is limited since in Wikipedia edit history, misspelled words are rarely found.

²<https://pypi.org/project/beautifulsoup4>

		#Tokens	Avg #Tokens	#Noise	Noise Ratio
XNLI	en	137850	27	19269	0.14
	de	135213	26	16999	0.13
	es	147127	29	16130	0.11
	fr	152867	30	17355	0.11
	hi	159243	31	14701	0.09
	tr	104793	20	16211	0.15
WikiANN	en	80326	8	8214	0.10
	de	97646	9	7902	0.08
	es	64727	6	7244	0.11
	fr	68754	6	7235	0.11
	tr	75731	7	8176	0.11
SNIPS	en	13159	9	1822	0.14
	de	13546	9	1912	0.14
	es	14411	10	1889	0.13
	fr	14323	10	1964	0.14
	hi	13968	9	1239	0.09
	tr	10329	7	1513	0.15

Table 2: Number of tokens for each language in the test set of each dataset along with the number of noise inserted in to the test set and the noise ratio per language.

To create a noisy version of the original test set (for all datasets), we randomly replace words in a sentence with their incorrect version from the noise dictionary. The maximum number of augmented words (m) and the ratio of the sentence (r) to be changed can be set beforehand as the hyperparameters of the noise insertion procedure. We choose $r = 0.2$ and $m = 4$ as the default values resulting in the noisy test sets with details in Table 2.

4 Experimental Setup

In our experiments, we utilized four A100 and A40 GPUs to fine-tune the models. To optimize memory usage and train the models on multiple GPUs, we also employed Deepspeed³ alongside the Zero-3 Redundancy Optimizer (Rajbhandari et al., 2020).

4.1 Datasets and Tasks

To evaluate the robustness of LLMs to real-world noisy data, we opted for 3 NLP tasks that are different from one another. Table 3 shows the training and test size of each dataset for each language. **SNIPS** (Coucke et al., 2018). The SNIPS Natural Language Understanding dataset is a publicly available voice collection of over 16000 user queries, categorized into seven distinct user intentions with varying degrees of complexity. This dataset is used for the Intent classification (IC). The extracted text dataset in English is available

³<https://deepspeed.ai>

Datasets	Languages	Train	Test
WikiANN	en, de, fr, es, tr	20000	10000
WikiANN	hi	5000	1000
XNLI	en, de, fr, es, hi, tr	392702	5010
SNIPS	en, de, fr, es, hi, tr	13100	1400

Table 3: Statistics of the utilized datasets in our experiments. The languages are English (en), German(de), French (fr), Spanish (es), Turkish (tr), and Hindi (hi). Values show the size of the train and test sets for each language in three datasets. Only the Hindi (hi) language in WikiANN dataset is smaller than the other languages.

on a HuggingFace repository⁴. Using the SeamlessM4T v2 model (Barrault et al., 2023), we construct a multilingual dataset of SNIPS consisting of its translation in German, Hindi, French, Spanish, and Turkish languages.

XNLI (Conneau et al., 2018). This dataset is used for the Natural Language Inference (NLI) task determining whether a *hypothesis* is true (entailment), false (contradiction), or undetermined (neutral) given a *premise*.

WikiANN (Rahimi et al., 2019). WikiANN (also known as PAN-X) is a multilingual named entity recognition (NER) dataset consisting of Wikipedia articles annotated with LOC (location), PER (person), and ORG (organization) tags.

To ensure that each model is trained on the same data, we construct a combined, shuffled dataset containing all six languages (five languages for WikiANN) in our study.

4.2 Models

To understand how the complexity of a model (measured by the number of parameters) impacts its performance against noisy input, we opted for 9 models of various sizes, from mBERT-base with close to 0.2B parameters to the largest version of the mT5 model with 13B parameters.

mBERT-base (Devlin et al., 2018). This model has been trained on the top 100 largest languages in Wikipedia and has a Transformer-based (encoder-only) structure.

XLM-RoBERTa-base (Conneau et al., 2019). This is a Transformer-based multilingual masked language model trained on 2.5TB of filtered CommonCrawl data.

mT5 (Xue et al., 2020). This model’s design is similar to the T5 model (Raffel et al., 2020), which uses a basic encoder-decoder Transformer archi-

⁴<https://huggingface.co/datasets/benayas/snips>

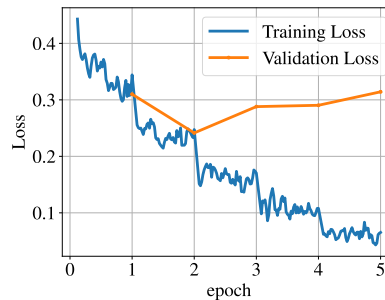


Figure 2: Training and evaluation losses for NER task on WikiANN dataset. After the second epoch model overfits.

tecture (Vaswani et al., 2017) trained on mC4 corpus⁵. We evaluate five versions of the mT5 model listed in Table 11 in the appendix.

Falcon (Almazrouei et al., 2023). The architecture of the Falcon models is based on PaLM which uses a standard Transformer model architecture in a decoder-only setup (Chowdhery et al., 2023) and has been trained on RefinedWeb dataset (Penedo et al., 2023). This model mainly supports English, German, French, and Spanish languages. We use the Falcon-7B model in our benchmarks.

BLOOM (Le Scao et al., 2022). The BLOOM model architecture is based on the causal-decoder Transformer model trained on multilingual data with 350 billion tokens data. Although 46 languages were supported, BLOOM lacks compatibility with German and Turkish languages. We use the 7B version of the BLOOM model.

4.3 Fine-tuning

To prevent overfitting, we have examined the validation and training loss values for different languages and models, revealing that 2 epochs are enough in most scenarios. Figure 2 depicts the training and evaluation losses for the WikiANN dataset running for six epochs. For some models that required more training to show convergence, we performed fine-tuning for six epochs. Table 15 in the appendix contains detailed information about hyperparameters. We used the same configuration when doing the experiments on the clean and noisy sets to perform a fair comparison of these data.

5 Results and Findings

We fine-tune the models on WikiANN (NER) and SNIPS (IC) three times and on the XNLI (NLI)

⁵<https://huggingface.co/datasets/allenai/c4>

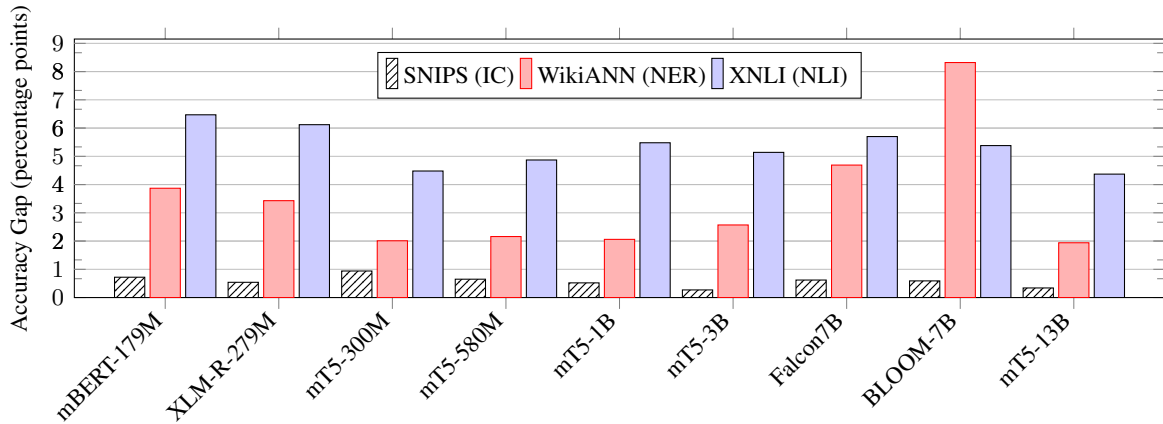


Figure 3: Average gap (in percentage points) between the accuracy of the experimented models on the clean data and the noisy data. The numbers indicate the average gap over all the six languages on SNIPS, Wikiann, and XNLI datasets.

two times (due to the size of this dataset which is computationally expensive) and choose the best model based on its clean performance for evaluating on the test sets. We investigate the performance gap of the clean and noisy test sets (C-N) for models and languages and the averaged values.

5.1 Are larger models more robust?

To analyze the overall performance of the selected models, we average the results (performance gap) over all the languages and datasets. Looking at the mT5 models which have the same components with only difference in size, we see that the largest model (mT5-13B) is also the most robust while the smallest model (mT5-300M) is the most vulnerable. Considering different models with various architectures and tokenizers, Tables 5 and 6 show that mT5 models are less vulnerable to typos than other models with only 2.27 percent degradation in performance, while Falcon and BLOOM perform poorly despite having larger sizes, with 3.67 and 4.27 percent degradation, respectively. This can be attributed to two reasons. Looking at Table 7, we hypothesize that the main reason is the amount of training data used for each of these models. The mT5 model has by far seen the largest number of tokens in all the languages. This could have helped the model to be more resistant to small perturbations in the input. However, Table 7 also shows that Falcon and BLOOM models have seen more data than BERT-like models but perform worse than them. This leads us to the second reason which is their language modeling paradigm. Given their decoder-only structure, they can have difficulty with some tasks such

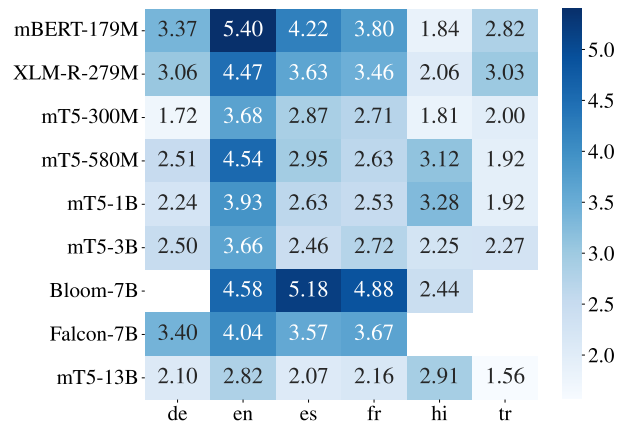


Figure 4: Heatmap of average performance gap over datasets models per language.

as named entity recognition compared to mBERT and XLM-R which use masked language modeling (see §3).

Finding 1

mT5 models show more robustness and the largest mT5 model is the most robust.

5.2 Are different tasks equally sensitive to real-world noise?

Figure 3 compares the average performance gap over the languages for the individual datasets. For the figure, we can see that, at around 5 percentage points (± 1), the performance decrease is similar for all the models in the NLI task as well as the intent classification (IC) task, where we see less than one percent degradation. Looking at Table 2,

Models		XNLI (NLI) - Accuracy(%)						Average
		en	de	es	fr	hi	tr	
mBERT-179M	Clean	82.55	78.24	79.56	78.82	69.90	73.37	77.07
	Noisy	71.94	72.51	71.50	72.10	66.93	68.64	70.60
	C-N	10.61	5.73	8.06	6.72	2.97	4.73	6.47
XLM-R-279M	Clean	84.79	80.06	81.94	80.68	74.35	77.29	79.85
	Noisy	75.21	74.21	75.23	75.03	70.86	71.86	73.73
	C-N	9.58	5.85	6.71	5.65	3.49	5.43	6.12
mT5-300M	Clean	73.91	68.76	71.12	70.02	63.83	66.81	69.08
	Noisy	65.83	65.87	66.09	65.01	61.92	62.85	64.60
	C-N	8.08	2.89	5.03	5.01	1.91	3.96	4.48
mT5-580M	Clean	84.45	79.82	81.36	80.38	74.67	76.25	79.49
	Noisy	74.25	74.71	75.07	75.55	69.56	72.55	73.61
	C-N	10.20	5.11	6.29	4.83	5.11	3.70	5.87
mT5-1B	Clean	88.82	83.97	85.03	84.33	79.40	81.26	83.80
	Noisy	80.38	78.88	79.64	79.52	74.27	77.23	78.320
	C-N	8.44	5.09	5.39	4.81	5.13	4.03	5.48
mT5-3B	Clean	90.1	86.47	87.03	86.91	81.82	83.91	86.04
	Noisy	83.09	81.36	82.0	81.92	77.66	79.4	80.90
	C-N	7.01	5.11	5.03	4.99	4.16	4.51	5.14
Falcon7B	Clean	90.68	84.63	86.31	86.25	-	-	86.97
	Noisy	84.59	78.54	80.42	81.54	-	-	81.27
	C-N	6.09	6.09	5.89	4.71	-	-	5.70
BLOOM-7B	Clean	89.52	-	86.63	85.73	78.32	-	85.05
	Noisy	82.46	-	81.44	80.98	73.81	-	79.67
	C-N	7.06	-	5.19	4.75	4.51	-	5.38
mT5-13B	Clean	91.28	87.23	88.12	87.29	84.33	85.25	87.25
	Noisy	86.03	82.87	83.91	83.43	79.22	81.84	82.88
	C-N	5.25	4.36	4.21	3.86	5.11	3.41	4.37

Table 4: Performance (F1 score) of each model on the five languages. Clean means clean data, Noisy means our created noisy data, and C-N means the difference between the performance on the clean and noisy data. English exhibits the highest performance gap among the languages, due to the quantity and types (PoS) of noise inserted.

Model	Average gap
mT5-13B	2.27
mT5-300M	2.47
mT5-3B	2.64
mT5-1B	2.76
mT5-580M	2.95

Table 5: Average performance gap over all the languages and all the datasets in increasing order for mT5 models

Model	Average gap
XLM-R-279M	3.29
mBERT-179M	3.58
Falcon-7B	3.67
BLOOM-7B	4.27

Table 6: Average performance gap over all the languages and all the datasets in increasing order for XLMR, mBERT, Falcon, BLOOM models.

we can justify the similarly big gap in the NLI task across all models. Since the samples are longer in the XNLI dataset, there are more noisy words inserted in each sample (around 3 times the noise in other datasets). As a result, all models show similar vulnerability in this task. However, in the NER task, the performance drop greatly varies across the models from around 2 percent for mT5 models

Languages	mT5	XLM-R	Falcon	mBERT	BLOOM
English	2733	0.30	750	4.59	112
Spanish	433	0.05	17	1.20	40
German	347	0.07	18	1.56	-
French	318	0.06	16	1.68	46
Turkish	71	0.02	-	0.16	-
Hindi	24	0.02	-	0.06	5.6

Table 7: Number of tokens used in the training dataset of each model for each language. The data for mT5, XLM-R (XLM-RoBERTA), and the BLOOM models were collected from their main article.

to more than 8 percent for the BLOOM model and a mid-range decrease for the BERT-like models. It is also worth mentioning that the second largest gap belongs to the other decoder-only model in our experiments, Falcon, with close to a 5 percent performance drop, making the two decoder-only models, the least robust in the NER task. The reason for such discrepancy can be attributed to the training algorithm for these models, being next-token prediction, compared to the algorithm for other models which is masked language modeling (MLM). It seems that it is easier to perform the NER task with the MLM paradigm than the next-token prediction.

Finding 2

NLI task is more sensitive to real-world noise (WikiTypo).

5.3 How does the performance differ from English to other languages?

To look at the performance gap for each language, we average the results over the datasets. Figure 4 shows the heatmap of these results, where we can see that almost all models perform poorly on English than on other languages. A similar pattern was also observed by (Stickland et al., 2023), where the authors attributed this to the higher performance of these models on English compared to others. Indeed, this can be confirmed by looking at the absolute performance numbers in Table 4. Further results for other datasets can be seen in Tables 13 and 14 in the Appendix.

Finding 3

English is less robust to WikiTypo than other languages.

5.4 Noisy training narrows the gap

Introducing noise to the training data can boost the robustness of a language model (Pan et al., 2024). To show this for our setting, we fine-tune the BLOOM model on the WikiANN which has shown the largest performance drop. Interestingly, as shown in Table 8, fine-tuning the BLOOM model on only the noisy training data reduces the performance gap on the languages in the WikiANN dataset. However, while the reduction is partly due to the increase in the performance of the model on the noisy test data, it is also partly because of the performance drop on the clean data.

5.5 Why are models less robust to WikiTypo English noise?

To investigate the performance gap of the different languages, we look into the noise in the grammatical categories introduced into our largest dataset (XNLI). We analyzed the distribution of part-of-speech (PoS) tags within the injected noise in the test set, using spaCy⁶. Table 9 presents the POS tag distribution across the four languages supported by spaCy. Our analysis revealed that there are almost twice as many noisy verb instances in

⁶<https://spacy.io>

		en	es	fr
Clean Train	Clean	45.68	66.39	62.23
	Noisy	39.56	56.75	53.05
	C-N	6.12	9.64	9.18
Noisy Train	Clean	43.45	64.41	60.01
	Noisy	40.09	59.49	54.68
	C-N	3.36	4.92	5.33
Improvement	C-N	2.76	4.72	3.85

Table 8: Bloom-7B model’s clean and noisy performance and the gap between them after evaluating two sets of experiments. 1) Fine-tuning the model with the original training set. 2) Fine-tuning the model after inserting noise into the training set. The gap is decreased after fine-tuning the model with the noisy training data.

PoS	English	Spanish	German	French
ADJ	1117	1665	790	1948
ADP	2102	2112	2323	1918
ADV	1233	880	1776	1662
AUX	1707	1183	1570	721
CCONJ	164	61	524	492
DET	901	2513	2200	2429
INTJ	216	35	0	14
NOUN	4767	3302	1863	3927
NUM	155	131	39	72
PART	1646	2	269	0
PRON	1032	1154	2133	1190
PROPN	799	119	522	344
PUNCT	6	2	0	0
SCONJ	161	729	284	387
SYM	0	2	0	0
VERB	4475	2240	2537	2227
Other	11	0	169	24

Table 9: Distribution of part of speech for all the noises inserted in the XNLI noisy test set. Number of noisy verbs injected to the test sets are almost twice as much in English than other languages.

English compared to other languages. Furthermore, the number of noisy nouns and proper nouns is also higher in English. Earlier studies have demonstrated that replacing the adverbs and adjectives has less impact on the semantics of the sentence than the verbs and nouns (Periti et al., 2024). This observation aligns with the English language’s higher performance gap on the XNLI dataset.

Another compelling finding is the disproportionate impact of noise on the English language compared to other languages, particularly in smaller model sizes. On the XNLI dataset, the performance gap between clean and noisy data is significantly larger for English models compared to their counterparts (see Table 4). However, as model size increases, this disparity tends to diminish, with English performance converging towards the average performance across all languages.

6 Conclusion

We build a corpus of real-world noise (typos) from Wikipedia edits history and explore how the noisy data impacts the performance of LLMs across languages. Performance gap across six languages indicates that all models exhibit vulnerability when encountering noisy input. In addition, our findings suggest that the robustness of language models against noisy input is influenced by various factors, including the size and language coverage of their training data, their underlying architectural design and parameter count, and the specific task they are evaluated on. While mT5 models demonstrate the best performance against noise likely due to their massive training data, size was not the sole factor. Architecture-wise, decoder-only models such as BLOOM and Falcon show more vulnerability to noise, especially in the NER task. These findings highlight the importance of considering all model and dataset features in evaluating the robustness of language models.

7 Limitations

While we evaluated a broad range of models (200M to 13B parameters), current capabilities extend beyond this. Due to time and computational constraints, we couldn't explore even larger models. Our work focused on six languages. However, recent multilingual models can handle over 100 languages. Therefore, a complete assessment of LLM robustness should ideally consider more languages. We utilized typos from Wikipedia edits as our realistic noise source. While effective, exploring other noise sources and data-gathering methods for real-world noise could further strengthen the research. We presented results using a noise insertion ratio of 0.2. To gain a more comprehensive understanding of model robustness to noise, various noise levels could be explored. Our study investigated three NLP tasks, but a broader exploration of different tasks using diverse datasets would depict a greater perspective on the model's reliability. Finally, While the WikiTypo noise collection contains over 40,000 typos, it is limited in proper noun examples due to the relatively infrequent occurrence of such errors in Wikipedia articles. Therefore, due to the high concentration of proper nouns in the WikiANN dataset, we employed different strategies for generating the noisy test set.

References

- Mario Almagro, Emilio Almazán, Diego Ortego, and David Jiménez. 2023. Lea: Improving sentence similarity robustness to typos using lexical attention bias. In *Proceedings of the 29th ACM SIGKDD Conference on Knowledge Discovery and Data Mining*, pages 36–46.
- Ebtesam Almazrouei, Hamza Alobeidli, Abdulaziz Alshamsi, Alessandro Cappelli, Ruxandra Cojocaru, Mérouane Debbah, Étienne Goffinet, Daniel Hessel, Julien Launay, Quentin Malartic, et al. 2023. The falcon series of open language models. *arXiv preprint arXiv:2311.16867*.
- Loïc Barrault, Yu-An Chung, Mariano Coria Meglioli, David Dale, Ning Dong, Mark Duppenhaler, Paul-Ambroise Duquenne, Brian Ellis, Hady Elsahar, Justin Haaheim, et al. 2023. Seamless: Multilingual expressive and streaming speech translation. *arXiv preprint arXiv:2312.05187*.
- Shanqing Cai, Subhashini Venugopalan, Katrin Tomanek, Ajit Narayanan, Meredith Morris, and Michael Brenner. 2022. Context-aware abbreviation expansion using large language models. In *Proceedings of the 2022 Conference of the North American Chapter of the Association for Computational Linguistics: Human Language Technologies*, pages 1261–1275.
- Aakanksha Chowdhery, Sharan Narang, Jacob Devlin, Maarten Bosma, Gaurav Mishra, Adam Roberts, Paul Barham, Hyung Won Chung, Charles Sutton, Sebastian Gehrmann, et al. 2023. Palm: Scaling language modeling with pathways. *Journal of Machine Learning Research*, 24(240):1–113.
- Alexis Conneau, Kartikay Khandelwal, Naman Goyal, Vishrav Chaudhary, Guillaume Wenzek, Francisco Guzmán, Edouard Grave, Myle Ott, Luke Zettlemoyer, and Veselin Stoyanov. 2019. Unsupervised cross-lingual representation learning at scale. *arXiv preprint arXiv:1911.02116*.
- Alexis Conneau, Ruty Rinott, Guillaume Lample, Adina Williams, Samuel Bowman, Holger Schwenk, and Veselin Stoyanov. 2018. Xnli: Evaluating cross-lingual sentence representations. In *Proceedings of the 2018 Conference on Empirical Methods in Natural Language Processing*, pages 2475–2485.
- Alice Coucke, Alaa Saade, Adrien Ball, Théodore Bluche, Alexandre Caulier, David Leroy, Clément Doumouro, Thibault Gisselbrecht, Francesco Calta-girone, Thibaut Lavril, et al. 2018. Snips voice platform: an embedded spoken language understanding system for private-by-design voice interfaces. *arXiv preprint arXiv:1805.10190*.
- Jacob Devlin, Ming-Wei Chang, Kenton Lee, and Kristina Toutanova. 2018. Bert: Pre-training of deep bidirectional transformers for language understanding. *arXiv preprint arXiv:1810.04805*.

- Mengnan Du, Fengxiang He, Na Zou, Dacheng Tao, and Xia Hu. 2023. Shortcut learning of large language models in natural language understanding. *Communications of the ACM*, 67(1):110–120.
- Julen Etxaniz, Gorka Azkune, Aitor Soroa, Oier Lopez de Lacalle, and Mikel Artetxe. 2023. Do multilingual language models think better in english? *arXiv preprint arXiv:2308.01223*.
- Teven Le Scao, Angela Fan, Christopher Akiki, Elie Pavlick, Suzana Ilić, Daniel Hesslow, Roman Castagné, Alexandra Sasha Luccioni, François Yvon, Matthias Gallé, et al. 2022. Bloom: A 176b-parameter open-access multilingual language model.
- Edward Ma. 2019. Nlp augmentation. <https://github.com/makcedward/nlpaug>.
- Milad Moradi and Matthias Samwald. 2021. Evaluating the robustness of neural language models to input perturbations. *arXiv preprint arXiv:2108.12237*.
- Jakub Náplava, Martin Popel, Milan Straka, and Jana Straková. 2021. Understanding model robustness to user-generated noisy texts. *arXiv preprint arXiv:2110.07428*.
- Leiyu Pan, Yongqi Leng, and Deyi Xiong. 2024. Can large language models learn translation robustness from noisy-source in-context demonstrations? In *Proceedings of the 2024 Joint International Conference on Computational Linguistics, Language Resources and Evaluation (LREC-COLING 2024)*, pages 2798–2808.
- Guilherme Penedo, Quentin Malartic, Daniel Hesslow, Ruxandra Cojocaru, Alessandro Cappelli, Hamza Alobeidli, Baptiste Pannier, Ebtesam Almazrouei, and Julien Launay. 2023. The refinedweb dataset for falcon llm: outperforming curated corpora with web data, and web data only. *arXiv preprint arXiv:2306.01116*.
- Francesco Periti, Pierluigi Cassotti, Haim Dubossarsky, and Nina Tahmasebi. 2024. Analyzing semantic change through lexical replacements. *arXiv preprint arXiv:2404.18570*.
- Colin Raffel, Noam Shazeer, Adam Roberts, Katherine Lee, Sharan Narang, Michael Matena, Yanqi Zhou, Wei Li, and Peter J Liu. 2020. Exploring the limits of transfer learning with a unified text-to-text transformer. *Journal of machine learning research*, 21(140):1–67.
- Afshin Rahimi, Yuan Li, and Trevor Cohn. 2019. Massively multilingual transfer for ner. *arXiv preprint arXiv:1902.00193*.
- Samyam Rajbhandari, Jeff Rasley, Olatunji Ruwase, and Yuxiong He. 2020. Zero: Memory optimizations toward training trillion parameter models. In *SC20: International Conference for High Performance Computing, Networking, Storage and Analysis*, pages 1–16. IEEE.
- Ankit Srivastava, Piyush Makhija, and Anuj Gupta. 2020. Noisy text data: Achilles’ heel of bert. In *Proceedings of the Sixth Workshop on Noisy User-generated Text (W-NUT 2020)*, pages 16–21.
- Asa Cooper Stickland, Sailik Sengupta, Jason Krone, He He, and Saab Mansour. 2023. Robustification of multilingual language models to real-world noise in crosslingual zero-shot settings with robust contrastive pretraining. In *17th Conference of the European Chapter of the Association for Computational Linguistics, EACL 2023*, pages 1367–1383. Association for Computational Linguistics (ACL).
- Yu Tanaka, Yugo Murawaki, Daisuke Kawahara, and Sadao Kurohashi. 2020. Building a japanese typo dataset from wikipedia’s revision history. In *Proceedings of the 58th Annual Meeting of the Association for Computational Linguistics: Student Research Workshop*, pages 230–236.
- Ashish Vaswani, Noam Shazeer, Niki Parmar, Jakob Uszkoreit, Llion Jones, Aidan N Gomez, Łukasz Kaiser, and Illia Polosukhin. 2017. Attention is all you need. *Advances in neural information processing systems*, 30.
- Haoyu Wang, Guozheng Ma, Cong Yu, Ning Gui, Linrui Zhang, Zhiqi Huang, Suwei Ma, Yongzhe Chang, Sen Zhang, Li Shen, et al. 2023. Are large language models really robust to word-level perturbations? *arXiv preprint arXiv:2309.11166*.
- Guowei Xu, Wenbiao Ding, Weiping Fu, Zhongqin Wu, and Zitao Liu. 2021. Robust learning for text classification with multi-source noise simulation and hard example mining. In *Machine Learning and Knowledge Discovery in Databases. Applied Data Science Track: European Conference, ECML PKDD 2021, Bilbao, Spain, September 13–17, 2021, Proceedings, Part V 21*, pages 285–301. Springer.
- Linting Xue, Noah Constant, Adam Roberts, Mihir Kale, Rami Al-Rfou, Aditya Siddhant, Aditya Barua, and Colin Raffel. 2020. mt5: A massively multilingual pre-trained text-to-text transformer. *arXiv preprint arXiv:2010.11934*.

A Models’ Characteristics

Tables 10 and 11 show each model’s tokenizer algorithm and the number of parameters and table 12 show the proportion of each language used in training the models.

Model	Tokenizer Technique
mBERT	WordPiece
XLM-RoBERTa	SentencePiece
mT5	SentencePiece
Falcon	Byte-level BPE
BLOOM	Byte-level BPE

Table 10: Tokenizer algorithm for the models evaluated in this study. BPE stands for Byte Pair Encoding.

Model	# Params
mBERT-base	179M
XLM-RoBERTa-Base	279M
mT5-small	300M
mT5-base	580M
mT5-large	1.2B
mT5-xl	3.7B
Falcon-7b	7B
BLOOM-7b	7B
mT5-xxl	13B

Table 11: Studied models’ size based on the number of parameters in million (M) and billion (B).

Language	mT5	XLMR	Falcon	mBERT	BLOOM
English	5.67	12.14	46.43	10.84	33.68
Spanish	3.09	2.15	4.62	3.10	12.16
German	3.05	2.69	5.84	4.62	-
French	2.89	2.29	4.64	4.15	14.46
Turkish	1.93	0.84	-	0.96	-
Hindi	1.21	0.81	-	0.26	1.71

Table 12: Percent of languages (in our study) used in the training dataset of each model. English has the highest ratio among the languages in the pre-training process.

B Results

The complete results of the SNIPS and WikiANN datasets are available in Tables 13, 14. Figure 5 indicates the clean and noisy performance and the gap between them for each of the six languages.

Figure 6 shows the impact of the amount of each language used in training on the clean performance and the gap between clean and noisy for the SNIPS, WikiANN, and XNLI datasets. The experiments fine-tuning details and hyperparameters are shown in Table 15.

Models	language	SNIPS (IC) - Accuracy(%)						Average
		en	de	es	fr	hi	tr	
mBERT-179M	Clean	99.07	99.07	98.71	98.64	98.57	98.36	98.74
	Noisy	98.29	98.29	97.93	98.14	97.86	97.57	98.01
	C-N	0.78	0.78	0.78	0.5	0.71	0.79	0.72
XLM-R-279M	Clean	99.0	98.93	99.0	99.07	98.71	98.57	98.88
	Noisy	98.57	98.71	98.29	98.36	98.07	98.07	98.34
	C-N	0.43	0.22	0.71	0.71	0.64	0.5	0.54
mT5-300M	Clean	98.71	98.36	97.93	97.86	97.0	96.86	97.79
	Noisy	97.79	97.71	96.64	97.07	95.29	96.57	96.84
	C-N	0.92	0.65	1.29	0.79	1.71	0.29	0.94
mT5-580M	Clean	99.07	98.71	98.86	98.64	97.71	97.86	98.48
	Noisy	98.43	98.29	98.07	98.07	96.57	97.5	97.82
	C-N	0.64	0.42	0.79	0.57	1.14	0.36	0.65
mT5-1B	Clean	98.79	98.57	98.07	98.43	98.64	98.29	98.46
	Noisy	98.29	98.43	97.57	98.07	97.21	98.07	97.94
	C-N	0.5	0.14	0.5	0.36	1.43	0.22	0.52
mT5-3B	Clean	99.29	99.0	98.71	98.79	98.71	98.86	98.89
	Noisy	98.93	98.5	98.71	98.5	98.36	98.71	98.62
	C-N	0.36	0.5	0.0	0.29	0.35	0.15	0.27
Falcon-7B	Clean	98.93	97.71	97.64	97.79	-	-	98.02
	Noisy	97.57	97.36	97.57	97.07	-	-	97.39
	C-N	1.36	0.35	0.07	0.72	-	-	0.62
BLOOM-7B	Clean	98.5	-	98.71	98.57	97.86	-	98.41
	Noisy	97.93	-	98.0	97.86	97.5	-	97.82
	C-N	0.57	-	0.71	0.71	0.36	-	0.59
mT5-13B	Clean	99.29	99.21	99.14	99.0	98.5	98.93	99.01
	Noisy	98.71	98.86	98.86	98.93	97.79	98.86	98.67
	C-N	0.58	0.35	0.28	0.07	0.71	0.07	0.34

Table 13: SNIPS dataset clean and noisy test results from the WikiTypo noise insertion method for each model and each language. C-N shows the performance degradation amount. Hindi exhibits the highest performance gap, particularly in mT5 models, while Turkish demonstrates the least.

Models		WikiANN (NER) - (F1)					Average
		en	de	es	fr	tr	
mBERT-179M	Clean	84.67	89.73	92.4	91.37	92.66	90.17
	Noisy	79.87	86.12	88.57	87.19	89.72	86.29
	C-N	4.8	3.61	3.83	4.18	2.94	3.87
XLM-R-279M	Clean	82.58	87.14	90.61	89.27	91.55	88.23
	Noisy	79.18	84.03	87.14	85.24	88.4	84.80
	C-N	3.4	3.11	3.47	4.03	3.15	3.43
mT5-300M	Clean	42.46	28.62	37.76	47.09	34.55	38.10
	Noisy	40.41	26.99	35.47	44.76	32.81	36.09
	C-N	2.05	1.63	2.29	2.33	1.74	2.01
mT5-580M	Clean	54.45	39.08	44.14	56.36	47.44	48.29
	Noisy	51.66	37.07	42.37	53.86	45.73	46.14
	C-N	2.79	2.01	1.77	2.5	1.71	2.16
mT5-1B	Clean	59.54	44.15	47.03	60.86	51.47	52.61
	Noisy	56.7	42.65	45.02	58.45	49.95	50.55
	C-N	2.84	1.5	2.01	2.41	1.52	2.06
mT5-3B	Clean	54.97	38.29	45.04	57.28	48.38	48.79
	Noisy	51.37	36.41	42.7	54.4	46.22	46.22
	C-N	3.6	1.88	2.34	2.88	2.16	2.57
Falcon-7B	Clean	42.25	52.04	55.25	53.15	-	50.67
	Noisy	37.58	48.27	50.49	47.57	-	45.98
	C-N	4.67	3.77	4.76	5.58	-	4.69
BLOOM-7B	Clean	45.69	-	66.40	62.24	-	58.11
	Noisy	39.57	-	56.76	53.05	-	49.79
	C-N	6.12	-	9.64	9.19	-	8.32
mT5-13B	Clean	52.63	32.4	42.11	54.81	44.07	45.20
	Noisy	50	30.81	40.4	52.25	42.86	43.26
	C-N	2.63	1.59	1.71	2.56	1.21	1.94

Table 14: Performance (F1 score) of each model on the five languages. Clean means clean data, Noisy means our created noisy data, and C-N means the difference between the performance on the clean and noisy data. Decoder-only models (BLOOM and Falcon) are more vulnerable to noise

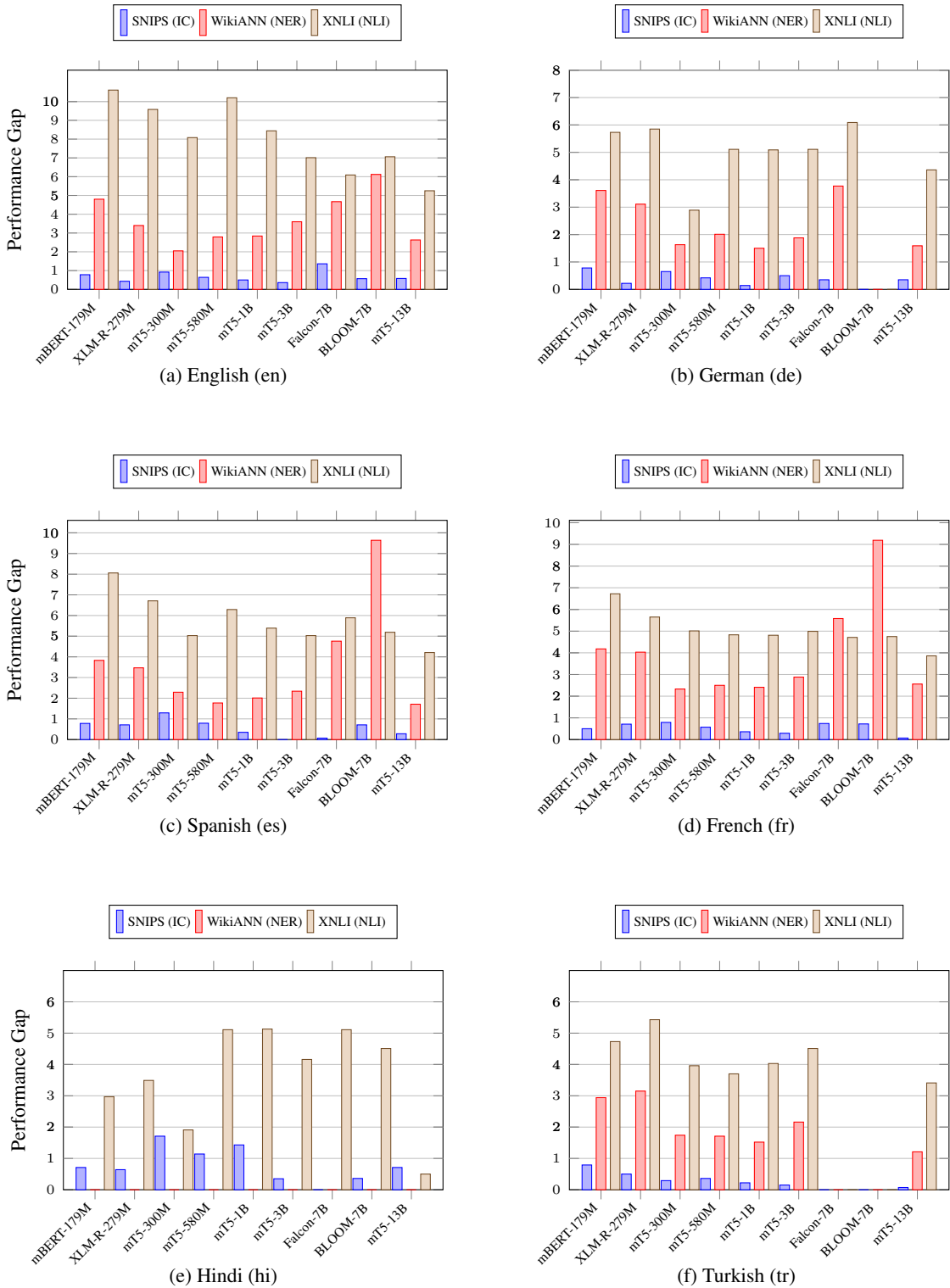


Figure 5: Performance gap between clean and noisy test sets of SNIPS (IC), XNLI (NLI) and WikiANN (NER) datasets for English (en), German (de), Spanish (es), French (fr), Hindi (hi), and Turkish (tr) languages.

Model	Lr	Batch size	Weight decay	Epochs
SNIPS				
mBERT, XLM-R, mT5-3B, Falcon-7B, BLOOM-7B, mT5-13B	1e-05	8	0.1	2
mT5-300M, mT5-580M	1e-04	8	0.01	6
mT5-1B	1e-04	8	0.01	2
WikiANN				
All Models	3e-04	32	0.01	2
XNLI				
mBERT, XLM-R, mT5-3B, Falcon-7B, BLOOM-7B, mT5-13B	1e-05	32	0.01	2
mT5-300M, mT5-580M, mT5-1B	1e-04	32	0.01	6

Table 15: Hyper-parameters use to fine tune the models for each dataset. Other parameters are the same for all the experiments: gradient_accumulation=4, optimizer=Adam, bf16=True, gradient_checkpointing=True.

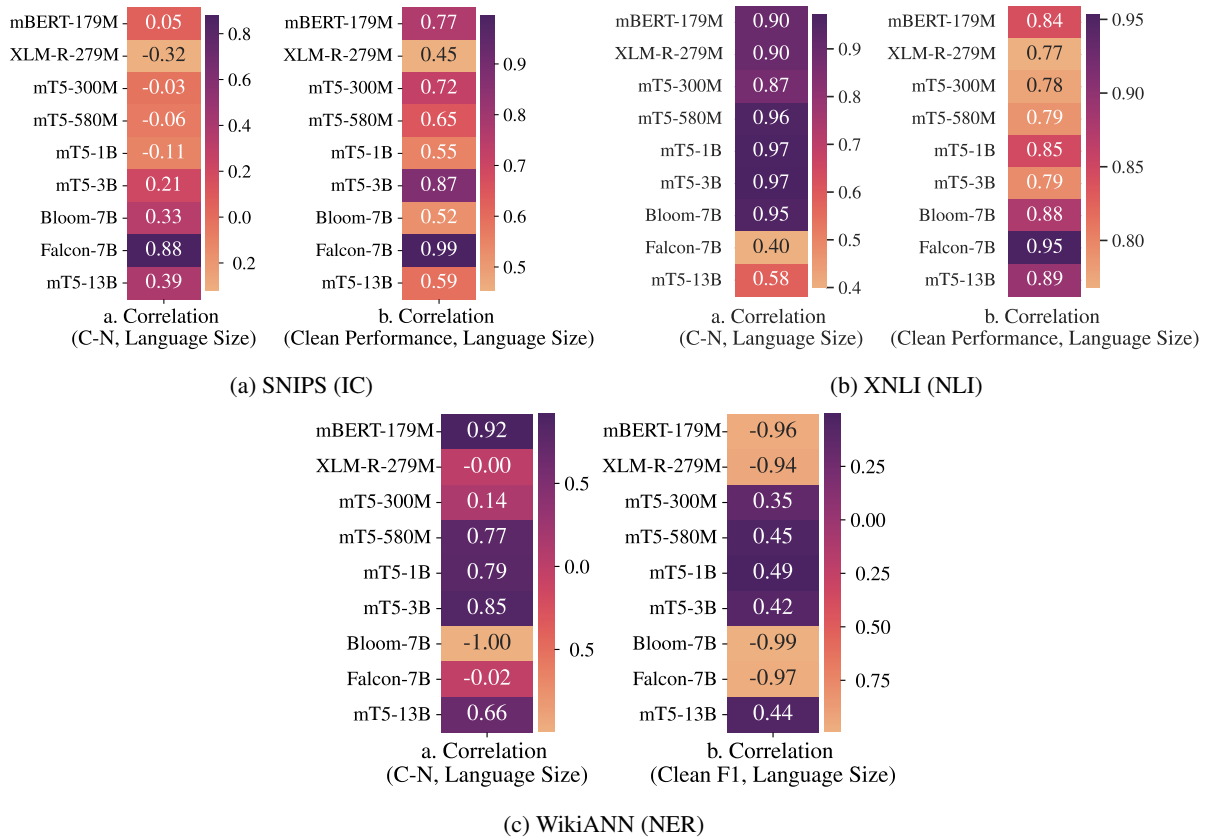


Figure 6: The heatmaps show the (Pearson) correlation of the performance gap and the model’s clean performance with the language size of the models over three SNIPS, XNLI, and WikiANN datasets. The correlation varies across different datasets (tasks). However, clean performance generally exhibits a positive correlation with language model size, except for the WikiANN dataset when considering models other than mT5.