

Testing $\gamma\delta$ CDM Model in the Redshift Bins

Furkan Şakir Dilsiz,^{1,*} Cemsinan Deliduman,^{1,†} and Selinay Sude Binici^{2,‡}

¹*Department of Physics, Mimar Sinan Fine Arts University, Bomonti 34380, İstanbul, Türkiye*

²*Department of Physics, İstanbul Technical University, Maslak 34469, İstanbul, Türkiye*

The Hubble crisis is the discrepancy in the values of the Hubble constant inferred from diverse observations in the late and early Universe, being of the order 5σ . Instead of resolution, the conflict is getting larger with further late-time observations. A fundamental constant should be and remain constant throughout the cosmological history and thus at all redshifts. The fact that it turns out to be a function of redshift in the Λ CDM model points out that either there is a problem with the current cosmological model, indicating unknown new physics, or there are unknown systematics in some of the observations. In this work, we investigate the redshift dependence of the Hubble constant in the $\gamma\delta$ CDM cosmological model, which is a new cosmological model based on $f(R)$ gravity in an anisotropic background. Through data analysis with the Pantheon+ type Ia supernovae, the cosmic chronometers Hubble, and both the old and the Dark Energy Spectroscopic Instrument (DESI) baryon acoustic oscillation data, we establish that the Hubble constant in our model does not evolve with redshift. We also confirm that our model fits the aforementioned data better than the Λ CDM model by checking various information criteria. The value of the Hubble constant obtained in the $\gamma\delta$ CDM model is in the 1σ bound of the late Universe observations.

I. INTRODUCTION

Hubble constant is arguably the most important parameter of the current cosmological paradigm, namely the Λ CDM model. As its name suggests, it is a constant and therefore its inferred value from cosmological observations, whether these come from the late Universe or the early Universe, should agree with each other inside the observational error bounds. However, whereas the inferred value of the Hubble constant from the late-time observations utilizing the distance ladder is $H_0 = 73.30 \pm 1.04 \text{ km/s/Mpc}$ [1], in contrast it is $H_0 = 67.37 \pm 0.54 \text{ km/s/Mpc}$ [2] from the early Universe cosmic microwave background (CMB) observations. Both of these measurements are historically very precise and the fact that they differ from each other by more than 5σ [1, 3] is termed the Hubble crisis [4], or in a mild manner, the Hubble tension.

Hubble tension is one of the most important problems in cosmology [5–17] and with the latest observations it seems to get even worse. The James Webb Space Telescope (JWST)’s latest observations ruled out the so-called “crowding problem” [18–21], which is the excess brightness in the observations of Cepheid variables, as a possible contributor to systematic errors in the SH0ES result [1]. Several new studies support a value of the Hubble constant even larger than the one obtained through the calibration of the distance ladder: the most precise distance measurement to the Coma cluster and the DESI fundamental plane relation [22] indicates $H_0 = 76.5 \pm 2.2 \text{ km/s/Mpc}$ [23]; removal of the problematic data in the calibration of the Tully-Fisher relation brings about a similarly high value of $H_0 = 76.3 \pm 2.1(\text{stat}) \pm 1.5(\text{sys}) \text{ km/s/Mpc}$ [24], whereas the calibration with all available data indicated $H_0 = 73.3 \pm 2.1(\text{stat}) \pm 3.5(\text{sys}) \text{ km/s/Mpc}$ [25]; the measurement of H_0 from JWST’s observation of multiply imaged type Ia supernova “SN H0pe” produces $H_0 = 75.4_{-5.5}^{+8.1} \text{ km/s/Mpc}$ [26]; and spectral modeling of type II supernova allows a determination of $H_0 = 74.9 \pm 1.9(\text{stat}) \text{ km/s/Mpc}$, a result free from the distance ladder calibration [27]. There are also some studies which indicate a value for the Hubble constant in agreement with the SH0ES result [1]: according to [28] JWST observations validate the Hubble Space Telescope (HST)’s distance measurements, and they obtain $H_0 = 72.6 \pm 2.0 \text{ km/s/Mpc}$; similarly, focusing only on the first two rungs of the distance ladder indicates a value of $H_0 = 73.4 \pm 1.0 \text{ km/s/Mpc}$ according to [29]; in contrast, a renewed Cepheid variable calibration provides $H_0 = 72.35 \pm 0.91 \text{ km/s/Mpc}$ [30], reducing the Hubble tension. There are also studies which agree with the value of Hubble constant inferred from the CMB observations [2]: combining Cepheids, TRGB stars, and J-region asymptotic giant branch stars

*Corresponding author: furkansakirdilsiz@gmail.com

†Electronic address: cdeliduman@gmail.com

‡Electronic address: binici.sude@gmail.com

data from JWST observations in [31] it is determined that $H_0 = 69.96 \pm 1.05(stat) \pm 1.12(sys) \text{ km/s/Mpc}$; further, an analysis [32] done with non-Planck (WMAP) together with DESI baryon acoustic oscillations (BAO) data results in $H_0 = 68.86 \pm 0.68 \text{ km/s/Mpc}$, reducing the Hubble tension; similarly, the newest calculation from DESI BAO data, that avoids the need of calibrating the value of the sound horizon, is reported [33] to result in a value of $H_0 = 68.4^{+1.0}_{-0.8} \text{ km/s/Mpc}$; lastly, a recalibration of DESI BAO data by utilizing the “deep learning techniques” [34] reduced the Hubble tension further with an inferred value of the Hubble constant $H_0 = 71.20 \pm 0.47 \text{ km/s/Mpc}$.

The Hubble tension may point out the existence of a different cosmological model or new physics. It is also plausible that the standard cosmological model, which prefers the Hubble constant less than 70 km/s/Mpc according to the data, is the correct description of the Universe, and all the late-time measurements of the Hubble constant are plagued by systematic errors. Another possibility is that the Hubble constant might be “running with redshift” and thus it has different inferred values depending on the observations done at different redshifts. As discussed in the following (see also [35]), this third possibility was seen as a likely solution of the Hubble tension in several works in the literature.

However, in the Friedmann equation framework, the Hubble constant H_0 is a constant, and thus it should have the same value from whichever observation or the dataset it is calculated. By integrating the Friedmann equations, the Hubble constant can be correlated with the Hubble parameter as

$$H_0 = H(z) \exp\left(-\frac{3}{2} \int_0^z \frac{1 + \omega_{model}(z')}{1 + z'} dz'\right), \quad (1)$$

where $\omega_{model}(z)$ depends on the cosmological model, which could contain several species of energy densities [36–38]. Therefore, for H_0 to have the same value at all redshifts, Hubble parameter values inferred from observations at distinct redshifts should balance out the contribution from the exponentiated integral, which is very much model dependent due to the existence of the redshift dependent function $\omega_{model}(z)$. If this balancing act is observed not to be performed for a cosmological model, this would indicate the existence of serious problems with that model [35]. This requirement gives us an excellent test of possible cosmological models in the Friedmann equation framework. If the Hubble parameter and the exponentiated integral do not balance out each other for a particular dataset, then observations at distinct redshifts would infer distinct values for the Hubble constant. There have been several analyses in the literature, based on the Λ CDM model, that show inferred values of the Hubble constant depending on the redshift of the observation(s) from which it is inferred. One unifying feature of these analyses is that the Hubble constant decreases with increasing redshift in various datasets.

One of the first such analyses was performed by the H0LiCOW collaboration [9, 39]. They determined H_0 from measured time delays of six lensed quasars. Even though joint analysis indicated a value of H_0 in agreement with the local measurements of H_0 , individual lenses at increasing redshifts indicated a descending trend with a falling slope of 1.9σ statistical significance in the inferred values of H_0 [9]. Such a descending trend was also observed when the low redshift Pantheon+ Type Ia Supernovae (Sne Ia) data, combined with BAO data, cosmic chronometers (CC) Hubble data and megamasers data, is separated into six bins according to their redshift [40]. The Hubble constant in each bin is then obtained by fitting the Λ CDM model. Descending trend with a line of falling slope is found to have 2.1σ statistical significance. Several groups [38, 41–48] have further shown that there is such a descending trend in the value of the Hubble constant obtained by fitting the Λ CDM model in several redshift bins of Pantheon+ Type Ia Supernovae (Sne Ia) data, combined with various other cosmological datasets. In the series of papers [41–44], datasets are enlarged in each of the consecutive analyses. The binned analysis done first with Pantheon SNe Ia dataset [41, 42], then combining the BAO data [43], and lastly also combining the so-called platinum sample of Gamma Ray Bursts (GRBs) [44] all pointed out a decreasing trend of the Hubble constant with redshift both in the Λ CDM model and also the $\omega_0\omega_a$ CDM model [49, 50]. As shown in [41–43], this decreasing trend is more pronounced in the $\omega_0\omega_a$ CDM model compared to the Λ CDM. It is also commented [42, 43] that a possible explanation of such a decreasing trend could be found in an $f(R)$ modified theory of gravity. Similar binned analyses were also done in [45–47] with the observation of a similar decreasing trend in H_0 and an increasing trend in the matter density, Ω_{m0} parameter. The binned analysis is first done with the Pantheon SNe Ia data, together with CC and BAO datasets [45], then with mock Hubble data the Λ CDM model is tested in redshift bins and the similar decreasing trend of H_0 is again observed [46]. This analysis is repeated with the newer Pantheon+ SNe Ia dataset in [47] and possibility of a negative dark energy density in the Λ CDM model is investigated. At

the end of their analysis, the authors reached the conclusion that either there exist some unknown systematic errors in SNe Ia data or the Λ CDM model is broken down.

Jia, Hu and Wang [38, 48] improved on the previous work by utilizing a piecewise redshift dependent function $H_{0,z}$, which is constant in each redshift bin. Their improvement was to eliminate correlations between different bins by diagonalizing the covariance matrix with a principal component analysis [51]. In their first analysis [38], they used the Pantheon+ SNe Ia dataset together with the CC Hubble dataset and 12 BAO data points. They found a decreasing trend in the Hubble constant with a significance of 5.6σ . Later they repeated [48] their analysis with the newly announced DESI BAO dataset and a decreasing trend in the Hubble constant with an even larger 8.6σ statistical significance. These results, combined with the analyses done by other groups as described above, strongly suggest the breakdown of the Λ CDM model.

In the present work we are going to test the recently proposed $\gamma\delta$ CDM model [52, 53] in the redshift bins of the late-time cosmological data to attest whether it has the same pathology of running H_0 as in the Λ CDM and the $\omega_0\omega_a$ CDM models. If that is the case, then the $\gamma\delta$ CDM model should also be declared problematic, at the least. The $\gamma\delta$ CDM cosmological model is based on $f(R)$ gravity in an anisotropic background. In this model, the expansion of the Universe depends very differently on the energy content of the Universe compared to the Λ CDM model. The differences come about twofold: Firstly, the contribution of each energy density to the Hubble parameter is weighted by an equation of state parameter dependent constant. Additionally, in their contribution to the Hubble parameter, the dependence of energy densities on redshift differs from what their physical nature requires. This change in the relation of the Universe's energy content to the Hubble parameter modifies the relation between redshift and cosmic time. It is shown [52, 53] that this model does not allow a cosmological constant component. However, a dynamical dark energy, decreasing with the expansion of the universe, is a possibility. In the following sections, through data analysis with the Pantheon+ type Ia supernovae, the cosmic chronometers, and both the old and the Dark Energy Spectroscopic Instrument (DESI) baryon acoustic oscillation data, we are going to demonstrate that the Hubble constant in our model does not evolve with redshift. We will also confirm that our model fits the aforementioned data better than the Λ CDM model by checking various information criteria. Another interesting result will be that the value of the Hubble constant obtained through this analysis is in the 1σ bound of the SH0ES result [1].

There were previous works that aimed to find a theoretical framework for the running of H_0 . In [41, 54] $f(R)$ gravity is expressed as a scalar-tensor theory, and the decay of the Hubble constant with redshift is attained with the dynamics of the scalar field in the theory. The parameters η or α in their H_0^{eff} [41, 54] are related to the parameter δ in the $\gamma\delta$ CDM model, however, the similarity stops there. Their model is very different from ours and supports the decay of H_0 with redshift. Similar to our redshift dependent dark energy, an evolutionary dark energy model was proposed in [55], where a binned analysis of the Pantheon SNe Ia sample was performed, and it is shown that this model also supports a running Hubble constant. In some scalar-tensor theories [56, 57] solutions of the field equations resulted in the dependence of the energy densities on redshift similar to the $\gamma\delta$ CDM model. These solutions are not exact, unlike the $\gamma\delta$ CDM model, and dark energy can only be included effectively. Moreover, in these works, the contribution of dust to the expansion diminishes faster than its actual physical dynamics demands. This is contrary to the behavior in the $\gamma\delta$ CDM model.

This paper is organized as follows: In the next section, the derivation of the $\gamma\delta$ CDM model in an anisotropic background in the $f(R)$ gravity framework is summarized. In Section III we present datasets with which we perform the Bayesian analysis, which is summarized in Section IV. In Section V we present and discuss the main results of our analyses. Lastly, in Section VI, we summarize our work and examine our results.

II. THEORY

In this section, we summarize the fundamentals of the $f(R)$ modified gravity in the Bianchi type I background and review the resulting $\gamma\delta$ CDM cosmological model. Further details can be found in [52, 53].

The action of $f(R)$ gravity is given in terms of an arbitrary function of the scalar curvature R . Together with the matter part, the total action can be written as

$$S = - \int d^4x \sqrt{-g} \left(\frac{1}{2\kappa} f(R) + \mathcal{L}_m \right), \quad (2)$$

where \mathcal{L}_m is the Lagrangian density for matter fields and the Einstein constant is denoted by $\kappa = 8\pi G$. We use natural units ($c=1$) throughout this article. Varying the action (2) with respect to the metric, the field

equations are found to be

$$f_R R_{\mu\nu} - \frac{1}{2} f g_{\mu\nu} + (g_{\mu\nu} \square - \nabla_\mu \nabla_\nu) f_R = \kappa T_{\mu\nu}, \quad (3)$$

where the energy-momentum tensor is obtained from $T_{\mu\nu} = -\frac{2}{\sqrt{-g}} \frac{\delta S_m}{\delta g_{\mu\nu}}$, and f_R denotes $\frac{\partial f}{\partial R}$.

Based on various observational indications [58–64] and theoretical works [65–70] we hypothesize the background metric to be anisotropic. The simplest case of such an anisotropic background is the Bianchi type I spacetime, given by the metric

$$ds^2 = -dt^2 + A(t)^2 dx^2 + B(t)^2 (dy^2 + dz^2), \quad (4)$$

where $A(t)$ and $B(t)$ are directional scale parameters, distinct from each other. Then we define the directional Hubble parameters as $H_x = \dot{A}/A$ and $H_y = H_z = \dot{B}/B$. The average scale parameter, $a(t)$, is defined in terms of the physical volume as $V(t) = A \cdot B^2 = a(t)^3$. In terms of the directional Hubble parameters we also define average quantities, which are the average Hubble parameter and the shear anisotropy parameter, respectively:

$$H(t) = \frac{1}{3} \left(\frac{\dot{A}}{A} + 2 \frac{\dot{B}}{B} \right) \quad \text{and} \quad S(t) = \frac{\dot{A}}{A} - \frac{\dot{B}}{B}. \quad (5)$$

Note that $S^2(t)$ quantifies the anisotropic expansion and is related to the shear scalar $\sigma^2(t)$ [71] by $S^2(t) = 3\sigma^2(t)$. The average Hubble parameter can be further expressed in terms of the average scale parameter as $H(t) = \dot{a}/a$.

Expressing the field equations in terms of the parameters $H(t)$ and $S(t)$, it was found [52, 53] that the field equations depend on the time derivative of the shear anisotropy parameter. We then made the basic assumption that the energy momentum tensor is in the form of a sum of multiple perfect fluid components. Since the background is anisotropic, this assumption requires the trace free Gauss–Codazzi equation [71, 72] given by

$$\frac{\dot{S}}{S} = - \left[3 \frac{\dot{a}}{a} + \frac{\dot{f}_R}{f_R} \right] \quad (6)$$

to hold, so that the field equations, written in terms of $H(t)$ and $S(t)$,

$$\kappa \rho = -f_R \left(3H^2 + 3\dot{H} + \frac{2S^2}{3} \right) + \frac{1}{2} f + 3H \dot{f}_R, \quad (7)$$

$$\kappa p = f_R \left(3H^2 + \dot{H} \right) - \frac{1}{2} f - 2H \dot{f}_R - \ddot{f}_R, \quad (8)$$

remain self-consistent after the perfect fluid assumption. Equation (6) can be solved after making the choice $\dot{S} = -(3 - \delta)HS$, which is inspired by the behavior of the shear scalar $\sigma^2(t)$ in [71], where the dynamical analysis limits δ to $0 < \delta < 1$. Then $S(t)$ and $f_R(t)$ are solved to have the forms $S(z) = s_0(z+1)^{(3-\delta)}$ and $f_R(z) = \varphi(z+1)^\delta$, respectively, in terms of redshift, $z+1 = 1/a$. Here, φ and s_0 are integration constants.

If the expansion of the Universe is due to the combined effect of the multiple perfect fluid components, the expected general form of the average Hubble parameter is a polynomial function of redshift, z , given by

$$H^2(z) = \sum_{\lambda} h_{\lambda} (z+1)^{\lambda}, \quad (9)$$

where the possible values of $\lambda \in \mathbb{R}$ are to be fixed by the field equations (7,8).

The perfect fluid components include dust (m) with vanishing pressure, radiation (r) with positive pressure, and dark energy (e) with negative pressure. It is argued in [52, 53] that a cosmological constant component cannot be a part of this theory. The equation of state parameter of dark energy component is given by $\omega = \gamma/3 - 1$ with $0 < \gamma \leq 2$. Thus, the total energy density is given by

$$\rho(z) = \rho_{e0}(z+1)^{\gamma} + \rho_{m0}(z+1)^3 + \rho_{r0}(z+1)^4, \quad (10)$$

where ρ_{e0} , ρ_{m0} and ρ_{r0} denote the present-day dark energy, dust and radiation densities, respectively.

Solving the field equations (7,8) with the given forms of $H(z)$ (9) and $\rho(z)$ (10) we are able to determine the Hubble parameter in terms of the dimensionless density parameters as

$$H^2 = \frac{H_0^2/\varphi}{(z+1)^\delta} \left[\frac{\Omega_{e0}}{b_\gamma}(z+1)^\gamma + \frac{\Omega_{m0}}{b_3}(z+1)^3 + \frac{\Omega_{r0}}{b_4}(z+1)^4 + \frac{\Omega_{s0}}{1-\delta}(z+1)^{6-\delta} \right] \quad \text{with} \quad \Omega_{s0} = \frac{\varphi s_0^2}{9H_0^2}. \quad (11)$$

where Ω_{e0}, Ω_{m0} and Ω_{r0} denote the present dimensionless density parameters for dark energy, dust and radiation components, respectively. They are obtained by dividing respective densities with the critical density $\rho_c = 3H_0^2/8\pi G$. Additionally, Ω_{s0} denotes the present-day dimensionless contribution of anisotropic shear to the Hubble parameter. H_0 is the Hubble constant at the present time. The coefficients b_n ($n = \gamma, 3, 4$) in (11) are given by

$$b_n = - \left(1 + \delta - \frac{1}{2n}(n-\delta)(4+\delta) \right). \quad (12)$$

Since the coefficient b_0 is divergent unless $\delta = 0$, this model does not allow inclusion of a cosmological constant term. Dark energy term need to be redshift dependent.

The general relativistic case is the limit $\delta \rightarrow 0$ and $\varphi \rightarrow 1$. In this limit, one finds $b_\gamma = b_3 = b_4 = 1$ and $\Omega_{e0} + \Omega_{m0} + \Omega_{r0} + \Omega_{s0} = 1$ as is expected for a flat universe described by the general relativistic Friedmann equations. In the same limit, shear dissipates with the sixth power of $a(t)$ as is the case in the anisotropic Λ CDM model [73]. To simplify the model (11) we will also set $\varphi = 1$ in the general $f(R)$ case when we constrain the cosmological parameters with Bayesian data analysis. A non-vanishing value of the δ parameter affects both how the different perfect fluid components contribute to the expansion of the Universe and also how these components dissipate as the Universe expands. The coefficients b_n for $n = \gamma, 3, 4$ are the weight factors and affect how different Ω_{i0} contribute to the Hubble parameter. Depending on the value of δ , the contribution of one component may get enhanced as the contribution of another component diminishes. A nonzero value of δ also changes how the contribution of perfect fluid components to the expansion of the Universe diminishes with the expansion. For example, even though the dust component physically diminishes with a^3 , its contribution to the expansion diminishes slower with $a^{3-\delta}$. This is also the case for the relativistic perfect fluid components. The redshift dependence of their contributions to the Hubble parameter has lower exponents compared to what their actual physical dynamics requires.

III. DATA

The datasets which we use to constrain the cosmological parameters of the $\gamma\delta$ CDM and the Λ CDM cosmological models are the same datasets that are used by Jia, Hu and Wang in [38, 48]: these are the Pantheon+ SNeIa, the CC Hubble, the old BAO and the newer DESI BAO datasets.

A. Pantheon+ SNe Ia data

We use the Pantheon+ sample of [74, 75]. The Pantheon+ sample contains 1701 light curves of 1550 distinct SNe Ia in the redshift range $0.001 < z < 2.262$. The data sample can be found in the GitHub [76]. The distance modulus residuals are given by

$$\Delta\mu_i = \mu_{\text{dat},i} - \mu_{\text{th}}(z_i), \quad (13)$$

where the observed distance modulus $\mu_{\text{dat},i}$ can be found in the Pantheon+ data file. Whereas the model-dependent distance modulus is defined by

$$\mu_{\text{th}} = 5 \log_{10} \left(\frac{d_L}{1\text{Mpc}} \right) + 25, \quad (14)$$

where d_L is the luminosity distance, the definition of which depends on both the observational and the model parameters [77] as

$$d_L = c(1 + z_{\text{hel}}) \int_0^{z_{\text{HD}}} \frac{dz'}{H(z')}, \quad (15)$$

where z_{hel} is the heliocentric redshift and z_{HD} is the Hubble diagram redshift. These data can be read from the ‘z_{hel}’ and ‘z_{HD}’ columns of the Pantheon+ data file [76].

The chi-squared function for the Pantheon+ sample is given by

$$\chi_{Pan+}^2 = \Delta\mu^T C_{Pan+}^{-1} \Delta\mu, \quad (16)$$

where the covariance matrix C_{Pan+} contains both statistical and systematic errors.

B. CC Hubble data

The observational Hubble parameter data are obtained using the cosmic chronometers technique [78]. We use 33 Hubble parameter measurements in the redshift range $0.07 \leq z \leq 1.965$ [79, 80]. These data are given in Table 1 of [38] with related references [81–90].

The chi-squared function for the cosmic chronometers Hubble dataset is given by [38]

$$\chi_{CC}^2 = \sum_{i=1}^{33} \frac{[H_{dat}(z_i) - H_{th}(z_i)]^2}{\sigma_i^2}, \quad (17)$$

where σ_i is the 1σ observational error, $H_{dat}(z_i)$ and $H_{th}(z_i)$ are the observed and calculated Hubble parameters, respectively, at redshift z_i .

C. Old BAO data

We use 12 baryon acoustic oscillation (BAO) measurements in the redshift range $0.122 \leq z \leq 2.334$. BAO data points are given in Table 2 of [38] with related covariance matrices and references [91–97].

The chi-squared function for the BAO dataset is given by [38]

$$\chi_{BAO}^2 = \Delta\nu^T C_{BAO}^{-1} \Delta\nu \quad \text{with} \quad \Delta\nu = \nu_{dat}(z_i) - \nu_{model}(z_i), \quad (18)$$

where $\nu_{dat}(z_i)$ is the vector of the BAO measurements, D_M/r_d , D_H/r_d , D_A/r_d and $D_V(r_d, f/r_d)$, at each redshift z_i . In these measurements $D_M(z)$ is the comoving distance, defined by

$$D_M(z) = c \int_0^z \frac{dz'}{H(z')} ; \quad (19)$$

$D_H(z) = c/H(z)$ is the Hubble distance; $D_A(z)$ is the angular diameter distance, defined by

$$D_A(z) = \frac{D_M(z)}{z+1} ; \quad (20)$$

and $D_V(z)$ is the angle-averaged distance, defined by

$$D_V(z) = \left[\frac{cz D_M^2(z)}{H(z)} \right]^{1/3}. \quad (21)$$

The comoving size of the sound horizon at the baryon drag is given by

$$r_d(z_d) = \int_{z_d}^{\infty} \frac{c_s(z)}{H(z)} dz, \quad (22)$$

where $z_d = 1059.6$ is redshift at the baryon drag [98]. The sound speed is defined as

$$c_s = \frac{c}{\sqrt{3(1 + R_b/(1+z))}}, \quad (23)$$

where $R_b = 31500 \cdot \Omega_{b0} h^2 (T_{CMB}/2.7)^{-4}$, with $T_{CMB} = 2.725$ is the observed average temperature of the cosmic microwave background radiation, and the baryon density is given in terms of $\Omega_{b0} h^2 = 0.02226$ [98].

D. DESI BAO data

We use the BAO measurements from the first year of observations of DESI collaboration [99]. 12 data points in the redshift range $0.295 \leq z \leq 2.33$ are shown in Table 1 of [99]. DESI BAO sample consists of the following tracers: the bright galaxy sample (BGS), the luminous red galaxy sample (LRG), the emission line galaxy sample (ELG), the quasar sample (QSO) and the Lyman- α forest sample (Lya QSO).

The chi-squared function for the DESI BAO dataset is

$$\chi_{DESI}^2 = \sum_{i=1}^{12} \frac{[v_{\text{dat}}(z_i) - v_{\text{th}}(z_i)]^2}{\sigma_i^2}, \quad (24)$$

where $v_{\text{dat}}(z_i)$ is the vector of the DESI BAO measurements, D_M/r_d , D_H/r_d and D_V/r_d , at each redshift z_i .

IV. METHODOLOGY

A. Piecewise function $H_{0,z}$

To test the possible redshift dependence of the Hubble constant in a cosmological model, we assume a piecewise function of the Hubble constant, whose value depends on the observations in specific redshift ranges, as was previously done in [38]. The piecewise function of the Hubble constant means that H_0 has constant H_{0,z_i} values in each of the corresponding redshift ranges $z_{i-1} \leq z < z_i$, where i labels each redshift range or bin.

The constant values of H_{0,z_i} in each bin can be deduced from the cosmological model by Bayesian data analysis. In this article, we determine the piecewise functions $H_{0,z}$ for both the standard flat Λ CDM and the $\gamma\delta$ CDM models.

1. Λ CDM model

The Hubble parameter in the Λ CDM model is given by

$$H(z) = H_0 \left[\Omega_{e0} + \Omega_{m0} (1+z)^3 + \Omega_{r0} (1+z)^4 \right]^{1/2}. \quad (25)$$

Since the radiation density today, Ω_{r0} , is very small $\Omega_{r0} \sim \mathcal{O}(10^{-4})$ [100] compared to $\Omega_{e0} \sim \Omega_{m0} \sim \mathcal{O}(10^{-1})$ [2], in the case of observations in the late Universe, i.e., observations with low redshift values, we can ignore contribution of the radiation term to the Hubble parameter.

Then, in the the Λ CDM model, the Hubble parameter can be written in an integral form as [38]

$$H(z) = H_0 \int_0^z \frac{3\Omega_{m0}(1+z')^2}{2[(1-\Omega_{m0}) + \Omega_{m0}(1+z')^3]^{1/2}} dz' + H_0, \quad (26)$$

where Ω_{e0} is replaced with $1 - \Omega_{m0}$. This form of the Hubble parameter is argued to be more advantageous [38] to infer the Hubble constant values in redshift intervals.

We now replace the Hubble constant H_0 in (26) with the piecewise function $H_{0,z}$ with constant values H_{0,z_i} in each redshift bin, labeled by i , to reach an expression for the Hubble parameter given as

$$H(z) = \sum_{i=1}^N \left[H_{0,z_i} \int_{z_{i-1}}^{z_i} \frac{3\Omega_{m0}(1+z')^2}{2[(1-\Omega_{m0}) + \Omega_{m0}(1+z')^3]^{1/2}} dz' \right] + H_{0,z_N}, \quad (27)$$

where $z_0 = 0$ and $z_N = z$. This is the same form of $H(z)$ previously obtained in [38]. In that work, it is shown that for constant $H_{0,z}$ up to redshift z , i.e., all $H_{0,z_i} = H_0$ in each redshift bin, and $\Omega_{m0} = 0.3$ fixed, equation (25) and (27) produce the same values for the Hubble parameter $H(z)$.

Bayesian analysis, to determine H_{0,z_i} in each redshift bin in the Λ CDM model, is also done with $\Omega_{m0} = 0.3$ fixed. As will be discussed in the next section, our results completely agree with the results of [38] and [48] in the case of the Λ CDM model. This was done to test that our code works correctly and that we can trust using it to test whether the Hubble constant is redshift dependent also in the $\gamma\delta$ CDM model.

2. $\gamma\delta$ CDM model

The Hubble parameter in the $\gamma\delta$ CDM model is given by:

$$H(z) = H_0 \left(\frac{\Omega_{e0}}{b_\gamma} (1+z)^{\gamma-\delta} + \frac{\Omega_{m0}}{b_3} (1+z)^{3-\delta} + \frac{\Omega_{r0}}{b_4} (1+z)^{4-\delta} + \frac{\Omega_{s0}}{1-\delta} (1+z)^{6-2\delta} \right)^{1/2}. \quad (28)$$

Since the anisotropic shear, dimensionlessly quantified by Ω_{s0} , is very small $\Omega_{s0} \sim \mathcal{O}(10^{-12})$ [52] compared to Ω_{e0} and Ω_{m0} [2], we can ignore the contribution of the anisotropic shear and of the radiation term (as in the Λ CDM model) to the Hubble parameter in the late Universe.

Then the integral form of the Hubble parameter in the $\gamma\delta$ CDM model is given by

$$H(z) = H_0 \int_0^z \frac{\left[\left(1 - \frac{\Omega_{m0}}{b_3}\right) (\gamma - \delta) (1+z')^{\gamma-\delta-1} + \frac{\Omega_{m0}}{b_3} (3 - \delta) (1+z')^{2-\delta} \right]}{2 \left[\left(1 - \frac{\Omega_{m0}}{b_3}\right) (1+z')^{\gamma-\delta} + \frac{\Omega_{m0}}{b_3} (1+z')^{3-\delta} \right]^{1/2}} dz' + H_0. \quad (29)$$

As it is done in the Λ CDM case above, we replace the Hubble constant H_0 in (29) with the piecewise function $H_{0,z}$ with constant values H_{0,z_i} in each redshift bin, labeled by i , to reach an expression for the Hubble parameter given by

$$H(z) = \sum_{i=1}^N \left[H_{0,z_i} \int_{z_{i-1}}^{z_i} \frac{\left[\left(1 - \frac{\Omega_{m0}}{b_3}\right) (\gamma - \delta) (1+z')^{\gamma-\delta-1} + \frac{\Omega_{m0}}{b_3} (3 - \delta) (1+z')^{2-\delta} \right]}{2 \left[\left(1 - \frac{\Omega_{m0}}{b_3}\right) (1+z')^{\gamma-\delta} + \frac{\Omega_{m0}}{b_3} (1+z')^{3-\delta} \right]^{1/2}} dz' \right] + H_{0,z_N}, \quad (30)$$

where $z_0 = 0$ and $z_N = z$. Since we are only interested in the values of H_{0,z_i} in the present work, we are going to fix the other model parameters, Ω_{m0} , γ , and δ , using the complete dataset. We will then determine in each bin the values of H_{0,z_i} and see if they run with redshift.

B. Bayesian analysis

We use the Bayesian inference method [101, 102] to constrain the parameters of the $\gamma\delta$ CDM and the Λ CDM cosmological models. This method determines the maximum of the likelihood function defined as

$$\mathcal{L}(\mathcal{I}|\theta, \mathcal{M}) \propto \exp \left[-\frac{1}{2} \chi^2(\mathcal{I}|\theta, \mathcal{M}) \right] \quad (31)$$

for a model. Here \mathcal{M} , θ and \mathcal{I} represent the model, parameters of the model and the datasets, respectively. $\chi^2(\mathcal{I}|\theta, \mathcal{M})$ is the chi-squared function. The minimum value of the chi-squared function corresponds to the maximum value of the likelihood function. The total chi-squared function is given by

$$\chi_{total}^2 = \chi_{Pan+}^2 + \chi_{CC}^2 + \chi_{BAO}^2 + \chi_{DESI}^2. \quad (32)$$

We use the Markov Chain Monte Carlo (MCMC) code emcee [103, 104] to constrain the parameters of the cosmological models. We modified and used the code found in the Github repository [105] provided by the authors of [38].

In the case of Λ CDM model, the mass density parameter is fixed to $\Omega_{m0} = 0.3$ and uniform prior distribution $50 \leq H_{0,z_i} \leq 80$ ($km/s/Mpc$) is used for all z_i . These are the same choices as were made in [38].

In comparison, the $\gamma\delta$ CDM model has two more free parameters, which are γ and δ . We fixed the anisotropic shear density parameter at the value of $\log_{10}(\Omega_{s0}) = -12.28$, obtained in a previous analysis of the $\gamma\delta$ CDM model [52]. The radiation density parameter is given by $\Omega_{r0} = h^{-2}(2.469 \cdot 10^{-5})(1 + \frac{7}{8}(\frac{4}{11})^{4/3} N_{eff})$, where $h = H_0/100$ and $N_{eff} = 3.046$ [100]. We first run the code with the full dataset with uniform prior distributions for H_0 , Ω_{m0} , γ and δ with the following ranges: $50 \leq H_0 \leq 80$ ($km/s/Mpc$), $0.2 \leq \Omega_{m0} \leq 0.4$, $0.001 \leq \gamma \leq 2.0$ and $0.0 \leq \delta \leq 0.772$. We then fixed the parameters Ω_{m0} , γ , and δ to the median values of the posterior results. In the binned analysis we only used H_{0,z_i} as the free parameter with uniform prior distribution $50 \leq H_{0,z_i} \leq 80$ ($km/s/Mpc$) for all z_i . We generate contour plots with GetDist [106].

In the binned analysis, the values of the Hubble constant H_{0,z_i} at different bins are correlated. In the present work, we follow the same method described in [38] to remove correlations. They used the principal component analysis method [51] to remove correlations by diagonalizing the covariance matrix. We modified and used the related code generously provided by the authors of [38] in the Github repository [105].

V. RESULTS AND DISCUSSION

The analysis of the late-time, i.e., small redshift, cosmological data in redshift bins can be done in several distinct ways: In [40] the full dataset is divided into bins nonuniformly, aiming for weighted average redshifts of each individual dataset to coincide in each bin. In [45], the highest redshift of each bin is kept constant, while the lowest redshift of each bin progressively gets larger. Thus, each consecutive bin contains fewer number of data points. In [47], the SNe Ia sample is divided into two bins at a redshift z_{split} . As z_{split} is increased, data is divided into different unequal parts each time. They observe a very pronounced decreasing trend of H_0 in high redshift bins with small numbers of data points. Dividing relevant data into bins with an approximately equal number of data points [41, 42], the so-called equal-number method, is another way to bin. Complementary to this method is to divide the data into bins of equal redshift width [51]. Both of the last two ways of binning are used in the analyses performed in [38, 48]. Since we want to compare and contrast our results with theirs, we also do our analyses with both binning methods.

In the following, we present the results of the data analysis of the $\gamma\delta$ CDM and the Λ CDM models with the CC+BAO+Pan+ dataset with equal-number and equal-width binning methods. Afterwards, we also present the results of the analyses with the new DESI BAO dataset added to the above dataset. We are going to tabulate our results both in the case of the $\gamma\delta$ CDM model and the Λ CDM model. We will also present our results in graphical forms and share the 2D and 1D posterior distribution plots. The models will be compared with the information criteria in each analysis separately.

A. Analysis with the CC+BAO+Pantheon+ dataset

The CC+BAO+Pantheon+ dataset includes 33 cosmic chronometers Hubble data points, 12 BAO measurement data points, and 1701 light curves of 1550 distinct Type Ia supernovae. The details of individual datasets are given in Section III. We analyze both the Λ CDM and the $\gamma\delta$ CDM models first with the full dataset, then with the binned dataset of 9 bins with equal number data points and finally with the binned dataset of 10 bins with equal redshift width.

1. Analysis with the full dataset

To keep the uncertainty in $H_{0,z}$ to be less than 1.0, the authors of [38, 48] fixed the dimensionless matter density parameter, $\Omega_{m0} = 0.3$ and chose uniform prior distribution $50 \leq H_{0,z_i} \leq 80$ ($km/s/Mpc$) for all z_i . When we constrain the flat Λ CDM model with the full CC+BAO+Pan+ dataset, with the same choices, the Bayesian analysis resulted in a posterior value for the only free parameter to be $H_0 = 73.13 \pm 0.12$ $km/s/Mpc$. This value is close to the late-time results as described in the Introduction. However, we will discuss how much the flat Λ CDM model is compatible with the full dataset compared to the $\gamma\delta$ CDM model at the end of this subsection. In the Bayesian analysis with the BAO data one also needs the value of the sound horizon at the baryon drag. For Λ CDM this value is taken to be $r_d = 147.1$ Mpc [2].

In the case of the full $\gamma\delta$ CDM model, other than H_0 and Ω_{m0} , there are three more free cosmological parameters; γ , δ , and Ω_{s0} . We fix the values of Ω_{m0} , γ , and δ by constraining them with the full dataset. We then use these fixed values and leave only $H_{0,z}$ as the free parameter in the binned analyses. Due to the degeneracy between Ω_{s0} and δ , we first fix $\log_{10}(\Omega_{s0}) = -12.28$, obtained in a previous analysis of the $\gamma\delta$ CDM model [52]. The radiation density parameter is also fixed by the Stefan-Boltzmann law and the CMB temperature [100]. Bayesian analysis with these fixed values and uniform prior distributions for free parameters, as described in section IV B, resulted in the following median posterior values with 1σ confidence intervals for the cosmological parameters: $H_0 = 72.71 \pm 0.24$ $km/s/Mpc$, $\Omega_{m0} = 0.284 \pm 0.016$, $\gamma = 0.486 \pm 0.14$ and $\delta = 0.010 \pm 0.004$. In Fig. 1 we present the marginalized 1D and 2D posterior distributions of the cosmological parameters of the $\gamma\delta$ CDM model. In the Bayesian analyses with the binned datasets we fixed Ω_{m0} , γ and δ to these values and left only the parameters H_{0,z_i} in each bin free with uniform prior distribution $50 \leq H_{0,z_i} \leq 80$ ($km/s/Mpc$) for all z_i . The sound horizon in the case of the $\gamma\delta$ CDM model is calculated from the values of the cosmological parameters from the full dataset fit and is found to be $r_d = 135.2$ Mpc. This value of the sound horizon is in the 1σ range of the model-independent estimate from a recalibration of SDSS and DESI BAO datasets, obtained by deep learning techniques [34].

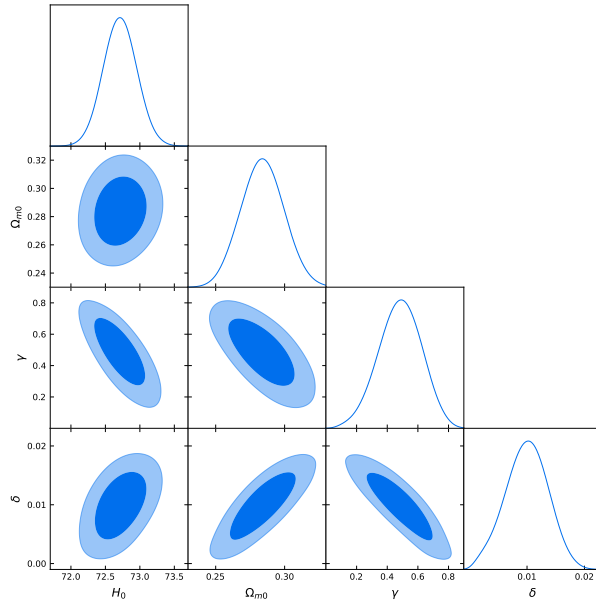


FIG. 1: The contour plots for 2D joint posterior distributions, with 1σ and 2σ confidence regions, for the free cosmological parameters (H_0 , Ω_{m0} , γ and δ) of the $\gamma\delta$ CDM model for the full CC+BAO+Pan+ dataset, together with 1D marginalized posterior distributions.

2. Binning with Equal-Number Method

In the equal-number binning method, we divide the data into nine bins, with, on average, 195 data points in each bin, as summarized in Table I. In Bayesian analysis, there is only one free parameter in each bin: H_{0,z_i} for $i = 1, \dots, 9$. Uniform prior distribution $50 \leq H_{0,z_i} \leq 80$ ($km/s/Mpc$) is used in each bin. After obtaining the posterior median values from the Bayesian analysis, we removed the correlations of H_{0,z_i} with one another by diagonalizing the covariance matrix as described in [38]. We present the uncorrelated results for each bin in Table I for both the cases of the $\gamma\delta$ CDM and the Λ CDM models. We also plotted the uncorrelated posterior values of H_{0,z_i} with 68% confidence level errors in Fig. 2, together with the observational constraints on H_0 from the SH0ES (blue) [1] and Planck (green) [2] collaborations.

Redshift bin	Data number	$\gamma\delta$ CDM \mathbf{H}_{0,z_i}	Λ CDM \mathbf{H}_{0,z_i}
[0.0 – 0.0155]	189	$72.09^{+0.20}_{-0.19}$	$72.65^{+0.20}_{-0.20}$
[0.0155 – 0.025]	190	$75.18^{+0.31}_{-0.49}$	$75.71^{+0.30}_{-0.49}$
[0.025 – 0.037]	184	$71.99^{+0.53}_{-0.50}$	$72.31^{+0.53}_{-0.50}$
[0.037 – 0.108]	193	$73.19^{+0.25}_{-0.25}$	$73.79^{+0.26}_{-0.25}$
[0.108 – 0.199]	194	$72.77^{+0.29}_{-0.28}$	$73.61^{+0.30}_{-0.28}$
[0.199 – 0.267]	193	$72.20^{+0.55}_{-0.51}$	$73.12^{+0.54}_{-0.52}$
[0.267 – 0.350]	195	$72.40^{+0.71}_{-0.67}$	$73.22^{+0.73}_{-0.73}$
[0.350 – 0.530]	203	$72.74^{+0.61}_{-0.60}$	$70.97^{+0.61}_{-0.59}$
[0.530 – 2.400]	205	$72.75^{+0.70}_{-0.69}$	$68.89^{+0.66}_{-0.66}$

TABLE I: Uncorrelated H_{0,z_i} posterior values in each of the equal-number bins of the CC+BAO+Pan+ dataset for the $\gamma\delta$ CDM and the Λ CDM models.

As seen in Table I and Fig. 2, there is a decreasing trend of the Hubble constant values obtained from the high redshift 8th and 9th bins in the case of Λ CDM model, which is curiously missing in the $\gamma\delta$ CDM model.

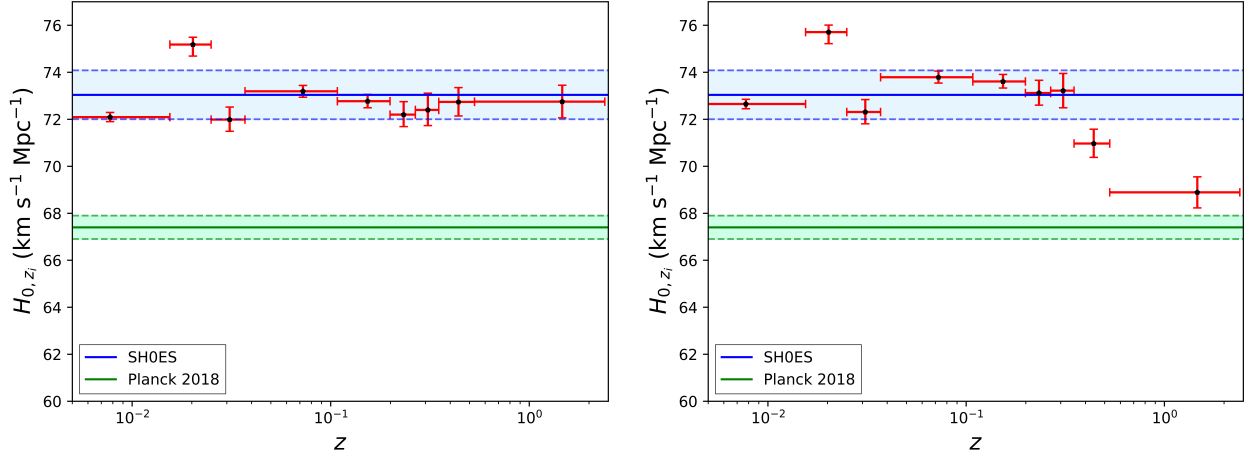


FIG. 2: Uncorrelated H_{0,z_i} posterior values with 68% confidence level errors, for the $\gamma\delta\text{CDM}$ (left) and the ΛCDM (right) models, in the case of equal-number bins of CC+BAO+Pan+ dataset compared to the observational constraints on H_0 from SH0ES (blue) [1] and Planck (green) [2] collaborations.

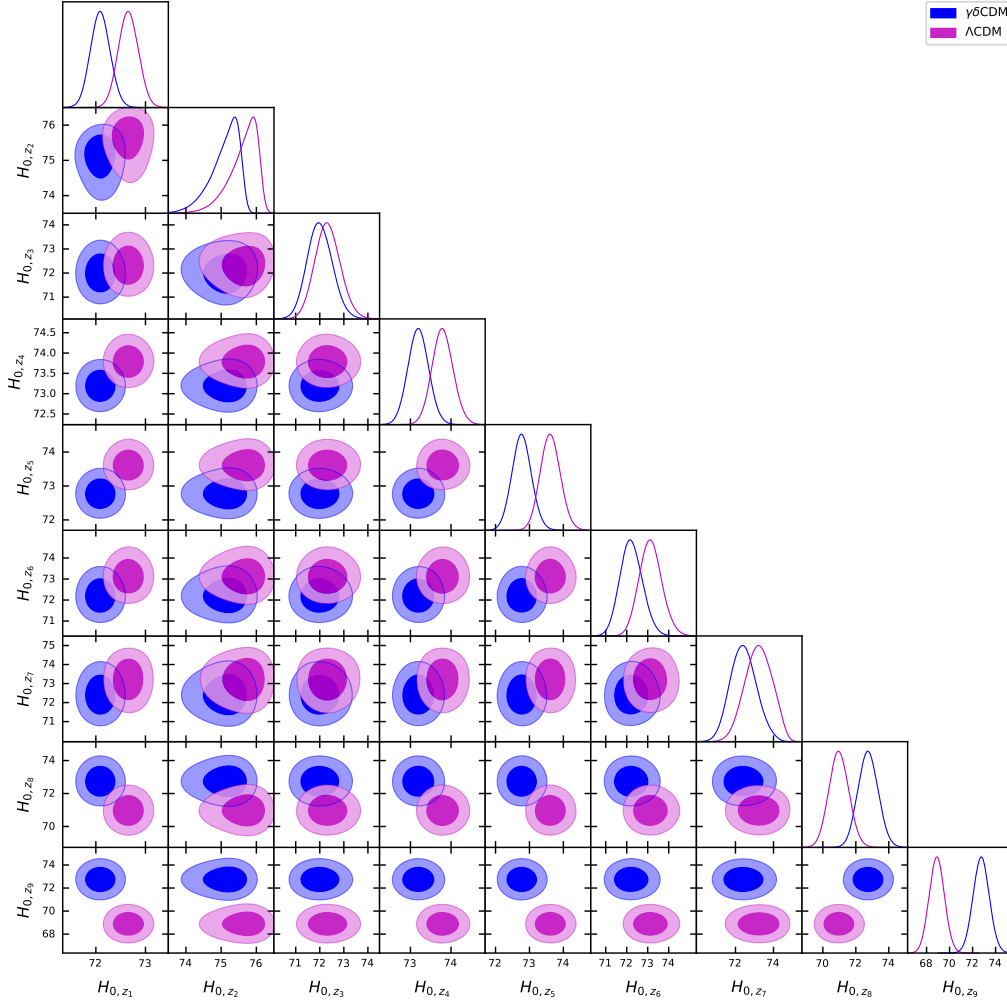


FIG. 3: Combined contour plots for 2D joint posterior distributions, with 1σ and 2σ confidence regions, for the H_{0,z_i} in each equal-number bin of the CC+BAO+Pan+ dataset in the $\gamma\delta\text{CDM}$ (blue) and the ΛCDM (purple) models, together with 1D marginalized posterior distributions.

The Hubble constant values obtained in each bin in the $\gamma\delta$ CDM model are in the 68% confidence interval of the late-time SH0ES observational result [1]. The fact that the Hubble constant does not run with redshift up to redshift $z = 2.4$ in the $\gamma\delta$ CDM model indicates that H_0 is a true constant in the $\gamma\delta$ CDM model. In contrast, the running of H_0 with redshift indicates that H_0 is not a true constant in the Λ CDM model, which is paradoxical. Thus, this analysis points out the breakdown of the Λ CDM model.

In Fig. 3 we present combined contour plots for 2D joint posterior distributions, with 1σ and 2σ confidence regions, for H_{0,z_i} in each equal-number bin of the CC+BAO+Pan+ dataset in the $\gamma\delta$ CDM and the Λ CDM models, together with 1D marginalized posterior distributions. This figure is also very illuminating in distinguishing the trends of the values of H_{0,z_i} with respect to redshift in the $\gamma\delta$ CDM and the Λ CDM models. Both the 2D and the 1D posterior distributions visually show that the constant H_0 paradoxically runs with redshift in the Λ CDM model, whereas it remains a constant in the $\gamma\delta$ CDM model.

3. Binning with Equal-Width Method

In the equal-width binning method, we divide the data into ten bins, the widths being $\Delta z = 0.1$ for the first four bins and $\Delta z = 0.4$ or $\Delta z = 0.5$ for the last three bins. Bins in the mid- z range have widths $\Delta z = 0.2$ or $\Delta z = 0.3$. The width of the bins are increased with the redshift so that there are enough data points in each bin, so that the statistical analysis makes sense. Even then, there are too few data points in the last two bins. We chose the same bin sizes and the same number of data points to be able to compare our results with the results of [38]. In the Bayesian analysis, there is only one free parameter in each bin: H_{0,z_i} for $i = 1, \dots, 10$. Uniform prior distribution $50 \leq H_{0,z_i} \leq 80$ ($km/s/Mpc$) is used in each bin. After obtaining the posterior median values from the Bayesian analysis, we removed the correlations of H_{0,z_i} with one another by diagonalizing the covariance matrix as described in [38]. We present the uncorrelated results for each bin in Table II for both the cases of the $\gamma\delta$ CDM and the Λ CDM models. We also plotted the uncorrelated posterior values of H_{0,z_i} with 68% confidence level errors in Fig. 4, together with the observational constraints on H_0 from the SH0ES (blue) [1] and Planck (green) [2] collaborations.

Redshift bin	Data number	$\gamma\delta$ CDM H_{0,z_i}	Λ CDM H_{0,z_i}
[0.0 – 0.1]	743	$72.72^{+0.14}_{-0.14}$	$73.25^{+0.14}_{-0.14}$
[0.1 – 0.2]	212	$72.95^{+0.32}_{-0.32}$	$73.79^{+0.32}_{-0.31}$
[0.2 – 0.3]	262	$72.18^{+0.48}_{-0.47}$	$73.17^{+0.49}_{-0.46}$
[0.3 – 0.4]	190	$72.36^{+0.76}_{-0.71}$	$71.13^{+0.70}_{-0.67}$
[0.4 – 0.6]	189	$73.04^{+0.79}_{-0.75}$	$71.53^{+0.77}_{-0.75}$
[0.6 – 0.8]	104	$72.70^{+1.25}_{-1.24}$	$69.00^{+1.25}_{-1.23}$
[0.8 – 1.1]	16	$71.10^{+2.34}_{-2.52}$	$68.86^{+2.30}_{-2.49}$
[1.1 – 1.5]	18	$73.78^{+1.79}_{-2.26}$	$69.43^{+2.09}_{-2.09}$
[1.5 – 2.0]	9	$70.28^{+2.86}_{-3.01}$	$65.06^{+2.74}_{-2.31}$
[2.0 – 2.4]	3	$73.93^{+1.38}_{-1.91}$	$65.89^{+1.68}_{-1.59}$

TABLE II: H_{0,z_i} posterior values in each of the equal-width bins of the CC+BAO+Pan+ dataset for the $\gamma\delta$ CDM and the Λ CDM models.

As seen in Table II and Fig. 4, there is a “clear” decreasing trend of the Hubble constant values in the case of Λ CDM model, which is curiously missing again in the $\gamma\delta$ CDM model. The last two bins contain too few data points and therefore the results of the Bayesian analysis are not as trustable as in the case of other bins. The low value obtained in the 9th bin in both models might indicate a systematic problem with some data in that bin. The Hubble constant values obtained in each bin in the $\gamma\delta$ CDM model are in the 68% confidence interval, or very close to the late time SH0ES observational result [1]. The fact that the Hubble constant does not have an obvious change with redshift up to redshift $z = 2.4$ in the $\gamma\delta$ CDM model indicates that H_0 is a true constant in the $\gamma\delta$ CDM model. In contrast, the running of H_0 with redshift indicates that H_0 is not a

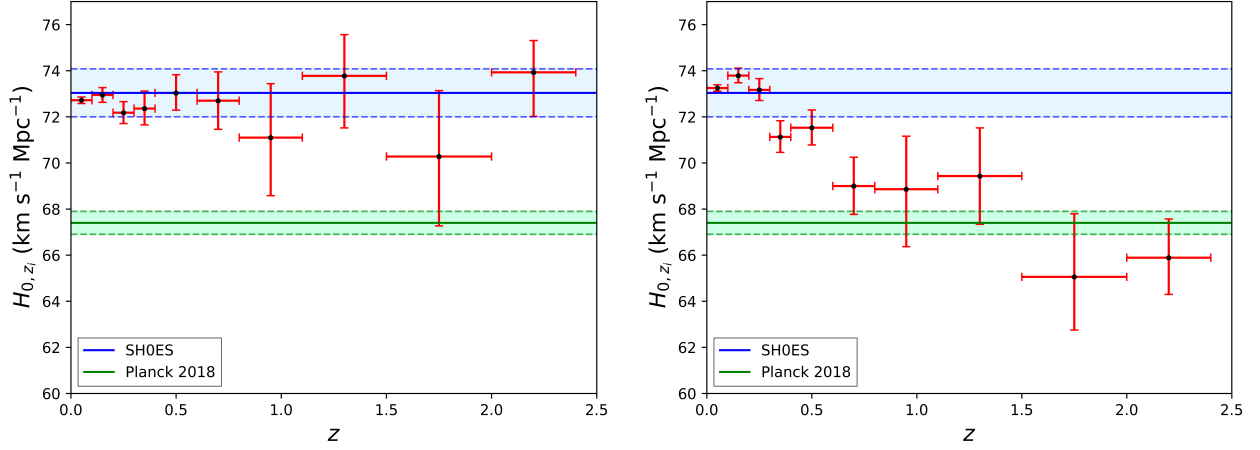


FIG. 4: Uncorrelated H_{0,z_i} posterior values with 68% confidence level errors, for the $\gamma\delta$ CDM (left) and the Λ CDM (right) models, in the case of equal-width bins of CC+BAO+Pan+ dataset compared to the observational constraints on H_0 from SHOES (blue) [1] and Planck (green) [2] collaborations.

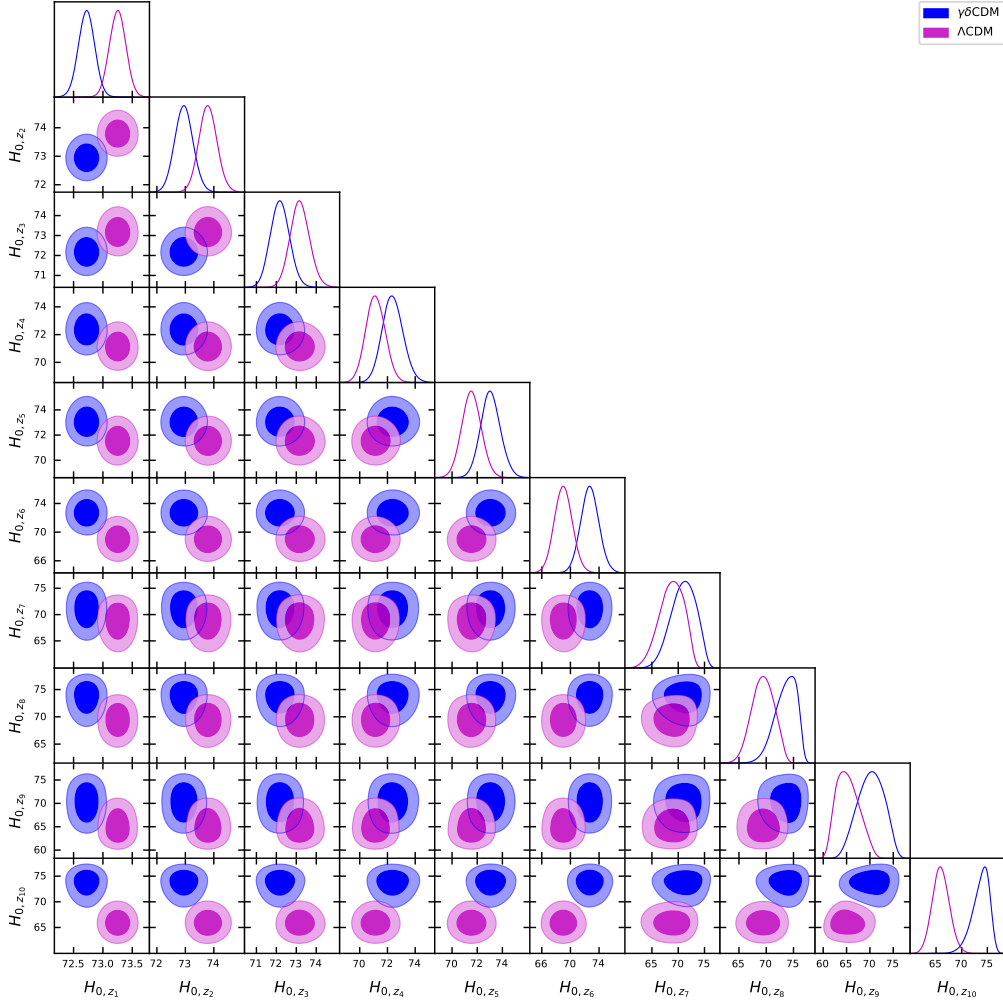


FIG. 5: Combined contour plots for 2D joint posterior distributions, with 1σ and 2σ confidence regions, for the H_{0,z_i} in each equal-width bin of the CC+BAO+Pan+ dataset in the $\gamma\delta$ CDM (blue) and the Λ CDM (purple) models, together with 1D marginalized posterior distributions.

true constant in the Λ CDM model, which is paradoxical. Thus, this analysis also points out the breakdown of the Λ CDM model.

In Fig. 5 we present combined contour plots for 2D joint posterior distributions, with 1σ and 2σ confidence regions, for H_{0,z_i} in each equal-width bin of the CC+BAO+Pan+ dataset in the $\gamma\delta$ CDM and the Λ CDM models, together with 1D marginalized posterior distributions. This figure is also very illuminating to distinguish the trends of H_{0,z_i} values with respect to redshift in the $\gamma\delta$ CDM and the Λ CDM models. Both the 2D and the 1D posterior distributions visually show that the constant H_0 paradoxically runs with redshift in the Λ CDM model, whereas it remains a constant in the $\gamma\delta$ CDM model.

4. Comparison of the cosmological models

It is expected that a model with extra free parameters would have a higher maximum value of the likelihood function (31) compared to the model with a lower number of parameters. The model comparison criteria takes into account this disparity by penalizing the existence of extra free parameters. The most widely used information criteria are the Akaike information criterion (AIC) [107] and the Bayesian information criterion (BIC) [108]. The AIC is defined by $AIC = 2k - 2 \ln \mathcal{L}$ and the BIC is defined by $BIC = k \ln N - 2 \ln \mathcal{L}$, where k is the number of model parameters, N is the number of data points, and \mathcal{L} is the maximum value of the likelihood function (31). For large dataset sizes, the penalty is larger in BIC than in AIC [109].

The Λ CDM model has only one free parameter, H_0 , after the matter density parameter is fixed (see section V A 1). The $\gamma\delta$ CDM model has two extra free cosmological parameters compared to the Λ CDM model. In the analysis for the $\gamma\delta$ CDM model with the full CC+BAO+Pan+ dataset we did not fix the matter density parameter, and therefore this analysis is done with four free parameters. In the analysis with equal-number bins there are nine bins, and for each bin there is one free parameter H_{0,z_i} . In the analysis with equal-width bins, there are ten bins and for each bin there is one free parameter H_{0,z_i} .

In Table III we present $\min \chi^2$, AIC and BIC values calculated for all the analyses done with distinct binning methods and with distinct models. We also present differences in the information criteria values, calculated in each of the full or distinctly binned datasets separately. $\Delta \ln(\mathcal{L})$ is defined by $-2\Delta \ln(\mathcal{L}) = \min \chi_{\gamma\delta CDM}^2 - \min \chi_{\Lambda CDM}^2$ and similarly for ΔAIC and ΔBIC .

The differences in the values of the information criteria in each of the datasets are noteworthy, as presented in Table III. Although $\gamma\delta$ CDM is penalized for having additional parameters, the information criteria strongly favor it over the Λ CDM model. This preference is more pronounced in the case of analyses with full dataset. Thus, we can safely conclude that the CC+BAO+Pan+ late-time observational dataset favors the $\gamma\delta$ CDM cosmological model for which H_0 is a true constant.

Dataset	Model	$\min \chi^2$	$\Delta \ln(\mathcal{L})$	AIC	ΔAIC	BIC	ΔBIC
Full dataset	Λ CDM	1928.9	0	1930.9	0	1936.4	0
	$\gamma\delta$ CDM	1785.4	71.8	1793.4	-137	1815.3	-121
Equal-number bins	Λ CDM	1868.3	0	1886.3	0	1935.5	0
	$\gamma\delta$ CDM	1771.4	48.4	1789.4	-96.9	1838.6	-96.9
Equal-width bins	Λ CDM	1875.8	0	1895.8	0	1950.5	0
	$\gamma\delta$ CDM	1783.2	46.3	1803.2	-92.6	1857.9	-92.6

TABLE III: Minimum chi-squared, Akaike Information Criterion (AIC) and Bayesian Information Criterion (BIC) results for the $\gamma\delta$ CDM and the Λ CDM models fitted to the CC+BAO+Pan+ dataset. Differences of information criteria values are calculated for each dataset separately.

B. Analysis with the CC+BAO+DESI+Pantheon+ Dataset

The CC+BAO+DESI+Pantheon+ dataset include 33 cosmic chronometers Hubble data points, 12 old BAO measurement data points, 12 new BAO measurement data points obtained by DESI collaboration, and 1701

light curves of 1550 distinct Type Ia supernovae. The details of individual datasets are given in Section III. We analyzed both the Λ CDM and $\gamma\delta$ CDM models firstly with the full dataset, then with the binned dataset of 9 bins with equal number data points and finally with the binned dataset of 10 bins with equal redshift width.

1. Analysis with the full dataset

When we constrain the flat Λ CDM model with the full CC+BAO+DESI+Pan+ dataset, with the choice $\Omega_{m0} = 0.3$ and uniform prior distribution $50 \leq H_{0,z_i} \leq 80$ ($km/s/Mpc$) for all z_i , the Bayesian analysis resulted in a posterior value for the only free parameter to be $H_0 = 72.86 \pm 0.11$ $km/s/Mpc$. In Bayesian analysis with the BAO data, the sound horizon at the baryon drag is taken to be $r_d = 147.1$ Mpc [2] for the Λ CDM model.

Constraining the $\gamma\delta$ CDM model with the full CC+BAO+DESI+Pan+ dataset is done with the same choices as in Section V A 1. Bayesian analysis resulted in the following median posterior values with 1σ confidence intervals for the cosmological parameters: $H_0 = 72.75 \pm 0.24$ $km/s/Mpc$, $\Omega_{m0} = 0.294 \pm 0.012$, $\gamma = 0.416 \pm 0.13$ and $\delta = 0.013 \pm 0.003$. In Fig. 6 we present the marginalized 1D and 2D posterior distributions of the cosmological parameters of the $\gamma\delta$ CDM model. In the Bayesian analyses with the binned datasets we fixed Ω_{m0} , γ and δ to these values and left only the parameters H_{0,z_i} in each bin free with uniform prior distribution $50 \leq H_{0,z_i} \leq 80$ ($km/s/Mpc$) for all z_i . The sound horizon in the case of the $\gamma\delta$ CDM model is calculated from the values of the cosmological parameters from the full dataset fit and is found to be $r_d = 135.5$ Mpc. This value of the sound horizon is also in the 1σ range of the model-independent estimate from a recalibration of SDSS and DESI BAO datasets, obtained by deep learning techniques [34].

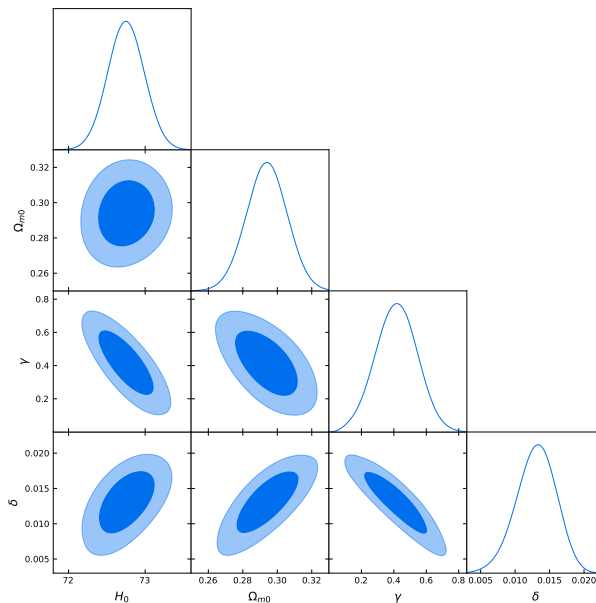


FIG. 6: The contour plots for 2D joint posterior distributions, with 1σ and 2σ confidence regions, for the free cosmological parameters (H_0 , Ω_{m0} , γ and δ) of the $\gamma\delta$ CDM model for the full CC+BAO+DESI+Pan+ dataset, together with 1D marginalized posterior distributions.

2. Binning with Equal-Number Method

We divide the data into bins with equal number of data points, and perform data analysis as described in section V A 2. We present the uncorrelated results for each bin in Table IV for both the cases of the $\gamma\delta$ CDM and the Λ CDM models. We also plotted the uncorrelated posterior values of H_{0,z_i} with 68% confidence level errors in Fig. 7, together with the observational constraints on H_0 from the SH0ES (blue) [1] and Planck (green) [2] collaborations.

Redshift bin	Data number	$\gamma\delta\text{CDM}$ H_{0,z_i}	ΛCDM H_{0,z_i}
[0.0 – 0.0155]	189	$72.09^{+0.20}_{-0.20}$	$72.69^{+0.20}_{-0.20}$
[0.0155 – 0.025]	190	$75.24^{+0.30}_{-0.51}$	$75.55^{+0.30}_{-0.49}$
[0.025 – 0.037]	184	$72.02^{+0.51}_{-0.50}$	$72.28^{+0.52}_{-0.49}$
[0.037 – 0.108]	193	$73.20^{+0.24}_{-0.24}$	$73.65^{+0.25}_{-0.25}$
[0.108 – 0.199]	194	$72.83^{+0.27}_{-0.27}$	$73.38^{+0.29}_{-0.27}$
[0.199 – 0.267]	193	$72.30^{+0.51}_{-0.49}$	$72.84^{+0.54}_{-0.52}$
[0.267 – 0.350]	196	$72.44^{+0.61}_{-0.59}$	$71.53^{+0.59}_{-0.57}$
[0.350 – 0.530]	205	$73.17^{+0.52}_{-0.52}$	$70.83^{+0.51}_{-0.49}$
[0.530 – 2.400]	214	$72.53^{+0.49}_{-0.47}$	$68.58^{+0.44}_{-0.44}$

TABLE IV: H_{0,z_i} posterior values in each of the equal-number bins of the CC+BAO+DESI+Pan+ dataset for the $\gamma\delta\text{CDM}$ and the ΛCDM models.

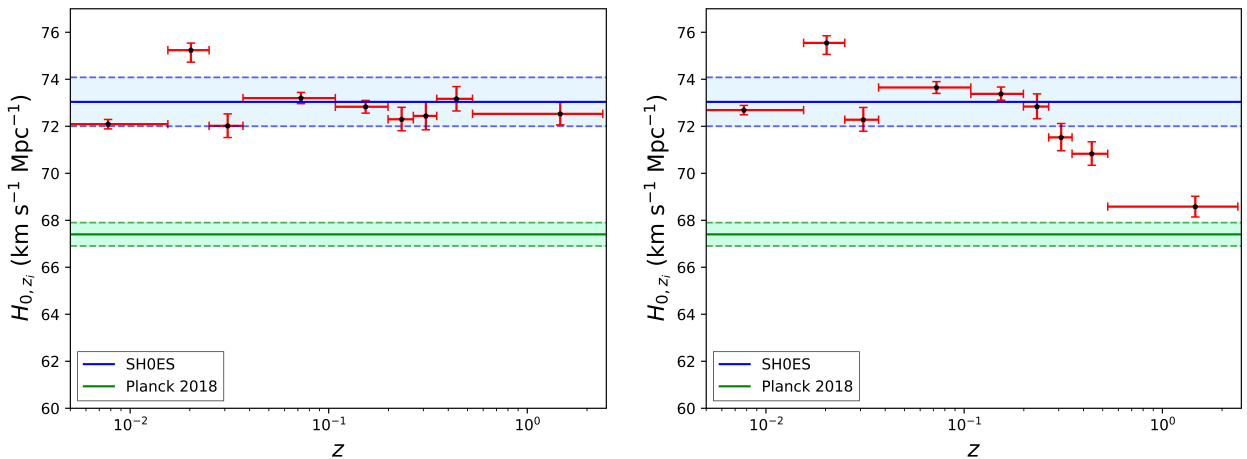


FIG. 7: Uncorrelated H_{0,z_i} posterior values with 68% confidence level errors, for the $\gamma\delta\text{CDM}$ (left) and the ΛCDM (right) models, in the case of equal-number bins of CC+BAO+DESI+Pan+ dataset compared to the observational constraints on H_0 from SH0ES (blue) [1] and Planck (green) [2] collaborations.

As seen in Table IV and Fig. 7, decreasing trend of the Hubble constant starts from the 7th bin in the case of ΛCDM model, earlier than the case shown in Fig. 2. The new DESI BAO data have more relevance in the 7th bin and make the decreasing trend more pronounced compared to the dataset without DESI BAO data points. We again do not observe any decreasing trend of H_0 in the $\gamma\delta\text{CDM}$ model. The Hubble constant values obtained in each bin in the $\gamma\delta\text{CDM}$ model are in the 68% confidence interval of the late time SH0ES observational result [1]. The fact that the Hubble constant does not run with redshift up to redshift $z = 2.4$ in the $\gamma\delta\text{CDM}$ model indicates, as before, that H_0 is a true constant in the $\gamma\delta\text{CDM}$ model. In contrast, the running of H_0 with redshift indicates the inconsistency that H_0 is not a constant in the ΛCDM model. This analysis also points out the breakdown of the ΛCDM model as in Section V A 2.

In Fig. 8 we present combined contour plots for 2D joint posterior distributions, with 1σ and 2σ confidence regions, for H_{0,z_i} in each equal-number bin of the CC+BAO+DESI+Pan+ dataset in the $\gamma\delta\text{CDM}$ and the ΛCDM models, together with 1D marginalized posterior distributions. This figure is also very illuminating to distinguish the trends of H_{0,z_i} values with respect to redshift in the $\gamma\delta\text{CDM}$ and the ΛCDM models. Both the 2D and the 1D posterior distributions visually show that the constant H_0 paradoxically runs with redshift in the ΛCDM model, whereas it remains a constant in the $\gamma\delta\text{CDM}$ model.

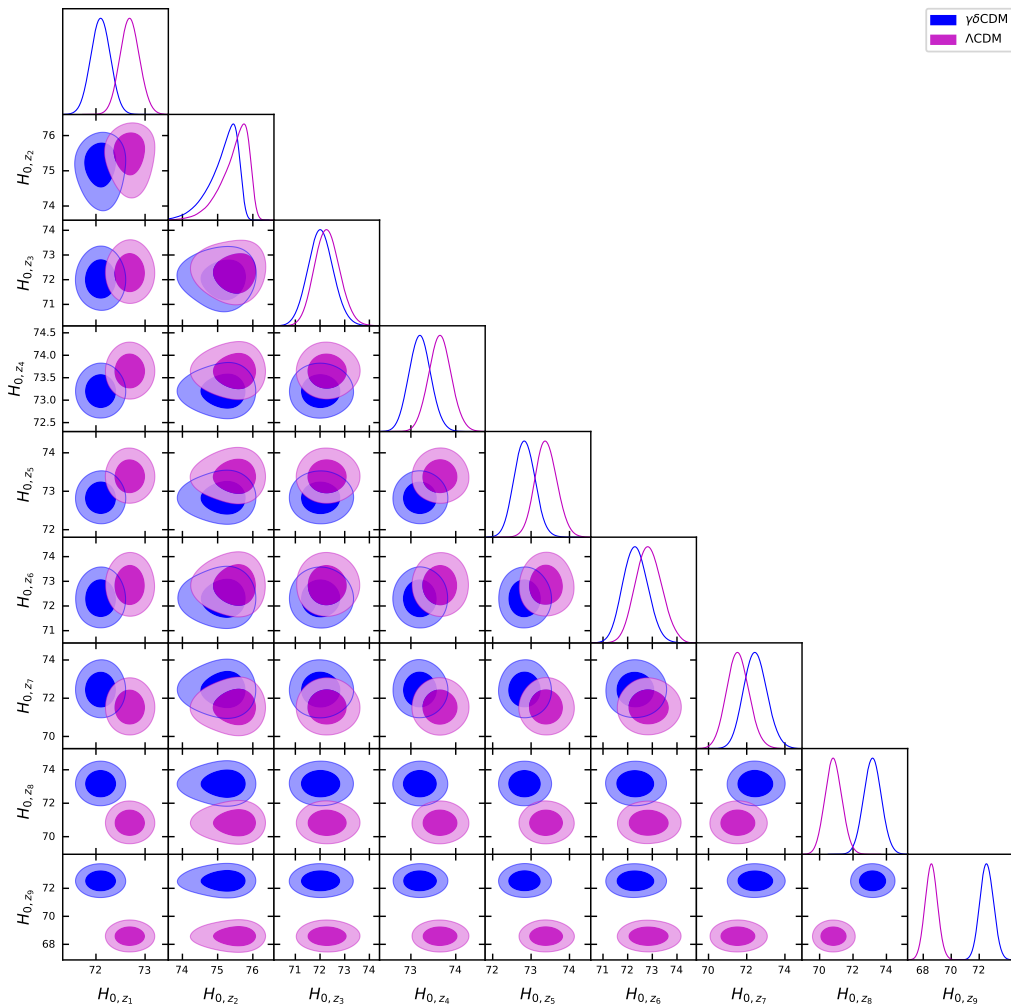


FIG. 8: Combined contour plots for 2D joint posterior distributions, with 1σ and 2σ confidence regions, for the H_{0,z_i} in each equal-number bin of the CC+BAO+DESI+Pan+ dataset in the $\gamma\delta$ CDM (blue) and the Λ CDM (purple) models, together with 1D marginalized posterior distributions.

3. Binning with Equal-Width Method

In the equal-width binning method we divide the data into ten bins, and perform the data analysis as described in Section V A 3. We present the uncorrelated results for each bin in Table V for both the cases of the $\gamma\delta$ CDM and the Λ CDM models. We also plotted the uncorrelated posterior values of H_{0,z_i} with 68% confidence level errors in Fig. 9, together with the observational constraints on H_0 from the SH0ES (blue) [1] and Planck (green) [2] collaborations.

As seen in Table V and Fig. 9 decreasing trend of the Hubble constant values in the case of Λ CDM model is much more clear in this dataset. Again in the $\gamma\delta$ CDM model the decreasing trend is not observed. The last two bins contain too few data points and therefore the results of the Bayesian analysis are not as trustable as in the case of other bins. The two lowest values obtained in the 7th and the 9th bins in both models might indicate a systematic problem with some data in those bins. The Hubble constant values obtained in each bin in the $\gamma\delta$ CDM model are in the 68% confidence interval, or very close to the late time SH0ES observational result [1], except in the 7th and 9th bins. The fact that the Hubble constant does not have an obvious change with redshift up to redshift $z = 2.4$ in the $\gamma\delta$ CDM model indicates that H_0 is a true constant in the $\gamma\delta$ CDM model. In contrast, the running of H_0 with redshift contradicts the fact that H_0 should be a constant in the Λ CDM model. Thus, this analysis also points out the breakdown of the Λ CDM model. Our result for the Λ CDM model fitted to the CC+BAO+DESI+Pan+ dataset in equal-width bins agrees with the result of the analysis performed in [48].

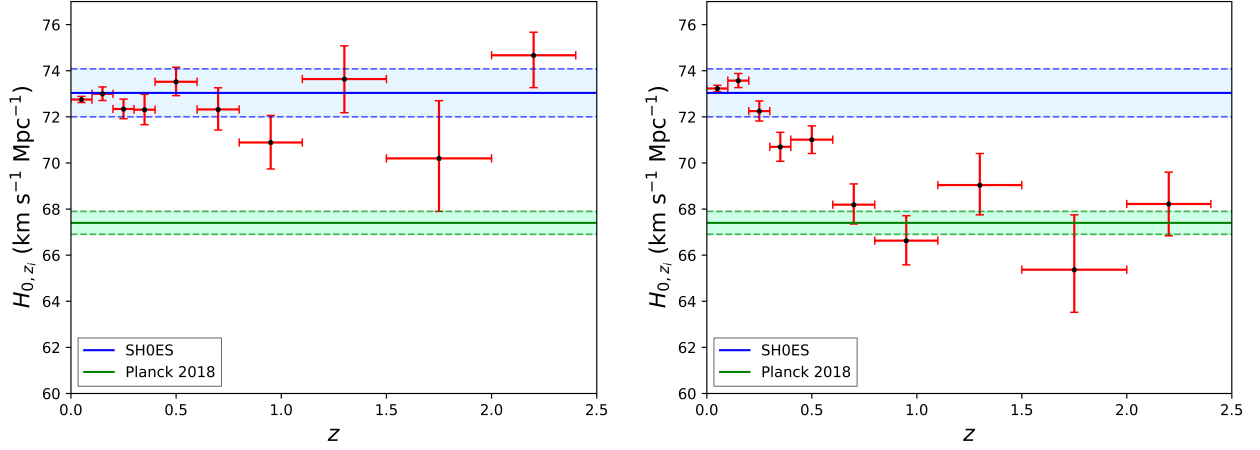


FIG. 9: Uncorrelated H_{0,z_i} posterior values with 68% confidence level errors, for the $\gamma\delta$ CDM (left) and the Λ CDM (right) models, in the case of equal-width bins of CC+BAO+DESI+Pan+ dataset compared to the observational constraints on H_0 from SHOES (blue) [1] and Planck (green) [2] collaborations.

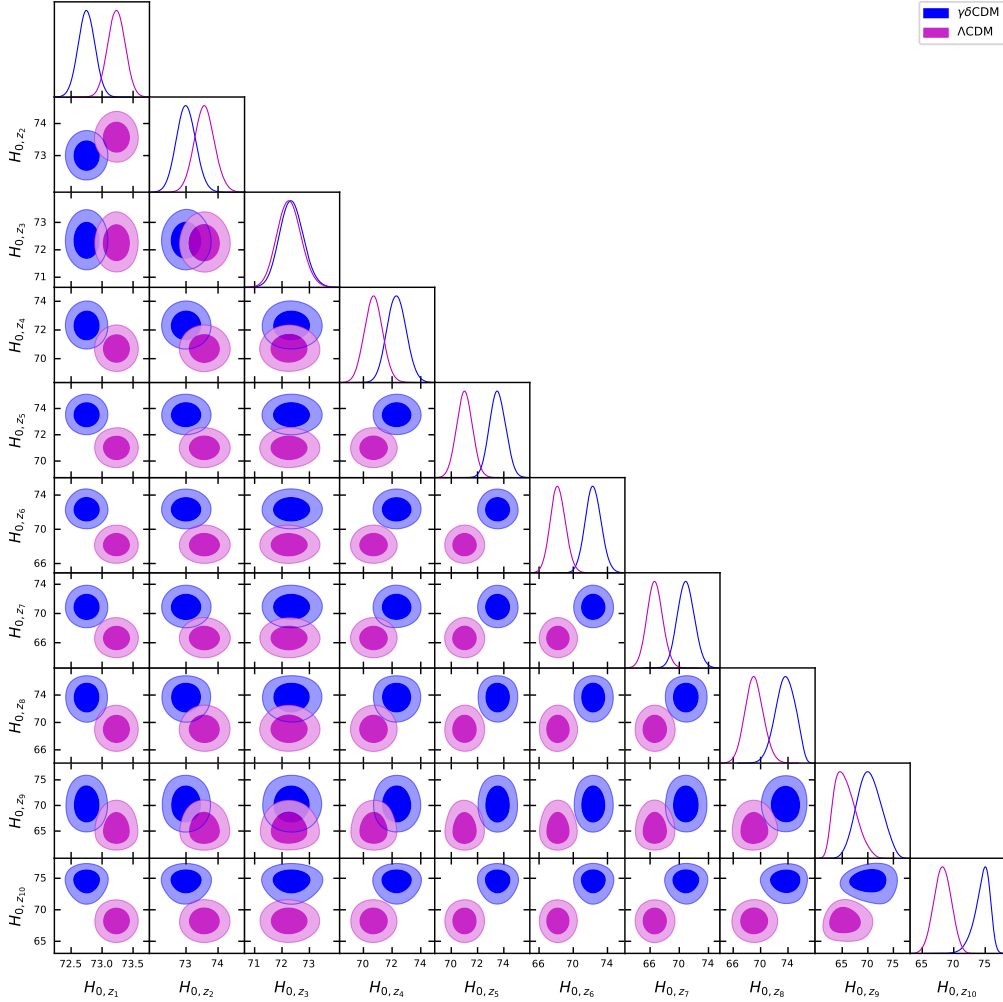


FIG. 10: Combined contour plots for 2D joint posterior distributions, with 1 σ and 2 σ confidence regions, for the H_{0,z_i} in each equal-width bin of the CC+BAO+DESI+Pan+ dataset in the $\gamma\delta$ CDM (blue) and the Λ CDM (purple) models, together with 1D marginalized posterior distributions.

Redshift bin	Data number	$\gamma\delta\text{CDM}$ H_{0,z_i}	ΛCDM H_{0,z_i}
[0.0 – 0.1]	743	$72.75^{+0.14}_{-0.13}$	$73.23^{+0.14}_{-0.14}$
[0.1 – 0.2]	212	$73.00^{+0.30}_{-0.29}$	$73.57^{+0.31}_{-0.30}$
[0.2 – 0.3]	263	$72.34^{+0.43}_{-0.42}$	$72.25^{+0.44}_{-0.43}$
[0.3 – 0.4]	190	$72.31^{+0.67}_{-0.65}$	$70.70^{+0.63}_{-0.63}$
[0.4 – 0.6]	191	$73.52^{+0.63}_{-0.60}$	$71.01^{+0.60}_{-0.60}$
[0.6 – 0.8]	106	$72.32^{+0.94}_{-0.89}$	$68.19^{+0.90}_{-0.84}$
[0.8 – 1.1]	18	$70.89^{+1.17}_{-1.15}$	$66.63^{+1.08}_{-1.05}$
[1.1 – 1.5]	21	$73.64^{+1.44}_{-1.46}$	$69.04^{+1.37}_{-1.29}$
[1.5 – 2.0]	9	$70.20^{+2.50}_{-2.30}$	$65.37^{+2.38}_{-1.85}$
[2.0 – 2.4]	5	$74.67^{+1.00}_{-1.40}$	$68.22^{+1.38}_{-1.38}$

TABLE V: H_{0,z_i} posterior values in each of the equal-width bins of the CC+BAO+DESI+Pan+ dataset for the $\gamma\delta\text{CDM}$ and the ΛCDM models.

In Fig. 10 we present combined contour plots for 2D joint posterior distributions, with 1σ and 2σ confidence regions, for H_{0,z_i} in each equal-width bin of the CC+BAO+DESI+Pan+ dataset in the $\gamma\delta\text{CDM}$ and the ΛCDM models, together with 1D marginalized posterior distributions. This figure is also very convenient for distinguishing the trends of H_{0,z_i} values with respect to redshift in the $\gamma\delta\text{CDM}$ and the ΛCDM models. Both the 2D and the 1D posterior distributions visually show that the constant H_0 paradoxically runs with redshift in the ΛCDM model, whereas it remains a constant in the $\gamma\delta\text{CDM}$ model.

4. Comparison of the cosmological models

Now we would like to compare how well the $\gamma\delta\text{CDM}$ and the ΛCDM models are constrained by the CC+BAO+DESI+Pan+ dataset. As described in the preceding sections, we performed the Bayesian analysis with the full dataset, with equal-number bins and also with equal-width bins. We are going to use here again the information criteria we have already defined in Section V A 4. In the same section, we also specified the free parameters in each model and in each binning method.

In Table VI we present $\min \chi^2$, AIC and BIC values for each model and also their differences, calculated for each dataset separately. The differences of the information criteria values in each of the datasets are remarkable. Although $\gamma\delta\text{CDM}$ is penalized for having additional parameters, the information criteria strongly favor it over the ΛCDM model. Thus, we can safely conclude that the CC+BAO+DESI+Pan+ late-time observational dataset favors the $\gamma\delta\text{CDM}$ cosmological model for which H_0 is a true constant.

Dataset	Model	$\min \chi^2$	$\Delta\ln(\mathcal{L})$	AIC	ΔAIC	BIC	ΔBIC
Full dataset	ΛCDM	2030.1	0	2032.1	0	2037.6	0
	$\gamma\delta\text{CDM}$	1801.9	114	1809.9	-222	1831.8	-206
Equal-number bins	ΛCDM	1915.3	0	1933.3	0	1982.5	0
	$\gamma\delta\text{CDM}$	1787.2	64.1	1805.2	-128	1854.4	-128
Equal-width bins	ΛCDM	1923.0	0	1943.0	0	1997.7	0
	$\gamma\delta\text{CDM}$	1796.0	63.5	1816.0	-127	1870.7	-127

TABLE VI: Minimum chi-squared, Akaike Information Criterion (AIC) and Bayesian Information Criterion (BIC) results for the $\gamma\delta\text{CDM}$ and the ΛCDM models fitted to the CC+BAO+DESI+Pan+ dataset. Differences of information criteria values are calculated for each dataset separately.

VI. CONCLUSIONS

The Hubble tension is not resolved yet. In contrast, it is getting worse with the new late-time observations [22, 24–27]. Related to the Hubble tension, there have been many works [9, 38–48] that indicated the running of the Hubble constant with redshift in the Λ CDM model: the value of the Hubble constant inferred from observations at different redshifts implied a redshift-dependent decreasing trend in the Hubble constant. In the $\omega_0\omega_a$ CDM model [49, 50] this decreasing trend was found even more pronounced compared to the Λ CDM model as shown in [41–43]. Such a decreasing trend was also observed [110] in Maeder’s scale-free cosmology [111]. Several works [41, 47, 54, 55, 110] have aspired to find theoretical framework for the running of H_0 by modifying the Λ CDM model. These works accepted the decay of the Hubble constant with redshift as a fact forced on us by observations and aimed to derive such a decreasing trend from the theory.

However, a fundamental constant should be and remain constant throughout cosmological history and thus at all redshifts. The fact that it turns out to be a function of redshift in the Λ CDM or related models points out that there is a problem with the Λ CDM model, indicating unknown new physics, or there are unknown systematics in some of the observations. Thus, we investigated the redshift dependence of the Hubble constant in the $\gamma\delta$ CDM cosmological model to determine whether a similar behavior is also observed in this model. Through data analysis with the redshift bins of late-time cosmological data, we established that the Hubble constant in the $\gamma\delta$ CDM model does not evolve with redshift. Whereas in the case of the Λ CDM model, our results agree with the results of [38] and [48]; in the case of the $\gamma\delta$ CDM model, our results demonstrate a completely different picture than the Λ CDM model. The value of the Hubble constant obtained in the $\gamma\delta$ CDM model is in the 1σ bound of the late Universe observations in almost all the redshift bins. We also confirmed that our model fits the aforementioned data better than the Λ CDM model by checking various information criteria. Another interesting result is that the size of the sound horizon at baryon drag in the $\gamma\delta$ CDM model is calculated to be in the 1σ range of the model-independent estimate from a recalibration of SDSS and DESI BAO datasets, obtained by deep learning techniques [34].

The $\gamma\delta$ CDM cosmological model [52, 53] is based on $f(R)$ gravity in an anisotropic background. In this model, the expansion of the Universe depends very differently on the energy content of the Universe compared to the Λ CDM model. The differences come about twofold: Firstly, the contribution of each energy density to the Hubble parameter is weighted by an equation of state parameter dependent constant. Additionally, in their contribution to the Hubble parameter, the dependence of energy densities on redshift differs from what their physical nature requires. This change in the relation of the Universe’s energy content to the Hubble parameter modifies the relation between redshift and the cosmic time. The $\gamma\delta$ CDM model has been successful so far. In [52] we tested this model by constraining its parameters with the low-redshift CC Hubble, Pantheon SNe Ia, and BAO data together with high-redshift CMB data. It is found that the $\gamma\delta$ CDM model fits to these datasets slightly better than Λ CDM model, and furthermore supports the conjecture of the cosmological coupling of black holes [112–114]. We then tested [53] the $\gamma\delta$ CDM model with the ages of the oldest astronomical objects [115], together with the CC Hubble and Pantheon+ SNe Ia data. We showed that the $\gamma\delta$ CDM model’s modified time-redshift relation allows more time at high redshift for massive galaxies and quasars to form, though the present age of the Universe is not modified significantly.

We need to test the $\gamma\delta$ CDM model with many more cosmological datasets so as to decide on its viability as a bona fide cosmological model. A further tension in the current cosmology is the S_8 tension [5, 15, 116, 117], which might be related to the Hubble tension. Since $S_8 \propto \sqrt{\Omega_{m0}}$ [35], the value of S_8 increasing with redshift might point out running of Ω_{m0} with redshift. Such a trend is observed in the Λ CDM model in the binned analysis of the quasar data [118], of the Pantheon+ SNe data [45, 47], and of the Dark Energy Survey SNe data [119, 120]. Since Ω_{m0} should also be a constant in the Λ CDM model, its running with redshift is also very problematic. Such an increasing trend of Ω_{m0} or S_8 [121] might be pointing out the breakdown of the Λ CDM model or an unknown local physics, as in the case of running of the Hubble constant. We plan to analyze, with various datasets, whether the inferred values of the Ω_{m0} parameter from observations at distinct redshifts remain constant in the $\gamma\delta$ CDM model.

Acknowledgments

Authors thank Oğuzhan Kaşıkçı and Nihan Katırcı for helpful discussions. Furkan Şakir Dilsiz is also supported by TÜBİTAK-BİDEB 2211-A Domestic Ph.D. Scholarship. The numerical calculations reported

in this article were partially performed at TÜBİTAK ULAKBİM, High Performance and Grid Computing Center (TRUBA resources).

-
- [1] A. G. Riess, W. Yuan, L. M. Macri, D. Scolnic, D. Brout, S. Casertano, D. O. Jones, Y. Murakami, L. Breuval and T. G. Brink, *et al.* “A Comprehensive Measurement of the Local Value of the Hubble Constant with 1 km s⁻¹ Mpc⁻¹ Uncertainty from the Hubble Space Telescope and the SH0ES Team,” *Astrophys. J. Lett.* **934**, no.1, L7 (2022) doi:10.3847/2041-8213/ac5c5b [arXiv:2112.04510 [astro-ph.CO]].
- [2] N. Aghanim *et al.* [Planck], “Planck 2018 results. VI. Cosmological parameters,” *Astron. Astrophys.* **641**, A6 (2020) [erratum: *Astron. Astrophys.* **652**, C4 (2021)] doi:10.1051/0004-6361/201833910 [arXiv:1807.06209 [astro-ph.CO]].
- [3] W. L. Freedman, “Measurements of the Hubble Constant: Tensions in Perspective,” *Astrophys. J.* **919**, no.1, 16 (2021) doi:10.3847/1538-4357/ac0e95 [arXiv:2106.15656 [astro-ph.CO]].
- [4] L. Verde, T. Treu and A. G. Riess, “Tensions between the Early and the Late Universe,” *Nature Astron.* **3**, 891 doi:10.1038/s41550-019-0902-0 [arXiv:1907.10625 [astro-ph.CO]].
- [5] E. Abdalla, G. Franco Abellán, A. Aboubrahim, A. Agnello, O. Akarsu, Y. Akrami, G. Alestas, D. Aloni, L. Amendola and L. A. Anchordoqui, *et al.* “Cosmology intertwined: A review of the particle physics, astrophysics, and cosmology associated with the cosmological tensions and anomalies,” *JHEAp* **34**, 49-211 (2022) doi:10.1016/j.jheap.2022.04.002 [arXiv:2203.06142 [astro-ph.CO]].
- [6] P. Shah, P. Lemos and O. Lahav, “A buyer’s guide to the Hubble constant,” *Astron. Astrophys. Rev.* **29**, no.1, 9 (2021) doi:10.1007/s00159-021-00137-4 [arXiv:2109.01161 [astro-ph.CO]].
- [7] D. W. Pesce, J. A. Braatz, M. J. Reid, A. G. Riess, D. Scolnic, J. J. Condon, F. Gao, C. Henkel, C. M. V. Impellizzeri and C. Y. Kuo, *et al.* “The Megamaser Cosmology Project. XIII. Combined Hubble constant constraints,” *Astrophys. J. Lett.* **891**, no.1, L1 (2020) doi:10.3847/2041-8213/ab75f0 [arXiv:2001.09213 [astro-ph.CO]].
- [8] W. L. Freedman, B. F. Madore, D. Hatt, T. J. Hoyt, I. S. Jang, R. L. Beaton, C. R. Burns, M. G. Lee, A. J. Monson and J. R. Neeley, *et al.* “The Carnegie-Chicago Hubble Program. VIII. An Independent Determination of the Hubble Constant Based on the Tip of the Red Giant Branch,” *Astrophys. J.* **882**, 34 (2019) doi:10.3847/1538-4357/ab2f73 [arXiv:1907.05922 [astro-ph.CO]].
- [9] K. C. Wong, S. H. Suyu, G. C. F. Chen, C. E. Rusu, M. Millon, D. Sluse, V. Bonvin, C. D. Fassnacht, S. Taubenberger and M. W. Auger, *et al.* “H0LiCOW – XIII. A 2.4 per cent measurement of H0 from lensed quasars: 5.3 σ tension between early- and late-Universe probes,” *Mon. Not. Roy. Astron. Soc.* **498**, no.1, 1420-1439 (2020) doi:10.1093/mnras/stz3094 [arXiv:1907.04869 [astro-ph.CO]].
- [10] S. Birrer, T. Treu, C. E. Rusu, V. Bonvin, C. D. Fassnacht, J. H. H. Chan, A. Agnello, A. J. Shajib, G. C. F. Chen and M. Auger, *et al.* “H0LiCOW - IX. Cosmographic analysis of the doubly imaged quasar SDSS 1206+4332 and a new measurement of the Hubble constant,” *Mon. Not. Roy. Astron. Soc.* **484**, 4726 (2019) doi:10.1093/mnras/stz200 [arXiv:1809.01274 [astro-ph.CO]].
- [11] A. Domínguez, R. Wojtak, J. Finke, M. Ajello, K. Helgason, F. Prada, A. Desai, V. Paliya, L. Marcotulli and D. Hartmann, “A new measurement of the Hubble constant and matter content of the Universe using extragalactic background light γ -ray attenuation,” doi:10.3847/1538-4357/ab4a0e [arXiv:1903.12097 [astro-ph.CO]].
- [12] B. P. Abbott *et al.* [LIGO Scientific, Virgo, 1M2H, Dark Energy Camera GW-E, DES, DLT40, Las Cumbres Observatory, VINROUGE and MASTER], “A gravitational-wave standard siren measurement of the Hubble constant,” *Nature* **551**, no.7678, 85-88 (2017) doi:10.1038/nature24471 [arXiv:1710.05835 [astro-ph.CO]].
- [13] M. Moresco and F. Marulli, “Cosmological constraints from a joint analysis of cosmic growth and expansion,” *Mon. Not. Roy. Astron. Soc.* **471**, no.1, L82-L86 (2017) doi:10.1093/mnras/slx112 [arXiv:1705.07903 [astro-ph.CO]].
- [14] E. Di Valentino, O. Mena, S. Pan, L. Visinelli, W. Yang, A. Melchiorri, D. F. Mota, A. G. Riess and J. Silk, “In the realm of the Hubble tension—a review of solutions,” *Class. Quant. Grav.* **38**, no.15, 153001 (2021) doi:10.1088/1361-6382/ac086d [arXiv:2103.01183 [astro-ph.CO]].
- [15] L. Perivolaropoulos and F. Skara, “Challenges for Λ CDM: An update,” *New Astron. Rev.* **95**, 101659 (2022) doi:10.1016/j.newar.2022.101659 [arXiv:2105.05208 [astro-ph.CO]].
- [16] N. Schöneberg, G. Franco Abellán, A. Pérez Sánchez, S. J. Witte, V. Poulin and J. Lesgourgues, “The H0 Olympics: A fair ranking of proposed models,” *Phys. Rept.* **984**, 1-55 (2022) doi:10.1016/j.physrep.2022.07.001 [arXiv:2107.10291 [astro-ph.CO]].
- [17] L. Knox and M. Millea, “Hubble constant hunter’s guide,” *Phys. Rev. D* **101**, no.4, 043533 (2020) doi:10.1103/PhysRevD.101.043533 [arXiv:1908.03663 [astro-ph.CO]].
- [18] A. G. Riess, G. S. Anand, W. Yuan, L. M. Macri, S. Casertano, A. Dolphin, L. Breuval, D. Scolnic, M. Perrin and R. I. Anderson, “JWST Observations Reject Unrecognized Crowding of Cepheid Photometry as an Explanation for the Hubble Tension at 8 sigma Confidence,” [arXiv:2401.04773 [astro-ph.CO]].

- [19] G. S. Anand, A. G. Riess, W. Yuan, R. Beaton, S. Casertano, S. Li, D. I. Makarov, L. N. Makarova, R. B. Tully and R. I. Anderson, *et al.* “Tip of the Red Giant Branch Distances with JWST: An Absolute Calibration in NGC 4258 and First Applications to Type Ia Supernova Hosts,” [arXiv:2401.04776 [astro-ph.CO]].
- [20] S. Li, A. G. Riess, S. Casertano, G. S. Anand, D. M. Scolnic, W. Yuan, L. Breuval and C. D. Huang, “Reconnaissance with JWST of the J-region Asymptotic Giant Branch in Distance Ladder Galaxies: From Irregular Luminosity Functions to Approximation of the Hubble Constant,” [arXiv:2401.04777 [astro-ph.CO]].
- [21] W. L. Freedman and B. F. Madore, “Progress in direct measurements of the Hubble constant,” *JCAP* **11**, 050 (2023) doi:10.1088/1475-7516/2023/11/050 [arXiv:2309.05618 [astro-ph.CO]].
- [22] K. Said, C. Howlett, T. Davis, J. Lucey, C. Saulder, K. Douglass, A. G. Kim, A. Kremin, C. Ross and G. Aldering, *et al.* “DESI Peculiar Velocity Survey – Fundamental Plane,” [arXiv:2408.13842 [astro-ph.CO]].
- [23] D. Scolnic, A. G. Riess, Y. S. Murakami, E. R. Peterson, D. Brout, M. Acevedo, B. Carreres, D. O. Jones, K. Said and C. Howlett, *et al.* “The Hubble Tension in our own Backyard: DESI and the Nearness of the Coma Cluster,” [arXiv:2409.14546 [astro-ph.CO]].
- [24] D. Scolnic, P. Boubel, J. Byrne, A. G. Riess and G. S. Anand, “Calibrating the Tully-Fisher Relation to Measure the Hubble Constant,” [arXiv:2412.08449 [astro-ph.CO]].
- [25] P. Boubel, M. Colless, K. Said and L. Staveley-Smith, “An improved Tully–Fisher estimate of H_0 ,” *Mon. Not. Roy. Astron. Soc.* **533**, no.2, 1550-1559 (2024) doi:10.1093/mnras/stae1925 [arXiv:2408.03660 [astro-ph.CO]].
- [26] M. Pascale, B. L. Frye, J. D. R. Pierel, W. Chen, P. L. Kelly, S. H. Cohen, R. A. Windhorst, A. G. Riess, P. S. Kamienieski and J. M. Diego, *et al.* “SN H0pe: The First Measurement of H_0 from a Multiply-Imaged Type Ia Supernova, Discovered by JWST,” [arXiv:2403.18902 [astro-ph.CO]].
- [27] C. Vogl, S. Taubenberger, G. Csörnyei, B. Leibundgut, W. E. Kerzendorf, S. A. Sim, S. Blondin, A. Flörs, A. Holas and J. V. Shields, *et al.* “No rungs attached: A distance-ladder free determination of the Hubble constant through type II supernova spectral modelling,” [arXiv:2411.04968 [astro-ph.CO]].
- [28] A. G. Riess, D. Scolnic, G. S. Anand, L. Breuval, S. Casertano, L. M. Macri, S. Li, W. Yuan, C. D. Huang and S. Jha, *et al.* “JWST Validates HST Distance Measurements: Selection of Supernova Subsample Explains Differences in JWST Estimates of Local H_0 ,” *Astrophys. J.* **977**, no.1, 120 (2024) doi:10.3847/1538-4357/ad8c21 [arXiv:2408.11770 [astro-ph.CO]].
- [29] L. Huang, R. G. Cai, S. J. Wang, J. Q. Liu and Y. H. Yao, “Narrowing down the Hubble tension to the first two rungs of distance ladders,” [arXiv:2410.06053 [astro-ph.CO]].
- [30] M. Höggås and E. Mörtzell, “Reassessing the Cepheid-based distance ladder: implications for the Hubble constant,” [arXiv:2412.07840 [astro-ph.CO]].
- [31] W. L. Freedman, B. F. Madore, I. S. Jang, T. J. Hoyt, A. J. Lee and K. A. Owens, “Status Report on the Chicago-Carnegie Hubble Program (CCHP): Three Independent Astrophysical Determinations of the Hubble Constant Using the James Webb Space Telescope,” [arXiv:2408.06153 [astro-ph.CO]].
- [32] Y. H. Pang, X. Zhang and Q. G. Huang, “Reevaluating H_0 Tension with Non-Planck CMB and DESI BAO Joint Analysis,” [arXiv:2411.14189 [astro-ph.CO]].
- [33] W. Guo, Q. Wang, S. Cao, M. Biesiada, T. Liu, Y. Lian, X. Jiang, C. Mu and D. Cheng, “Newest measurements of Hubble constant from DESI 2024 BAO observations,” [arXiv:2412.13045 [astro-ph.CO]].
- [34] R. Shah, P. Mukherjee, S. Saha, U. Garain and S. Pal, “Deep Learning Based Recalibration of SDSS and DESI BAO Alleviates Hubble and Clustering Tensions,” [arXiv:2412.14750 [astro-ph.CO]].
- [35] S. Vagnozzi, “Seven Hints That Early-Time New Physics Alone Is Not Sufficient to Solve the Hubble Tension,” *Universe* **9**, no.9, 393 (2023) doi:10.3390/Universe9090393 [arXiv:2308.16628 [astro-ph.CO]].
- [36] C. Krishnan, E. Ó. Colgáin, M. M. Sheikh-Jabbari and T. Yang, “Running Hubble Tension and a H_0 Diagnostic,” *Phys. Rev. D* **103**, no.10, 103509 (2021) doi:10.1103/PhysRevD.103.103509 [arXiv:2011.02858 [astro-ph.CO]].
- [37] C. Krishnan and R. Mondol, “ H_0 as a Universal FLRW Diagnostic,” [arXiv:2201.13384 [astro-ph.CO]].
- [38] X. D. Jia, J. P. Hu and F. Y. Wang, “Evidence of a decreasing trend for the Hubble constant,” *Astron. Astrophys.* **674**, A45 (2023) doi:10.1051/0004-6361/202346356 [arXiv:2212.00238 [astro-ph.CO]].
- [39] M. Millon, A. Galan, F. Courbin, T. Treu, S. H. Suyu, X. Ding, S. Birrer, G. C. F. Chen, A. J. Shajib and D. Sluse, *et al.* “TDCOSMO. I. An exploration of systematic uncertainties in the inference of H_0 from time-delay cosmography,” *Astron. Astrophys.* **639**, A101 (2020) doi:10.1051/0004-6361/201937351 [arXiv:1912.08027 [astro-ph.CO]].
- [40] C. Krishnan, E. Ó. Colgáin, Ruchika, A. A. Sen, M. M. Sheikh-Jabbari and T. Yang, “Is there an early Universe solution to Hubble tension?,” *Phys. Rev. D* **102**, no.10, 103525 (2020) doi:10.1103/PhysRevD.102.103525 [arXiv:2002.06044 [astro-ph.CO]].
- [41] M. G. Dainotti, B. De Simone, T. Schiavone, G. Montani, E. Rinaldi and G. Lambiase, “On the Hubble constant tension in the SNe Ia Pantheon sample,” *Astrophys. J.* **912**, no.2, 150 (2021) doi:10.3847/1538-4357/abeb73 [arXiv:2103.02117 [astro-ph.CO]].
- [42] T. Schiavone, G. Montani, M. G. Dainotti, B. De Simone, E. Rinaldi and G. Lambiase, “Running Hubble constant from the SNe Ia Pantheon sample?,” [arXiv:2205.07033 [astro-ph.CO]].
- [43] M. G. Dainotti, B. De Simone, T. Schiavone, G. Montani, E. Rinaldi, G. Lambiase, M. Bogdan and S. Ugale,

- “On the Evolution of the Hubble Constant with the SNe Ia Pantheon Sample and Baryon Acoustic Oscillations: A Feasibility Study for GRB-Cosmology in 2030,” *Galaxies* **10**, no.1, 24 (2022) doi:10.3390/galaxies10010024 [arXiv:2201.09848 [astro-ph.CO]].
- [44] M. G. Dainotti, G. Sarracino and S. Capozziello, “Gamma-ray bursts, supernovae Ia, and baryon acoustic oscillations: A binned cosmological analysis,” *Publ. Astron. Soc. Jap.* **74**, no.5, 1095-1113-1113 (2022) doi:10.1093/pasj/psac057 [arXiv:2206.07479 [astro-ph.CO]].
- [45] E. Ó. Colgáin, M. M. Sheikh-Jabbari, R. Solomon, M. G. Dainotti and D. Stojkovic, “Putting flat Λ CDM in the (Redshift) bin,” *Phys. Dark Univ.* **44**, 101464 (2024) doi:10.1016/j.dark.2024.101464 [arXiv:2206.11447 [astro-ph.CO]].
- [46] E. Ó. Colgáin, M. M. Sheikh-Jabbari and R. Solomon, “High redshift Λ CDM cosmology: To bin or not to bin?,” *Phys. Dark Univ.* **40**, 101216 (2023) doi:10.1016/j.dark.2023.101216 [arXiv:2211.02129 [astro-ph.CO]].
- [47] M. Malekjani, R. M. Conville, E. Ó. Colgáin, S. Pourojaghi and M. M. Sheikh-Jabbari, “On redshift evolution and negative dark energy density in Pantheon + Supernovae,” *Eur. Phys. J. C* **84**, no.3, 317 (2024) doi:10.1140/epjc/s10052-024-12667-z [arXiv:2301.12725 [astro-ph.CO]].
- [48] X. D. Jia, J. P. Hu and F. Y. Wang, “Uncorrelated estimations of H_0 redshift evolution from DESI baryon acoustic oscillation observations,” [arXiv:2406.02019 [astro-ph.CO]].
- [49] M. Chevallier and D. Polarski, “Accelerating universes with scaling dark matter,” *Int. J. Mod. Phys. D* **10**, 213-224 (2001) doi:10.1142/S0218271801000822 [arXiv:gr-qc/0009008 [gr-qc]].
- [50] E. V. Linder, “Exploring the expansion history of the universe,” *Phys. Rev. Lett.* **90**, 091301 (2003) doi:10.1103/PhysRevLett.90.091301 [arXiv:astro-ph/0208512 [astro-ph]].
- [51] D. Huterer and A. Cooray, “Uncorrelated estimates of dark energy evolution,” *Phys. Rev. D* **71**, 023506 (2005) doi:10.1103/PhysRevD.71.023506 [arXiv:astro-ph/0404062 [astro-ph]].
- [52] C. Deliduman, O. Kasikci and V. K. Tugyanoglu, *Phys. Dark Univ.* **44**, 101469 (2024) doi:10.1016/j.dark.2024.101469 [arXiv:2310.02914 [gr-qc]].
- [53] S. S. Binici, C. Deliduman and F. Ş. Dilsiz, “The ages of the oldest astrophysical objects in an ellipsoidal universe,” *Phys. Dark Univ.* **46**, 101600 (2024) doi:10.1016/j.dark.2024.101600 [arXiv:2402.16646 [astro-ph.CO]].
- [54] T. Schiavone, G. Montani and F. Bombacigno, “ $f(R)$ gravity in the Jordan frame as a paradigm for the Hubble tension,” *Mon. Not. Roy. Astron. Soc.* **522**, no.1, L72-L77 (2023) doi:10.1093/mnras/slad041 [arXiv:2211.16737 [gr-qc]].
- [55] G. Montani, N. Carlevaro and M. G. Dainotti, “Running Hubble constant: evolutionary Dark Energy,” [arXiv:2411.07060 [gr-qc]].
- [56] B. Boisseau, “Exact cosmological solution of a Scalar-Tensor Gravity theory compatible with the Λ CDM model,” *Phys. Rev. D* **83**, 043521 (2011) doi:10.1103/PhysRevD.83.043521 [arXiv:1011.2915 [astro-ph.CO]].
- [57] Ö. Akarsu, N. Katırcı, N. Özdemir and J. A. Vázquez, “Anisotropic massive Brans-Dicke gravity extension of the standard Λ CDM model,” *Eur. Phys. J. C* **80**, no.1, 32 (2020) doi:10.1140/epjc/s10052-019-7580-z [arXiv:1903.06679 [gr-qc]].
- [58] D. J. Schwarz, G. D. Starkman, D. Huterer and C. J. Copi, “Is the low- l microwave background cosmic?,” *Phys. Rev. Lett.* **93**, 221301 (2004) doi:10.1103/PhysRevLett.93.221301 [arXiv:astro-ph/0403353 [astro-ph]].
- [59] K. Land and J. Magueijo, “The Axis of evil,” *Phys. Rev. Lett.* **95**, 071301 (2005) doi:10.1103/PhysRevLett.95.071301 [arXiv:astro-ph/0502237 [astro-ph]].
- [60] C. J. Copi, D. Huterer, D. J. Schwarz and G. D. Starkman, “Large-scale alignments from WMAP and Planck,” *Mon. Not. Roy. Astron. Soc.* **449**, no.4, 3458-3470 (2015) doi:10.1093/mnras/stv501 [arXiv:1311.4562 [astro-ph.CO]].
- [61] T. Buchert, A. A. Coley, H. Kleinert, B. F. Roukema and D. L. Wiltshire, “Observational Challenges for the Standard FLRW Model,” *Int. J. Mod. Phys. D* **25**, no.03, 1630007 (2016) doi:10.1142/S021827181630007X [arXiv:1512.03313 [astro-ph.CO]].
- [62] D. J. Schwarz, C. J. Copi, D. Huterer and G. D. Starkman, “CMB Anomalies after Planck,” *Class. Quant. Grav.* **33**, no.18, 184001 (2016) doi:10.1088/0264-9381/33/18/184001 [arXiv:1510.07929 [astro-ph.CO]].
- [63] Y. Akrami *et al.* [Planck], “Planck 2018 results. IX. Constraints on primordial non-Gaussianity,” *Astron. Astrophys.* **641**, A9 (2020) doi:10.1051/0004-6361/201935891 [arXiv:1905.05697 [astro-ph.CO]].
- [64] Y. Akrami *et al.* [Planck], “Planck 2018 results. VII. Isotropy and Statistics of the CMB,” *Astron. Astrophys.* **641**, A7 (2020) doi:10.1051/0004-6361/201935201 [arXiv:1906.02552 [astro-ph.CO]].
- [65] L. Campanelli, P. Cea and L. Tedesco, “Ellipsoidal Universe Can Solve The CMB Quadrupole Problem,” *Phys. Rev. Lett.* **97**, 131302 (2006) [erratum: *Phys. Rev. Lett.* **97**, 209903 (2006)] doi:10.1103/PhysRevLett.97.131302 [arXiv:astro-ph/0606266 [astro-ph]].
- [66] L. Campanelli, P. Cea and L. Tedesco, “Cosmic Microwave Background Quadrupole and Ellipsoidal Universe,” *Phys. Rev. D* **76**, 063007 (2007) doi:10.1103/PhysRevD.76.063007 [arXiv:0706.3802 [astro-ph]].
- [67] P. Cea, “Confronting the Ellipsoidal Universe to the Planck 2018 Data,” *Eur. Phys. J. Plus* **135**, no.2, 150 (2020) doi:10.1140/epjp/s13360-020-00166-5 [arXiv:1909.05111 [astro-ph.CO]].
- [68] O. Luongo, M. Muccino, E. Ó. Colgáin, M. M. Sheikh-Jabbari and L. Yin, “Larger H_0 values in the CMB

- dipole direction,” Phys. Rev. D **105**, no.10, 103510 (2022) doi:10.1103/PhysRevD.105.103510 [arXiv:2108.13228 [astro-ph.CO]].
- [69] C. Krishnan, R. Mohayaee, E. Ó. Colgáin, M. M. Sheikh-Jabbari and L. Yin, “Hints of FLRW breakdown from supernovae,” Phys. Rev. D **105**, no.6, 063514 (2022) doi:10.1103/PhysRevD.105.063514 [arXiv:2106.02532 [astro-ph.CO]].
- [70] P. Cea, “The Ellipsoidal Universe and the Hubble tension,” [arXiv:2201.04548 [astro-ph.CO]].
- [71] J. A. Leach, S. Carloni and P. K. S. Dunsby, “Shear dynamics in Bianchi I cosmologies with $R^{**}n$ -gravity,” Class. Quant. Grav. **23**, 4915-4937 (2006) doi:10.1088/0264-9381/23/15/011 [arXiv:gr-qc/0603012 [gr-qc]].
- [72] D. K. Banik, S. K. Banik and K. Bhuyan, “Dynamics of Bianchi I cosmologies in $f(R)$ gravity in the Palatini formalism,” Indian J. Phys. **91**, no.1, 109-119 (2017) doi:10.1007/s12648-016-0898-6
- [73] Ö. Akarsu, S. Kumar, S. Sharma and L. Tedesco, “Constraints on a Bianchi type I spacetime extension of the standard Λ CDM model,” Phys. Rev. D **100**, no.2, 023532 (2019) doi:10.1103/PhysRevD.100.023532 [arXiv:1905.06949 [astro-ph.CO]].
- [74] D. Brout, D. Scolnic, B. Popovic, A. G. Riess, J. Zuntz, R. Kessler, A. Carr, T. M. Davis, S. Hinton and D. Jones, *et al.* “The Pantheon+ Analysis: Cosmological Constraints,” Astrophys. J. **938**, no.2, 110 (2022) doi:10.3847/1538-4357/ac8e04 [arXiv:2202.04077 [astro-ph.CO]].
- [75] D. Scolnic, D. Brout, A. Carr, A. G. Riess, T. M. Davis, A. Dwomoh, D. O. Jones, N. Ali, P. Charvu and R. Chen, *et al.* “The Pantheon+ Analysis: The Full dataset and Light-curve Release,” Astrophys. J. **938**, no.2, 113 (2022) doi:10.3847/1538-4357/ac8b7a [arXiv:2112.03863 [astro-ph.CO]].
- [76] <https://pantheonpluss0es.github.io/>
- [77] D. Alonso-López, J. de Cruz Pérez and A. L. Maroto, “Unified transverse diffeomorphism invariant field theory for the dark sector,” Phys. Rev. D **109**, no.2, 023537 (2024) doi:10.1103/PhysRevD.109.023537 [arXiv:2311.16836 [astro-ph.CO]].
- [78] R. Jimenez and A. Loeb, “Constraining cosmological parameters based on relative galaxy ages,” Astrophys. J. **573**, 37-42 (2002) doi:10.1086/340549 [arXiv:astro-ph/0106145 [astro-ph]].
- [79] H. Yu, B. Ratra and F. Y. Wang, “Hubble Parameter and Baryon Acoustic Oscillation Measurement Constraints on the Hubble Constant, the Deviation from the Spatially Flat Λ CDM Model, the Deceleration–Acceleration Transition Redshift, and Spatial Curvature,” Astrophys. J. **856**, no.1, 3 (2018) doi:10.3847/1538-4357/aab0a2 [arXiv:1711.03437 [astro-ph.CO]].
- [80] S. Cao and B. Ratra, “Using lower redshift, non-CMB, data to constrain the Hubble constant and other cosmological parameters,” Mon. Not. Roy. Astron. Soc. **513**, no.4, 5686-5700 (2022) doi:10.1093/mnras/stac1184 [arXiv:2203.10825 [astro-ph.CO]].
- [81] R. Jimenez, L. Verde, T. Treu and D. Stern, “Constraints on the equation of state of dark energy and the Hubble constant from stellar ages and the CMB,” Astrophys. J. **593**, 622-629 (2003) doi:10.1086/376595 [arXiv:astro-ph/0302560 [astro-ph]].
- [82] J. Simon, L. Verde and R. Jimenez, “Constraints on the redshift dependence of the dark energy potential,” Phys. Rev. D **71**, 123001 (2005) doi:10.1103/PhysRevD.71.123001 [arXiv:astro-ph/0412269 [astro-ph]].
- [83] D. Stern, R. Jimenez, L. Verde, M. Kamionkowski and S. A. Stanford, “Cosmic Chronometers: Constraining the Equation of State of Dark Energy. I: $H(z)$ Measurements,” JCAP **02**, 008 (2010) doi:10.1088/1475-7516/2010/02/008 [arXiv:0907.3149 [astro-ph.CO]].
- [84] C. Zhang, H. Zhang, S. Yuan, T. J. Zhang and Y. C. Sun, “Four new observational $H(z)$ data from luminous red galaxies in the Sloan Digital Sky Survey data release seven,” Res. Astron. Astrophys. **14**, no.10, 1221-1233 (2014) doi:10.1088/1674-4527/14/10/002 [arXiv:1207.4541 [astro-ph.CO]].
- [85] M. Moresco, A. Cimatti, R. Jimenez, L. Pozzetti, G. Zamorani, M. Bolzonella, J. Dunlop, F. Lamareille, M. Mignoli and H. Pearce, *et al.* “Improved constraints on the expansion rate of the Universe up to $z \sim 1.1$ from the spectroscopic evolution of cosmic chronometers,” JCAP **08**, 006 (2012) doi:10.1088/1475-7516/2012/08/006 [arXiv:1201.3609 [astro-ph.CO]].
- [86] M. Moresco, “Raising the bar: new constraints on the Hubble parameter with cosmic chronometers at $z \sim 2$,” Mon. Not. Roy. Astron. Soc. **450**, no.1, L16-L20 (2015) doi:10.1093/mnras/1503.01116 [astro-ph.CO]].
- [87] M. Moresco, L. Pozzetti, A. Cimatti, R. Jimenez, C. Maraston, L. Verde, D. Thomas, A. Citro, R. Tojeiro and D. Wilkinson, “A 6% measurement of the Hubble parameter at $z \sim 0.45$: direct evidence of the epoch of cosmic re-acceleration,” JCAP **05**, 014 (2016) doi:10.1088/1475-7516/2016/05/014 [arXiv:1601.01701 [astro-ph.CO]].
- [88] A. L. Ratsimbazafy, S. I. Loubser, S. M. Crawford, C. M. Cress, B. A. Bassett, R. C. Nichol and P. Väisänen, “Age-dating Luminous Red Galaxies observed with the Southern African Large Telescope,” Mon. Not. Roy. Astron. Soc. **467**, no.3, 3239-3254 (2017) doi:10.1093/mnras/stx301 [arXiv:1702.00418 [astro-ph.CO]].
- [89] N. Borghi, M. Moresco and A. Cimatti, “Toward a Better Understanding of Cosmic Chronometers: A New Measurement of $H(z)$ at $z \sim 0.7$,” Astrophys. J. Lett. **928**, no.1, L4 (2022) doi:10.3847/2041-8213/ac3fb2 [arXiv:2110.04304 [astro-ph.CO]].
- [90] K. Jiao, N. Borghi, M. Moresco and T. J. Zhang, “New Observational $H(z)$ Data from Full-spectrum Fitting

- of Cosmic Chronometers in the LEGA-C Survey,” *Astrophys. J. Suppl.* **265**, no.2, 48 (2023) doi:10.3847/1538-4365/acbc77 [arXiv:2205.05701 [astro-ph.CO]].
- [91] T. M. C. Abbott *et al.* [DES], “Dark Energy Survey Year 1 Results: Measurement of the Baryon Acoustic Oscillation scale in the distribution of galaxies to redshift 1,” *Mon. Not. Roy. Astron. Soc.* **483**, no.4, 4866-4883 (2019) doi:10.1093/mnras/sty3351 [arXiv:1712.06209 [astro-ph.CO]].
- [92] P. Carter, F. Beutler, W. J. Percival, C. Blake, J. Koda and A. J. Ross, “Low Redshift Baryon Acoustic Oscillation Measurement from the Reconstructed 6-degree Field Galaxy Survey,” *Mon. Not. Roy. Astron. Soc.* **481**, no.2, 2371-2383 (2018) doi:10.1093/mnras/sty2405 [arXiv:1803.01746 [astro-ph.CO]].
- [93] J. E. Bautista *et al.* [eBOSS], “The Completed SDSS-IV extended Baryon Oscillation Spectroscopic Survey: measurement of the BAO and growth rate of structure of the luminous red galaxy sample from the anisotropic correlation function between redshifts 0.6 and 1,” *Mon. Not. Roy. Astron. Soc.* **500**, no.1, 736-762 (2020) doi:10.1093/mnras/staa2800 [arXiv:2007.08993 [astro-ph.CO]].
- [94] H. Gil-Marín *et al.* [eBOSS], “The Completed SDSS-IV extended Baryon Oscillation Spectroscopic Survey: measurement of the BAO and growth rate of structure of the luminous red galaxy sample from the anisotropic power spectrum between redshifts 0.6 and 1.0,” *Mon. Not. Roy. Astron. Soc.* **498**, no.2, 2492-2531 (2020) doi:10.1093/mnras/staa2455 [arXiv:2007.08994 [astro-ph.CO]].
- [95] H. du Mas des Bourboux *et al.* [eBOSS], “The Completed SDSS-IV Extended Baryon Oscillation Spectroscopic Survey: Baryon Acoustic Oscillations with Ly α Forests,” *Astrophys. J.* **901**, no.2, 153 (2020) doi:10.3847/1538-4357/abb085 [arXiv:2007.08995 [astro-ph.CO]].
- [96] J. Hou *et al.* [eBOSS], “The Completed SDSS-IV extended Baryon Oscillation Spectroscopic Survey: BAO and RSD measurements from anisotropic clustering analysis of the Quasar Sample in configuration space between redshift 0.8 and 2.2,” *Mon. Not. Roy. Astron. Soc.* **500**, no.1, 1201-1221 (2020) doi:10.1093/mnras/staa3234 [arXiv:2007.08998 [astro-ph.CO]].
- [97] R. Neveux *et al.* [eBOSS], “The completed SDSS-IV extended Baryon Oscillation Spectroscopic Survey: BAO and RSD measurements from the anisotropic power spectrum of the quasar sample between redshift 0.8 and 2.2,” *Mon. Not. Roy. Astron. Soc.* **499**, no.1, 210-229 (2020) doi:10.1093/mnras/staa2780 [arXiv:2007.08999 [astro-ph.CO]].
- [98] P. A. R. Ade *et al.* [Planck], “Planck 2015 results. XIII. Cosmological parameters,” *Astron. Astrophys.* **594**, A13 (2016) doi:10.1051/0004-6361/201525830 [arXiv:1502.01589 [astro-ph.CO]].
- [99] A. G. Adame *et al.* [DESI], “DESI 2024 VI: Cosmological Constraints from the Measurements of Baryon Acoustic Oscillations,” [arXiv:2404.03002 [astro-ph.CO]].
- [100] V. Mukhanov, “Physical Foundations of Cosmology,” Cambridge University Press, 2005, ISBN 978-0-521-56398-7 doi:10.1017/CBO9780511790553
- [101] L. E. Padilla, L. O. Tellez, L. A. Escamilla and J. A. Vazquez, “Cosmological Parameter Inference with Bayesian Statistics,” *Universe* **7**, no.7, 213 (2021) doi:10.3390/universe7070213 [arXiv:1903.11127 [astro-ph.CO]].
- [102] D. W. Hogg, J. Bovy and D. Lang, “Data analysis recipes: Fitting a model to data,” [arXiv:1008.4686 [astro-ph.IM]].
- [103] D. Foreman-Mackey, D. W. Hogg, D. Lang and J. Goodman, “emcee: The MCMC Hammer,” *Publ. Astron. Soc. Pac.* **125**, 306-312 (2013) doi:10.1086/670067 [arXiv:1202.3665 [astro-ph.IM]].
- [104] <https://emcee.readthedocs.io/en/stable/>
- [105] <https://github.com/JoJo20221003/Hz-Code>
- [106] A. Lewis, “GetDist: a Python package for analysing Monte Carlo samples,” [arXiv:1910.13970 [astro-ph.IM]].
- [107] H. Akaike, “A new look at the statistical model identification,” *IEEE Trans. Automatic Control* **19**, no.6, 716 (1974) doi:10.1109/TAC.1974.1100705
- [108] G. Schwarz, “Estimating the Dimension of a Model,” *The Annals of Statistics* **6**, no.2, 461 (1978) doi:10.1214/aos/1176344136
- [109] P. Stoica and Y. Selen, “Model-order selection: a review of information criterion rules,” *IEEE Signal Processing Magazine* **21**, no.4, 36 (2004) doi:10.1109/MSP.2004.1311138
- [110] B. De Simone, M. H. P. M. van Putten, M. G. Dainotti and G. Lambiase, “A doublet of cosmological models to challenge the H0 tension in the Pantheon Supernovae Ia catalog,” [arXiv:2411.05744 [astro-ph.CO]].
- [111] A. Maeder, “An alternative to the Λ CDM model: The case of scale invariance,” *Astrophys. J.* **834**, no.2, 194 (2017) doi:10.3847/1538-4357/834/2/194 [arXiv:1701.03964 [astro-ph.CO]].
- [112] K. S. Croker, M. J. Zevin, D. Farrah, K. A. Nishimura and G. Tarle, “Cosmologically Coupled Compact Objects: A Single-parameter Model for LIGO–Virgo Mass and Redshift Distributions,” *Astrophys. J. Lett.* **921**, no.2, L22 (2021) doi:10.3847/2041-8213/ac2fad [arXiv:2109.08146 [gr-qc]].
- [113] D. Farrah, K. S. Croker, G. Tarlé, V. Faraoni, S. Petty, J. Afonso, N. Fernandez, K. A. Nishimura, C. Pearson and L. Wang, *et al.* “Observational Evidence for Cosmological Coupling of Black Holes and its Implications for an Astrophysical Source of Dark Energy,” *Astrophys. J. Lett.* **944**, no.2, L31 (2023) doi:10.3847/2041-8213/acb704 [arXiv:2302.07878 [astro-ph.CO]].
- [114] K. S. Croker, J. Runburg and D. Farrah, “Implications of Symmetry and Pressure in Friedmann Cosmology. III.

- Point Sources of Dark Energy that Tend toward Uniformity,” *Astrophys. J.* **900**, no.1, 57 (2020) doi:10.3847/1538-4357/abad2f
- [115] S. Vagnozzi, F. Pacucci and A. Loeb, “Implications for the Hubble tension from the ages of the oldest astrophysical objects,” *JHEAp* **36**, 27-35 (2022) doi:10.1016/j.jheap.2022.07.004 [arXiv:2105.10421 [astro-ph.CO]].
- [116] E. Di Valentino, L. A. Anchordoqui, Ö. Akarsu, Y. Ali-Haimoud, L. Amendola, N. Arendse, M. Asgari, M. Baldardini, S. Basilakos and E. Battistelli, *et al.* “Cosmology Intertwined III: $f\sigma_8$ and S_8 ,” *Astropart. Phys.* **131**, 102604 (2021) doi:10.1016/j.astropartphys.2021.102604 [arXiv:2008.11285 [astro-ph.CO]].
- [117] R. C. Nunes and S. Vagnozzi, “Arbitrating the S8 discrepancy with growth rate measurements from redshift-space distortions,” *Mon. Not. Roy. Astron. Soc.* **505**, no.4, 5427-5437 (2021) doi:10.1093/mnras/stab1613 [arXiv:2106.01208 [astro-ph.CO]].
- [118] E. Ó. Colgáin, M. M. Sheikh-Jabbari, R. Solomon, G. Bargiacchi, S. Capozziello, M. G. Dainotti and D. Stojkovic, “Revealing intrinsic flat Λ CDM biases with standardizable candles,” *Phys. Rev. D* **106**, no.4, L041301 (2022) doi:10.1103/PhysRevD.106.L041301 [arXiv:2203.10558 [astro-ph.CO]].
- [119] E. Ó. Colgáin, S. Pourojaghi and M. M. Sheikh-Jabbari, “Implications of DES 5YR SNe Dataset for Λ CDM,” [arXiv:2406.06389 [astro-ph.CO]].
- [120] T. M. C. Abbott *et al.* [DES], “The Dark Energy Survey: Cosmology Results with ~ 1500 New High-redshift Type Ia Supernovae Using the Full 5 yr Data Set,” *Astrophys. J. Lett.* **973**, no.1, L14 (2024) doi:10.3847/2041-8213/ad6f9f [arXiv:2401.02929 [astro-ph.CO]].
- [121] Ö. Akarsu, E. Ó. Colgáin, A. A. Sen and M. M. Sheikh-Jabbari, “Further support for S_8 increasing with effective redshift,” [arXiv:2410.23134 [astro-ph.CO]].