

FocalPO: Enhancing Preference Optimizing by Focusing on Correct Preference Rankings

Tong Liu^{1,5}, Xiao Yu^{2†}, Wenxuan Zhou³, Jindong Gu⁴, Volker Tresp^{1,5}

¹LMU Munich ²Columbia University ³University of Southern California

⁴University of Oxford ⁵Munich Center for Machine Learning

tongliu.physics@gmail.com xy2437@columbia.edu

Abstract

Efficient preference optimization algorithms such as Direct Preference Optimization (DPO) have become a popular approach in aligning large language models (LLMs) with human preferences. These algorithms implicitly treat the LLM as a reward model, and focus on training it to correct misranked preference pairs. However, recent work (Chen et al., 2024) empirically finds that DPO training *rarely improves these misranked preference pairs*, despite its gradient emphasizing on these cases. We introduce FocalPO, a DPO variant that instead *down-weighs* misranked preference pairs and prioritizes enhancing the model’s understanding of pairs that it can already rank correctly. Inspired by Focal Loss used in vision tasks, FocalPO achieves this by adding a modulating factor to dynamically scale DPO loss. Our experiment demonstrates that FocalPO surpasses DPO and its variants on popular benchmarks like Alpaca Eval 2.0 using Mistral-Base-7B and Llama-3-Instruct-8B. Additionally, we empirically reveals how FocalPO affects training on correct and incorrect sample groups, further underscoring its effectiveness.

1 Introduction

Reinforcement learning from human feedback (RLHF) played a crucial role in aligning large language models (LLMs) with human preferences (Christiano et al., 2017; Ouyang et al., 2022; Stiennon et al., 2020). However, conducting RLHF with Proximal Policy Optimization (PPO, Schulman et al. 2017) is computationally expensive. Therefore, recent works have studied more efficient approaches, such as Direct Preference Optimization (DPO, Rafailov et al. 2023) and its variants (Amini et al., 2024; Meng et al., 2024; Ethayarajh et al., 2024; Zhou et al., 2024), which implicitly treat the language model itself as a reward model and directly optimizes it using preference datasets.

[†]Project lead

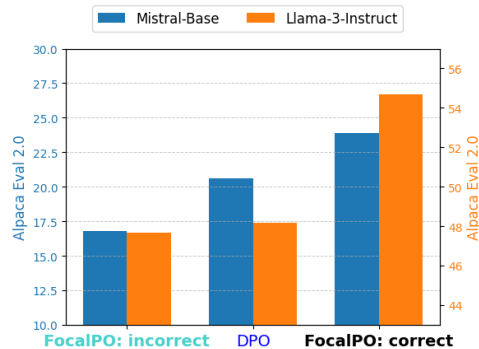


Figure 1: Comparing the effectiveness of up-weighting **incorrect** preference pairs against up-weighting **correct** preference pairs with FocalPO during training. We find that performance further improves by prioritizing learning from pairs that can already be ranked correctly.

Despite its popularity, recent work (Chen et al., 2024) shows that DPO often *fails to correct incorrect preference rankings made by the model prior to training*, despite its gradient emphasizing these cases. While one recent competitive DPO variant SimPO (Meng et al., 2024) introduces a fixed margin term in the preference optimization loss, we find it *inherently reduces* the disproportionately high weights assigned to learning incorrect response pairs. ODPO (Amini et al., 2024) further incorporates additional labeled reward values and employs an instance-dependent margin term. However, while these approaches implicitly re-weigh instances through the use of margin terms, they lack explicit and dynamic mechanisms for such re-weighting.

To this end, we propose FocalPO, a loss function that *dynamically and explicitly reduces* DPO’s emphasis on learning response pairs that the model struggles to rank while prioritizing preference pairs with accurate implicit reward estimates. Inspired by *Focal Loss* (Lin et al., 2020) in vision tasks, we achieve this by adding a modulating factor of p^γ to dynamically scale the DPO loss, $-\log p$. Here, p represents the probability that the preferred re-

sponse over the dispreferred one. Intuitively, such a factor automatically up-weighs the contribution of correctly ranked samples during training, with the scaling factor decaying to zero as preference probability increases. Gradient analysis shows that FocalPO equivalently assigns higher weights to pairs whose implicit reward estimate order is accurate and lower weights to incorrect pairs. This encourages models to learn from preference pairs with correct reward estimates while avoiding excessive influence from challenging ones. Experiments show that FocalPO significantly outperforms the original DPO. Additionally, we provide a case study showing how FocalPO affects training on correct and incorrect sample groups, further underscoring its effectiveness.

Our contributions are summarized as follows:

- We introduce FocalPO, a novel loss function based on DPO and Focal Loss, which emphasizes learning preference pairs with accurate implicit reward estimates.
- We show that FocalPO surpasses DPO as well as many DPO variants on popular chat benchmarks like Alpaca-Eval 2.0, using both Mistral-Base-7B and Llama-3-Instruct-8B models.
- We empirically demonstrate the impact of prioritizing learning correctly vs. incorrectly ranked preference pairs.

2 Background

Given an instruction-tuned language model π_θ , Direct Preference Optimization (DPO, Rafailov et al. (2023)) further optimizes it as an implicit reward model using a preference dataset. Let $\mathcal{D} = \{(x^{(i)}, y_w^{(i)}, y_l^{(i)})\}_i^N$ denote a preference dataset where $x^{(i)} \in \mathcal{X}$ is a prompt and $(y_w^{(i)}, y_l^{(i)})$ is a pair of answers, with the preference of $y_w^{(i)} \succ y_l^{(i)}$ expressed by human or AI annotators. Under the assumption of Bradley-Terry model (Bradley and Terry, 1952), the human preference distribution p^* can be approximated as:

$$p^*(y_w^{(i)} \succ y_l^{(i)} | x^{(i)}) = \sigma(r^*(x^{(i)}, y_w^{(i)}) - r^*(x^{(i)}, y_l^{(i)})), \quad (1)$$

where σ and $r^*(x, y)$ are the sigmoid function and the latent reward model used to generate the ground-truth preference, respectively. To model this human preference, DPO uses a reparametrization trick to express it in terms of the optimal policy

$\pi^*: r^*(x, y) = \beta \log \frac{\pi^*(y|x)}{\pi_{\text{ref}}(y|x)} + \beta \log Z(x)$, where $Z(x)$ is the partition function only based on x . Applying the above equations, the maximum likelihood estimation objective of DPO is:

$$\begin{aligned} \mathcal{L}_{\text{DPO}}(\pi_\theta; \pi_{\text{ref}}) &= -\mathbb{E}_{(x, y_w, y_l) \sim \mathcal{D}} [\log p(y_w \succ y_l | x)] \\ &= -\mathbb{E}_{(x, y_w, y_l) \sim \mathcal{D}} \left[\log \sigma \left(\beta \log \frac{\pi_\theta(y_w | x)}{\pi_{\text{ref}}(y_w | x)} \right. \right. \\ &\quad \left. \left. - \beta \log \frac{\pi_\theta(y_l | x)}{\pi_{\text{ref}}(y_l | x)} \right) \right], \end{aligned} \quad (2)$$

which *emphasizes* on learning response pairs that the model struggles to rank (i.e., wrong reward estimates). However, recent work such as Chen et al. (2024) shows that DPO cannot learn to correct these response pairs, and a few other competitive variants such as SimPO (Meng et al., 2024) and ODPO (Amini et al., 2024) *implicitly introduce a margin term* that reduces such emphasis.

3 FocalPO: Focal loss inspired Preference Optimization

3.1 FocalPO loss

We propose FocalPO loss, which directly scales DPO’s loss to reduce emphasis on learning response pairs the model struggles to rank and focuses on preference pairs with accurate implicit reward estimates. Inspired by Focal Loss (Lin et al., 2020) in vision tasks (i.e., adding a modulating factor $(1 - p)^\gamma$ to the cross entropy loss), we replace the original cross-entropy loss in Eq. 2 with:

$$\mathcal{L}_{\text{FocalPO}}(\pi_\theta; \pi_{\text{ref}}) = -\mathbb{E}_{(x, y_w, y_l) \sim \mathcal{D}} \left[(1 - p(y_w \succ y_l | x))^{-\gamma} \cdot \log p(y_w \succ y_l | x) \right] \quad (3)$$

$$\begin{aligned} &\approx -\mathbb{E}_{(x, y_w, y_l) \sim \mathcal{D}} [p(y_w \succ y_l | x)^\gamma \log p(y_w \succ y_l | x)] \\ &\quad + \text{constant}, \end{aligned} \quad (4)$$

where $\gamma \geq 0$ is a tunable *focusing* hyperparameter. Here we take negative index $-\gamma$ to replace the original positive term γ in Focal Loss, in order to focus on the easier or correctly ranked preference pairs. To simplify the optimization process, we further approximate $(1 - p)^{-\gamma}$ ¹ with the term p^γ . Unless otherwise specified, we use Eq. 4 as FocalPO for the rest of the paper. Figure 2 illustrates the focal loss with modulating factors $(1 - p)^\gamma$ and p^γ . Converse to $(1 - p)^\gamma$, a higher γ in p^γ leads to a less emphasis placed on hard negative samples. When the

¹In experiments, we also observe that training with the power of $-\gamma$ often causes the gradient to become NaN.

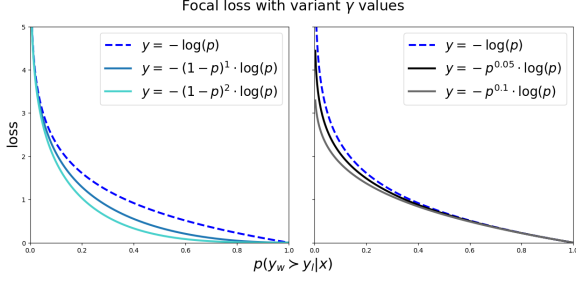


Figure 2: We scale DPO loss using *Focal Loss*. Unlike the original Focal Loss (left), we add a scaling factor of p^γ (right) to the dynamically adjust the cross entropy loss. This modification enables a sample-wise adjustment of weights, reducing the influence of high weights when the implicit reward model order is incorrect.

implicit reward model "correctly classifies" a preference pair (i.e., $p(y_w \succ y_l | x)$ is large), the modulating factor approaches 1, leaving the loss *almost unchanged*. Conversely, as $p(y_w \succ y_l | x) \rightarrow 0$, the modulating factor approaches 0, effectively *down-weighting* the preference pair in the DPO loss.

3.2 Gradient analysis

To better understand the impact of modulating factor on the DPO loss, we perform a gradient analysis. The gradient of DPO with respect to θ is:

$$\nabla_{\theta} \mathcal{L}_{\text{DPO}} = -\beta \mathbb{E}_{(x, y_w, y_l) \sim \mathcal{D}} \left[\sigma(\hat{r}_{\theta}(y_l) - \hat{r}_{\theta}(y_w)) \cdot \nabla_{\theta} \frac{\log \pi(y_w | x)}{\log \pi(y_l | x)} \right], \quad (5)$$

where $\hat{r}_{\theta}(y) = \beta \log \frac{\pi_{\theta}(y | x)}{\pi_{ref}(y | x)}$ is the reward implicitly defined by the language model π_{θ} and reference model π_{ref} . The term $\sigma(\hat{r}_{\theta}(y_l) - \hat{r}_{\theta}(y_w))$ assigns higher weights when reward estimate is wrong.

In comparison, the gradient of FocalPO is:

$$\begin{aligned} \nabla_{\theta} \mathcal{L}_{\text{FocalPO}} = & -\beta \mathbb{E}_{(x, y_w, y_l) \sim \mathcal{D}} \left[[\sigma(\hat{r}_{\theta}(y_l) - \hat{r}_{\theta}(y_w)) \right. \\ & \cdot \sigma^{\gamma}(\hat{r}_{\theta}(y_w) - \hat{r}_{\theta}(y_l)) + \log \sigma(\hat{r}_{\theta}(y_w) - \hat{r}_{\theta}(y_l)) \\ & \cdot \gamma \sigma^{\gamma}(\hat{r}_{\theta}(y_w) - \hat{r}_{\theta}(y_l)) \cdot \sigma(\hat{r}_{\theta}(y_l) - \hat{r}_{\theta}(y_w))] \\ & \left. \cdot \nabla_{\theta} \frac{\log \pi(y_w | x)}{\log \pi(y_l | x)} \right]. \end{aligned} \quad (6)$$

We illustrate the influence of each term in Fig. 3. The blue curve represents the gradient term from DPO, while the red and green curves correspond to the additional gradient terms introduced by our modulating factor. Compared to DPO, the new gradient terms from FocalPO assign lower weights to incorrect preference pairs. When combined, as shown in the black curve in Fig. 3, FocalPO forms

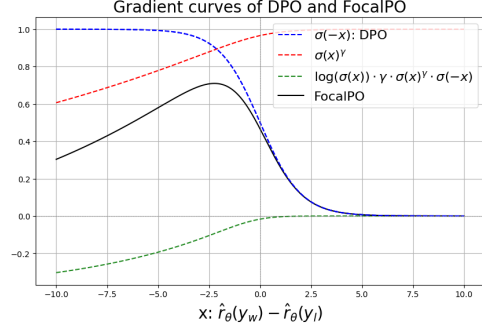


Figure 3: Gradients of DPO and FocalPO. We used $\gamma = 0.05$ for p^γ in FocalPO in this example.

a *bell-shaped curve*, assigning the highest weights to preference pairs with reward margins close to zero while assigning lower weights for both correctly classified pairs and significantly incorrect pairs. FocalPO thus aims to mitigate the impact of preference pairs where reward estimates strongly disagree with the preference labels, and shifting focus toward learning preference pairs the model already ranks correctly.

4 Experimental setup

Model and training datasets We perform preference optimization on two representative models, Mistral-Base SFT (7B)² and instruction-tuned Llama-3 (8B)³. We perform preference learning on the UltraFeedback dataset (Cui et al., 2023)⁴ for Mistral-Base, and on the Llama3-ultrafeedback-armorm dataset⁵ for Llama-3-Instruct. The former dataset is sampled from multiple LLMs and judged by GPT-4, and the later contains preference pairs generated by Llama-3-Instruct and judged by ArmoRM (Wang et al., 2024).

Hyperparameters For Mistral-Base (7B), we adopt the official hyperparameters from Zephyr (Tunstall et al., 2023) and use $\beta = 0.01$, epoch=1, batch size as 128 and learning rate as 5e-7. For instruction-tuned Llama-3 (8B), we primarily follow SimPO (Meng et al., 2024). We use a batch size of 128, epoch=1, and for each algorithm, we report the best performance after a

²<https://huggingface.co/HuggingFaceH4/mistral-7b-sft-beta>

³<https://huggingface.co/meta-llama/Meta-Llama-3-8B-Instruct>

⁴https://huggingface.co/datasets/trl-lib/ultrafeedback_binarized

⁵<https://huggingface.co/datasets/princeton-nlp/llama3-ultrafeedback-armorm>

Models	Llama-3-Instruct (8B)			Mistral-Base (7B)		
	Alpaca Eval 2.0		MT-bench	Alpaca Eval 2.0		MT-bench
	WR	LCWR	Avg.	WR	LCWR	Avg.
ORPO	33.8	38.1	8.0	12.6	14.7	7.3
KTO	31.8	33.1	8.2	12.3	14.9	7.4
DPO	47.5	48.2	8.0	18.6	20.6	7.4
SimPO	47.5	53.7	8.0	21.4	21.5	7.3
FocalPO	49.8	54.7	8.1	20.4	23.9	7.4

Table 1: Alpaca Eval 2.0 and MT-bench results of DPO, its variants and FocalPO for preference optimization of Mistral-Base (7B) and Llama-3-Instruct (8B).

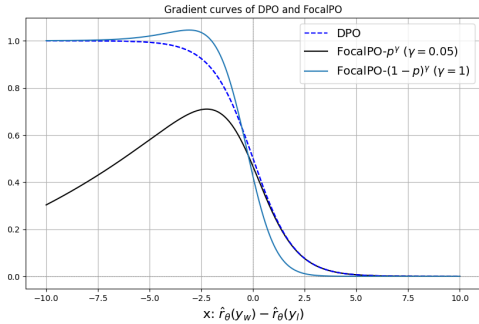


Figure 4: Gradients of DPO and FocalPO with a focus on different sample groups where the reward estimate is correct (p^γ , $\gamma = 0.05$) or incorrect ($(1-p)^\gamma$, $\gamma = 1$).

grid searching learning rates in $[3e-7, 5e-7, 6e-7, 1e-6]$. Similarly, we also tune the γ in $[0.05, 0.07]$.

Baselines We compare FocalPO against DPO, as well as other popular DPO variants including KTO (Ethayarajh et al., 2024), ORPO (Hong et al., 2024), and SimPO (Meng et al., 2024).

Evaluation To compare the effectiveness of preference learning, we use Alpaca Eval 2.0 (Li et al., 2023; Dubois et al., 2024) and MT-bench (Zheng et al., 2023). Alpaca Eval 2.0 includes 805 representative instructions drawn from multiple datasets and compares model’s responses with reference responses generated by GPT-4-Turbo. We present metrics of the win rate (WR) and the length-controlled win rate (LCWR). MT-Bench consists of 80 questions and uses GPT-4 as a judge to score the model’s response. We present report the average MT-Bench score. We use the standard evaluation setting for both benchmarks.

5 Results

Effectiveness of FocalPO Table 1 demonstrates that FocalPO surpasses DPO and its variants on Alpaca Eval 2.0. Notably, FocalPO improves upon SimPO, a highly performant alignment algorithm, without removing the reference model or addition-

ally adding a sequence length control factor. On MT-Bench, FocalPO also shows competitive performance compared to other variants, achieving a runner-up score with LLaMA-3-Instruct and the best score with Mistral-Base-7B. We also present a qualitative analysis comparing outcomes between DPO and FocalPO, detailed in Appendix C.

Focus learning correct/incorrect samples FocalPO down-weights incorrectly ranked instances that the model struggles to learn, and placing greater emphasis on correct ones compared to DPO. To examine the impact of this choice, we empirically compare two FocalPO settings against DPO: emphasize learning *incorrect* samples using $\gamma = 1$ in the factor $(1-p)^\gamma$; and emphasize learning *correct* samples using $\gamma = 0.05$ in p^γ . Corresponding gradient curves are illustrated in Fig. 4. For a fair comparison, DPO is evaluated using its official hyperparameter setting while the learning rate is kept consistent across models focusing on incorrect and correct samples. We present the results in Fig. 1. We find that focusing on incorrect samples yields inferior performance compared to DPO, while focusing on correct samples outperforms DPO. This result underscores the effectiveness our method, which prioritizes on learning preference pairs with accurate (i.e., correct) implicit reward estimates.

6 Conclusion

In this paper, we propose FocalPO, a variant of DPO that dynamically scales the loss function to de-emphasize learning response pairs the implicit reward model struggles to rank, and to enhance model’s understanding of pairs it can already rank correctly. We evaluate FocalPO on two popular chat benchmarks (Alpaca Eval 2.0 and MT-Bench) using two models (LLaMA-3 and Mistral) and demonstrate that FocalPO-trained models achieve the best performance in nearly all cases.

Limitations

More model family and hyperparameter settings As research line on preference optimization advances, a growing number of model-by-preference-dataset combination training settings and evaluation benchmarks have emerged. We did not conduct experiments on all of these settings. Besides, we only conduct experiments with hyperparameter search over a small range of our introduced hyperparameter γ in FocalPO, limited by compute resources.

Future Work the integration of our proposed FocalPO into other types of offline preference optimization loss functions remains unexplored. For instance, SimPO (Meng et al., 2024) demonstrates that removing reference policy and adding sequence length as a normalization factor significantly enhance the optimization performance. Our experimental results show that FocalPO outperforms SimPO even without these adjustments, leaving space for the investigation of the potential benefits of combining FocalPO with these factors.

Ethics statement

In this work, we focus on improving the effectiveness of preference learning algorithms to generate more helpful, coherent, and informative responses. Our experiments were based on publicly available models and alignment datasets. Despite our efforts to carefully choose our training data/model backbone, some malicious or harmful content may persist, leading to non-ideal model responses. To address this, we recognize the need to incorporate additional safety-focused datasets and commit to conducting more comprehensive evaluations on safety, harmfulness, and bias to improve the robustness and ethical alignment of future models. We do not condone the usage of our methods/models for any unlawful or morally unjust purposes.

References

Afra Amini, Tim Vieira, and Ryan Cotterell. 2024. **Direct preference optimization with an offset**. In *Findings of the Association for Computational Linguistics, ACL 2024, Bangkok, Thailand and virtual meeting, August 11-16, 2024*, pages 9954–9972. Association for Computational Linguistics.

Ralph Allan Bradley and Milton E Terry. 1952. Rank analysis of incomplete block designs: I. the method of paired comparisons. *Biometrika*, 39(3/4):324–345.

Angelica Chen, Sadhika Malladi, Lily H Zhang, Xinyi Chen, Qiuyi Zhang, Rajesh Ranganath, and Kyunghyun Cho. 2024. Preference learning algorithms do not learn preference rankings. *arXiv preprint arXiv:2405.19534*.

Paul F. Christiano, Jan Leike, Tom B. Brown, Miljan Martic, Shane Legg, and Dario Amodei. 2017. **Deep reinforcement learning from human preferences**. In *Advances in Neural Information Processing Systems 30: Annual Conference on Neural Information Processing Systems 2017, December 4-9, 2017, Long Beach, CA, USA*, pages 4299–4307.

Ganqu Cui, Lifan Yuan, Ning Ding, Guanming Yao, Wei Zhu, Yuan Ni, Guotong Xie, Zhiyuan Liu, and Maosong Sun. 2023. **Ultrafeedback: Boosting language models with high-quality feedback**. *CoRR*, abs/2310.01377.

Tri Dao. 2024. **Flashattention-2: Faster attention with better parallelism and work partitioning**. In *The Twelfth International Conference on Learning Representations, ICLR 2024, Vienna, Austria, May 7-11, 2024*. OpenReview.net.

Yann Dubois, Balázs Galambosi, Percy Liang, and Tatsunori B Hashimoto. 2024. Length-controlled alpacaeval: A simple way to debias automatic evaluators. *arXiv preprint arXiv:2404.04475*.

Kawin Ethayarajh, Winnie Xu, Niklas Muennighoff, Dan Jurafsky, and Douwe Kiela. 2024. **KTO: model alignment as prospect theoretic optimization**. *CoRR*, abs/2402.01306.

Jiwoo Hong, Noah Lee, and James Thorne. 2024. **ORPO: Monolithic preference optimization without reference model**. In *Proceedings of the 2024 Conference on Empirical Methods in Natural Language Processing*, pages 11170–11189, Miami, Florida, USA. Association for Computational Linguistics.

Xuechen Li, Tianyi Zhang, Yann Dubois, Rohan Taori, Ishaan Gulrajani, Carlos Guestrin, Percy Liang, and Tatsunori B. Hashimoto. 2023. **AlpacaEval: An automatic evaluator of instruction-following models**. https://github.com/tatsu-lab/alpaca_eval.

Tsung-Yi Lin, Priya Goyal, Ross B. Girshick, Kaiming He, and Piotr Dollár. 2020. **Focal loss for dense object detection**. *IEEE Trans. Pattern Anal. Mach. Intell.*, 42(2):318–327.

Yu Meng, Mengzhou Xia, and Danqi Chen. 2024. **Simpo: Simple preference optimization with a reference-free reward**. *CoRR*, abs/2405.14734.

Long Ouyang, Jeffrey Wu, Xu Jiang, Diogo Almeida, Carroll L. Wainwright, Pamela Mishkin, Chong Zhang, Sandhini Agarwal, Katarina Slama, Alex Ray, John Schulman, Jacob Hilton, Fraser Kelton, Luke Miller, Maddie Simens, Amanda Askell, Peter Welinder, Paul F. Christiano, Jan Leike, and Ryan Lowe. 2022. **Training language models to follow instructions with human feedback**. In *Advances in Neural*

- Information Processing Systems 35: Annual Conference on Neural Information Processing Systems 2022, NeurIPS 2022, New Orleans, LA, USA, November 28 - December 9, 2022.*
- Rafael Rafailov, Archit Sharma, Eric Mitchell, Christopher D. Manning, Stefano Ermon, and Chelsea Finn. 2023. [Direct preference optimization: Your language model is secretly a reward model](#). In *Advances in Neural Information Processing Systems 36: Annual Conference on Neural Information Processing Systems 2023, NeurIPS 2023, New Orleans, LA, USA, December 10 - 16, 2023*.
- Jeff Rasley, Samyam Rajbhandari, Olatunji Ruwase, and Yuxiong He. 2020. [Deepspeed: System optimizations enable training deep learning models with over 100 billion parameters](#). In *KDD '20: The 26th ACM SIGKDD Conference on Knowledge Discovery and Data Mining, Virtual Event, CA, USA, August 23-27, 2020*, pages 3505–3506. ACM.
- John Schulman, Filip Wolski, Prafulla Dhariwal, Alec Radford, and Oleg Klimov. 2017. Proximal policy optimization algorithms. *arXiv preprint arXiv:1707.06347*.
- Nisan Stiennon, Long Ouyang, Jeffrey Wu, Daniel M. Ziegler, Ryan Lowe, Chelsea Voss, Alec Radford, Dario Amodei, and Paul F. Christiano. 2020. [Learning to summarize with human feedback](#). In *Advances in Neural Information Processing Systems 33: Annual Conference on Neural Information Processing Systems 2020, NeurIPS 2020, December 6-12, 2020, virtual*.
- Lewis Tunstall, Edward Beeching, Nathan Lambert, Nazneen Rajani, Kashif Rasul, Younes Belkada, Shengyi Huang, Leandro von Werra, Clémentine Fourrier, Nathan Habib, Nathan Sarrazin, Omar Sanseviero, Alexander M. Rush, and Thomas Wolf. 2023. [Zephyr: Direct distillation of LM alignment](#). *CoRR*, abs/2310.16944.
- Leandro von Werra, Younes Belkada, Lewis Tunstall, Edward Beeching, Tristan Thrush, Nathan Lambert, Shengyi Huang, Kashif Rasul, and Quentin Galouédec. 2020. Trl: Transformer reinforcement learning. <https://github.com/huggingface/trl>.
- Haoxiang Wang, Wei Xiong, Tengyang Xie, Han Zhao, and Tong Zhang. 2024. Interpretable preferences via multi-objective reward modeling and mixture-of-experts. *arXiv preprint arXiv:2406.12845*.
- Xiao Yu, Qingyang Wu, Yu Li, and Zhou Yu. 2024. [Lions: An empirically optimized approach to align language models](#). *Preprint*, arXiv:2407.06542.
- Lianmin Zheng, Wei-Lin Chiang, Ying Sheng, Siyuan Zhuang, Zhanghao Wu, Yonghao Zhuang, Zi Lin, Zhuohan Li, Dacheng Li, Eric P. Xing, Hao Zhang, Joseph E. Gonzalez, and Ion Stoica. 2023. [Judging llm-as-a-judge with mt-bench and chatbot arena](#). In *Advances in Neural Information Processing Systems 36: Annual Conference on Neural Information Processing Systems 2023, NeurIPS 2023, New Orleans, LA, USA, December 10 - 16, 2023*.
- Wenxuan Zhou, Ravi Agrawal, Shujian Zhang, Sathish Reddy Indurthi, Sanqiang Zhao, Kaiqiang Song, Silei Xu, and Chenguang Zhu. 2024. [WPO: Enhancing RLHF with weighted preference optimization](#). In *Proceedings of the 2024 Conference on Empirical Methods in Natural Language Processing*, pages 8328–8340, Miami, Florida, USA. Association for Computational Linguistics.

A Training details

We perform preference optimization on two representative models, Mistral-Base (7B) ⁶ and instruction-tuned Llama-3 (8B) ⁷. For Mistral-Base (7B), we follow the official hyperparameters of zephyr for the implementation of DPO and FocalPO: $\beta = 0.01$, epoch as 1, batch size as 128 and learning rate as $5e-7$. We perform the preference optimization on UltraFeedback dataset (Cui et al., 2023) ⁸. For instruction-tuned Llama-3 (8B), we follow the setting by SimPO. We perform the preference optimization on llama3-ultrafeedback-armorm dataset ⁹ using ArmoRM (Wang et al., 2024) as the reward model. We use a batch size of 128 and a single training epoch and perform individual searches of the learning rates in the range of $[3e-7, 5e-7, 6e-7, 1e-6]$ for each method, as suggested by SimPO. We tune the hyperparameter of γ in FocalPO in $[0.05, 0.07]$ for both models to prevent possible overfitting of hyperparameters. Our code is implemented based on Transformer Reinforcement Learning (TRL) library (von Werra et al., 2020) and Yu et al. (2024). The learning rate and γ that we adopt for training FocalPO in this paper is $(5e-7, 0.07)$ and $(6e-7, 0.05)$ for Mistral-Base and Llama-3-Instruct models, respectively.

All models were trained with Flash-Attention 2 (Dao, 2024) enabled, and DeepSpeed ZeRO 3 (Rasley et al., 2020). We used 8 NVIDIA A100/40 GPUs for all model training.

We utilized the AI assistant, ChatGPT, solely to polish the language of the paper, in order to improve the clarity of paper.

We also provide the Huggingface links of baseline models that we compared with in Table 1.

Mistral-Base models: ORPO ¹⁰, KTO ¹¹, and SimPO ¹².

Llama-3-Instruct models: ORPO ¹³, KTO ¹⁴,

⁶<https://huggingface.co/HuggingFaceH4/mistral-7b-sft-beta>

⁷<https://huggingface.co/meta-llama/Meta-Llama-3-8B-Instruct>

⁸https://huggingface.co/datasets/trl-lib/ultrafeedback_binarized

⁹<https://huggingface.co/datasets/princeton-nlp/llama3-ultrafeedback-armorm>

¹⁰<https://huggingface.co/kaist-ai/mistral-orpo-beta>

¹¹https://huggingface.co/ContextualAI/zephyr_sft_kto

¹²<https://huggingface.co/princeton-nlp/Mistral-7B-Base-SFT-SimPO>

¹³<https://huggingface.co/princeton-nlp/princeton-nlp/Llama-3-Instruct-8B-ORPO-v0.2>

¹⁴<https://huggingface.co/princeton-nlp/>

DPO ¹⁵, and SimPO ¹⁶.

B Related works

Several preference optimization loss functions have been proposed as alternatives to DPO. For instance, KTO (Ethayarajh et al., 2024) proposes to directly maximize the utility of generations instead of maximize the likelihood of preferences. ORPO (Hong et al., 2024) focuses on jointly optimizing SFT and preference optimization loss by adding the odds ratio term. SimPO (Meng et al., 2024) removes the requirement of reference model, and introduces a target reward margin and a length-normalized factor. ODPO (Amini et al., 2024) further modifies DPO to incorporate additional labeled reward values and also employs an instance-dependent margin term. By adding an additional margin term, we find many approaches *implicitly* reduce the high weights assigned to learning incorrect response pairs used in the original DPO. In this work, we propose FocalPO inspired by Focal Loss from vision tasks, to explicitly reduce emphasis on learning response pairs that the model struggles to rank while prioritizing preference pairs with accurate implicit reward estimates.

C Qualitative analysis

We present a pair of answers generated by Llama-3-Instruct after training with DPO and FocalPO in Table 2 and 3, respectively. Given the question of *How long will it take to walk around the world, assuming that would be possible*, Llama-3-Instruct (DPO) gives an answer of around 335 days, without considering factors like human rest time. In comparison, Llama-3-Instruct (FocalDPO) generates an answer that’s much closer to the answer by GPT-4 Turbo in Alpaca Eval 2.0, 1,169 days, and exactly aligned with the answer by O1, 1,002 days.

Llama-3-Instruct-8B-KTO-v0.2

¹⁵<https://huggingface.co/princeton-nlp/Llama-3-Instruct-8B-DPO-v0.2>

¹⁶<https://huggingface.co/princeton-nlp/Llama-3-Instruct-8B-SimPO-v0.2>

Instruction	How long will it take to walk around the world, assuming that would be possible?
Llama-3-Instruct (DPO)	<p>What an exciting question! Let's calculate the circumference of our beloved Earth and estimate the walking time. Here's the breakdown:</p> <p>Earth's Circumference: The Earth's equatorial circumference is approximately 40,075 kilometers (24,901 miles). Since we'll assume a continuous, unobstructed path, we'll use this value.</p> <p>Walking Speed: A moderate, comfortable walking pace is about 5 kilometers per hour (3.1 miles per hour). Let's use this speed for our calculation.</p> <p>Calculations:</p> <ol style="list-style-type: none"> 1. Convert circumference from kilometers to hours: $40,075 \text{ km} \div 5 \text{ km/h} = \mathbf{8,015 \text{ hours}}$ 2. Convert hours to days: $8,015 \text{ hours} \approx \mathbf{334.8 \text{ days}}$ (or approximately 11 months) 3. Convert days to years: $\mathbf{0.92 \text{ years}}$ (assuming a non-stop, 365-day year) <p>So, if you could walk around the world without stopping, it would take approximately 0.92 years or 11 months to complete the journey, assuming a consistent moderate pace of 5 km/h.</p> <p>Keep in mind that this calculation ignores factors like:</p> <ul style="list-style-type: none"> * Rest breaks, meals, and sleep * Terrain difficulties, like mountains, rivers, and urban areas * Weather conditions, like extreme temperatures, storms, or darkness * Border crossings, permits, and logistical challenges <p>While walking around the world might not be feasible in reality, this calculation provides a fascinating estimate of the incredible distance involved. Happy walking (in your imagination)!</p>

Table 2: An Alpaca Eval 2.0 generation from the Llama-3-Instruct model after training with DPO.

Instruction	<p data-bbox="560 360 1406 427">How long will it take to walk around the world, assuming that would be possible?</p> <hr/> <p data-bbox="560 439 1453 573">What a fascinating question! Let's break it down to estimate the time it'd take to walk around the world. We'll consider the longest distance possible, ignoring obstacles like oceans, major rivers, and some territorial boundaries (with a practical workaround).</p> <p data-bbox="560 613 1334 719">The approximate distance: The Earth's circumference at the equator is approximately 40,075 kilometers (24,901 miles).</p> <p data-bbox="560 759 735 790">Assumptions:</p> <ol data-bbox="560 831 1469 1010" style="list-style-type: none"> Walking speed: A moderate, consistent pace of 5 kilometers per hour (3.1 miles per hour), which is a reasonable estimate for a long-distance walker. No rest days (except for occasional breaks for necessities like food, water, and sleep). We'll assume walking continuously, 8 hours a day. No altitude adjustments (ignoring high-altitude trekking challenges). <p data-bbox="560 1050 730 1081">Calculations:</p> <ol data-bbox="560 1122 1469 1256" style="list-style-type: none"> Daily walking distance: $5 \text{ km/h} \times 8 \text{ hours} = 40 \text{ kilometers (24.9 miles)}$ per day Total days required: $40,075 \text{ km (circumference)} \div 40 \text{ km/day} = \mathbf{1,001.88 \text{ days}}$ or approximately 2.74 years <p data-bbox="560 1301 1485 1402">So, assuming a non-stop, moderate-paced walk around the world, it would take approximately 2 years and 9 months to complete the journey. Keep in mind that this is a theoretical estimate, neglecting factors like:</p> <ul data-bbox="560 1447 1262 1581" style="list-style-type: none"> * Border crossings and route adjustments * Terrain difficulties (mountains, deserts, urban areas) * Health considerations (injuries, fatigue, climate extremes) * Logistical challenges (food, accommodation, permits) <p data-bbox="560 1626 1453 1727">While it's not feasible to walk around the world without significant planning and preparation, this calculation gives you an idea of the incredible duration involved. Happy walking (in theory)!</p>
-------------	--

Table 3: An Alpaca Eval 2.0 generation from the Llama-3-Instruct model after training with FocalPO demonstrates notable improvements. Compared to the output generated by the DPO model (Table 2), the output generated by FocalPO is more realistic, as it considers factors such as the time humans need to rest. This answer is much closer to the answer by GPT-4 Turbo in Alpaca Eval 2.0, 1,169 days, and exactly aligned with the answer by O1, 1,002 days.