

High-Throughput Studies of Novel Magnetic Materials in Borides

Zhen Zhang¹, Kirill D. Belashchenko², Vladimir Antropov^{1,3}

¹Department of Physics and Astronomy, Iowa State University, Ames, IA 50011, USA

²Department of Physics and Astronomy and Nebraska Center for Materials and Nanoscience, University of Nebraska-Lincoln, Lincoln, NE 68588, USA

³Ames National Laboratory, U.S. Department of Energy, Ames, IA 50011, USA

Borides are a versatile material family with various properties for valuable applications. Conventional magnetism, such as ferromagnetism and antiferromagnetism in borides, have been extensively studied. However, research on unconventional magnetism in borides where quantum effects are dominant is scarce. Here, we implement a high-throughput workflow combining first-principles calculations, materials prediction, and magnetic properties calculations to discover novel magnetism and magnetic materials in borides. Successfully applying the workflow, we report three families of novel magnetic borides, including two families of borides exhibiting quantum magnetism. One is a family of dimerized quantum magnets among YCrB₄-type borides, which provides a rare platform for studying the spin-gap quantum critical point. The other is a family of altermagnets among FeMo₂B₂-type borides, extending the magnetic orderings exhibited by borides beyond conventional ferromagnetism and antiferromagnetism. We also predict a family of magnetic laminate transition metal borides, known as the MAB phases, in the AlFe₂B₂-type family, which provide pure-phase or alloying candidates for studying magnetocaloric materials and the associated magnetic transitions. The workflow is expected to be used in further studies of novel magnetism and magnetic materials.

I. INTRODUCTION

Borides exhibit a variety of structures, chemical compositions, and properties. One of their most important applications is in permanent magnets, such as Nd₂Fe₁₄B, which remains one of the best permanent magnets to date. Due to the significance of permanent magnets, borides containing rare earth and 3d transition metals and conventional magnetism, such as ferromagnetism, antiferromagnetism, ferrimagnetism, and paramagnetism, have been extensively studied. However, there has been little research into the unconventional magnetism of borides. For this reason, we conduct high-throughput studies on novel magnetism and magnetic materials in borides using first-principles calculations.

Here, we report three families of novel magnetic borides: (1) We unveil a family of dimerized quantum magnets in the YCrB₄-type structure¹. This finding enables research in borides for spin-gap quantum critical point (QCP) and potential Bose-Einstein condensation (BEC) of magnetic excitations. (2) We discuss a family of altermagnets in the FeMo₂B₂-type structure. This finding enables research in borides for altermagnetism and potential next-generation spintronics and magnonics. (3) We predict a family of magnetic MAB (laminate transition metal boride) phases in the AlFe₂B₂-type structure. This finding enables research in borides for magnetocaloric effect and potential 2D magnetic materials.

II. METHODOLOGY

To effectively and efficiently conduct the high-throughput search for novel magnetism and magnetic materials, we develop the following step-by-step workflow and apply it to various families of materials. First, we select structural prototypes with interesting structural features that may lead to unusual magnetic phenomena. This will be demonstrated later in this work. Second, we perform high-throughput elemental substitutions in the selected structural prototypes and evaluate the

thermodynamic stability of each new material by computing the relative formation energy distance to the known ternary formation enthalpy convex hull. Known convex hull phases are obtained from materials databases such as the Materials Project² and the Open Quantum Materials Database (OQMD)³. The formation energies of all phases are recalculated by spin-polarized density functional theory (DFT) using the same DFT settings. If the formation energy is below the known convex hull, the new material is assumed to be stable. In this case, the convex hull is reconstructed to include the new material's formation energy, the distance of which from the convex hull, also known as stability, is now zero. If the formation energy is within 50 meV/atom above the convex hull, the material is considered to be metastable and potentially synthesizable. If the formation energy is within 200 meV/atom above the convex hull, the material is considered potentially metastable and worth reporting. If the formation energy is more than 200 meV/atom above the convex hull, the material is deemed unstable and excluded from further consideration. Nevertheless, some borides predicted to be unstable have been synthesized in experiments^{4,5}. Third, for all stable and metastable materials, we carry out high-throughput collinear magnetic calculations for various magnetic configurations. Magnetic configurations are carefully constructed to include all combinations of parallel and antiparallel spins between up to at least the third nearest neighbors of the magnetically active elements. Then, the magnetic ground state is determined based on the lowest self-consistent total energy. Fourth, for the magnetic ground state, we conduct detailed examinations of its physical properties. These examinations include the magnetic moments, electronic structure, magnonic structure, magnetic exchange coupling, and symmetry analysis. This way, novel magnetism and novel magnetic materials suitable for synthesis are predicted.

DFT calculations are performed using the projector augmented wave (PAW) method as implemented in the VASP package. The electronic exchange-correlation energy is treated

by the Perdew-Burke-Ernzerhof (PBE) generalized gradient approximation (GGA). The convergence thresholds are set to be 10^{-5} eV for electronic self-consistency and 0.01 eV \AA^{-1} for ionic relaxation. The kinetic energy cutoff for the plane-wave-basis set and the k-point grid for the Brillouin zone sampling are set to be sufficiently high and dense, respectively, to achieve the convergence of energy within 1 meV/atom.

III. RESULTS AND DISCUSSION

A. A Family of Dimerized Quantum Magnets in the $YCrB_4$ -Type Structure

Quantum magnets are of great interest due to their many exotic phenomena. One of the simplest kinds of quantum magnets is those consisting of strongly antiferromagnetically coupled spin dimers, known as dimerized quantum magnets. Dimerized quantum magnets close to the QCP between a disordered singlet spin-dimer phase, with a spin gap, and the ordered conventional Néel antiferromagnetic (AFM) phase are of great significance, which provide a unique platform to study BEC of magnetic excitations⁶. So far, dimerized quantum magnets have been discovered mostly in oxides and halides⁶, such as $BaCuSi_2O_6$, $Ba_3Mn_2O_8$, and $TiCuCl_3$. To the best of our knowledge, dimerized quantum magnets have not been found among borides before.

Here, we unveil a family of dimerized quantum magnets in the $YCrB_4$ -type borides¹. $YCrB_4$ and related materials of this structural type have been known for decades^{7,8}. However, investigations of the electronic and magnetic properties of these compounds are scarce, even for the prototypical $YCrB_4$. A remarkable structural feature of this class of materials is a transition-metal dimer. Whether such a dimer can be magnetized and even form a quantum spin dimer remains unknown and is yet to be explored. Motivated by this idea, we carry out high-throughput DFT calculations to search for stable and metastable $YCrB_4$ -type compounds, MTB_4 ($M = Sc, Y, La, Ce, Lu, Mg, Ca, Al$; $T = V, Cr, Mn, Fe, Co, Ni$), with antiferromagnetically coupled 3d atoms within each dimer as the ground state.

Fig. 1(a) shows the two ground-state magnetic configurations with antiferromagnetically coupled atoms within the dimer. They are labeled as AFF and AAA, respectively, according to our convention. AFF does not have alternating spin orientations along the out-of-plane direction, while AAA does. The arrangements of the in-plane spin dimers are also different between AFF and AAA.

Fig. 1(b) shows the phase stabilities of the nine dimerized quantum magnets found in MTB_4 . Four compounds are stable: $ScCrB_4$, $YCrB_4$, $LuCrB_4$, and $MgMnB_4$. Their formation energies are part of their respective convex hull, and thus, their stabilities are denoted as zero. Five compounds are metastable: $MgCrB_4$, $CaCrB_4$, $AlCrB_4$, $LaCrB_4$, and $CaMnB_4$. $YCrB_4$ ⁹ is known to exist, and $LuCrB_4$ ¹⁰ was also briefly mentioned as existing. All of them are potentially synthesizable. Fig. 1(c) shows the magnetic moments on the 3d transition metal atoms. The magnetic moments are all about $1 \mu_B$, suggesting the spin-1/2 state of the T atom in these magnetic compounds. The

ground state is AAA for $MgCrB_4$ and $CaCrB_4$ and AFF for the other seven compounds. This class of compounds obeys a simple isoelectronic rule to form dimerized quantum magnets. $M = IIIA$ and $IIIB$ elements, Al, Sc, Y, La, and Lu, form dimerized quantum magnets only with Cr. $M = IIA$ elements, Mg and Ca, form dimerized quantum magnets with both Cr and Mn.

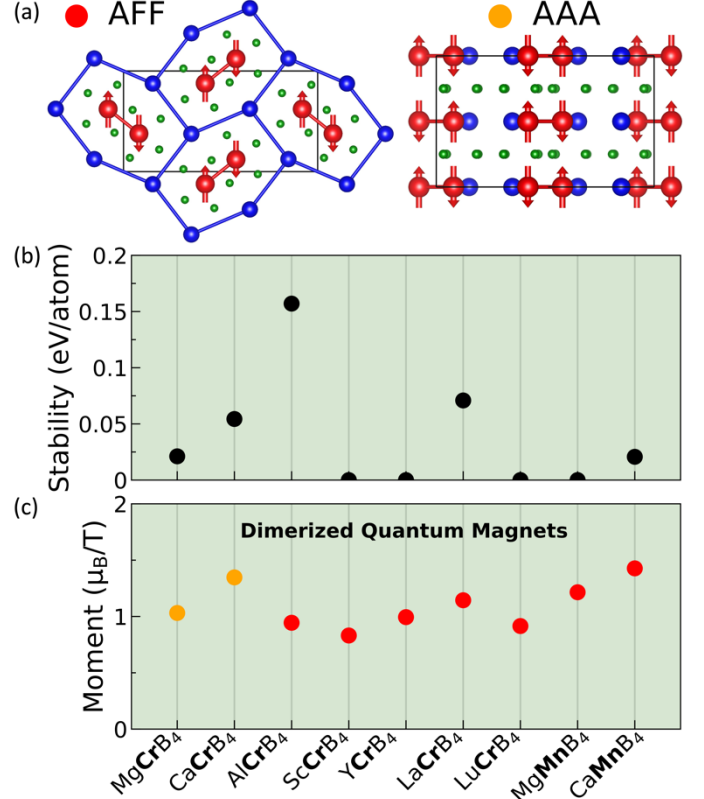


Fig. 1. (a) DFT ground-state magnetic configurations of the $YCrB_4$ -type structure and the associated symbols and labels¹. Blue, red, and green spheres represent the Y, Cr, and B sites, respectively. (b) Phase stability of $YCrB_4$ -type MTB_4 . (c) Magnetic moment on the magnetically active 3d transition metals in the DFT ground state.

With this isoelectronic rule in mind, we select three representative compounds, $YCrB_4$, $MgCrB_4$, and $MgMnB_4$, to compute their magnetic exchange coupling parameters in the DFT ground state. Exchange parameters are calculated using the linear response technique¹¹ implemented within the tight-binding linear muffin-tin orbital (TB-LMTO) method in the Questaal code¹². A strong AFM coupling within the dimer promotes the formation of a singlet spin-gap state, resulting in the absence of magnetic order^{13,14}. The singlet spin-gap state is in competition with the antiferromagnetically ordered state, which is supported by the interdimer exchange coupling. Following the approach in¹⁴, we examine a spin-1/2 Heisenberg lattice Hamiltonian, where interactions between dimers are treated at the mean-field level, while the 4×4 Hamiltonian of each individual dimer is exactly diagonalized. In this dimer Hamiltonian, interactions with other dimers are approximated by effective fields, where the spin operators for neighboring

dimers are replaced by their expectation values. A QCP between the singlet spin-gap state and the magnetically ordered state is predicted by the solution to this quantum mean-field model at $|J'_0/J_D| = 1$, where J_D is the intradimer exchange coupling, and J'_0 is the “non-staggered” total exchange coupling of a given magnetic moment to the rest of the lattice excluding its intradimer neighbor. YCrB_4 , MgCrB_4 , and MgMnB_4 have $|J'_0/J_D| = 1.06, 1.10, 0.83$. Thus, they are expected to be close to the QCP.

By alloying this family of dimerized quantum magnets, it may be possible to tune the exchange coupling across the QCP. This family of dimerized quantum magnets provides a rare platform for studying the spin-gap QCP.

B. A Family of Altermagnets in the FeMo_2B_2 -Type Structure

Recently, a new class of collinear magnetism, known as altermagnetism, has been discovered^{15,16}. This form of magnetism exhibits momentum-dependent electronic band spin splitting, a hallmark of ferromagnetism, while maintaining zero net magnetization, characteristic of antiferromagnetism. Altermagnets can exhibit spin-polarized currents and anomalous Hall effect without a large net magnetization. Their distinct magnetic and electronic properties hold great promise for next-generation spintronic devices. So far, altermagnets have been found mainly in compounds containing group VA and VIA elements.

Here, we describe a family of altermagnets with the FeMo_2B_2 -type structure. FeMo_2B_2 and related materials of this structural type have been known for decades^{17,18}. Calculations have been conducted to study some fundamental physical properties, including magnetism, of some materials of this family¹⁹. Altermagnetism has been theoretically found in FeNb_2B_2 and FeTa_2B_2 ^{20,21}. No recent synthesis nor measurement for the predicted magnetism is available, either. We perform high-throughput DFT calculations to seek stable and metastable FeMo_2B_2 -type compounds, TM_2B_2 ($T = \text{V, Cr, Mn, Fe, Co, Ni}$; $M = \text{Y, Zr, Nb, Mo, Tc, Ru, Rh, Pd, Ag, Cd, La, Hf, Ta, W, Re, Os, Ir, Pt, Au, Hg}$), with ground-state magnetic orderings classified as altermagnetism.

Fig. 2(a) shows the ground-state magnetic ordering for a number of compounds in this family. This ordering has ferromagnetically coupled T chains along the c -axis and AFM interactions between the nearest chains. The magnetically inactive M atoms at the Mo site and the magnetically active T atoms at the Fe site form tetragonal spin sublattices. Opposite-spin sublattices in real space are connected by rotation or mirror symmetries, which is characteristic of altermagnets. Correspondingly, the opposite-spin electronic states in momentum space are also connected by rotation or mirror symmetries. Fig. 2(b) shows the spin-polarized nonrelativistic electronic band structures of FeNb_2B_2 . The spin splitting can reach as large as 0.2 eV near the Fermi level.

Fig. 2(c) shows the phase stabilities of eleven altermagnets found in the TM_2B_2 structure. MnMo_2B_2 is stable. The rest ten compounds, MnRu_2B_2 , MnW_2B_2 , MnRe_2B_2 , FeZr_2B_2 , FeNb_2B_2 , FeMo_2B_2 , FeRu_2B_2 , FeHf_2B_2 , FeTa_2B_2 , and FeW_2B_2 are

metastable. All of them are potentially synthesizable. Fig. 2(d) shows the magnetic moments on the 3d transition metals. Except for FeZr_2B_2 and FeHf_2B_2 , these compounds have rather large magnetic moments of about $2 \mu_B$.

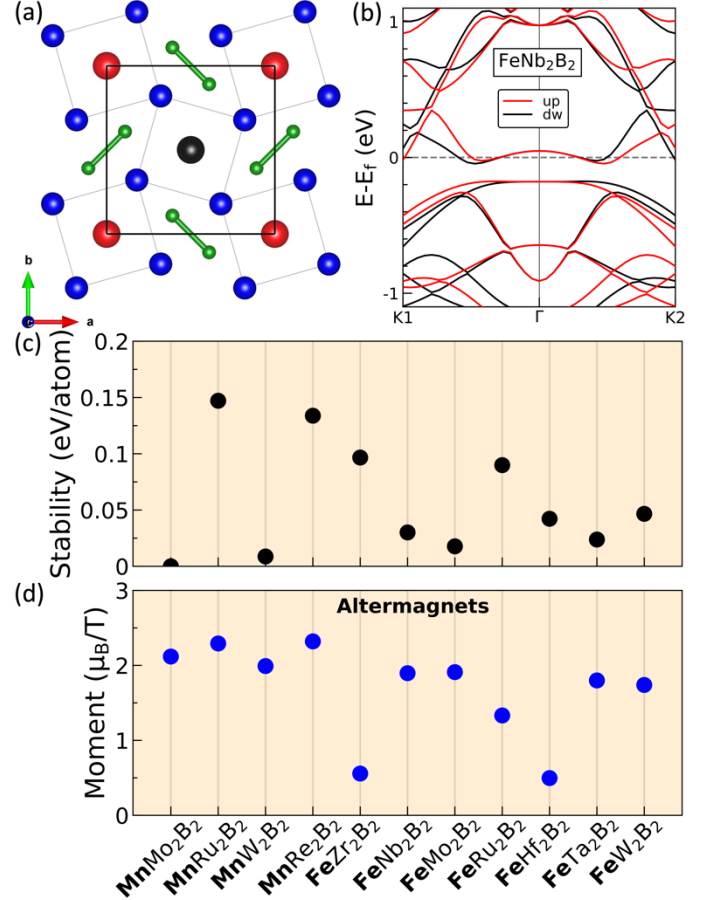


Fig. 2. (a) DFT ground-state magnetic configuration of the FeMo_2B_2 -type structure. Red and black spheres represent the Fe sites with opposite spins. Blue and green spheres represent the Mo and B sites, respectively. (b) Spin-polarized electronic band structure of the DFT ground-state FeNb_2B_2 . Red and black curves show bands of opposite spins. K-points in the Brillouin zone: $\Gamma(0, 0, 0)$, $\text{K1}(3/8, 1/4, 0)$, and $\text{K2}(-3/8, 1/4, 0)$. (c) Phase stability of FeMo_2B_2 -type TM_2B_2 . (d) Magnetic moment on the magnetically active 3d transition metals in the DFT ground state.

This family of altermagnets provides a rare platform for studying altermagnetism, chiral magnons, and potential spintronics applications in borides.

C. A Family of Magnetic MAB Phases in the AlFe_2B_2 -Type Structure

2D carbides and nitrides, known as MXenes, show promising mechanical, electrical, and magnetic properties. They have been found to be used in a wide range of applications, such as energy storage and harvesting, catalysis, electromagnetic interference shielding and antennas, optoelectronics, sensors, and medicine²². MXenes can be separated from the laminate MAX phases with the chemical formula $\text{M}_{n+1}\text{AX}_n$, where M is

transition metals, A is group-A elements, and X is carbon or nitrogen. In MAX phases, due to much stronger M-X bonds than A-X and A-M bonds, the MX layer tends to be separated from the A layer. The structural features of MAX inspire the proposal and discovery of MAB phases, where B is boron instead of carbon or nitrogen²³. Since then, people have spared no effort in finding new MAB phases and separating the boron analogs of MXenes, known as MBenes, from the MAB phases²⁴.

MAB phases generally have the formula $(\text{MB})_2\text{A}_y(\text{MB}_2)_x$ ²³. One of the simplest kinds of MAB phases is AlFe_2B_2 -type borides. Recently, AlFe_2B_2 has been identified as a strong magnetocaloric material comprising earth-abundant elements with a paramagnetic to ferromagnetic (FM) transition at 307 K²⁵. This motivates the exploration of other compounds of this class of materials as potential strong magnetocaloric materials or alloying endmembers with AlFe_2B_2 . Moreover, if MBenes can be successfully exfoliated from this class of magnetic MAB phases, then these magnetic MBenes could exhibit unusual 2D magnetic properties.

Here, we predict a family of magnetic MAB phases in the AlFe_2B_2 -type borides. We conduct high-throughput DFT calculations to search for stable and metastable AlFe_2B_2 -type compounds, AM_2B_2 ($\text{A} = \text{Li, Na, K, Rb, Cs, Be, Mg, Ca, Sr, Ba, Al, Si}$; $\text{M} = \text{V, Cr, Mn, Fe, Co, Ni}$), with a magnetic ground state.

Fig. 3(a) shows the AlFe_2B_2 -type crystal structure and all the ground-state magnetic configurations of the stable and metastable compounds found in this family. In this type of structure, the A atoms at the Al site form an A layer sandwiched by two MB layers at the FeB sites. The main difference between the AlFe_2B_2 -type MAB phase and typical MAX phases is that the A-B interactions in the AlFe_2B_2 -type structure are significant, which prevents easy exfoliation to obtain 2D layers.

Fig. 3(b) shows the low-energy AM_2B_2 phases found. Three of them are stable: AlMn_2B_2 , BeFe_2B_2 , and AlFe_2B_2 . AlMn_2B_2 ²⁶ and AlFe_2B_2 ²⁵ have been synthesized in experiments. Six compounds are metastable: AlV_2B_2 , LiMn_2B_2 , SiMn_2B_2 , LiFe_2B_2 , MgFe_2B_2 , SiFe_2B_2 .

Fig. 3(c) shows the magnetic moments on the 3d transition metals, M. Moments of this class of magnetic MAB phases range from 0.6 to $1.4 \mu_B$. AlFe_2B_2 is FM as the ground state, which agrees with measurements²⁵. AlMn_2B_2 is AFM as the ground state, which also agrees with some of the latest measurements²⁶. The specific ground-state magnetic orderings for AlMn_2B_2 , SiMn_2B_2 , and SiFe_2B_2 are also in agreement with previous calculations²⁷.

This family of magnetic MAB phases provides abundant candidates for exploring novel magnetocaloric materials and alloying effects with the known AlFe_2B_2 -type phases. If exfoliation is successful, these materials could also be used to study 2D magnetic materials.

IV. CONCLUSION

In summary, to explore boride systems' novel magnetism and magnetic materials, we develop a workflow encompassing

crystal structure analysis, high-throughput thermodynamic stability calculations, high-throughput magnetic structure calculations, and magnetic ground state analysis. Utilizing the workflow, we study three families of novel magnetic borides: dimerized quantum magnets in the YCrB_4 -type family, altermagnets in the FeMo_2B_2 -type family, and magnetic MAB phases in the AlFe_2B_2 -type family. These findings potentially enable new research in borides in areas such as spin-gap QCP, BEC of magnetic excitations, altermagnetism, next-generation spintronics, magnonics, magnetocaloric effect, and 2D magnetism. With high efficiency, the developed workflow is expected to discover more novel magnetism and magnetic materials in material families, including but not limited to borides.

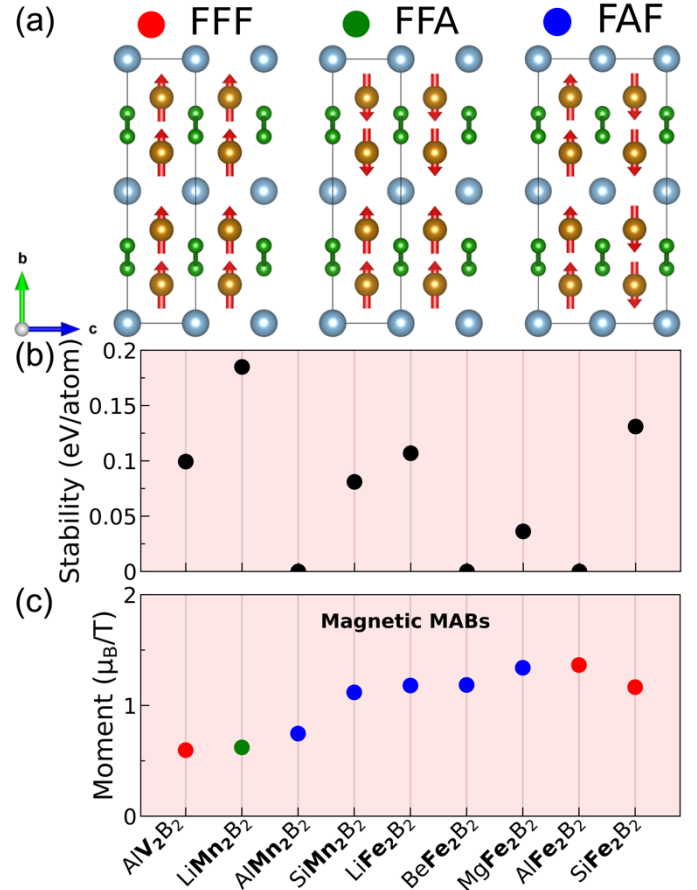


Fig. 3. (a) DFT ground-state magnetic configurations of the AlFe_2B_2 -type structure and the associated symbols and labels. Light blue, brown, and green spheres represent the Al, Fe, and B sites, respectively. (b) Phase stability of AlFe_2B_2 -type AM_2B_2 . (c) Magnetic moment on the magnetically active 3d transition metals in the DFT ground state.

ACKNOWLEDGMENT

This work is supported by the U.S. Department of Energy (DOE) Established Program to Stimulate Competitive Research (EPSCoR) Grant No. DE-SC0024284. Computations were performed at the High Performance Computing facility at Iowa State University and the Holland Computing Center at the University of Nebraska. VA is supported by the U.S. DOE,

Office of Basic Energy Sciences, Division of Materials Sciences and Engineering. Ames National Laboratory is operated for the U.S. DOE by Iowa State University under Contract No. DE-AC02-07CH11358.

DATA AVAILABILITY

The data that supports the findings of this study are available within the article.

REFERENCES

- 1 Z. Zhang, A.P. Porter, Y. Sun, K.D. Belashchenko, G. Viswanathan, A. Sarkar, E.H. Gamage, K. Kovnir, K.M. Ho, and V. Antropov, “Unveiling a Family of Dimerized Quantum Magnets, Conventional Antiferromagnets, and Nonmagnets in Ternary Metal Borides,” *J Am Chem Soc* **146**(24), 16878–16891 (2024).
- 2 A. Jain, S.P. Ong, G. Hautier, W. Chen, W.D. Richards, S. Dacek, S. Cholia, D. Gunter, D. Skinner, G. Ceder, and K.A. Persson, “Commentary: The materials project: A materials genome approach to accelerating materials innovation,” *APL Mater* **1**(1), 011002 (2013).
- 3 S. Kirklin, J.E. Saal, B. Meredig, A. Thompson, J.W. Doak, M. Aykol, S. Rühl, and C. Wolverton, “The Open Quantum Materials Database (OQMD): assessing the accuracy of DFT formation energies,” *Npj Comput Mater* **1**, 15010 (2015).
- 4 V. Gvozdetskyi, G. Bhaskar, M. Batuk, X. Zhao, R. Wang, S.L. Carnahan, M.P. Hanrahan, R.A. Ribeiro, P.C. Canfield, A.J. Rossini, C.Z. Wang, K.M. Ho, J. Hadermann, and J. V. Zaikina, “Computationally Driven Discovery of a Family of Layered LiNiB Polymorphs,” *Angew Chem Int Ed* **58**(44), 15855–15862 (2019).
- 5 G. Bhaskar, V. Gvozdetskyi, M. Batuk, K.M. Wiaderek, Y. Sun, R. Wang, C. Zhang, S.L. Carnahan, X. Wu, R.A. Ribeiro, S.L. Bud’ko, P.C. Canfield, W. Huang, A.J. Rossini, C.Z. Wang, K.M. Ho, J. Hadermann, and J. V. Zaikina, “Topochemical Deintercalation of Li from Layered LiNiB: toward 2D MBene,” *J Am Chem Soc* **143**(11), 4213–4223 (2021).
- 6 V. Zapf, M. Jaime, and C.D. Batista, “Bose-Einstein condensation in quantum magnets,” *Rev Mod Phys* **86**(2), 563–614 (2014).
- 7 Y.B. Kuzma, “Crystal structure of the YCrB₄ compound and its analogs,” *Kristallografiya* **15**(2), 372–374 (1970).
- 8 Y.B. Kuzma, “New Ternary Compounds with the Structure of YCrB₄ Type,” *Dopov Akad Nauk Ukr RSR Ser A* **8**(8), 756–758 (1970).
- 9 G. Akopov, H. Yin, I. Roh, L.E. Pangilinan, and R.B. Kaner, “Investigation of Hardness of Ternary Borides of the YCrB₄, Y₂ReB₆, Y₃ReB₇, and YMo₃B₇ Structural Types,” *Chem Mater* **30**(18), 6494–6502 (2018).
- 10 P. Rogl, “Chapter 6.7.2.3 Borides with Two-Dimensional Boron Networks,” *Inorg React Methods* **13**, 156–167 (1991).
- 11 A.I. Liechtenstein, M.I. Katsnelson, V.P. Antropov, and V.A. Gubanov, “Local spin density functional approach to the theory of exchange interactions in ferromagnetic metals and alloys,” *J Magn Magn Mater* **67**(1), 65–74 (1987).
- 12 D. Pashov, S. Acharya, W.R.L. Lambrecht, J. Jackson, K.D. Belashchenko, A. Chantis, F. Jamet, and M. van Schilfgaarde, “Questaal: A package of electronic structure methods based on the linear muffin-tin orbital technique,” *Comput Phys Commun* **249**, 107065 (2020).
- 13 T. Kato, A. Oosawa, K. Takatsu, H. Tanaka, W. Shiramura, K. Nakajima, and K. Kakurai, “Magnetic excitations in the spin gap system KCuCl₃ and TlCuCl₃,” *J Phys Chem Solids* **60**(8–9), 1125–1128 (1999).
- 14 M. Zhu, M. Matsumoto, M.B. Stone, Z.L. Dun, H.D. Zhou, T. Hong, T. Zou, S.D. Mahanti, and X. Ke, “Amplitude modes in three-dimensional spin dimers away from quantum critical point,” *Phys Rev Res* **1**(3), 033111 (2019).
- 15 L. Šmejkal, J. Sinova, and T. Jungwirth, “Beyond Conventional Ferromagnetism and Antiferromagnetism: A Phase with Nonrelativistic Spin and Crystal Rotation Symmetry,” *Phys Rev X* **12**(3), 031042 (2022).
- 16 L. Šmejkal, J. Sinova, and T. Jungwirth, “Emerging Research Landscape of Altermagnetism,” *Phys Rev X* **12**(4), 040501 (2022).
- 17 W. Rieger, H. Nowotny, and F. Benesovsky, “Die Kristallstruktur von Mo₂FeB₂,” *Monatsh Chem* **95**, 1502–1503 (1964).
- 18 Yu.B. Kuzma, T.I. Tsolkovskii, and O.P. Baburova, “Niobium–iron–boron and niobium–cobalt–boron systems,” *Izv Akad Nauk SSSR, Neorg Mater* **4**, 1081–1085 (1968).
- 19 R.S. Touzani, C.W.G. Rehorn, and B.P.T. Fokwa, “Influence of chemical bonding and magnetism on elastic properties of the A₂MB₂ borides (A = Nb, Ta; M = Fe, Ru, Os) from first-principles calculations,” *Comput Mater Sci* **104**, 52–59 (2015).
- 20 X.Y. Hou, H.C. Yang, Z.X. Liu, P.J. Guo, and Z.Y. Lu, “Large intrinsic anomalous Hall effect in both Nb₂FeB₂ and Ta₂FeB₂ with collinear antiferromagnetism,” *Phys Rev B* **107**(16), L161109 (2023).
- 21 Z.-F. Gao, S. Qu, B. Zeng, Y. Liu, J.-R. Wen, H. Sun, P.-J. Guo, and Z.-Y. Lu, “AI-accelerated Discovery of Altermagnetic Materials,” arXiv:2311.04418 (2023).
- 22 A.V. Mohammadi, J. Rosen, and Y. Gogotsi, “The world of two-dimensional carbides and nitrides (MXenes),” *Science* (1979) **372**(6547), (2021).
- 23 M. Ade, and H. Hillebrecht, “Ternary Borides Cr₂AlB₂, Cr₃AlB₄, and Cr₄AlB₆: The First Members of the Series (CrB₂)_nCrAl with n = 1, 2, 3 and a Unifying Concept for Ternary Borides as MAB-Phases,” *Inorg Chem* **54**(13), 6122–6135 (2015).
- 24 B. Zhang, J. Zhou, and Z. Sun, “MBenes: progress, challenges and future,” *J Mater Chem A* **10**(30), 15865–15880 (2022).
- 25 X. Tan, P. Chai, C.M. Thompson, and M. Shatruk, “Magnetocaloric effect in AlFe₂B₂: Toward magnetic refrigerants from earth-abundant elements,” *J Am Chem Soc* **135**(25), 9553–9557 (2013).
- 26 T.N. Lamichhane, K. Rana, Q. Lin, S.L. Bud’ko, Y. Furukawa, and P.C. Canfield, “Near room temperature antiferromagnetic ordering with a potential low-dimensional magnetism in AlMn₂B₂,” *Phys Rev Mater* **3**(6), 064415 (2019).
- 27 E.M.D. Siriwardane, T. Birol, O. Erten, and D. Çakır, “Nanolaminated Fe₂AB₂ and Mn₂AB₂ (A = Al, Si, Ga, In) materials and the assessment of their electronic correlations,” *Phys Rev Mater* **6**(12), 124005 (2022).