

# ChronoSense: Exploring Temporal Understanding in Large Language Models with Time Intervals of Events

Duygu Sezen Islakoglu<sup>\*,1</sup>, Jan-Christoph Kalo<sup>\*,2</sup>

<sup>\*</sup>Equal contribution, <sup>1</sup>Utrecht University, <sup>2</sup>University of Amsterdam  
d.s.islakoglu@uu.nl, j.c.kalo@uva.nl

## Abstract

Large Language Models (LLMs) have achieved remarkable success in various NLP tasks, yet they still face significant challenges in reasoning and arithmetic. Temporal reasoning, a critical component of natural language understanding, has raised increasing research attention. However, comprehensive testing of Allen’s interval relations (e.g., before, after, during) -a fundamental framework for temporal relationships- remains underexplored. To fill this gap, we present *ChronoSense*, a new benchmark for evaluating LLMs’ temporal understanding. It includes 16 tasks, focusing on identifying the Allen relation between two temporal events and temporal arithmetic, using both abstract events and real-world data from Wikidata. We assess the performance of seven recent LLMs using this benchmark and the results indicate that models handle Allen relations, even symmetrical ones, quite differently. Moreover, the findings suggest that the models may rely on memorization to answer time-related questions. Overall, the models’ low performance highlights the need for improved temporal understanding in LLMs and ChronoSense offers a robust framework for future research in this area. Our dataset and the source code are available at <https://github.com/duyguislakoglu/chronosense><sup>1</sup>.

## 1 Introduction

Large Language Models (LLMs) have demonstrated remarkable proficiency across various tasks in NLP. Despite these advancements, significant challenges persist in areas such as reasoning, arithmetic (BIG-bench authors, 2023), and working with numerical values (Wei et al., 2022). These limitations affect their performance on the comprehension of time, a critical aspect of natural language understanding, which requires both temporal reasoning and numerical arithmetic.

<sup>1</sup>ChronoSense will be released under the Creative Commons Attribution 4.0 International (CC BY 4.0) license.




	<code>equals(A,B), equals(B,A)</code>
	<code>before(A,B), after(B,A)</code>
	<code>overlaps(A,B), overlapped-by(B,A)</code>
	<code>contains(A,B), during(B,A)</code>
	<code>started-by(A,B), starts(B,A)</code>
	<code>finished-by(A,B), finishes(B,A)</code>
	<code>meets(A,B), met-by(B,A)</code>

Figure 1: 13 Allen relations between the two intervals, covering all possible combinations.

Recent research has shown a growing interest in evaluating the temporal reasoning capabilities of LLMs. Efforts have focused on event ordering, comparing temporal events, temporal question answering, and event forecasting (Chu et al., 2023). However, a notable gap remains: the comprehensive testing of Allen’s intervals, one of the most fundamental temporal reasoning frameworks that have been in use for over 30 years (Allen, 1989).

Allen’s intervals provides a formal structure for representing temporal relationships between events, defining thirteen possible relations between time intervals. Despite its importance, existing benchmarks often cover only subsets of these relations, leaving a significant portion unexamined. For a better overview, we illustrate these 13 relations in Figure 1.

To illustrate our task, consider the following example: given two historical events with known start and end dates, the model must determine their temporal relationship. In the example depicted in Figure 2, the first event is the *fourth cholera*

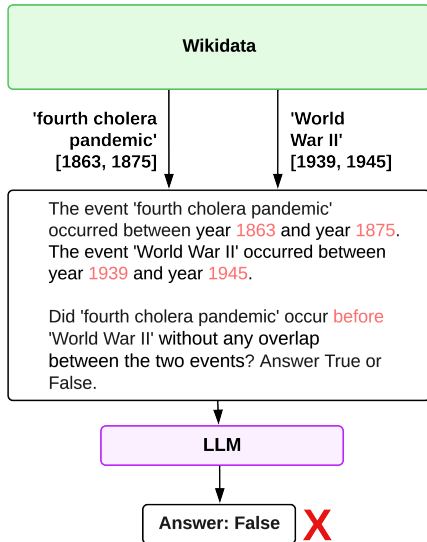


Figure 2: An illustrative example for comparing two temporal events with LLMs. We extract real-world temporal events from Wikidata and then construct a question based on their time intervals.

*pandemic* which occurred between 1863 and 1875, while *World War II* occurred between 1939 and 1945. We describe these two events with their names and respective start and end points in the form of years and then ask a *True/False* question about one of the 13 Allen event relations. For example, we ask whether the *fourth cholera pandemic* happened before *World War II*.

While such tasks are straightforward for humans, they pose considerable difficulty for LLMs due to the need to compare numerical values accurately. Our research focuses on reasoning about years, and assessing how models perform on temporal understanding tasks. Additionally, we explore memorization effects by comparing the performance of models on abstract event names such as "*Event A*" versus actual real-world events sourced from Wikidata (Vrandečić and Krötzsch, 2014) such as "*World War II*".

We incorporate arithmetic tasks to challenge the models further. Consequently, our benchmark comprises 16 distinct tasks: 13 tasks designed to evaluate Allen relations between pairs of events and 3 tasks focused on temporal arithmetic.

Our contributions can be summarized as follows:

- We present a comprehensive evaluation of LLMs’ performance on temporal reasoning tasks using our *ChronoSense* benchmark. Our evaluation spans various Allen relations and

temporal arithmetic tasks across 0-shot, few-shot, and chain-of-thought (CoT) prompting scenarios.

- We demonstrate the effectiveness of few-shot and CoT prompting in improving LLM performance, especially on temporal arithmetic tasks that require step-by-step reasoning. However, the results show that the performance on certain Allen relations, such as "Equals" and "Finishes," remains consistently low, highlighting specific challenges in temporal understanding.
- We investigate the influence of memorization on LLMs’ ability to perform temporal reasoning tasks, especially when models encounter real-world event names that might have been part of pre-training data. The models’ poorer performance on abstract event names suggests a reliance on learned knowledge rather than pure reasoning abilities.

## 2 Preliminaries

### 2.1 Events with time intervals

We define an event as a tuple: (*eventName*, *startTime*, *endTime*, *duration*, *frequency*). For example, an event could be (*Olympic Games Rio*, *5 August 2016*, *21 August 2016*, *17 days*, *4 years*). The **time interval** of the event,  $I_t$ , is defined as [*startTime*, *endTime*]. In our work, the time granularity for both *startTime* and *endTime* is in years. The *duration* represents the length of an event in years and is calculated as  $endTime - startTime$ . Some events have a *frequency*, indicating that they occur periodically. The frequency specifies how often the event takes place. For instance, the Olympic Games occur every 4 years.

### 2.2 Allen’s Interval Algebra

Allen’s interval algebra (IA) (Allen, 1989) provides 13 different relations between two intervals. As illustrated in Figure 1, these relations are "Equals", "Before", "After", "Overlaps", "Overlapped-by", "Contains", "During", "Started-by", "Starts", "Finished-by", "Finishes", "Meets", and "Met-by". These relations are mutually exclusive and cover all possible temporal relationships between two intervals.

IA serves as a base for artificial intelligence and has been used in many applications (Janhunen and Sioutis, 2019). Although it is not the focus of this study, it allows deriving new facts. For instance,

through transitivity (the ability to deduce a relation between two intervals based on their respective relations to a third interval), if Event  $e_1$  happens before Event  $e_2$ , and Event  $e_2$  happens before Event  $e_3$ , then Event  $e_1$  happens before Event  $e_3$ . Therefore, correctly identifying the relationships between intervals is essential to support this type of reasoning.

### 3 ChronoSense Dataset

We create an event-centric dataset, named *ChronoSense*, specifically constructed to evaluate the temporal understanding of LLMs. This dataset is designed to diagnose how well LLMs comprehend temporal events and the relationships between them, as illustrated in Figure 2.

ChronoSense contains True/False questions that include different temporal dimensions. It features two types of questions: (1) Allen questions (requiring models to determine the Allen relation of two time intervals) and (2) temporal arithmetic tasks focused on a single event (challenging models to draw conclusions based on explicit time information). We set the time granularity to years for both question types. The prompts used in ChronoSense can be seen in Table 1.

#### 3.1 Question Type 1: Comparing Two Temporal Events with Allen Relations

Similar to (Yang et al., 2023), every test instance in our dataset is in (Context, Hypothesis, Correctness) format.

- *Context* introduces the events and explicitly states the time periods when the events have occurred. (e.g. *The event ‘fourth cholera pandemic’ occurred between year 1863 and year 1875. The event ‘World War II’ occurred between year 1939 and year 1945.*)
- *Hypothesis* mentions an Allen relation in natural language. (e.g. *Did ‘fourth cholera pandemic’ occur before ‘World War II’ without any overlap between the two events? Answer True or False.*)
- *Correctness* is True if *Hypothesis* describes the temporal relationship between these two events correctly and False otherwise. (e.g. In this case it would be *True*.)

To generate such questions, we take the following steps:

1. We extract real-world event pairs from Wikidata (Vrandečić and Krötzsch, 2014) via

SPARQL. We represent them with the event definition from Section 2, i.e., (*eventName*, *startTime*, *endTime*, *duration*, *frequency*). (Since we do not leverage the frequency in Allen questions, we set them to *null* in this case).

2. By comparing the time intervals of these events, we determine the valid Allen relation for this event pair.
3. In order to map these relations into text, we verbalize each Allen relation using the prompts as depicted in Table 1.
4. For positive samples, we put the correct Allen relations to the *Hypothesis* and set the *Correctness* as *True*. However, for negative samples, we choose another Allen relation (e.g. choosing "After" relation instead of "Before" in our example case) and set the *Correctness* to *False*.

#### 3.2 Question Type 2: Temporal Arithmetic With A Single Event

To get insights into models’ ability to perform temporal arithmetic, we also include temporal arithmetic questions in *ChronoSense*. Similar to the previous section, we can represent these questions with the (Context, Hypothesis, Correctness) format:

- *Context* introduces a single event and explicitly states the time information and optionally a temporal feature such as its duration or frequency. (e.g. *‘Event A’ first occurred in year 1909. ‘Event A’ occurs every 12 years.*)
- *Hypothesis* is a statement that is not covered in *Context* and requires arithmetic calculations to verify. (e.g. *Did ‘Event A’ occur again in the year 1921? Answer True or False.*)
- *Correctness* is True if *Hypothesis* matches with the calculations based on the *Context* and False otherwise. (Here it would be *True*.)

We design three tasks for arithmetic questions (Table 1) by covering various temporal features.

1. *End Timepoint* focuses on the duration of an event and requires models to determine the end time based on the given start time and duration.

Type	Question	Template
Allen	Equals	Did 'Event A' begin in the same year as 'Event B' and end in the same year as 'Event B'? Answer True or False.
Allen	Before	Did 'Event A' occur before 'Event B' without any overlap between the two events? Answer True or False.
Allen	After	Did 'Event A' occur after 'Event B' without any overlap between the two events? Answer True or False.
Allen	Overlaps	Did 'Event A' begin before 'Event B' and end before 'Event B' ended, with some overlap between the two events? Answer True or False.
Allen	Overlapped-By	Did 'Event B' begin before 'Event A' and end before 'Event A' ended, with some overlap between the two events? Answer True or False.
Allen	Contains	Did 'Event A' begin before 'Event B' began and end after 'Event B' ended, entirely containing 'Event B'? Answer True or False.
Allen	During	Did 'Event A' begin after 'Event B' began and end before 'Event B' ended, being entirely contained within 'Event B'? Answer True or False.
Allen	Started-By	Did 'Event B' begin in the same year as 'Event A', but end before 'Event A' ended? Answer True or False.
Allen	Starts	Did 'Event A' begin in the same year as 'Event B', but end before 'Event B' ended? Answer True or False.
Allen	Finished-By	Did 'Event B' begin after 'Event A' began and end in the same year as 'Event A'? Answer True or False.
Allen	Finishes	Did 'Event A' begin after 'Event B' began and end in the same year as 'Event B'? Answer True or False.
Allen	Meets	Did 'Event A' end in the same year as 'Event B' began? Answer True or False.
Allen	Met-by	Did 'Event B' end in the same year as 'Event A' began? Answer True or False.
Arithmetic	End timepoint	Did 'Event A' end in the year [start+duration]? Answer True or False.
Arithmetic	Next occurrence	Did 'Event A' occur again in the year [next-occurrence]? Answer True or False.
Arithmetic	Intermediate timepoint	Was 'Event A' happening in the year [intermediate]? Answer True or False.

Table 1: Templates used in ChronoSense.

2. *Next Occurrence* focuses on the frequency of events and challenges models to calculate when an event occurs again based on a given frequency.
3. *Intermediate Timepoint*, which is novel to this work, challenges models to infer whether an event was happening between its start and end time by asking if it happened at a certain year in time.

Due to the limited number of events with frequency from Wikidata, we synthetically create these questions. Therefore, the events do not have event names, but rather we name them "Event A" and "Event B" (which we called *abstract setting*). Similar to the Allen questions, we create a negative sample by creating a wrong *Hypothesis* for each question (e.g. by changing the next occurrence year in the previous example from 1921 to 1950.).

### 3.3 Dataset characteristics

**Different event abstraction levels** For Allen questions (Question Type 1), we have an abstract version of each question where we hide the names of the events by replacing them with letters such as "Event A" and "Event B". We call this version *abstract*. This setting allows us to see how

the memorization affects LLM’s performance by comparing the abstract versions with the original versions (where we have event names).

**Different prompts for questions** Since there are multiple ways to ask the question, we create two different additional prompts for each question to understand the effect of the prompt. All question prompts can be seen in Table 1 and Table 9 in A.3.

**Negative samples** To evaluate the robustness of the LLM’s predictions, we generate negative examples for each data instance. Therefore, the *Correctness* value is "True" in 50% of the cases, and "False" in the other half.

Since we set the time granularity as years instead of days, generating negative samples for Allen relations presents certain challenges. For example, the "Equals" relation requires that both the start and end points of two events match exactly. When we create a negative sample for "Equals", we cannot use the "Contains" relation. This is because the second event could start later and end earlier than the first event, even if the years are the same. Since the exact days/dates of the events are not known, the information provided in the context will be ambiguous. To address this issue, we exclude such problematic relations from the pool of candidate

relations during negative sampling. For the full list of these cases, we refer the reader to A.1.

**Dataset statistics.** For each task, ChronoSense has 4,000 training samples, 500 validation samples, and 50 test samples to ensure reproducibility. The dataset is balanced, thus half of the questions have "True" ground-truth answers whereas the other half has "False".

## 4 Experiments

This section presents the results of our experiments, where we evaluate the performance of various LLMs on a task framed as binary classification. Specifically, the models are tasked with answering *True* or *False* to a set of prompts on temporal reasoning. We evaluate the accuracy of the models in performing this binary classification task. We have a random chance accuracy of 50%.

Each model can generate up to 64 new tokens for an answer; however, in the chain-of-thought (CoT) setting, the maximum token limit is increased to 512 to provide more space for reasoning. Despite these instructions, some models produce *invalid answers*. An invalid answer is defined as any response that does not include either the string *true* or *false*. Instances where both or neither are present are considered invalid and are automatically marked as incorrect. Therefore, in certain scenarios, low accuracy may result from a high incidence of invalid answers.

We compare the following recent LLMs in our experiments:

1. Gemma2-9B<sup>2</sup>
2. GPT-4o<sup>3</sup>
3. GPT-4o-mini<sup>4</sup>
4. Meta-Llama-3.1-8B-Instruct<sup>5</sup>
5. Mistral-7B-Instruct-v0.2 (Jiang et al., 2023)<sup>6</sup>
6. Mixtral-8x7B-Instruct-v0.1 (Jiang et al., 2024)<sup>7</sup>
7. Phi-3-mini-128k-instruct<sup>8</sup>

<sup>2</sup><https://huggingface.co/google/gemma-2-9b>

<sup>3</sup><https://platform.openai.com/docs/models/gpt-4o>

<sup>4</sup><https://platform.openai.com/docs/models/gpt-4o-mini>

<sup>5</sup><https://huggingface.co/meta-llama/Meta-Llama-3.1-8B-Instruct>

<sup>6</sup><https://huggingface.co/mistralai/Mistral-7B-Instruct-v0.2>

<sup>7</sup><https://huggingface.co/mistralai/Mixtral-8x7B-Instruct-v0.1>

<sup>8</sup><https://huggingface.co/microsoft/Phi-3-mini-128k-instruct>

### 4.1 Allen Relations

**0-shot setting** This experiment aims to systematically analyze the performance of different LLMs on our ChronoSense dataset in a 0-shot setting. We report the results in Table 2.

GPT-4o has the highest average performance across all tasks with an accuracy of 0.86, followed by GPT-4o-mini with an accuracy of 0.73. Gemma2-9B and Llama3.1-8B show exceptionally poor performance, due to a high number of *invalid answers*. The performance of the rest of the models is quite low because the random prediction would lead to 0.50 accuracy.

**Few-shot setting and Chain-of-Thought prompting** We compare the average results for few-shot setting and chain-of-thought prompting (CoT) in Table 3. Moreover, Table 6, Table 7, and Table 8 in Section A.2 provide the complete evaluation.

We observe performance increases for most of the models in the 1-shot setting. Especially for Gemma2-9B and Llama3.1-8B models, the accuracy increased from 0.08 to 0.74 and from 0.18 to 0.54, making Gemma2-9B the second best-performer model. Furthermore, adding 3-shot examples generally enhances performance even further, except for the Mistral-7B model. Despite these improvements, the tasks remain challenging, as several models still have an accuracy below 0.6.

CoT prompting does not consistently improve performance across all models; however, it leads to substantial jumps for Gemma2-9B (from 0.08 to 0.75) and Phi-3-mini (from 0.45 to 0.80). These jumps lead to the best two performances in this setting. Lastly, we observe that Mistral-7B consistently performs the worst in few-shot and CoT settings.

**Abstract Events** To see the potential memorization effects of real-world event names on the models' performance, we replace the actual event names with abstract names, i.e., "Event A" and "Event B". The results for this setting can be seen in Table 4. It illustrates that the abstract versions are more challenging for the models, especially for Mistral-7B and Mixtral-8x7B. It is unexpected as the event names could be confusing for models to perform reasoning on time intervals. A possible explanation is that these events may have been part of the pre-training data, allowing the models to rely on memorization to answer these questions. Moreover, similar to before, Gemma2-9B and Llama3.1-8B

	Gemma2-9B	GPT-4o	GPT-4o-mini	Llama3.1-8B	Mistral-7B	Mixtral-8x7B	Phi-3-mini	Average
Equals	0.04	0.76	0.58	0.14	0.18	0.4	0.44	0.36
Before	0.52	0.88	0.82	0.04	0.88	0.88	0.84	0.69
After	0.18	0.98	0.82	0.26	0.9	0.74	0.6	0.63
Overlaps	0.02	0.9	0.8	0.2	0.46	0.38	0.48	0.46
Overlapped-By	0.04	0.76	0.72	0.3	0.42	0.52	0.46	0.46
Contains	0.04	0.88	0.8	0.1	0.48	0.44	0.34	0.44
During	0.02	0.86	0.6	0.38	0.42	0.5	0.42	0.45
Started-By	0.02	0.86	0.76	0.18	0.38	0.58	0.32	0.44
Starts	0.0	0.84	0.74	0.24	0.48	0.48	0.46	0.46
Finished-By	0.02	0.9	0.78	0.14	0.46	0.4	0.32	0.43
Finishes	0.06	0.94	0.64	0.16	0.42	0.48	0.32	0.43
Meets	0.14	0.9	0.76	0.06	0.5	0.76	0.46	0.51
Met-By	0.0	0.84	0.7	0.14	0.5	0.58	0.44	0.45
Average	0.08	0.86	0.73	0.18	0.49	0.54	0.45	

Table 2: 0-shot setting results on 13 Allen relations.

	Gemma2-9B	GPT-4o	GPT-4o-mini	Llama3.1-8B	Mistral-7B	Mixtral-8x7B	Phi-3-mini
0-shot	0.08	0.86	0.73	0.18	0.49	0.54	0.45
1-shot	0.74	0.95	0.73	0.54	0.47	0.57	0.59
3-shot	0.79	0.95	0.74	0.60	0.48	0.58	0.70
CoT	0.75	0.64	0.70	0.59	0.52	0.54	0.80

Table 3: The average performance comparison between 0-shot, few-shot, and CoT prompting on ChronoSense.

perform poorly due to a high number of *invalid answers* that did not follow our answering format.

**Different prompt variants** In this experiment, we examine whether different prompts affect LLMs’ performance on a task. As can be seen in Table 10 in Section A.3, the different ways of asking the same question affect the performance, but not significantly. This validates our decision to choose one prompt variant to report performances for all the other experiments.

## 4.2 Temporal Arithmetic

This experiment aims to see how LLMs perform with temporal arithmetic questions. Table 5 reports 0-shot, few-shot, chain-of-thought results for *End Timepoint*, *Intermediate Timepoint* and *Next Occurrence* tasks.

The findings indicate that Llama3.1-8B and Phi-3-mini struggle with temporal arithmetic in general, except in the CoT setting. We observe that the reason is the high number of *invalid answers*.

With a CoT, significant improvements are observed across all models and the effect is particularly notable in the "Next Occurrence" task. Gemma2-9B outperforms other models in the *Next Occurrence* task, which proves to be the most challenging in both zero and few-shot settings. Ad-

ditionally, GPT-4o and GPT-4o-mini demonstrate exceptional performance in the *Intermediate Timepoint* task, achieving 100% accuracy.

## 4.3 General Findings

(1) The models exhibit low performance and lack consistency on ChronoSense questions across the experiments. This suggests the need for improvements in temporal understanding in LLMs. (2) Comparing the task difficulty, arithmetic questions are typically more challenging than Allen relations in both zero-shot and few-shot settings. (3) Few-shot setting is helpful for most models for Allen questions, although CoT has no consistent effect on Allen’s questions. (4) CoT prompting helps all models in arithmetic questions. This is expected as these questions require step-by-step reasoning. (5) Some Allen relations are easier and some are more challenging for the models. First, "Before" and "After" are easier than other relations in all experiments. This is expected as these relations are the most frequently used phrases among others. This may also indicate that the models are better at detecting relations that do not contain any overlap. Second, "Equals" is the hardest relation in zero-shot and abstract settings, and "Finishes" is the hardest for few-shot and "Overlapped-by" for the CoT setting. (6) The models do not perform

	Gemma2-9B	GPT-4o	GPT-4o-mini	Llama3.1-8B	Mistral-7B	Mixtral-8x7B	Phi-3-mini	Average
Equals	0.02	0.42	0.36	0.1	0.02	0.02	0.62	0.22
Before	0.04	0.92	0.84	0.02	0.46	0.88	0.52	0.52
After	0.0	0.98	0.94	0.02	0.38	0.62	0.4	0.47
Overlaps	0.02	0.9	0.5	0.04	0.14	0.3	0.34	0.32
Overlapped-By	0.04	0.64	0.48	0.06	0.14	0.2	0.36	0.27
Contains	0.06	0.92	0.72	0.06	0.28	0.42	0.34	0.39
During	0.26	0.8	0.52	0.06	0.18	0.28	0.38	0.35
Started-By	0.0	0.92	0.66	0.08	0.06	0.28	0.24	0.32
Starts	0.04	0.92	0.64	0.1	0.02	0.24	0.42	0.34
Finished-By	0.0	0.9	0.76	0.08	0.22	0.36	0.34	0.38
Finishes	0.06	0.78	0.58	0.06	0.06	0.26	0.28	0.29
Meets	0.08	0.94	0.72	0.1	0.42	0.42	0.42	0.44
Met-By	0.0	0.82	0.66	0.06	0.42	0.46	0.38	0.39
Average	0.04	0.83	0.64	0.06	0.21	0.36	0.38	

Table 4: The results of 0-shot setting in the abstract setting.

	Gemma2-9B	GPT-4o	GPT-4o-mini	Llama3.1-8B	Mistral-7B	Mixtral-8x7B	Phi-3-mini	Average
End-Timepoint (0-shot)	0.8	0.64	0.6	0.18	0.48	0.42	0.04	0.45
Next-Occurrence (0-shot)	0.88	0.24	0.28	0.1	0.12	0.12	0.08	0.26
Intermediate-Timepoint (0-shot)	0.78	1.0	1.0	0.26	0.46	0.54	0.92	0.70
Average (0-shot)	0.82	0.62	0.62	0.18	0.35	0.36	0.34	
End-Timepoint (1-shot)	0.54	0.64	0.36	0.02	0.34	0.4	0.0	0.32
Next-Occurrence (1-shot)	0.52	0.18	0.16	0.02	0.36	0.32	0.0	0.22
Intermediate-Timepoint (1-shot)	1.0	1.0	1.0	0.0	0.46	0.64	0.0	0.58
Average (1-shot)	0.68	0.60	0.50	0.01	0.38	0.45	0.0	
End-Timepoint (3-shot)	0.46	0.7	0.08	0.0	0.26	0.64	0.0	0.30
Next-Occurrence (3-shot)	0.58	0.24	0.04	0.0	0.44	0.54	0.0	0.26
Intermediate-Timepoint (3-shot)	0.94	1.0	1.0	0.0	0.62	0.82	0.0	0.62
Average (3-shot)	0.66	0.64	0.37	0.0	0.44	0.66	0.0	
End-Timepoint (CoT)	1.0	0.98	0.98	0.78	0.82	0.92	1.0	0.92
Next-Occurrence (CoT)	0.92	0.96	1.0	0.74	0.8	0.74	0.96	0.87
Intermediate-Timepoint (CoT)	0.98	1.0	1.0	0.64	0.54	0.54	1.0	0.81
Average (CoT)	0.96	0.98	0.99	0.72	0.72	0.73	0.98	

Table 5: The results on all three temporal arithmetic in 0-, 1-, and 3-shot settings, as well as using CoT prompting.

similarly for symmetrical Allen relations. For instance, despite their symmetric nature, "Before" is always easier than "After" in all cases. Similarly, "Contains" and "Finished-by" are easier than their symmetrical relations "During" and "Finishes" (except for one tie case). (7) Models may rely on memorization to answer temporal understanding questions for the events included in the pre-training data. In other words, the implicit knowledge from pre-training can influence their performance on temporal understanding.

## 5 Related Work

Temporal reasoning has a long history in NLP research (Terenziani, 2009; Sanampudi and Kumari, 2010) Recently the focus has been on understanding the temporal knowledge and reasoning capabilities of LLMs.

**Temporal Reasoning Benchmarks** The most comprehensive benchmark for temporal reasoning is TimeBench (Chu et al., 2023). It is a collection of 16 sub-tasks and covers comprehension of abstract temporal expressions, temporal commonsense reasoning, and temporal relationships between events. (Jain et al., 2023) introduces another set of benchmarks for testing language models for various temporal reasoning tasks that require commonsense understanding and knowledge. TimeLlama is a model and dataset for event forecasting (Yuan et al., 2023). The goal is to predict future events given a set of past events. This requires temporal understanding, multi-hop reasoning, and commonsense reasoning. TGQA is a synthetic temporal reasoning dataset created from a temporal knowledge graph (Xiong et al., 2024). The task is to perform temporal QA over a synthetic story. Among others, the questions

involve identifying simple event relations, temporal arithmetic, and event ordering. In contrast to our work, this benchmark only covers three simple event relations. TRACIE is a dataset to evaluate temporal reasoning on implicit events mentioned in text (Zhou et al., 2021). Sentences mention one implicit and one explicit event. The task is to identify one out of three Allen event relations between them.

Moreover, (Tan et al., 2023a) introduces a probing dataset TEMPReason that covers three different levels of temporal understanding. The tasks are categorized into three categories: (1) time-time, (2) time-event, and (3) event-event relations. While time-time relations also contain temporal arithmetic, the other two categories are not purely focused on temporal reasoning, but also on factual recall of world knowledge. They contain factual questions about real-world entities. Thus, it does not include duration and interval relations except "before" and "after". TRAM (Wang and Zhao, 2023) designs a temporal reasoning benchmark by collecting ten different datasets. One of the tasks covers event relations and stems from (UzZaman et al., 2013). They cover Allen’s event relations as well, however, the dataset does not cover explicit events. The most recent temporal reasoning dataset is Test of Time (Fatemi et al., 2024). It creates a purely synthetic dataset for temporal reasoning to prevent any type of memorization effects from the model and to only evaluate temporal understanding. (Tan et al., 2023b) includes temporal arithmetic and covers one of the types that we also cover for arithmetics, however, it is event-independent. *ChronoSense* includes more arithmetic and is focused on real-world Wikidata events.

**Temporal Ordering Systems** Temporal ordering systems have been researched for a very long time. Recent works include TDDiscourse (Naik et al., 2019), a dataset for ordering implicit events in discourses. The dataset covers five different event relations that overlap with Allen’s relations. (Vashishtha et al., 2020) provides five datasets with a focus on ordering events and duration computation. TORQUE presents a reading comprehension dataset to investigate the temporal ordering of events (Ning et al., 2020). Questions about the event order in a short story are used to probe models. In contrast to our work, these stories contain fuzzy events, without explicit mention of start and end time, and the questions are about fuzzy rela-

tions between events.

**Temporal Knowledge** In addition to standard temporal reasoning and ordering tasks, there is a variety of related tasks that have been studied over the years. These include temporal knowledge tasks, such as temporal question-answering and question-answering over temporal knowledge graphs. (Dhingra et al., 2022; Zhao et al., 2022; Saxena et al., 2021; Chen et al., 2021; Jia et al., 2018a,b, 2021)

As described before, in recent years, a large variety of temporal reasoning benchmarks for LLMs have been published. They cover many different tasks on event reasoning and temporal arithmetic. However, none of the existing benchmarks covers the well-known Allen’s relations (all possible 13 relations between two intervals). Furthermore, *ChronoSense* works on real-world and abstract events. To measure memorization effects, all our Allen questions are created on events from Wikidata.

## 6 Conclusion

In this work, we introduce *ChronoSense*, a diagnostic dataset specifically designed to assess the temporal reasoning capabilities of LLMs. Temporal reasoning is fundamental to understanding and processing real-world information, as events are inherently situated within time.

Our experiments highlight that models struggle with capturing temporal relations, particularly when complex or less frequent relations are involved. Our results suggest that LLMs may still rely on memorization rather than true reasoning when it comes to understanding the temporal structure of events. Furthermore, tasks that require arithmetic or multi-step reasoning, such as validating the next occurrence of a recurrent event, present significant difficulties for current models. These findings raise important questions about the limitations of LLMs in reasoning-based tasks. Although models can perform well with guided reasoning, such as in CoT prompting, their ability to generalize across different temporal reasoning tasks is still limited.

While our work focuses on evaluating existing models, future research could explore new ways to enhance LLMs’ temporal reasoning abilities. Possible directions include incorporating temporal constraint-based reasoning or expanding benchmarks to include multi-event (3 and more) comparisons.



## 7 Limitations

Our work has some limitations regarding the dataset and the evaluation. Concerning the dataset, we limit the size of the test set due to reproducibility concerns and the computational cost of large models. This may affect the generalizability of the results. Moreover, some Wikidata events have ambiguous names that may mislead the model, e.g., an exhibition event named after a painter, which may not clearly indicate a temporal event to the models. Furthermore, we include explicit year information in the context, which may not be the case for some real-life scenarios.

On the evaluation side, our study involves a relatively small selection of models and some closed-source models (e.g. GPT-4o). Moreover, although we test 3 different prompt versions per task, we acknowledge that the prompt content may influence the model performance significantly. Lastly, we truncate the LLM outputs when they exceed the maximum token lengths. This potentially omits some of the correct answers and leads to lower accuracy scores of the respective models.

## 8 Ethics Statement

Our dataset, which sources events from Wikidata, inherently carries the risk of containing incorrect information. This could unintentionally propagate misinformation. Additionally, some event names may include inappropriate or harmful content, which does not reflect the views or opinions of the authors. Furthermore, we recognize the environmental impact associated with running LLMs. Although our study utilizes pre-trained models, the inference process with these models still demands significant computational resources.

## References

- James F. Allen. 1989. *Maintaining Knowledge about Temporal Intervals*, page 361–372.
- BIG-bench authors. 2023. [Beyond the imitation game: Quantifying and extrapolating the capabilities of language models](#). *Transactions on Machine Learning Research*.
- Wenhu Chen, Xinyi Wang, and William Yang Wang. 2021. [A dataset for answering time-sensitive questions](#). *Preprint*, arXiv:2108.06314.
- Zheng Chu, Jingchang Chen, Qianglong Chen, Weijiang Yu, Haotian Wang, Ming Liu, and Bing Qin. 2023. Timebench: A comprehensive evaluation of temporal reasoning abilities in large language models. *ArXiv*, abs/2311.17667.
- Bhuwan Dhingra, Jeremy R. Cole, Julian Martin Eisenschlos, Daniel Gillick, Jacob Eisenstein, and William W. Cohen. 2022. [Time-aware language models as temporal knowledge bases](#). *Transactions of the Association for Computational Linguistics*, 10:257–273.
- Bahare Fatemi, Mehran Kazemi, Anton Tsitsulin, Karishma Malkan, Jinyeong Yim, John Palowitch, Sungyong Seo, Jonathan Halcrow, and Bryan Perozzi. 2024. [Test of time: A benchmark for evaluating llms on temporal reasoning](#). *Preprint*, arXiv:2406.09170.
- Raghav Jain, Daivik Sojitra, Arkadeep Acharya, Sriparna Saha, Adam Jatowt, and Sandipan Dandapat. 2023. Do language models have a common sense regarding time? revisiting temporal commonsense reasoning in the era of large language models. In *Proceedings of the 2023 Conference on Empirical Methods in Natural Language Processing*, pages 6750–6774.
- Tomi Janhunnen and Michael Sioutis. 2019. [Allen’s interval algebra makes the difference](#). *Preprint*, arXiv:1909.01128.
- Zhen Jia, Abdalghani Abujabal, Rishiraj Saha Roy, Jan-nik Strötgen, and Gerhard Weikum. 2018a. [Temp-questions: A benchmark for temporal question answering](#). In *Companion Proceedings of the The Web Conference 2018*, WWW ’18, page 1057–1062.
- Zhen Jia, Abdalghani Abujabal, Rishiraj Saha Roy, Jan-nik Strötgen, and Gerhard Weikum. 2018b. [Tequila: Temporal question answering over knowledge bases](#). In *Proceedings of the 27th ACM International Conference on Information and Knowledge Management*, CIKM ’18, page 1807–1810.
- Zhen Jia, Soumajit Pramanik, Rishiraj Saha Roy, and Gerhard Weikum. 2021. Complex temporal question answering on knowledge graphs. In *Proceedings of the 30th ACM international conference on information & knowledge management*, pages 792–802.
- Albert Q. Jiang, Alexandre Sablayrolles, Arthur Mensch, Chris Bamford, Devendra Singh Chaplot, Diego de las Casas, Florian Bressand, Gianna Lengyel, Guillaume Lample, Lucile Saulnier, L lio Renard Lavaud, Marie-Anne Lachaux, Pierre Stock, Teven Le Scao, Thibaut Lavril, Thomas Wang, Timoth e Lacroix, and William El Sayed. 2023. [Mistral 7b](#). *Preprint*, arXiv:2310.06825.
- Albert Q. Jiang, Alexandre Sablayrolles, Antoine Roux, Arthur Mensch, Blanche Savary, Chris Bamford, Devendra Singh Chaplot, Diego de las Casas, Emma Bou Hanna, Florian Bressand, Gianna Lengyel, Guillaume Bour, Guillaume Lample, L lio Renard Lavaud, Lucile Saulnier, Marie-Anne Lachaux, Pierre Stock, Sandeep Subramanian, Sophia Yang, Szymon Antoniak, Teven Le Scao, Th ophile Gervet, Thibaut Lavril, Thomas Wang,

- Timothée Lacroix, and William El Sayed. 2024. [Mixtral of experts](#). *Preprint*, arXiv:2401.04088.
- Aakanksha Naik, Luke Breitfeller, and Carolyn Rose. 2019. [TDDiscourse: A dataset for discourse-level temporal ordering of events](#). In *Proceedings of the 20th Annual SIGdial Meeting on Discourse and Dialogue*, pages 239–249.
- Qiang Ning, Hao Wu, Rujun Han, Nanyun Peng, Matt Gardner, and Dan Roth. 2020. [TORQUE: A reading comprehension dataset of temporal ordering questions](#). In *Proceedings of the 2020 Conference on Empirical Methods in Natural Language Processing (EMNLP)*, pages 1158–1172.
- Suresh Kumar Sanampudi and G Vijaya Kumari. 2010. Temporal reasoning in natural language processing: A survey. *International Journal of Computer Applications*, 1(4):68–72.
- Apoorv Saxena, Soumen Chakrabarti, and Partha Talukdar. 2021. [Question answering over temporal knowledge graphs](#). In *Proceedings of the 59th Annual Meeting of the Association for Computational Linguistics and the 11th International Joint Conference on Natural Language Processing (Volume 1: Long Papers)*, pages 6663–6676.
- Qingyu Tan, Hwee Tou Ng, and Lidong Bing. 2023a. [Towards benchmarking and improving the temporal reasoning capability of large language models](#). In *Annual Meeting of the Association for Computational Linguistics*.
- Qingyu Tan, Hwee Tou Ng, and Lidong Bing. 2023b. [Towards benchmarking and improving the temporal reasoning capability of large language models](#). In *Proceedings of the 61st Annual Meeting of the Association for Computational Linguistics (Volume 1: Long Papers)*, pages 14820–14835.
- Paolo Terenziani. 2009. [Qualitative Temporal Reasoning](#), pages 2225–2229.
- Naushad UzZaman, Hector Llorens, Leon Derczynski, James Allen, Marc Verhagen, and James Pustejovsky. 2013. SemEval-2013 task 1: TempEval-3: Evaluating time expressions, events, and temporal relations. In *Second Joint Conference on Lexical and Computational Semantics (\*SEM), Volume 2: Proceedings of the Seventh International Workshop on Semantic Evaluation (SemEval 2013)*, pages 1–9.
- Siddharth Vashishtha, Adam Poliak, Yash Kumar Lal, Benjamin Van Durme, and Aaron Steven White. 2020. [Temporal reasoning in natural language inference](#). In *Findings of the Association for Computational Linguistics: EMNLP 2020*, pages 4070–4078.
- Denny Vrandečić and Markus Krötzsch. 2014. Wikidata: a free collaborative knowledgebase. *Communications of the ACM*, 57(10):78–85.
- Yuqing Wang and Yun Zhao. 2023. [Tram: Benchmarking temporal reasoning for large language models](#). *ArXiv*, abs/2310.00835.
- Jason Wei, Xuezhi Wang, Dale Schuurmans, Maarten Bosma, Fei Xia, Ed Chi, Quoc V Le, Denny Zhou, et al. 2022. Chain-of-thought prompting elicits reasoning in large language models. *Advances in neural information processing systems*, 35:24824–24837.
- Siheng Xiong, Ali Payani, Ramana Kompella, and Faramarz Fekri. 2024. [Large language models can learn temporal reasoning](#). *Preprint*, arXiv:2401.06853.
- Zonglin Yang, Xinya Du, Rui Mao, Jinjie Ni, and Erik Cambria. 2023. [Logical reasoning over natural language as knowledge representation: A survey](#). *Preprint*, arXiv:2303.12023.
- Chenhan Yuan, Qianqian Xie, Jimin Huang, and Sophia Ananiadou. 2023. [Back to the future: Towards explainable temporal reasoning with large language models](#). *Preprint*, arXiv:2310.01074.
- Ruilin Zhao, Feng Zhao, Guandong Xu, Sixiao Zhang, and Hai Jin. 2022. [Can language models serve as temporal knowledge bases?](#) In *Findings of the Association for Computational Linguistics: EMNLP 2022*, pages 2024–2037.
- Ben Zhou, Kyle Richardson, Qiang Ning, Tushar Khot, Ashish Sabharwal, and Dan Roth. 2021. [Temporal reasoning on implicit events from distant supervision](#). In *Proceedings of the 2021 Conference of the North American Chapter of the Association for Computational Linguistics: Human Language Technologies*, pages 1361–1371.

## A Appendix

### A.1 Negative sample selection

We provide a list of Allen relations along with the Allen relations that are excluded from its negative sample candidates to avoid inconclusive cases.

- "Equals": "Overlaps", "Contains", "During", "Overlapped-By", "Started-By", "Starts", "Finished-By", "Finishes"
- "Started-By": "Contains", "Overlapped-By"
- "Starts": "Overlaps", "During"
- "Finished-By": "Overlaps", "Contains"
- "Finishes": "During", "Overlapped-By"
- "Meets": "Before", "Overlaps"
- "Met-By": "Overlapped-By", "After"

### A.2 Few-shot setting and Chain-of-Thought prompting

We report the results for 1-shot, 3-shot, and chain-of-thought settings in Table 6, Table 7, and Table 8 respectively.

### A.3 Different prompts

The templates for prompt variants can be seen in Table 9. In order to show the effect of different prompts, we report the average accuracy values with standard deviation across three prompt variants in Table 10. Although there are cases with high standard deviation, we do not observe a relation that has consistently high values.

	Gemma2-9B	GPT-4o	GPT-4o-mini	Llama3.1-8B	Mistral-7B	Mixtral-8x7B	Phi-3-mini	Average
Equals	0.64	0.96	0.7	0.62	0.36	0.62	0.58	0.63
Before	1.0	0.96	0.92	0.74	0.92	0.94	0.88	0.90
After	0.86	1.0	0.94	0.76	0.78	0.78	0.86	0.85
Overlaps	0.82	0.96	0.58	0.46	0.42	0.52	0.66	0.63
Overlapped-By	0.68	0.84	0.56	0.5	0.36	0.52	0.66	0.58
Contains	0.8	1.0	0.7	0.46	0.48	0.52	0.56	0.64
During	0.7	0.94	0.7	0.66	0.44	0.58	0.42	0.63
Started-By	0.54	1.0	0.86	0.42	0.3	0.5	0.34	0.56
Starts	0.86	0.98	0.8	0.56	0.44	0.48	0.7	0.68
Finished-By	0.7	1.0	0.76	0.5	0.4	0.48	0.74	0.65
Finishes	0.5	0.94	0.52	0.46	0.42	0.52	0.44	0.54
Meets	0.84	0.92	0.86	0.46	0.42	0.46	0.42	0.62
Met-By	0.72	0.88	0.6	0.46	0.48	0.5	0.44	0.58
Average	0.74	0.95	0.73	0.54	0.47	0.57	0.59	

Table 6: 1-shot setting results on Allen questions.

	Gemma2-9B	GPT-4o	GPT-4o-mini	Llama3.1-8B	Mistral-7B	Mixtral-8x7B	Phi-3-mini	Average
Equals	0.76	0.98	0.76	0.64	0.44	0.58	0.78	0.70
Before	0.98	0.98	0.94	0.78	0.68	0.94	0.98	0.89
After	0.86	0.98	0.9	0.8	0.74	0.8	0.88	0.85
Overlaps	0.86	0.94	0.54	0.54	0.44	0.5	0.8	0.66
Overlapped-By	0.68	0.76	0.52	0.54	0.48	0.36	0.8	0.59
Contains	0.86	0.98	0.78	0.54	0.46	0.54	0.52	0.66
During	0.82	1.0	0.78	0.6	0.42	0.56	0.48	0.66
Started-By	0.62	1.0	0.88	0.44	0.42	0.52	0.54	0.63
Starts	0.92	0.98	0.96	0.64	0.44	0.68	0.92	0.79
Finished-By	0.86	0.98	0.56	0.54	0.46	0.44	0.68	0.64
Finishes	0.5	0.98	0.54	0.56	0.44	0.42	0.54	0.56
Meets	0.9	0.96	0.84	0.62	0.46	0.66	0.68	0.73
Met-By	0.66	0.88	0.74	0.66	0.48	0.64	0.56	0.66
Average	0.79	0.95	0.74	0.60	0.48	0.58	0.70	

Table 7: 3-shot setting results on Allen questions.

	Gemma2-9B	GPT-4o	GPT-4o-mini	Llama3.1-8B	Mistral-7B	Mixtral-8x7B	Phi-3-mini	Average
Equals	0.46	0.6	0.76	0.8	0.3	0.4	0.76	0.58
Before	1.0	0.78	0.82	0.56	0.9	0.92	0.9	0.84
After	0.96	0.8	0.8	0.64	0.94	0.68	0.86	0.81
Overlaps	0.68	0.58	0.66	0.6	0.64	0.48	0.62	0.60
Overlapped-By	0.66	0.5	0.72	0.44	0.4	0.46	0.62	0.54
Contains	0.72	0.58	0.78	0.52	0.42	0.66	0.82	0.64
During	0.8	0.58	0.78	0.58	0.46	0.64	0.8	0.66
Started-By	0.78	0.68	0.48	0.64	0.32	0.58	0.9	0.62
Starts	0.8	0.58	0.58	0.58	0.4	0.46	0.92	0.61
Finished-By	0.76	0.56	0.54	0.54	0.46	0.4	0.82	0.58
Finishes	0.62	0.5	0.56	0.48	0.54	0.42	0.76	0.55
Meets	0.82	0.84	0.86	0.74	0.42	0.54	0.8	0.71
Met-By	0.78	0.86	0.8	0.62	0.56	0.48	0.94	0.72
Average	0.75	0.64	0.70	0.59	0.52	0.54	0.80	

Table 8: Chain-of-Thought setting results on Allen questions.

<b>Question</b>	<b>Prompt alternative 1</b>	<b>Prompt alternative 2</b>
Equals	Does 'Event A' have identical start and end years as 'Event B'? Answer True or False.	Are the starting and ending years of 'Event A' and 'Event B' the same? Answer True or False.
Before	Is it true that 'Event A' took place completely before 'Event B'? Answer True or False.	Can it be confirmed that 'Event A' completely preceded 'Event B'? Answer True or False.
After	Is it true that 'Event A' took place completely after 'Event B'? Answer True or False.	Can it be confirmed that 'Event A' completely succeeded 'Event B'? Answer True or False.
Overlaps	Does 'Event A' overlap with 'Event B' by starting before and ending during it? Answer True or False.	Is there a period where 'Event A' and 'Event B' overlapped, with 'Event A' starting and ending first? Answer True or False.
Overlapped-By	Does 'Event A' overlap with 'Event B' by starting after and ending after it? Answer True or False.	Is there a period where 'Event A' and 'Event B' overlapped, with 'Event A' starting and ending last? Answer True or False.
Contains	Does 'Event A' fully enclose 'Event B', starting before and ending after 'Event B'? Answer True or False.	Does the time interval of 'Event A' contain the time interval of 'Event B'? Answer True or False.
During	Is 'Event A' fully enclosed by 'Event B', starting and ending within 'Event B's duration'? Answer True or False.	Can 'Event A' be considered to occur entirely during 'Event B', from start to finish? Answer True or False.
Started-By	Does 'Event A' have the same starting year as 'Event B' but finish later? Answer True or False.	Did 'Event A' initiated in the same year as 'Event B' yet end later? Answer True or False.
Starts	Does 'Event A' have the same starting year as 'Event B' but finish earlier? Answer True or False.	Did 'Event A' initiated in the same year as 'Event B' yet end sooner? Answer True or False.
Finished-By	Does 'Event A' initiate before the start of 'Event B' and finish in the same calendar year? Answer True or False.	Is 'Event A' starting earlier than 'Event A' and concluding within the same year? Answer True or False.
Finishes	Does 'Event A' initiate after the start of 'Event B' and finish in the same calendar year? Answer True or False.	Is 'Event A' starting later than 'Event B' and concluding within the same year? Answer True or False.
Meets	Is the end of 'Event A' coinciding with the start of 'Event B' in the same year? Answer True or False.	Does the end of 'Event A' align with the beginning of 'Event B' within the same year? Answer True or False.
Met-by	Is the start of 'Event A' coinciding with the end of 'Event B' in the same year? Answer True or False.	Does the beginning of 'Event A' align with the end of 'Event B' within the same year? Answer True or False.
End timepoint	Is the conclusion of 'Event A' marked within the year [start+duration]? Answer True or False.	Can it be confirmed that 'Event A' finished in the year [start+duration]? Answer True or False.
Next occurrence	Is a recurrence of 'Event A' expected in the year [next-occurrence]? Answer True or False.	Can we anticipate another instance of 'Event A' in the year [next-occurrence]? Answer True or False.
Intermediate timepoint	During the year [intermediate], was 'Event A' in progress? Answer True or False.	In the year [intermediate], can it be verified that 'Event A' was active? Answer True or False.

Table 9: The different prompts used in ChronoSense.

	Gemma2-9B	GPT-4o	GPT-4o-mini	Llama3.1-8B	Mistral-7B	Mixtral-8x7B	Phi-3-mini
Equals	0.15 ± 0.15	0.85 ± 0.08	0.47 ± 0.13	0.23 ± 0.08	0.12 ± 0.05	0.44 ± 0.07	0.43 ± 0.06
Before	0.74 ± 0.21	0.93 ± 0.06	0.92 ± 0.09	0.17 ± 0.14	0.84 ± 0.11	0.93 ± 0.05	0.83 ± 0.12
After	0.32 ± 0.12	0.97 ± 0.01	0.78 ± 0.20	0.29 ± 0.06	0.64 ± 0.23	0.64 ± 0.16	0.56 ± 0.14
Overlaps	0.05 ± 0.05	0.85 ± 0.06	0.83 ± 0.05	0.19 ± 0.06	0.49 ± 0.06	0.46 ± 0.07	0.45 ± 0.08
Overlapped-By	0.05 ± 0.01	0.66 ± 0.23	0.65 ± 0.16	0.22 ± 0.07	0.45 ± 0.03	0.43 ± 0.09	0.40 ± 0.06
Contains	0.11 ± 0.07	0.93 ± 0.04	0.63 ± 0.16	0.15 ± 0.05	0.47 ± 0.01	0.49 ± 0.06	0.45 ± 0.13
During	0.05 ± 0.03	0.83 ± 0.03	0.46 ± 0.14	0.33 ± 0.04	0.45 ± 0.03	0.48 ± 0.02	0.41 ± 0.03
Started-By	0.08 ± 0.07	0.89 ± 0.03	0.72 ± 0.09	0.21 ± 0.03	0.39 ± 0.01	0.51 ± 0.11	0.46 ± 0.13
Starts	0.08 ± 0.07	0.86 ± 0.03	0.74 ± 0.06	0.29 ± 0.06	0.44 ± 0.05	0.49 ± 0.01	0.48 ± 0.03
Finished-By	0.09 ± 0.08	0.73 ± 0.27	0.66 ± 0.28	0.21 ± 0.07	0.47 ± 0.06	0.43 ± 0.05	0.35 ± 0.03
Finishes	0.05 ± 0.03	0.91 ± 0.03	0.65 ± 0.05	0.21 ± 0.06	0.47 ± 0.04	0.52 ± 0.09	0.39 ± 0.06
Meets	0.17 ± 0.03	0.94 ± 0.04	0.79 ± 0.06	0.09 ± 0.02	0.49 ± 0.01	0.57 ± 0.17	0.42 ± 0.03
Met-By	0.01 ± 0.01	0.79 ± 0.05	0.69 ± 0.01	0.20 ± 0.05	0.50 ± 0.00	0.52 ± 0.06	0.33 ± 0.09
End Timepoint	0.56 ± 0.22	0.59 ± 0.15	0.53 ± 0.09	0.16 ± 0.09	0.35 ± 0.25	0.45 ± 0.03	0.05 ± 0.01
Next Occurence	0.77 ± 0.10	0.34 ± 0.09	0.27 ± 0.04	0.14 ± 0.04	0.19 ± 0.07	0.18 ± 0.06	0.13 ± 0.05
Intermediate	0.51 ± 0.31	1.00 ± 0.00	0.96 ± 0.05	0.25 ± 0.01	0.28 ± 0.22	0.26 ± 0.25	0.75 ± 0.16

Table 10: Mean accuracy and standard deviation values for three prompt variants.