

Refining Coarse-Grained Molecular Topologies: A Bayesian Optimization Approach

Pranoy Ray^{†‡§,*}, *Adam P. Generale*^{†§}, *Nikhith Vankireddy*^{§¶}, *Yuichiro Asoma*[#], *Masataka Nakauchi*[#],
Haein Lee[#], *Katsuhisa Yoshida*[#], *Yoshishige Okuno*[#], *Surya R. Kalidindi*^{†‡§}

[†] George W. Woodruff School of Mechanical Engineering, Georgia Institute of Technology, USA

[‡] School of Computational Science and Engineering, Georgia Institute of Technology, USA

[§] Multiscale Technologies Inc., USA

[¶] Purdue University, USA

[#] Resonac Corporation, Minato-ku, Tokyo, 105-8518, Japan

*Correspondence: pranoy@gatech.edu

ABSTRACT

Molecular Dynamics (MD) simulations are essential for accurately predicting the physical and chemical properties of large molecular systems across various pressure and temperature ensembles. However, the high computational costs associated with All-Atom (AA) MD simulations have led to the development of Coarse-Grained Molecular Dynamics (CGMD), providing a lower-dimensional compression of the AA structure into representative CG beads, offering reduced computational expense at the cost of predictive accuracy. Existing CGMD methods, such as CG-Martini (calibrated against experimental data), aim to generate an embedding of a topology that sufficiently generalizes across a range of structures. Detrimentally, in attempting to specify parameterization with applicability across molecular classes, it is unable to specialize to domain-specific applications, where sufficient accuracy and computational speed are critical. This work presents a novel approach to optimize derived results from CGMD simulations by refining the general-purpose Martini3 topologies for domain-specific applications using Bayesian Optimization methodologies. We have developed and validated a CG potential applicable to any degree of polymerization, representing a significant advancement in the field. Our optimized CG potential, based on the Martini3 framework, aims to achieve accuracy comparable to AAMD while maintaining the computational efficiency of CGMD. This approach bridges the gap between efficiency and accuracy in multiscale molecular simulations, potentially enabling more rapid and cost-effective molecular discovery across various scientific and technological domains.

1. INTRODUCTION

Coarse-grained molecular dynamics (CGMD)^{1,2} has emerged as a vital tool for material development, offering crucial insights into complex molecular systems including polymers³, proteins⁴, and membranes⁵. The primary advantage of CGMD is its ability to explore molecular phenomena over larger length scales and longer time frames, surpassing the capabilities of traditional all-atom molecular dynamics (AAMD)⁶⁻⁸ simulations, which typically offer higher resolution and, hence, are particularly adept at capturing detailed interfacial interactions⁹. In detail, CGMD achieves this speedup by effectively representing groups of atoms as beads¹⁰⁻¹⁵, thus extending the simulation capabilities from picoseconds to microseconds temporally and from nanometers to micrometers spatially. Consequently, coarse-graining provides unprecedented

insights into complex molecular phenomena that remain inaccessible to conventional AAMD, thus enabling the study of complicated phenomena such as the self-assembly behaviors of polymers¹⁶.

Emergent CGMD modeling toolsets rely on two key components to learn the underlying intermolecular relationships: bead-mapping schemes and the parametrization of bead-bead interactions. These components are developed using two primary approaches: top-down^{10–12} and bottom-up^{13–15}. Top-down approaches simplify systems to reproduce macroscopic properties with frameworks like CG-Martini^{10,17–19}, where up to four heavy atoms are mapped onto one bead, and, the inter-bead interactions are parametrized using experimentally obtained thermodynamic data. In particular, Martini 3^{18–20}, the most recent version of the CG-Martini force field, typically offers reasonable coarse-approximated accuracy when widely applied across biological and material systems^{19,21} but struggles with materials exhibiting varying degrees of polymerization. Conversely, the bottom-up approach derives parameters directly from AAMD, ensuring microscopic accuracy but requiring computationally expensive iterative refinement. While top-down methods prioritize ease and broad applicability, bottom-up techniques focus on fidelity to atomistic physics. With advancements in machine learning aiding automated parameterization for polymer systems, the choice between these approaches depends on the system's complexity and modeling goals.

Over the past decade, machine learning (ML) has transformed coarse-grained (CG) mapping and parameterization processes, markedly improving the accuracy and efficiency of CGMD simulations. In particular, ML-driven CGMD approaches leverage advanced algorithms to extract or optimize target parameters from large datasets, while also enabling active learning workflows that iteratively refine models. These methods are especially well-suited for bottom-up methodologies reliant on AAMD data. The relative computational affordability and accessibility of AAMD simulations, compared to experimental measurements, facilitate not only the generation of high-quality training datasets but also the on-demand data acquisition required for active learning, ensuring models remain adaptive and robust. Notable advancements in this pursuit include the Versatile Object-oriented Toolkit for Coarse-graining Applications (VOTCA)²², which integrates techniques such as Iterative Boltzmann Inversion, force matching, and Inverse Monte Carlo. Similarly, the software MagiC²³ implements a Metropolis Monte Carlo method, providing enhanced robustness against singular parameter values during optimization. Beyond these, other methods²⁴ employing Relative Entropy Minimization have been integrated as well with popular simulation engines like GROMACS²⁵ and LAMMPS²⁶. For small molecules, approaches based on partition functions²⁷ and parameter tuning via quantum chemical calculations²⁸ instead of directly running AAMD have also shown sufficient promise. In this regard, optimization algorithms are central to resolving complex challenges in CG force field development because they systematically explore high-dimensional parameter spaces to minimize discrepancies between coarse-grained and reference data, ensuring accurate and transferable models while addressing the inherent nonlinearity and complexity of molecular interactions. Amongst the optimization methods, Evolutionary Algorithms (EAs)—notably Genetic Algorithm (GA) and Particle Swarm Optimization (PSO)—have gained prominence. GA has been applied to optimize parameters in ReaxFF reactive force fields²⁹ and coarse-grained water models³⁰, while PSO has been used in tools like Swarm-CG³¹ and CGCompiler³² for CG model parameterization. However, while EAs are effective in exploring vast parameter spaces, they can be computationally expensive and often require numerous evaluations of the objective function. In this regard, Bayesian Optimization (BO)^{33,34} offers a powerful approach for problems where objective function evaluations are

expensive and data acquisition is costly. By balancing exploration and exploitation through a probabilistic model, BO efficiently converges to optimal solutions with fewer evaluations, making it well-suited for optimizing CG force field parameters where computational cost is critical. Its ability to incorporate prior knowledge and handle noisy or sparse data further enhances its applicability to force field optimization tasks. Recent studies highlight BO's advantages in diverse contexts. For example, BO optimized chlorine dosing schedules for water distribution systems³⁵ with significantly fewer evaluations than traditional EAs. In materials design, BO identified superior solutions with smaller sample sizes and fewer iterations compared to GA and PSO³⁶. Additionally, BO-based methods³⁷ have demonstrated strong performance in problems with small dimensions and limited evaluation budgets. These findings underscore BO's suitability for CGMD parameter optimization in polymer systems, particularly for computationally expensive simulations involving higher degrees of polymerization^{38,39}. In summary, while the conventional approach involves optimizing parameters at lower degrees of polymerization and validating at higher degrees, effectively addressing mesoscale phenomena necessitates models that are capable of systematically accounting for and adapting to variations in the degree of polymerization.

Martini3 has excelled as a general-purpose tool for the baseline coarse-graining of wide-ranging molecules. Detrimentally, its generality also precludes its ability to provide accurate property predictions for any particular sub-classes of molecules. The approach presented in this work aims to directly remedy this limitation, by a low-cost protocol based on active learning, for the efficient low-dimensional parametrization of the bonded parameters of a CG molecular structure. Particularly, we use BO to enhance the accuracy of the Martini3 force fields for three common polymers across varying degrees of polymerization. The corresponding AAMD calculation results are defined to be the ground truth in our iterative refinement scheme. We calibrate the BO model on density (ρ) and radius of gyration (R_g) and demonstrate a unique generalizable parametrization scheme for CG force field optimization, independent of the degree of polymerization.

2. BACKGROUND

2.1. Molecular Dynamics Simulations

Molecular dynamics (MD)^{3,40,41} simulations scale in computational time and complexity with the increase in the number of particles simulated. In general, AAMD simulations are expensive and time-consuming when we tend to simulate thousands of atoms. Because of the larger number of atoms simulated, the greater number of physical interactions between them need to be captured to provide a realistic representation of the changes in the system under specific temperature and pressure conditions. The fundamental challenge in running AAMD simulations is the high computational budget necessary to simulate the system, which is often infeasible and, hence, a bottleneck. However, with the advent of CGMD as a methodology, MD simulations have grown to be more scalable for molecular systems with a higher number of atoms. In fact, for the same molecule, AAMD simulations involve substantially higher computational costs as they simulate a higher number of particles (here, atoms - higher resolution), as compared to CGMD, which simulates a smaller number of particles (here, beads - lower resolution). Coarse graining (CG) is fundamentally aimed at simplifying complex systems, and in the context of all-atom structures, coarse-graining involves grouping multiple atoms into a single bead while retaining as much information as possible from the original structure and composition. There is always an

information loss or approximation when one moves from an all-atom system towards a coarse-grained system. However, the goal is to accept the information loss to a reasonable extent in the pursuit of speeding up the simulation time by multiple orders of magnitude while also saving on computational cost.

Figure 1 shows a schematic of the coarse-graining procedure for a poly-styrene monomer. Martini3¹⁸⁻²⁰ approximates aromatic rings (note the grey beads - three in number, which help to coarse-grain the aromatic ring) as well as molecular chains (the singular green bead, which helps with coarse-graining the carbon chain shown as C₂H₄).

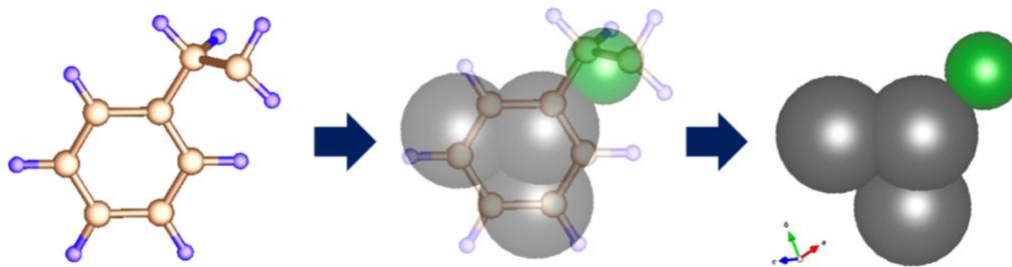


Figure 1: Coarse graining of a Poly(styrene) monomer.

2.1.1. Polymers of Interest

The polymers we focus on in this work include Polyethylene (PE), Polystyrene (PS), and Polymethyl Methacrylate (PMMA) across multiple degrees of polymerization ($n: n \in \{3, 10, 20, 50\}$). The wide applicability of these polymers [refs], combined with their reusability in building complex polymer systems, motivated our choice of these specific polymer systems. The all-atom (AA) molecular structure files (.gro/.pdb) for the aforementioned 12 polymer chains were prepared by J-OCTA software⁴², with the bonded and non-bonded interactions being parametrized by the GAFF (General Amber Force Field)^{43,44}. Necessary electrostatic potential charges for each atom were calculated using Gaussian16⁴⁵ revB.01 with RHF/6-31G(d) level of theory. Coarse-graining was performed on these all-atom molecular structures using Martini3^{10,19} with the martinize2^{46,47} and vermouth⁴⁶ python codebases. The Martini3 force field is generated in accordance with the pre-defined Martini Interaction Matrix¹⁰, which contains four main types of interaction sites: Polar (P), nonpolar (N), apolar (C), and charged (Q). Within the main interaction sites, there are sub-levels, and the interactions between each sub-level across different interaction sites are captured in an interaction matrix¹⁹ with LJ potential values assigned for each interaction. Despite the limited applicability of Martini on polymers, it serves as a great starting point for helping map AA to CG molecular structures and topologies. For instance, Table 1 shows an example per polymer of the AA to CG structure mapping for 20 degrees of polymerization.

Polymer	AA Structure (n=20)	Martini3 ^{18,20} Mapping	CG Structure (n=20)
---------	---------------------	-----------------------------------	---------------------

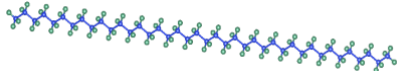
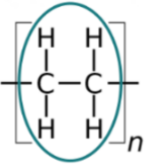

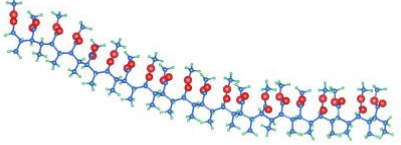
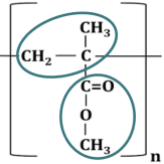
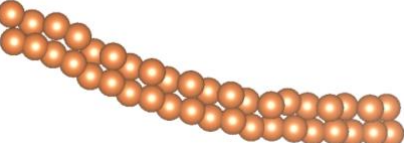
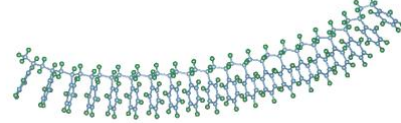
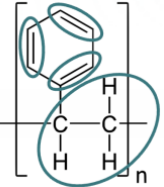
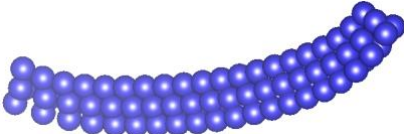
20-PE			
20-PMMA			
20-PS			

Table 1: All-atom structure to Coarse-grained structure mapping using Martini3^{18,20}

2.1.2. Molecular Dynamics simulation setup

The AAMD calculations were conducted using the GROMACS²⁵ simulation package. The calculation of derived properties, such as the radius of gyration of polymer chains and the density, was also performed using GROMACS. We evaluate ensembles of 100 AA molecular structures for the 12 types of polymer chains. Three-dimensional periodic boundary conditions have been adopted for the simulation cell to place 100 polymer chains randomly. MD simulations were performed with a time step of 2 fs in the NPT ensemble, using the V-rescale thermostat ($T = 300$ K, $P = 1$ bar) and C-rescale barostat for 100 ns. The convergence of the radius of gyration of each polymer chain has been confirmed at ~ 10 ns; therefore, the rest of the run was used for sampling.

All CGMD calculations were performed with GROMACS with the Martini3 force field as defined earlier. We evaluate ensembles of 100 coarse-grained polymer chains of each polymer of interest, representing a baseline level of accuracy. These ensembles were subjected to energy minimization, followed by NVT equilibration and, finally, NPT equilibration for 10 ns, using the V-rescale thermostat ($T = 300$ K, $P = 1$ bar) and C-rescale barostat for 100 ns. The convergence of the radius of gyration of each polymer chain has been confirmed at ~ 8 ns; therefore, the rest of the run was used for sampling.

Figure 2 evaluates the absolute error of raw Martini3 forcefield with respect to corresponding all-atom (AA) computations. We observe that the errors lie in the range of 20-30% for most cases, the maximum error being over 60%, which shows the inaccuracies posed by computing macroscopic properties from CGMD using the raw Martini3 force field.

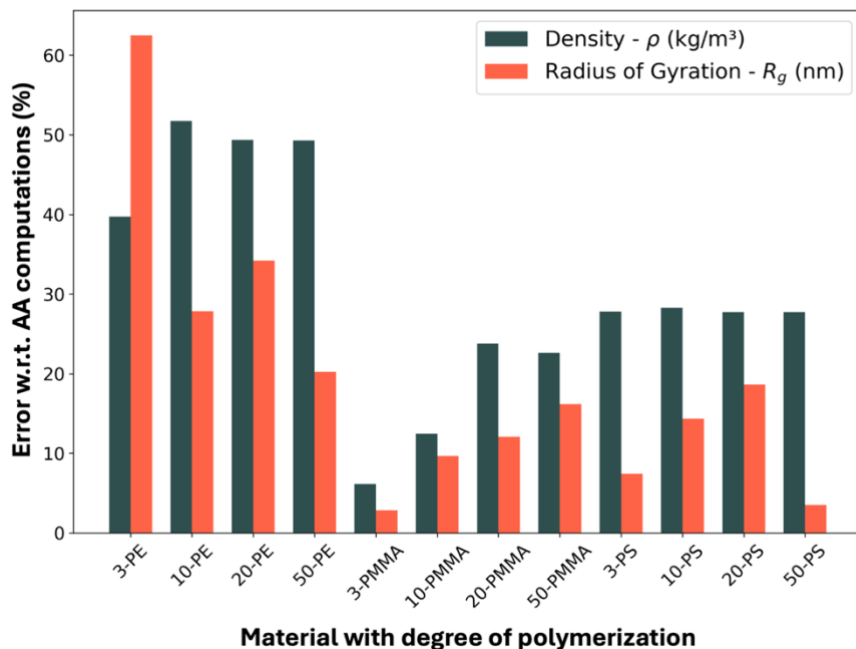


Figure 2: Absolute percentage errors of density and radius of gyration computed using the CG-Martini3 forcefield with respect to AA-GAFF computations, for common polymers of interest.

2.2. Bayesian Optimization (BO)

Optimization of expensive underlying functions is a problem endemic to multiple scientific fields of study, including material informatics^{48,49}, bioinformatics⁵⁰, manufacturing⁵¹, and economics⁵². Frequently, these costly predictive tools only enable the capability to query select points in the input space without any ability to differentiate with respect to the response - resulting in essentially “black-box” functions. Bayesian Optimization (BO) has emerged as an efficient method for optimizing such black-box functions f , formalized as

$$x^* = \underset{x \in X}{\operatorname{argmax}} f(x) \quad (1)$$

where X denotes the input space over which a solution is sought and x^* the input maximizing f . The gain in efficiency towards addressing problems of this type is primarily due to the ability to exploit information theory⁵³ and Bayesian inference over the underlying function space, frequently through the creation of Gaussian process surrogates⁵⁴.

2.2.1. Multi-Output Gaussian Process Regression

Gaussian Processes (\mathcal{GP} s)⁵⁵ are widely used probabilistic surrogate models. In the context of Bayesian Optimization (BO), they are similarly leveraged towards approximating the true underlying objective function over which to optimize. (\mathcal{GP} s) can be viewed as probability distributions over function spaces, providing important properties related to Bayesian analysis^{56,57}. This relationship is denoted as a \mathcal{GP} , i.e., $f(\cdot) \sim \mathcal{GP}(v(\cdot), k(\cdot, \cdot))$, which is uniquely determined through a mean function $v(\cdot)$ and a covariance function $k(\cdot, \cdot)$ parameterized by hyperparameters, θ . Often, the mean function is taken to be $v \equiv 0$ without loss of generality.

Given a training dataset $\{(\mathbf{x}_n, y_n)\}_{n=1}^N$ of N corrupted observations with an assumed Gaussian noise $\xi_i \sim \mathcal{N}(0, \sigma_y^2)$, the collection of all training inputs can be denoted as $\mathbf{X} \in \mathcal{R}^{N \times M}$, the vector of all outputs as \mathbf{y} , and \mathbf{f} the infinite-dimensional process latent function values. The particular covariance function used in this work is the automatic relevance determination squared exponential (ARD-SE)⁵⁵, defined as

$$k(\mathbf{x}, \mathbf{x}') = \sigma_f^2 \exp\left(-\frac{1}{2} \sum_{m=1}^M \frac{(\mathbf{x}-\mathbf{x}')^\top (\mathbf{x}-\mathbf{x}')}{\lambda_m^2}\right) \quad (2)$$

where λ_m is the lengthscale associated with input dimension m of M , and σ_f the amplitude. The resulting set of hyperparameters for this covariance function is then $\boldsymbol{\theta} = \{\boldsymbol{\lambda}, \sigma_f\}$. $K(\mathbf{X}, \mathbf{X}')$ represents the constructed covariance matrix using the covariance function established in Eq. (2). For legibility, this will be abbreviated as \mathbf{K}_{ff} to denote the covariance matrix constructed with the available training dataset, defining the latent process. The hyperparameters of this covariance function are inferred through maximizing the log marginal likelihood.

$$\log p(\mathbf{y}|\mathbf{X}, \boldsymbol{\theta}) = \frac{1}{2} \mathbf{y}^\top \mathbf{K}_y^{-1} \mathbf{y} - \frac{1}{2} \log |\mathbf{K}_y| - \frac{N}{2} \log 2\pi \quad (3)$$

where $\mathbf{K}_y = K(\mathbf{X}, \mathbf{X}') + \sigma_y^2 \mathbf{I}$. Predictions of this base model can be expanded to handle multi-output functions in a similar manner to the scalar output case, through expansion of the covariance matrix to express correlations between related outputs⁵⁸. Such Multioutput Gaussian processes (MOGP) learn a multioutput function $f(\mathbf{x}): \mathcal{X} \rightarrow \mathbb{R}^P$ with the input space $\mathcal{X} \in \mathbb{R}^D$. The p -th output of $f(\mathbf{x})$ is expressed as $f_p(\mathbf{x})$, with its complete representation given as $f = \{\hat{f}_p(\mathbf{x})\}_{i=1}^P$. MOGPs are similarly completely defined by their covariance function (assuming $v \equiv 0$), resulting in a covariance matrix $\mathbf{K} \in \mathbb{R}^{NP \times NP}$. In this work, the multi-output covariance matrix is constructed through the Linear Model of Coregionalization (LMC)^{58,59}. This model represents a method of constructing the multi-output function from a linear transformation $W \in \mathbb{R}^{P \times L}$ of L independent functions $g(\mathbf{x}) = \{g_l(\mathbf{x})\}_{l=1}^L$. Each function is constructed as an independent GP, $g_l(\mathbf{x}) \sim \mathcal{GP}(0, k_l(\mathbf{x}, \mathbf{x}'))$, each with its own covariance function, resulting in the final expression $f(\mathbf{x}) = \mathbf{W}g(\mathbf{x})$. The multi-output covariance function described by this model is then expressed as:

$$k(\{\mathbf{x}, p\}, \{\mathbf{x}', p'\}) = \sum_{l=1}^L W_{pl} k_l(\mathbf{x}, \mathbf{x}') W_{p'l} \quad (4)$$

which can be seen to encode correlations between output dimensions.

2.2.2. Acquisition Function

Acquisition functions are the core machinery by which subsequent points are selected to query the true underlying function. While many of these utility functions exist, they all aim to strike a balance between exploration of the input space \mathcal{X} and exploiting prominent subspaces. Out of the variety of such acquisition functions available, this work relies upon the well-established expected

hypervolume improvement (EHVI) acquisition function⁶⁰. due to the multi-objective optimization problem involving a set of target material properties.

Multi-objective optimization involves the simultaneous optimization of multiple conflicting objectives. A common goal is to approximate the Pareto front, which represents the set of non-dominated solutions. In the context of Bayesian optimization, the Expected Hypervolume Improvement (EHVI) acquisition function is a widely used criterion for guiding the selection of which candidate points to evaluate. EHVI balances exploration and exploitation by quantifying the expected improvement in the hypervolume metric, a measure of Pareto front quality.

The hypervolume of a set of points in the objective space is defined as the volume of the region dominated by those points and bounded by a reference point. Let P denote the current Pareto front and \mathbf{r} a reference point in the objective space. The hypervolume of P is given by:

$$HV(P) = Volume(\cup_{\mathbf{p} \in P} [\mathbf{p}, \mathbf{r}]) \quad (5)$$

where $[\mathbf{p}, \mathbf{r}]$ denotes the hyper-rectangle spanned between \mathbf{p} and \mathbf{r} . A measure of improvement in Hypervolume (HVI) then quantifies the increase in hypervolume achieved by adding a new candidate point \mathbf{y} to the Pareto front:

$$HVI(\mathbf{y}, P) = \max(0, HV(P \cup \{\mathbf{y}\}) - HV(P)) \quad (6)$$

We can then extend this notion to the creation of the EHVI acquisition function, which evaluates the expected value of the HVI under the predictive distribution of the surrogate model. Let \mathbf{Y} be the random vector representing the predicted objective values at a candidate input \mathbf{x} . The EHVI is defined as:

$$EHVI(\mathbf{y}, P) = \mathbb{E}[HVI(\mathbf{Y}, P)] \quad (7)$$

where the expectation is taken with respect to the posterior distribution of \mathbf{Y} conditioned on the observed data. The computation of EHVI generally requires an analytically intractable integration over the multi-objective posterior distribution, frequently performed via monte-carlo integration.

The q-Expected Hypervolume Improvement (q-EHVI) is an extension of the Expected Hypervolume Improvement (EHVI) that enables evaluation of the EHVI across a batch of q candidate points simultaneously. It measures the expected increase in hypervolume when all q candidates are jointly evaluated, incorporating correlations between their predicted objective values. Formally, q-EHVI is defined as:

$$\alpha_{q-EHVI}(\mathbf{X}_{cand}) = \mathbb{E}[HVI(f(\mathbf{X}_{cand}))] = \int_{-\infty}^{\infty} HVI(f(\mathbf{X}_{cand})) p(f(\mathbf{X}_{cand})|D) df \quad (8)$$

where $\mathbf{X}_{cand} = \{\mathbf{x}_1, \dots, \mathbf{x}_q\}$ is the set of q candidate points, $f(\mathbf{X}_{cand})$ are the corresponding objective values, and $p(f(\mathbf{X}_{cand})|D)$ is the joint posterior predictive distribution of the model conditioned on the observed data D .

Since there is no closed-form solution for $q > 1$ or when the predicted outcomes are correlated, the expectation is approximated using Monte Carlo (MC) integration. This involves drawing N samples $\{f(\mathbf{X}_{cand})\}_{t=1}^N$ from the joint posterior $p(f(\mathbf{X}_{cand})|D)$. Letting $z_{k,X_j,t}^{(m)} = \min[u_k, \min_{x' \in X_j} f_t(x')]$, the expectation can be estimated as:

$$\hat{\alpha}_{q-EHVI}(\mathbf{X}_{cand}) = \frac{1}{N} \sum_{t=1}^N HVI(f_t(\mathbf{X}_{cand})) \quad (9)$$

$$\hat{\alpha}_{q-EHVI}(\mathbf{X}_{cand}) = \frac{1}{N} \sum_{t=1}^N \sum_{k=1}^K \sum_{j=1}^q \sum_{X_j \in X_j} (-1)^{j+1} \prod_{m=1}^M [z_k^{(m)} - l_k^{(m)}] \quad (10)$$

The integration region is divided into K hyper-rectangular cells based on the current Pareto where $z_k^{(m)}$ is the upper bound of the m -th objective in the k -th cell, and $l_k^{(m)}$ is the lower bound. The overall q-EHVI is obtained by summing the contributions of all active cells and accounting for the combinatorial subsets of the q candidates.

The MC estimation error decreases as $O(1/\sqrt{N})$ with independent samples, regardless of the dimensionality of the search space. To improve efficiency, randomized quasi-Monte Carlo (QMC) methods are often employed, which reduce variance and provide faster convergence in practice.

2.3. CGMD Topology Optimization

2.3.1. Low-dimensional Parametrization of the Coarse-grained Molecular Structure

Molecular Dynamics (MD) models define the geometry of molecular topology through the bonded parameters of the force field such as bond lengths (b_0), bond constants (k_b), angle magnitudes (Φ), and angle constants (k_ϕ). These topological parameters are intrinsically linked to macroscopic properties of molecules, including density (ρ) and radius of gyration (R_g). Variations in these topological parameters directly influence molecular geometry, which in turn alters packing efficiency, spatial distribution of atoms/beads, and overall molecular compactness. For instance, increasing bond lengths (b_0) or widening bond angles (Φ) typically leads to a larger molecular volume, which impacts bulk properties such as ρ , while bond constants (k_b) and angle constants (k_ϕ) reflect the stiffness of the polymer backbone, which is crucial for determining conformational properties like R_g . Additionally, polymers chains containing aromatic rings introduce an additional bond length parameter (c) to account for the constant aromatic bonds needed to preserve the ring's topology. Therefore, this set of bonded parameters (θ) can be defined as:

$$\theta = \begin{cases} [b_0, k_b, k_\phi] & \text{for non-aromatic} \\ [b_0, k_b, k_\phi, c] & \text{for aromatic molecules} \end{cases} \quad (10)$$

Notably, this study excludes dihedral angles from the parameter set due to the complexity of their conformational space and the non-trivial relationship with the aforementioned macroscopic properties. However, the number of topological parameters (θ) scale linearly with the degree of polymerization (n), hence attempting to optimize every parameter within the molecular topology space would be highly computationally inefficient, even in the case of CG representations. Consequently, reducing the dimensionality of the parameter space becomes essential. This reduction in the number of parameters to be optimized reduces the number of design variables,

thus enhancing the efficiency and tractability of Bayesian optimization (BO), which is typically less effective in higher-dimensional spaces. To this end, we propose an effective low-dimensional parametrization of a CG molecule’s topology, which focuses on capturing the critical degrees of freedom that influence vital macroscopic properties like ρ and R_g . In particular, we consider the bonded parameters (θ) of the first, middle, and end bonds of a polymer chain to sufficiently describe the CG molecular topology. This consideration enables an efficient CG topology representation because the middle bonds capture the essence of the uniform internal structure, while the first and last bonds capture the deviations due to functional groups or termination effects. This selection is deemed adequate, given the regularity of repeating units in a polymer chain, and unique boundary effects at chain ends.

Furthermore, this low-dimensional parametrization approach balances computational efficiency with the need to capture key topological features of the CG polymer. For instance, a coarse-grained 20-polystyrene polymer chain (20-PS) consists of 79 bonded parameters. However, if we consider the start, middle, and end bonds of 20-PS (which contains aromatic rings in every monomer), we arrive at 3 sets of θ , which gives us 15 dimensions to optimize (see Figure 3).

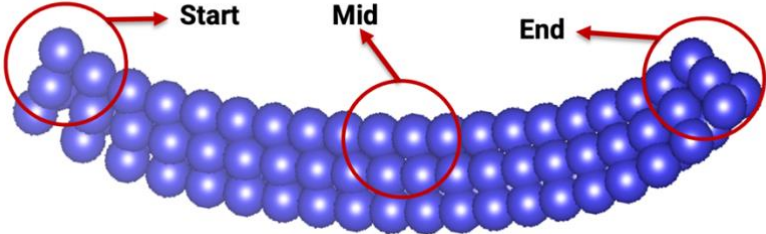


Figure 3: Low-dimensional parametrization of the coarse-grained molecular structure for 20-PS.

2.3.2. CG Topology Optimization Framework

Leveraging the strengths of CGMD simulations and Bayesian optimization (BO) in an integrated manner, addresses a critical challenge: improving the fidelity of Martini3 forcefields while maintaining computational efficiency. To this end, we create a synergistic workflow (see Figure 4) that optimizes the pre-selected topological parameters (θ) for a particular polymer chain, by calibrating on the CGMD-derived macroscopic properties of the bulk polymer. We initiated the workflow with 20 CGMD simulation runs, based on topological parameters (θ) selected with a space-filling Latin Hypercube experimental design⁶¹ with maximum projection. This initial dataset was used to train the Gaussian Process (GP) surrogate model, ensuring adequate coverage of the parameter space. Following this, we integrated the Martini3 simulation method with Bayesian Optimization (BO), leveraging the EHVI acquisition function. The optimization proceeded iteratively over ~ 50 iterations, with two CGMD simulations conducted per iteration. Model convergence was defined as a plateau in loss reduction (i.e., objective function), indicating that the optimization had identified an optimal set of parameters ($\theta_{optimal}$). This dual-run strategy balances computational efficiency with the need for sufficient data to refine the GP model, thus enabling effective exploration with exploitation of the parameter space. Resultantly, the predicted target estimates are achieved by minimizing the objective function’s loss, that can be defined as:

$$\hat{\theta} = \min_{\theta \in \Theta} \|k^{CG} - k^{AA}(\theta)\|_2 \tag{11}$$

where the topological parameters (θ) serve as input variables, and the properties derived from CGMD runs (k_{CG}) are compared against reference high-fidelity data (AAMD-derived property estimates - k_{AA}). In summary, by combining this approach for iterative refinement, we facilitate multi-objective Bayesian optimization (MOBO), by minimizing the objective function while maintaining computational feasibility. Table 2 defines the optimization space (constraints) for these θ . This parametrization can be extended to complex polymer systems by introducing additional parameters while consistently using an adequately low number of topological parameters.

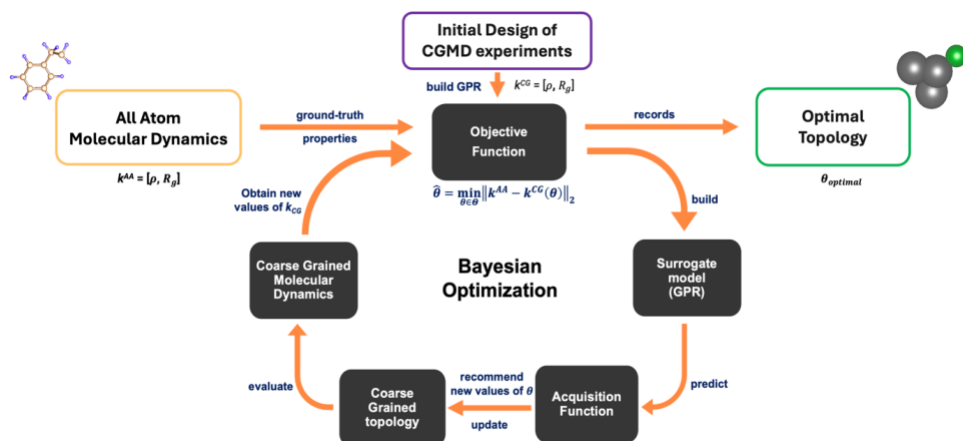


Figure 4: A flow chart showing the proposed CG topology optimization workflow

Constraints for θ	PE	PMMA	PS
Bond Length (b_0)	$0.3 \leq b_0 \leq 0.5$	Start and End bonds: $0.3 \leq b_0 \leq 0.4$ Middle bonds: $0.26 \leq b_0 \leq 0.36$	Start and End bonds: $0.22 \leq b_0 \leq 0.32$ Middle bonds: $0.24 \leq b_0 \leq 0.34$
Bond Constant (k_b)	$1600 \leq k_b \leq 2400$	Start and End bonds: $8000 \leq k_b \leq 10000$ Middle bonds: $3000 \leq k_b \leq 5000$	Start and End bonds: $7000 \leq k_b \leq 90000$ Middle bonds: $9000 \leq k_b \leq 11000$
Angle Magnitude (Φ)	$167.5 \leq \Phi \leq 172.5$	Start and End bonds: $67.5 \leq \Phi \leq 72.5$ Middle bonds: $113.5 \leq \Phi \leq 117.5$	Start and End bonds: $133.5 \leq \Phi \leq 138.5$ Middle bonds: $113.5 \leq \Phi \leq 117.5$
Angle Constant (k_Φ)	$10 \leq k_\Phi \leq 15$	Start and End bonds: $18 \leq k_\Phi \leq 22$ Middle bonds: $30 \leq k_\Phi \leq 40$	Start and End bonds: $95 \leq k_\Phi \leq 105$ Middle bonds: $30 \leq k_\Phi \leq 40$
Aromatic Bond Length (c)	----	----	$0.24 \leq c \leq 0.34$
Dimensions of Optimization Space	12	12	15

Table 2: Optimization space (constraints) for the low-dimensional parameters of the coarse-grained polymer systems.

3. Results and Discussion

The polymer systems trained in this work exhibit significant structural and chemical diversity across four degrees of polymerization, which necessitates varying training times even when trained on the same computational resource. To this end, we train the integrated CGMD-MOBO models individually on a single NVIDIA A100 GPU with 32 GB of memory, and the training times average between 3 hours to 11 hours (depending on the CGMD simulation times for a bulk polymer chain system). The models are trained till the objective functions plateau (see Figure 5), indicating that the total loss has been minimized within the set optimization space (as shown in Table 2). Specifically, every polymer’s Martini3 topology is optimized till the absolute percentage errors converge to less than $\sim 10\%$. Through figure 5, we also observe that the radius of gyration (R_g) as a property facilitates quicker convergence, while the interdependencies affecting the density (ρ) demand additional iterations to balance competing influences. These interdependencies are attributed to the complexity of their optimization landscapes. Specifically, since R_g is a molecular-scale property, it is directly influenced by localized geometry-based structural parameters such as bond lengths and angles, which are simpler to optimize and exhibit a smoother landscape. In contrast, ρ , a bulk property, is affected by both bonded and non-bonded interactions, which requires adjustments to long-range interactions (non-bonded parameters) and packing efficiency (bonded parameters). This leads to a more complex and slower-converging optimization process. Conversely, it can be claimed that the initial parameter set may have been closer to the optimal region for R_g , further accelerating its convergence, hence a bias. However, to counter that thought, the model for every polymer chain was re-initialized and re-trained for 5 seeds, owing to the stochastic selection process of BO. For every seed, it was observed that R_g yielded quicker convergence, hence supporting our prior notion that ρ depends on non-bonded interactions as well.

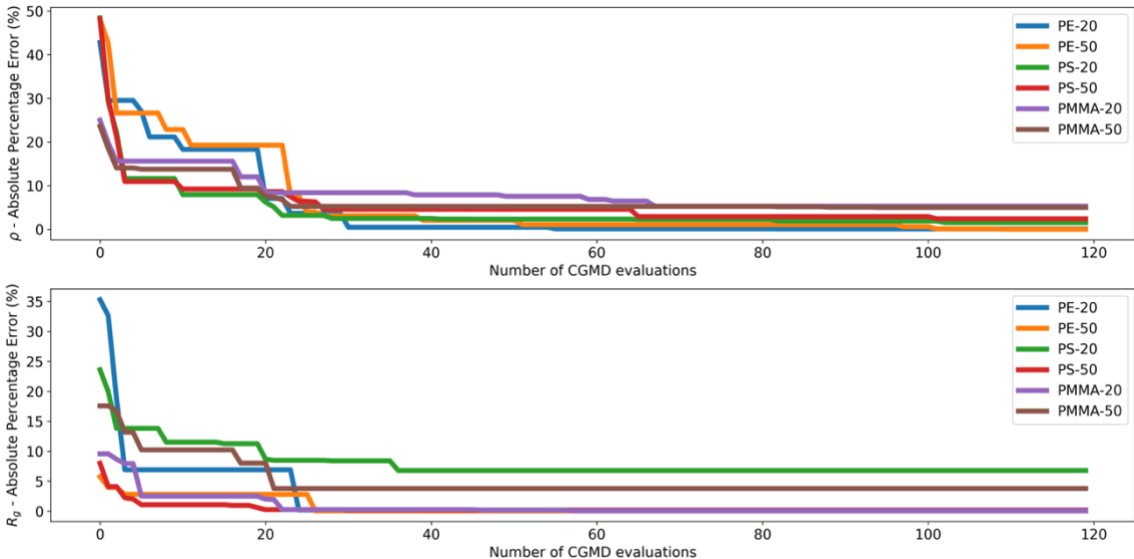


Figure 5: Absolute loss percentages of the objective function w.r.t. AA computations per iteration for Density (ρ) and Radius of Gyration (R_g).

Convergence to Pareto optimal values typically occurred within ~ 50 iterations (100 CGMD simulation runs), as shown in Figure 5. The evolution of the convex Pareto front (see Figure 6) over these 50 iterations represents the set of non-dominated solutions, where improvements in one objective (density or radius of gyration) cannot be made without degrading the other. In particular, the front effectively captures the trade-offs between these competing objectives, allowing for informed decision-making in selecting optimal CG parameters. For instance, Figure 6 shows the convex Pareto fronts we achieve with our workflow for 10-PE and 50-PE. The progression of the colorbar denotes the evolution of the front over 60 iterations, including 10 initial iterations (with 20 CGMD runs). This demonstrates that the integration of CGMD with MOBO effectively navigates the parameter space to balance fidelity and computational cost, by strategically exploiting known optimal regions while systematically exploring uncertain areas.

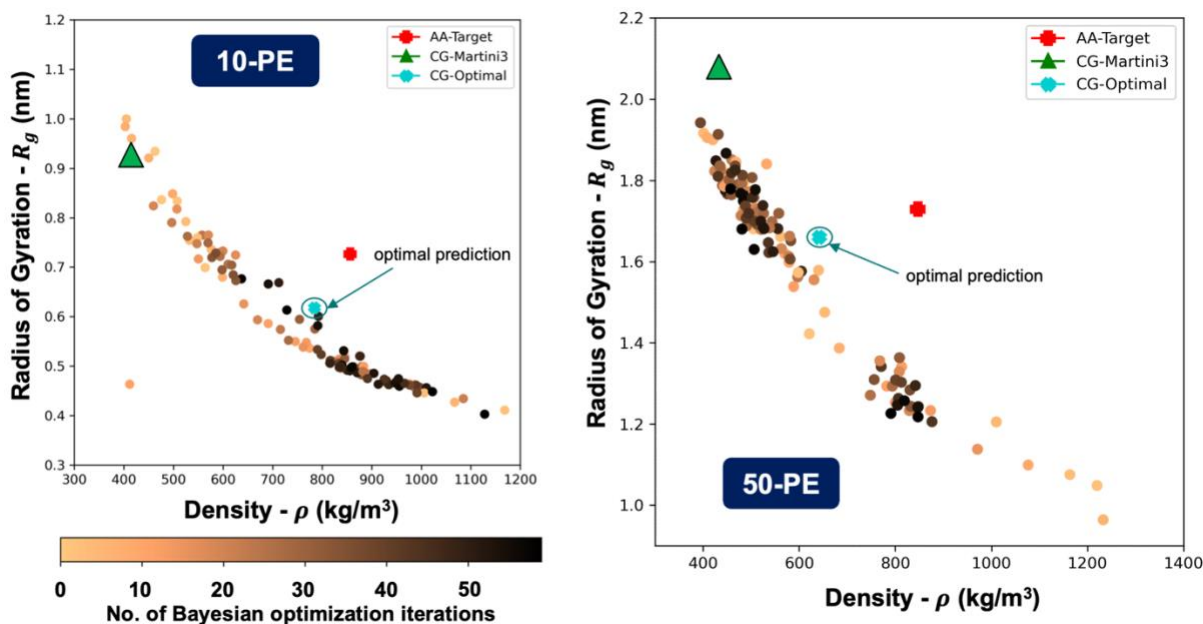


Figure 6: The CGMD-MOBO pareto fronts for the macroscopic properties of two polymers used in this study

The improvements in the relative efficiency of our integrated framework are further quantified by conducting a standard deviation analysis to compare our optimized CG topologies to the raw Martini3 topologies, over 5 seeds per polymer. Figure 7 shows the percentage error metrics for density (ρ) and radius of gyration (R_g) across the polymers of interest. This figure clearly illustrates the superior performance of our optimized topologies (green line) as compared to the raw Martini3 topology (red line). This MOBO solution also demonstrates the generalizability and superiority of our proposed framework, by reducing discrepancies between CGMD and AAMD from a bottom-up perspective.

From a chemistry standpoint, for either family of polymer chains (PE, PMMA and PS), we observe that the absolute percentage error decreases as the degree of polymerization increases, indicating improved convergence between the CG and AA representations as polymer chains elongate. Moreover, the optimized force field consistently reduces errors for ρ and R_g across all polymer families. For instance, in 3-PE, coarse-graining three atomic groups into a single bead in the Martini3 model leads to deviations in molecular behavior and conformational flexibility. The

proposed framework adjusts interaction parameters, improving the force field's fidelity. On the other hand, in PMMA, the Martini3 model demonstrates higher accuracy at low polymerization degrees due to effective separation of polar and non-polar blocks within beads. This nature of coarse-graining limits flexibility at higher molecular weights, increasing error. However, in PS, significant errors in density are linked to benzene ring stacking, which is inadequately represented by Martini3. Interestingly, the original Martini3 model aligns better with experimental densities than the optimized version for 50-PS, highlighting the need to balance future optimization efforts towards both experimental results (high-fidelity) and AAMD data (low-fidelity).

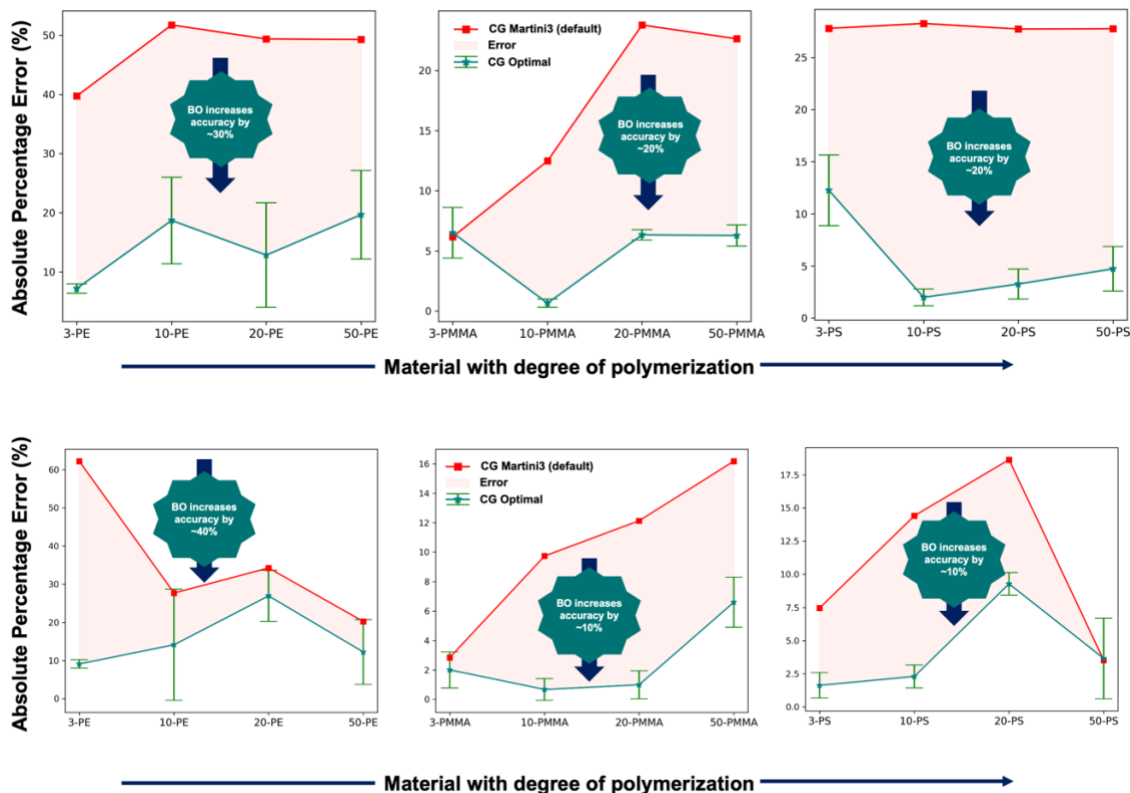


Figure 7: Absolute Percentage error plots showing the improvements posed by our optimized topologies v/s raw Martini3 topologies for macroscopic property (top: ρ and bottom: R_g) prediction.

4. CONCLUSIONS

This paper introduces a MOBO (Multi-Objective Bayesian Optimization) framework that significantly enhances CG-Martini3 topologies for common polymers like PE, PMMA and PS. Our findings challenge conventional raw Martini3 topologies by consistently yielding CG topologies that accurately reproduce AA-calculated macroscopic properties (density and radius of gyration), with improvements observed across all studied materials and degrees of polymerization. Furthermore, this work presents a framework for the low dimensional parametrization of CG molecular topologies, which increases its generalizability over unknown complex polymer systems. The framework reports exceptionally low errors under ~10% for both density and radius

of gyration for all the 12 polymers studied and introduces itself as a new benchmark for future model-building efforts. This unprecedented improvement helps bridge the gap between low- and high-fidelity MD models, enabling accurate predictions with CGMD at a fraction of the corresponding AAMD's computational expense.

5. DECLARATION OF COMPETING INTEREST

The authors declare that no known competing financial interests have influenced the work reported in this paper.

6. ACKNOWLEDGEMENTS

The authors acknowledge each other for their collective contributions to the conceptualization, data analysis, writing, and revision of this manuscript.

7. DATA AVAILABILITY

The dataset used for this study will be made available upon reasonable request after internal review.

8. REFERENCES

- (1) Voegler Smith, A.; Hall, C. K. α -Helix Formation: Discontinuous Molecular Dynamics on an Intermediate-resolution Protein Model. *Proteins Struct. Funct. Bioinforma.* **2001**, *44* (3), 344–360. <https://doi.org/10.1002/prot.1100>.
- (2) Ding, F.; Borreguero, J. M.; Buldyrey, S. V.; Stanley, H. E.; Dokholyan, N. V. Mechanism for the A-helix to B-hairpin Transition. *Proteins Struct. Funct. Bioinforma.* **2003**, *53* (2), 220–228. <https://doi.org/10.1002/prot.10468>.
- (3) Gartner, T. E.; Jayaraman, A. Modeling and Simulations of Polymers: A Roadmap. *Macromolecules* **2019**, *52* (3), 755–786. <https://doi.org/10.1021/acs.macromol.8b01836>.
- (4) Ravikumar, K. M.; Huang, W.; Yang, S. Coarse-Grained Simulations of Protein-Protein Association: An Energy Landscape Perspective. *Biophys. J.* **2012**, *103* (4), 837–845. <https://doi.org/10.1016/j.bpj.2012.07.013>.
- (5) Prakaash, D.; Fagnen, C.; Cook, G. P.; Acuto, O.; Kalli, A. C. Molecular Dynamics Simulations Reveal Membrane Lipid Interactions of the Full-Length Lymphocyte Specific Kinase (Lck). *Sci. Rep.* **2022**, *12* (1), 21121. <https://doi.org/10.1038/s41598-022-25603-6>.
- (6) Alder, B. J.; Wainwright, T. E. Studies in Molecular Dynamics. I. General Method. *J. Chem. Phys.* **1959**, *31* (2), 459–466. <https://doi.org/10.1063/1.1730376>.
- (7) Gibson, J. B.; Goland, A. N.; Milgram, M.; Vineyard, G. H. Dynamics of Radiation Damage. *Phys. Rev.* **1960**, *120* (4), 1229–1253. <https://doi.org/10.1103/PhysRev.120.1229>.
- (8) Rahman, A. Correlations in the Motion of Atoms in Liquid Argon. *Phys. Rev.* **1964**, *136* (2A), A405–A411. <https://doi.org/10.1103/PhysRev.136.A405>.
- (9) Gaikwad, P. S.; Kowalik, M.; Jensen, B. D.; Van Duin, A.; Odegard, G. M. Molecular Dynamics Modeling of Interfacial Interactions between Flattened Carbon Nanotubes and Amorphous Carbon: Implications for Ultra-Lightweight Composites. *ACS Appl. Nano Mater.* **2022**, *5* (4), 5915–5924. <https://doi.org/10.1021/acsanm.2c01280>.

- (10) Marrink, S. J.; Risselada, H. J.; Yefimov, S.; Tieleman, D. P.; De Vries, A. H. The MARTINI Force Field: Coarse Grained Model for Biomolecular Simulations. *J. Phys. Chem. B* **2007**, *111* (27), 7812–7824. <https://doi.org/10.1021/jp071097f>.
- (11) Reith, D.; Pütz, M.; Müller-Plathe, F. Deriving Effective Mesoscale Potentials from Atomistic Simulations. *J. Comput. Chem.* **2003**, *24* (13), 1624–1636. <https://doi.org/10.1002/jcc.10307>.
- (12) Müller-Plathe, F. Coarse-Graining in Polymer Simulation: From the Atomistic to the Mesoscopic Scale and Back. *Chemphyschem Eur. J. Chem. Phys. Phys. Chem.* **2002**, *3*, 755–769. [https://doi.org/10.1002/1439-7641\(20020916\)3:9<754::AID-CPHC754>3.0.CO;2-U](https://doi.org/10.1002/1439-7641(20020916)3:9<754::AID-CPHC754>3.0.CO;2-U).
- (13) Izvekov, S.; Voth, G. A. A Multiscale Coarse-Graining Method for Biomolecular Systems. *J. Phys. Chem. B* **2005**, *109* (7), 2469–2473. <https://doi.org/10.1021/jp044629q>.
- (14) Noid, W. G.; Chu, J.-W.; Ayton, G. S.; Krishna, V.; Izvekov, S.; Voth, G. A.; Das, A.; Andersen, H. C. The Multiscale Coarse-Graining Method. I. A Rigorous Bridge between Atomistic and Coarse-Grained Models. *J. Chem. Phys.* **2008**, *128* (24), 244114. <https://doi.org/10.1063/1.2938860>.
- (15) Shell, M. S. The Relative Entropy Is Fundamental to Multiscale and Inverse Thermodynamic Problems. *J. Chem. Phys.* **2008**, *129* (14), 144108. <https://doi.org/10.1063/1.2992060>.
- (16) Penfold, N. J. W.; Yeow, J.; Boyer, C.; Armes, S. P. Emerging Trends in Polymerization-Induced Self-Assembly. *ACS Macro Lett.* **2019**, *8* (8), 1029–1054. <https://doi.org/10.1021/acsmacrolett.9b00464>.
- (17) Borges-Araújo, L.; Borges-Araújo, A. C.; Ozturk, T. N.; Ramirez-Echemendia, D. P.; Fábian, B.; Carpenter, T. S.; Thallmair, S.; Barnoud, J.; Ingólfsson, H. I.; Hummer, G.; Tieleman, D. P.; Marrink, S. J.; Souza, P. C. T.; Melo, M. N. Martini 3 Coarse-Grained Force Field for Cholesterol. *J. Chem. Theory Comput.* **2023**, *19* (20), 7387–7404. <https://doi.org/10.1021/acs.jctc.3c00547>.
- (18) Risselada, H. J. Martini 3: A Coarse-Grained Force Field with an Eye for Atomic Detail. *Nat. Methods* **2021**, *18* (4), 342–343. <https://doi.org/10.1038/s41592-021-01111-9>.
- (19) Souza, P. C. T.; Alessandri, R.; Barnoud, J.; Thallmair, S.; Faustino, I.; Grünwald, F.; Patmanidis, I.; Abdizadeh, H.; Bruininks, B. M. H.; Wassenaar, T. A.; Kroon, P. C.; Melcr, J.; Nieto, V.; Corradi, V.; Khan, H. M.; Domański, J.; Javanainen, M.; Martinez-Seara, H.; Reuter, N.; Best, R. B.; Vattulainen, I.; Monticelli, L.; Periole, X.; Tieleman, D. P.; De Vries, A. H.; Marrink, S. J. Martini 3: A General Purpose Force Field for Coarse-Grained Molecular Dynamics. *Nat. Methods* **2021**, *18* (4), 382–388. <https://doi.org/10.1038/s41592-021-01098-3>.
- (20) Alessandri, R.; Barnoud, J.; Gertsen, A. S.; Patmanidis, I.; De Vries, A. H.; Souza, P. C. T.; Marrink, S. J. Martini 3 Coarse-Grained Force Field: Small Molecules. July 19, 2021. <https://doi.org/10.26434/chemrxiv-2021-1qmq9>.
- (21) Brosz, M.; Michelarakis, N.; Bunz, U. H. F.; Aponte-Santamaría, C.; Gräter, F. Martini 3 Coarse-Grained Force Field for Poly(Para-Phenylene Ethynylene)s. *Phys. Chem. Chem. Phys.* **2022**, *24* (17), 9998–10010. <https://doi.org/10.1039/D1CP04237H>.
- (22) Rühle, V.; Junghans, C.; Lukyanov, A.; Kremer, K.; Andrienko, D. Versatile Object-Oriented Toolkit for Coarse-Graining Applications. *J. Chem. Theory Comput.* **2009**, *5* (12), 3211–3223. <https://doi.org/10.1021/ct900369w>.
- (23) Mirzoev, A.; Lyubartsev, A. P. MagiC: Software Package for Multiscale Modeling. *J. Chem. Theory Comput.* **2013**, *9* (3), 1512–1520. <https://doi.org/10.1021/ct301019v>.

- (24) Peng, Y.; Pak, A. J.; Durumeric, A. E. P.; Sahrman, P. G.; Mani, S.; Jin, J.; Loose, T. D.; Beiter, J.; Voth, G. A. OpenMSCG: A Software Tool for Bottom-Up Coarse-Graining. *J. Phys. Chem. B* **2023**, *127* (40), 8537–8550. <https://doi.org/10.1021/acs.jpcc.3c04473>.
- (25) Abraham, M. J.; Murtola, T.; Schulz, R.; Páll, S.; Smith, J. C.; Hess, B.; Lindahl, E. GROMACS: High Performance Molecular Simulations through Multi-Level Parallelism from Laptops to Supercomputers. *SoftwareX* **2015**, *1–2*, 19–25. <https://doi.org/10.1016/j.softx.2015.06.001>.
- (26) Thompson, A. P.; Aktulga, H. M.; Berger, R.; Bolintineanu, D. S.; Brown, W. M.; Crozier, P. S.; In 'T Veld, P. J.; Kohlmeyer, A.; Moore, S. G.; Nguyen, T. D.; Shan, R.; Stevens, M. J.; Tranchida, J.; Trott, C.; Plimpton, S. J. LAMMPS - a Flexible Simulation Tool for Particle-Based Materials Modeling at the Atomic, Meso, and Continuum Scales. *Comput. Phys. Commun.* **2022**, *271*, 108171. <https://doi.org/10.1016/j.cpc.2021.108171>.
- (27) Bureau, T.; Kremer, K. Automated Parametrization of the Coarse-Grained Martini Force Field for Small Organic Molecules. *J. Chem. Theory Comput.* **2015**, *11* (6), 2783–2791. <https://doi.org/10.1021/acs.jctc.5b00056>.
- (28) Pereira, G. P.; Alessandri, R.; Domínguez, M.; Araya-Osorio, R.; Grünwald, L.; Borges-Araújo, L.; Wu, S.; Marrink, S. J.; Souza, P. C. T.; Mera-Adasme, R. Bartender: Martini 3 Bonded Terms via Quantum Mechanics-Based Molecular Dynamics. *J. Chem. Theory Comput.* **2024**, *20* (13), 5763–5773. <https://doi.org/10.1021/acs.jctc.4c00275>.
- (29) Mishra, A.; Hong, S.; Rajak, P.; Sheng, C.; Nomura, K.; Kalia, R. K.; Nakano, A.; Vashishta, P. Multiobjective Genetic Training and Uncertainty Quantification of Reactive Force Fields. *Npj Comput. Mater.* **2018**, *4* (1), 42. <https://doi.org/10.1038/s41524-018-0098-3>.
- (30) Chan, H.; Cherukara, M. J.; Narayanan, B.; Loeffler, T. D.; Benmore, C.; Gray, S. K.; Sankaranarayanan, S. K. R. S. Machine Learning Coarse Grained Models for Water. *Nat. Commun.* **2019**, *10* (1), 379. <https://doi.org/10.1038/s41467-018-08222-6>.
- (31) Empereur-Mot, C.; Pesce, L.; Doni, G.; Bochicchio, D.; Capelli, R.; Perego, C.; Pavan, G. M. *Swarm-CG*: Automatic Parametrization of Bonded Terms in MARTINI-Based Coarse-Grained Models of Simple to Complex Molecules via Fuzzy Self-Tuning Particle Swarm Optimization. *ACS Omega* **2020**, *5* (50), 32823–32843. <https://doi.org/10.1021/acsomega.0c05469>.
- (32) Stroh, K. S.; Souza, P. C. T.; Monticelli, L.; Risselada, H. J. CGCompiler: Automated Coarse-Grained Molecule Parametrization via Noise-Resistant Mixed-Variable Optimization. *J. Chem. Theory Comput.* **2023**, *19* (22), 8384–8400. <https://doi.org/10.1021/acs.jctc.3c00637>.
- (33) Mockus, J. *Bayesian Approach to Global Optimization: Theory and Applications*; Mathematics and Its Applications Ser; Springer Netherlands: Dordrecht, 1989.
- (34) Močkus, J. On Bayesian Methods for Seeking the Extremum. In *Optimization Techniques IFIP Technical Conference Novosibirsk, July 1–7, 1974*; Marchuk, G. I., Ed.; Goos, G., Hartmanis, J., Brinch Hansen, P., Gries, D., Moler, C., Seegmüller, G., Wirth, N., Series Eds.; Lecture Notes in Computer Science; Springer Berlin Heidelberg: Berlin, Heidelberg, 1975; Vol. 27, pp 400–404. https://doi.org/10.1007/3-540-07165-2_55.
- (35) Moeini, M.; Sela, L.; Taha, A. F.; Abokifa, A. A. Optimization Techniques for Chlorine Dosage Scheduling in Water Distribution Networks: A Comparative Analysis. In *World Environmental and Water Resources Congress 2023*; American Society of Civil Engineers: Henderson, Nevada, 2023; pp 987–998. <https://doi.org/10.1061/9780784484852.091>.

- (36) Wang, Z.; Ogawa, T.; Adachi, Y. Influence of Algorithm Parameters of Bayesian Optimization, Genetic Algorithm, and Particle Swarm Optimization on Their Optimization Performance. *Adv. Theory Simul.* **2019**, *2* (10), 1900110. <https://doi.org/10.1002/adts.201900110>.
- (37) Cambiaso, S.; Rasera, F.; Rossi, G.; Bochicchio, D. Development of a Transferable Coarse-Grained Model of Polydimethylsiloxane. *Soft Matter* **2022**, *18* (40), 7887–7896. <https://doi.org/10.1039/D2SM00939K>.
- (38) Fischer, J.; Paschek, D.; Geiger, A.; Sadowski, G. Modeling of Aqueous Poly(Oxyethylene) Solutions. 2. Mesoscale Simulations. *J. Phys. Chem. B* **2008**, *112* (43), 13561–13571. <https://doi.org/10.1021/jp805770q>.
- (39) Kamio, K.; Moorthi, K.; Theodorou, D. N. Coarse Grained End Bridging Monte Carlo Simulations of Poly(Ethylene Terephthalate) Melt. *Macromolecules* **2007**, *40* (3), 710–722. <https://doi.org/10.1021/ma060803s>.
- (40) Lin, K.; Wang, Z. Multiscale Mechanics and Molecular Dynamics Simulations of the Durability of Fiber-Reinforced Polymer Composites. *Commun. Mater.* **2023**, *4* (1), 66. <https://doi.org/10.1038/s43246-023-00391-2>.
- (41) Hollingsworth, S. A.; Dror, R. O. Molecular Dynamics Simulation for All. *Neuron* **2018**, *99* (6), 1129–1143. <https://doi.org/10.1016/j.neuron.2018.08.011>.
- (42) *Computer Simulation of Polymeric Materials: Applications of the OCTA System*; Chemical Innovation, J. A. F., Ed.; Springer Singapore: Singapore, 2016. <https://doi.org/10.1007/978-981-10-0815-3>.
- (43) Wang, J.; Wang, W.; Kollman, P. A.; Case, D. A. Automatic Atom Type and Bond Type Perception in Molecular Mechanical Calculations. *J. Mol. Graph. Model.* **2006**, *25* (2), 247–260. <https://doi.org/10.1016/j.jmgm.2005.12.005>.
- (44) Wang, J.; Wolf, R. M.; Caldwell, J. W.; Kollman, P. A.; Case, D. A. Development and Testing of a General Amber Force Field. *J. Comput. Chem.* **2004**, *25* (9), 1157–1174. <https://doi.org/10.1002/jcc.20035>.
- (45) Frisch, M. J.; Trucks, G. W.; Schlegel, H. B.; Scuseria, G. E.; Robb, M. A.; Cheeseman, J. R.; Scalmani, G.; Barone, V.; Petersson, G. A.; Nakatsuji, H.; Li, X.; Caricato, M.; Marenich, A. V.; Bloino, J.; Janesko, B. G.; Gomperts, R.; Mennucci, B.; Hratchian, H. P.; Ortiz, J. V.; Izmaylov, A. F.; Sonnenberg, J. L.; Williams-Young, D.; Ding, F.; Lipparini, F.; Egidi, F.; Goings, J.; Peng, B.; Petrone, A.; Henderson, T.; Ranasinghe, D.; Zakrzewski, V. G.; Gao, J.; Rega, N.; Zheng, G.; Liang, W.; Hada, M.; Ehara, M.; Toyota, K.; Fukuda, R.; Hasegawa, J.; Ishida, M.; Nakajima, T.; Honda, Y.; Kitao, O.; Nakai, H.; Vreven, T.; Throssell, K.; Montgomery, J. A., Jr.; Peralta, J. E.; Ogliaro, F.; Bearpark, M. J.; Heyd, J. J.; Brothers, E. N.; Kudin, K. N.; Staroverov, V. N.; Keith, T. A.; Kobayashi, R.; Normand, J.; Raghavachari, K.; Rendell, A. P.; Burant, J. C.; Iyengar, S. S.; Tomasi, J.; Cossi, M.; Millam, J. M.; Klene, M.; Adamo, C.; Cammi, R.; Ochterski, J. W.; Martin, R. L.; Morokuma, K.; Farkas, O.; Foresman, J. B.; Fox, D. J. Gaussian¹⁶ Revision B.01, 2016.
- (46) Kroon, P.; Grunewald, F.; Barnoud, J.; Van Tilburg, M.; Souza, P.; Wassenaar, T.; Marrink, S. Martinize2 and Vermouth: Unified Framework for Topology Generation. June 13, 2024. <https://doi.org/10.7554/eLife.90627.2>.
- (47) De Jong, D. H.; Singh, G.; Bennett, W. F. D.; Arnarez, C.; Wassenaar, T. A.; Schäfer, L. V.; Periolo, X.; Tieleman, D. P.; Marrink, S. J. Improved Parameters for the Martini Coarse-Grained Protein Force Field. *J. Chem. Theory Comput.* **2013**, *9* (1), 687–697. <https://doi.org/10.1021/ct300646g>.

- (48) Talapatra, A.; Boluki, S.; Duong, T.; Qian, X.; Dougherty, E.; Arróyave, R. Autonomous Efficient Experiment Design for Materials Discovery with Bayesian Model Averaging. *Phys. Rev. Mater.* **2018**, *2* (11), 113803. <https://doi.org/10.1103/PhysRevMaterials.2.113803>.
- (49) Honarmandi, P.; Attari, V.; Arroyave, R. Accelerated Materials Design Using Batch Bayesian Optimization: A Case Study for Solving the Inverse Problem from Materials Microstructure to Process Specification. *Comput. Mater. Sci.* **2022**, *210*, 111417. <https://doi.org/10.1016/j.commatsci.2022.111417>.
- (50) Hu, R.; Fu, L.; Chen, Y.; Chen, J.; Qiao, Y.; Si, T. Protein Engineering via Bayesian Optimization-Guided Evolutionary Algorithm and Robotic Experiments. *Brief. Bioinform.* **2023**, *24* (1), bbac570. <https://doi.org/10.1093/bib/bbac570>.
- (51) Deneault, J. R.; Chang, J.; Myung, J.; Hooper, D.; Armstrong, A.; Pitt, M.; Maruyama, B. Toward Autonomous Additive Manufacturing: Bayesian Optimization on a 3D Printer. *MRS Bull.* **2021**, *46* (7), 566–575. <https://doi.org/10.1557/s43577-021-00051-1>.
- (52) Du, L.; Gao, R.; Suganthan, P. N.; Wang, D. Z. W. Bayesian Optimization Based Dynamic Ensemble for Time Series Forecasting. *Inf. Sci.* **2022**, *591*, 155–175. <https://doi.org/10.1016/j.ins.2022.01.010>.
- (53) MacKay, D. J. C. *Information Theory, Inference, and Learning Algorithms*, 22nd printing.; Cambridge University Press: Cambridge, 2019.
- (54) Frazier, P. I. A Tutorial on Bayesian Optimization. arXiv 2018. <https://doi.org/10.48550/ARXIV.1807.02811>.
- (55) Rasmussen, C. E.; Williams, C. K. I. *Gaussian Processes for Machine Learning*; The MIT Press, 2005. <https://doi.org/10.7551/mitpress/3206.001.0001>.
- (56) Bishop, C. M. *Pattern Recognition and Machine Learning*; Information science and statistics; Springer: New York, 2006.
- (57) Murphy, K. *Machine Learning - A Probabilistic Perspective*; Adaptive Computation and Machine Learning; MIT Press: Cambridge, 2014.
- (58) Alvarez, M. A.; Rosasco, L.; Lawrence, N. D. Kernels for Vector-Valued Functions: A Review. arXiv April 16, 2012. <https://doi.org/10.48550/arXiv.1106.6251>.
- (59) Journel, A. G.; Huijbregts, C. J. *Mining Geostatistics*; Blackburn Press: Caldwell, N.J, 2003.
- (60) Wilson, J. T.; Moriconi, R.; Hutter, F.; Deisenroth, M. P. The Reparameterization Trick for Acquisition Functions. arXiv December 1, 2017. <https://doi.org/10.48550/arXiv.1712.00424>.
- (61) Joseph, V. R.; Gul, E.; Ba, S. Maximum Projection Designs for Computer Experiments. *Biometrika* **2015**, *102* (2), 371–380. <https://doi.org/10.1093/biomet/asv002>.