

Evolutions of in-medium baryon-baryon scattering cross sections and stiffness of dense nuclear matter from Bayesian analyses of FOPI proton flow excitation functions

Bao-An Li^{1*}, Wen-Jie Xie^{1,2,3,4†}

¹*Department of Physics and Astronomy, East Texas A&M University, Commerce, TX 75429-3011, USA*

²*Shanxi Province Intelligent Optoelectronic Sensing Application Technology Innovation Center, Yuncheng University, Yuncheng 044000, China*

³*Guangxi Key Laboratory of Nuclear Physics and Nuclear Technology, Guangxi Normal University, Guilin 541004, China and*

⁴*Shanxi Province Optoelectronic Information Science and Technology Laboratory, Yuncheng University, Yuncheng 044000, China*

(Dated: January 7, 2025)

Within a Bayesian statistical framework using a Gaussian Process (GP) emulator for an isospin-dependent Boltzmann-Uehling-Uhlenbeck (IBUU) transport model simulator of heavy-ion reactions, we infer from the proton directed and elliptical flow in mid-central Au+Au reactions at beam energies from 150 to 1200 MeV/nucleon taken by the FOPI Collaboration the posterior probability distribution functions (PDFs) of the in-medium baryon-baryon scattering cross section modification factor X (with respect to their free-space values) and the stiffness parameter K of dense nuclear matter. We find that the most probable value of X evolves from around 0.7 to 1.0 as the beam energy E_{beam}/A increases. On the other hand, the posterior PDF(K) may have dual peaks having roughly the same height or extended shoulders at high K values. More quantitatively, the posterior PDF(K) changes from having a major peak around 220 MeV characterizing a soft EOS in the reaction at $E_{beam}/A=150$ MeV to one that peaks around 320 MeV indicating a stiff EOS in the reactions at E_{beam}/A higher than about 600 MeV. The transition from soft to stiff happens in mid-central Au+Au reactions at beam energies around 250 MeV/nucleon in which $K = 220$ MeV and $K = 320$ MeV are approximately equally probable. Altogether, the FOPI proton flow excitation function data indicate a gradual hardening of hot and dense nuclear matter as its density and temperature increase in reactions with higher beam energies.

PACS numbers:

I. INTRODUCTION

Various components of nuclear collective flow in heavy-ion collisions [1–3] have long been well known for their abilities to reveal the pressure gradient generated, thus providing useful information about both the Equation of State (EOS) and transport properties (e.g. viscosity or in-medium particle-particle scattering cross sections) of hot and dense nuclear matter created transiently during the reactions [4–16]. More specifically, in the local rest frame of matter the collective flow velocity \vec{v} , energy density e and pressure P are related by the relativistic Euler equation

$$(e + P) \frac{\partial}{\partial t} \vec{v} = -\vec{\nabla} P. \quad (1)$$

In essence, the pressure gradient $-\vec{\nabla} P$ plays the role of a driving force for the acceleration of a quasi-particle of effective mass $(e + P)$ (enthalpy) flowing with a velocity \vec{v} [17]. The driving force is determined by the product of the density derivative of pressure P (i.e. the speed of sound squared) and the spacial gradient of density depending on the impact parameter and beam energy of the

reaction, while the effective mass of the quasi-particle is determined by the EOS at finite temperature depending on the in-medium particle-particle scattering cross sections. Interestingly, all of them are strongly affected by a complicated interplay of nuclear EOS and transport properties of hot and dense matter formed during heavy-ion reactions.

Indeed, many analyses of experimental data of different flow components carried by various particles in nuclear reactions induced by nucleons, light and heavy ions in a broad energy range from a few tens of MeV/nucleon to LHC energies using hydrodynamics and/or transport models have been very fruitful [4–17]. Nevertheless, many interesting issues remain to be investigated more thoroughly and systematically [18–21]. For example, in heavy-ion reactions at intermediate beam energies before QGP is expected to be formed, a longstanding issue is the interplay of stiffness of nuclear EOS (normally characterized by the incompressibility K of symmetric nuclear matter at saturation density ρ_0) and the in-medium baryon-baryon scattering cross sections (measured by the in-medium to free-space cross section ratio $X \equiv \sigma_{NN}^{med}/\sigma_{NN}^{free}$). There is a well-known $X - K$ degeneracy in describing flow observables, namely the same data can be equally well explained by varying either K or X within their currently known uncertain ranges, see, e.g., Refs. [24–35].

Presently, it is still not clear how this $X - K$ degen-

*Corresponding Author: Bao-An.Li@Tamuc.edu

†wenjiexie@yeah.net

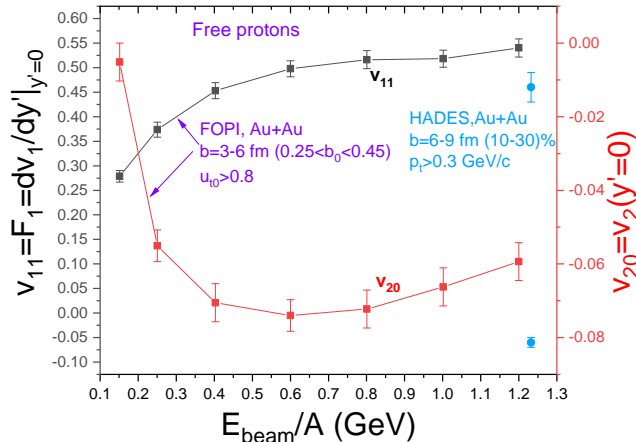


FIG. 1: Excitation functions of proton mid-rapidity slope of directed flow (left axis) and strength of elliptic flow (right axis) in mid-central Au+Au reactions from the FOPI Collaboration [22]. The results at a beam energy of 1.23 GeV/nucleon from the HADES Collaboration [23] with somewhat different centrality and transverse momentum cuts are also shown as a reference.

eracy (or relative importance of K and X) in describing nuclear collective flow evolves with the beam energy. Uncovering this evolution (checking if the $X - K$ degeneracy is broken) from Bayesian analyses of the proton flow excitation functions (shown in Fig. 1) measured by the FOPI Collaboration at GSI is the main purpose of this work. Among all flow data available in reactions with beam energies ranging from tens of MeV to several TeV per nucleon [18, 19, 23], the FOPI experiments measured proton directed and elliptic flows systematically in a broad beam energy range where the flow data show some very interesting features. In particular, the proton directed and elliptical flows are anti-correlated and have much larger magnitudes than reactions at higher beam energies available at RHIC and LHC. Digging out novel information about the EOS and transport properties of hot and dense hadronic matter from the FOPI data has been very appealing. While many analyses of the complete or partial FOPI data within various transport models have been done already, see, e.g., Refs. [22, 36–50], they are mostly forward-modelings in the traditional approaches. We report here results of our Bayesian analyses of the FOPI proton flow excitation function data. We found that not only the in-medium baryon-baryon scattering cross sections change from being smaller to larger than their free-space values, the stiffness of cold dense nuclear matter varies from being soft to stiff as the beam energy increases from 150 to 1200 MeV/nucleon, reflecting an overall hardening of nuclear matter as its density and temperature increase with beam energy.

The rest of the paper is organized as follows: in the next section we briefly summarize the IBUU modeling

and Bayesian analysis approach. In particular, we discuss how the single parameter K uniquely characterizes the stiffness (measured by the speed of sound) of dense nuclear matter with the momentum-independent Skyrme interaction used in the present work. In Section III, we present and discuss our results. In particular, in subsection III A, using the IBUU in the traditional approach we investigate the individual roles of the in-medium baryon-baryon scattering cross section and the stiffness of nuclear EOS on the evolution of proton directed and elliptical flow from mid-central Au+Au reactions with a beam energy from 150 MeV to 1200 MeV per nucleon. These data are then used as training and validating data for the GP emulator of the IBUU simulator. In subsection IV, we discuss results of our Bayesian inference of the evolution of the in-medium baryon-baryon scattering cross section and the stiffness of nuclear EOS. Finally, we summarize our work in Section V.

II. MAIN INGREDIENTS OF IBUU MODELING AND BAYESIAN INFERENCE

In our recent work in Ref. [51] within a comprehensive IBUU+GP+Bayesian framework, the PDFs of in-medium baryon-baryon scattering modification factor X and incompressibility K were inferred from HADES proton flow data [23] shown in Fig. 1 using a GP emulator for the IBUU transport model simulator [31, 52–54] employing a momentum-independent Skyrme interaction. A mean value of $X = 1.32^{+0.28}_{-0.40}$ and $K = 346^{+29}_{-31}$ MeV were found, indicating an enhanced in-medium baryon-baryon scattering cross sections with respect to their free-space values and a rather stiff nuclear EOS. In this work, using the same IBUU+GP+Bayesian approach we infer the PDFs of X and K as functions of beam energy from the FOPI excitation functions of proton directed and elliptical flow. For completeness and ease of our discussions below, we briefly recall here a few key elements of our approach. More details can be found in our previous publication [51]. To illustrate how the single parameter K in Skyrme energy density functionals can describe completely the stiffness of cold nuclear matter in a broad density range far above the saturation density ρ_0 without violating causality, we add new discussions here on the correlations among the curvature, skewness and kurtosis as well as the density dependence of speed of sound $C_S^2(\rho)$. The latter can be used to measure the overall stiffness of cold nuclear matter and it is uniquely characterized by K within the Skyrme energy density functionals.

A. EOS used in the IBUU simulator

The IBUU simulator has multiple choices for the baryon mean-field potential and in-medium baryon-baryon scattering cross sections [54]. Because of the lim-

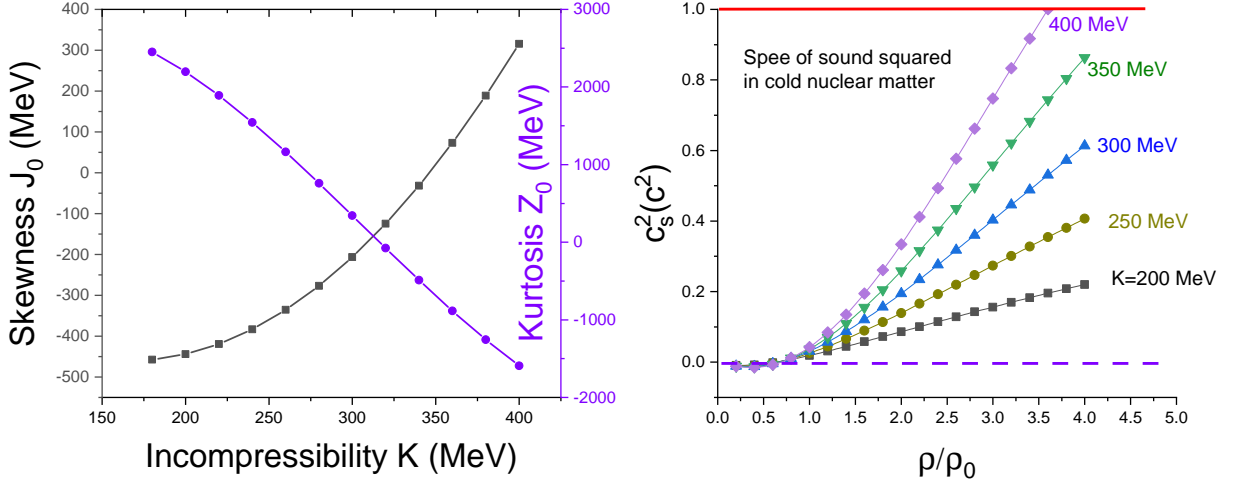


FIG. 2: Left: The skewness J_0 and kurtosis Z_0 as functions of incompressibility K . Right: the adiabatic speed of sound squared as a function of density with K between 200 and 400 MeV using the Skyrme energy density functions given in the text.

ited computing power we have and the task to generate the necessarily large data sets to train and test the GP emulator of the IBUU simulator, we use the following Skyrme-type momentum-independent potential for baryon q

$$V_q(\rho, \delta) = a(\rho/\rho_0) + b(\rho/\rho_0)^\sigma + V_{\text{asy}}^q(\rho, \delta) + V_{\text{Coulomb}}^q. \quad (2)$$

The $V_{\text{asy}}^q(\rho, \delta)$ is the baryon symmetry potential in asymmetric nuclear matter with isospin asymmetry δ . Here we adopt (corresponding to the F_3 in Eq. (3) of Ref. [55]) the following momentum-independent symmetry potential

$$V_{\text{asy}}^{n(p)} = \pm 2e_a(\rho/\rho_0)^{1/2}\delta - \frac{1}{2}e_a(\rho/\rho_0)^{1/2}\delta^2 \quad (3)$$

where $e_a \equiv E_{\text{sym}}(\rho_0) - (2^{2/3} - 1) \frac{3}{5} E_F^0$ with the symmetry energy $E_{\text{sym}}(\rho_0) = 32$ MeV and the Fermi energy $E_F^0 = 36$ MeV at ρ_0 . The \pm sign is for neutrons/protons, respectively, and V_{Coulomb}^q is the Coulomb potential for charged particles. The potentials of baryon resonances (Δ and N^*) are related to those of nucleons through the square of the Clebsch-Gordan coefficients in their decays to pion+nucleon processes [56].

The three parameters a , b and σ in Eq. (2) are determined by the saturation properties (binding energy of -16 MeV and vanishing pressure at $\rho_0 = 0.16 \text{ fm}^{-3}$) as well as a specific incompressibility K at ρ_0

$$K = 9\rho_0^2 [d^2 E_0(\rho)/d\rho^2]_{\rho_0} \quad (4)$$

where $E_0(\rho)$ is the energy per nucleon in cold symmetric nuclear matter at density ρ . More specifically, we have

[5, 31]

$$a = -29.81 - 46.90 \frac{K + 44.73}{K - 166.32} \text{ (MeV)}, \quad (5)$$

$$b = 23.45 \frac{K + 255.78}{K - 166.32} \text{ (MeV)}, \quad (6)$$

$$\sigma = \frac{K + 44.73}{211.05}. \quad (7)$$

Thus, once the single free parameter K characterizing the EOS is specified, the entire density dependence of the EOS is determined. For example, the skewness and kurtosis at ρ_0

$$J_0 = 27\rho_0^3 [d^3 E_0(\rho)/d\rho^3]_{\rho_0} \text{ and } Z_0 = 81\rho_0^4 [d^4 E_0(\rho)/d\rho^4]_{\rho_0} \quad (8)$$

are then also determined completely. For an illustration, they are shown in the left panel of Fig. 2 as functions of K . It is seen that while the K and J_0 are positively correlated, the K and Z_0 are anti-correlated. While in calculating J_0 and Z_0 the high-order derivatives of $E_0(\rho)$ are also taken at ρ_0 , they actually characterize the density dependence of $E_0(\rho)$ at both sub-saturation and supra-saturation densities significantly away from ρ_0 .

At an arbitrary density ρ , the skewness and kurtosis can be written respectively as

$$J_\rho = 27 \left[\frac{8}{45} E_F^0 \left(\frac{\rho}{\rho_0} \right)^{2/3} + \frac{b\sigma(\sigma-1)(\sigma-2)}{1+\sigma} \left(\frac{\rho}{\rho_0} \right)^\sigma \right], \quad (9)$$

$$Z_\rho = 81 \left[-\frac{56}{135} E_F^0 \left(\frac{\rho}{\rho_0} \right)^{2/3} + \frac{b\sigma(\sigma-1)(\sigma-2)(\sigma-3)}{1+\sigma} \left(\frac{\rho}{\rho_0} \right)^\sigma \right]. \quad (10)$$

They characterize the strength (via the parameter b) and density dependence (via the parameter σ) of the effective

three-body force independently of the two-body force (via the parameter a). Analytically, since all three parameters (a , b and σ) are completely determined once the K parameter is specified at ρ_0 , the high-density stiffness of nuclear matter affected by both J_ρ and Z_ρ is then also determined. The density dependence of the overall stiffness of symmetric nuclear matter at zero temperature can be measured by its adiabatic speed of sound squared (SSS) in unit of c^2 [57–59]

$$C_S^2 = \frac{dP/d\rho}{M_N + E(\rho) + P/\rho}. \quad (11)$$

For the Skyrme interactions considered, we have the energy per nucleon

$$E(\rho) = \frac{3}{5}E_F^0\left(\frac{\rho}{\rho_0}\right)^{2/3} + \frac{a}{2}\frac{\rho}{\rho_0} + \frac{b}{1+\sigma}\left(\frac{\rho}{\rho_0}\right)^\sigma, \quad (12)$$

and the ratio of pressure over density

$$\frac{P}{\rho} = \frac{2}{5}E_F^0\left(\frac{\rho}{\rho_0}\right)^{2/3} + \frac{a}{2}\frac{\rho}{\rho_0} + \frac{b\sigma}{1+\sigma}\left(\frac{\rho}{\rho_0}\right)^\sigma. \quad (13)$$

Shown in the right panel of Fig. 2 is the density dependence of $C_S^2(\rho)$ for the incompressibility K between 200 and 400 MeV. For a given K value, the C_S^2 continuously increase in the whole density range considered. Even with an extremely large K value of 400 MeV, the C_S^2 remains less than 1 (indicating that the dense matter remains causal) up to the maximum density of about $3.5\rho_0$ reached in central Au+Au reactions at a beam energy of about 1200 MeV/nucleon. In short, the evolution of the stiffness of nuclear matter with increasing density is completely determined by K although the latter is mathematically defined as the energy curvature at ρ_0 . Namely, using the single parameter K is enough to characterize accurately the stiffness of entire Skyrme EOS in a broad density range. We also notice by passing that the $C_S^2(\rho)$ becomes slightly negative at sub-saturation densities below about $0.5\rho_0$ with some of the K values as indicated in Fig. 2. It indicates the onset of spinodal decomposition due to the mechanical instability of dilute nuclear matter [60, 61], see the detailed discussions in Ref. [62] using the same Skyrme interactions given above.

It is worth noting that in an earlier study involving one of us in Ref. [63] on the speed of sound in hot and dense matter formed in heavy-ion reactions, it was found that the SSS is dominated by contributions of both symmetric nuclear matter EOS discussed above and the kinetic pressure. The latter depends on the temperature that is strongly affected by the in-medium baryon-baryon scattering cross sections during heavy-ion reactions. On the other hand, the symmetry energy contribution is negligible at densities less than about $3\rho_0$ mostly because the isospin asymmetry reached is very small. In simulating intermediate energy heavy-ion reactions, the stiffness of hot and dense matter formed during the reactions is thus expected to be mostly determined by the parameters K and X .

B. The prior ranges of model parameters X and K

We use broad prior ranges of $X = 0.3 \sim 2$ and $K = 180 \sim 400$ MeV based on the following consideration:

1. It is well known that the momentum-dependence of nuclear potential affects nuclear collective flow in heavy-ion collisions, see, e.g., Refs. [64–69]. Nevertheless, the same flow data and generally all observables can be equally well described by using a smaller K with momentum dependence or a larger K without it, see, e.g., Ref. [70] for a review. Namely, there is a degeneracy between the repulsive density-dependent force (e.g., three-body force) and the repulsive momentum-dependent nucleon optical potential. Since we do not use the momentum-dependent potential in the present study, it is necessary to generate randomly with an equal probability K values within a large range. The prior range of 180 – 400 MeV for K is consistent with available information in the literature. Nevertheless, we caution that part of the stiffness of dense matter extracted in our analyses here may come from the increasingly more repulsive single-particle potential due to its momentum dependence.
2. The parameter X measures medium effects on baryon-baryon scatterings. Instead of introducing more parameters to distinguish possibly different medium effects for elastic and inelastic scatterings and their energy dependence, we use the parameter X to modify all free-space experimental nucleon-nucleon scattering cross sections used as default in the original IBUU code. As discussed in more detail in Ref. [51], nuclear medium can affect the X value through several factors [71, 72]: e.g., (1) effective masses of baryons due to the momentum dependence of their mean-field potentials [73–75], (2) the interaction matrix element itself due to, e.g., off-shell or collectivity of exchanged mesons [24, 76–78], (3) the Pauli blocking of both intermediate and final states [79], (4) technical issues in modeling baryon-baryon scatterings in transport models [80]. Presently, there is no community consensus on the in-medium cross sections. While some calculations predicted $X \leq 1$ with some density dependence, others have shown that X can be much larger than 1. For example, considering the pion collectivity in dense matter in evaluating the in-medium interaction matrix element, inelastic nucleon-nucleon cross sections in dense medium were found to increase significantly with respect to their free-space values [24]. Practically, with few exceptions (e.g., Ref. [81]), many previous studies have found strong indications for $X \leq 1$ from analyzing the collective flow and nuclear stopping power of heavy-ion collisions at beam energies below about 800 MeV/nucleon, see, e.g., Refs. [46, 47] and references therein. Here,

without any presumption about any density dependence of X by generating randomly X between 0.3 and 2.0 uniformly, we investigate how the poster PDF of X evolves from Bayesian analyses of the FOPI excitation functions of proton directed and elliptical flow.

We notice that to be computationally efficient, it is not necessary to use exactly the same prior ranges at all beam energies. However, this has to be found out first by trials. For example, at low beam energies, the required X and K values to reproduce the flow data within, e.g., 1σ errors, are not as higher as those necessary at high-energies. As we shall show and discuss in more detail, to minimize the biases we started from using the same prior ranges at all beam energies. At the end, it was sufficient to use $X = 0.3 \sim 1.5$ and $K = 180\text{--}380$ MeV at $E_{beam}/A = 150$ MeV and all other reactions with $X = 0.5 \sim 2.0$ and $K = 180\text{--}400$ MeV. Of course, knowing the IBUU predictions relative to the data after the present calculations, future studies may use reduced prior ranges for both X and K . We also emphasize that interpretations of posterior PDFs from our Bayesian analyses have to be done with respect to the uniform prior PDFs used in the ranges given above.

C. Gaussian Process emulation of proton directed and elliptical flow predicted by the IBUU simulator

Since multi-million Markov chain Monte Carlo (MCMC) steps are needed in the Bayesian analyses of the flow data at each beam energy, we use here the widely used GP emulator with the Squared Exponential (SE) covariance function [82]. To train and validate it, large sets of IBUU simulations have to be carried out first. Specifically, we generated 120 sets of X and K values on the Latin Hyperlattice [83] at each beam energy. More specifically, at a beam energy of 150 MeV/nucleon, X is taken between 0.3 and 1.5 and K between 180 and 380 MeV. As noticed earlier, the prior ranges for X and K at this beam energy are slightly smaller and with lower values compared to higher energies. The standard validation methods [84–88] as done in our previous work [51] are used in testing the GP accuracy.

In generating the IBUU training and testing data, for each set of the X and K parameters we use 200 testparticles/nucleon and generate randomly 100 impact parameters b with the probability density $P(b) \propto b$ between $b=3$ fm and 6 fm. This range corresponds to approximately the FOPI centrality range for the reduced impact parameter $b_0 \equiv b/b_{\max}$ between 0.25 and 0.45 where b_{\max} is the maximum value of b for Au+Au reactions [22]. Thus, for each X and K parameter set, 20,000 quasi-independent IBUU events of Au+Au collisions are used in calculating the proton directed and elliptical flow in each step of MCMC process in our Bayesian analyses. We notice that the FOPI Collaboration has published their results

for different centrality bins with various cuts on the transverse momentum for protons and several light ions. In this work, we focus on analyzing their data for free protons shown in Fig.1 (taken from Fig. 14 for directed flow and Fig. 29 for elliptical flow in Ref. [22]) in the centrality and transverse momentum bins where the proton flows are the strongest.

D. IBUU+GP+Bayesian statistical framework

For completeness and introducing the terminologies, we recall here the Bayesian theorem

$$P(\mathcal{M}|D) = \frac{P(D|\mathcal{M})P(\mathcal{M})}{\int P(D|\mathcal{M})P(\mathcal{M})d\mathcal{M}}, \quad (14)$$

where the denominator is a normalization constant. The $P(\mathcal{M}|D)$ represents the posterior PDF of the model \mathcal{M} given the data set D . The $P(D|\mathcal{M})$ is the likelihood function obtained by comparing predictions of the model \mathcal{M} with the data D , while the $P(\mathcal{M})$ is the prior PDF of the model \mathcal{M} . In the present study, \mathcal{M} represents the model parameters X and K , and D represents the proton directed flow (v_{11}) and elliptical flow (v_{20}) data from the FOPI Collaboration. We use the standard Gaussian likelihood function and uniform prior PDFs for X and K , see Ref. [51] for more details.

In our MCMC sampling of posterior PDFs we use the Metropolis-Hastings algorithm. The running averages of model parameters and the $-\text{Log}(\text{Likelihood Function})$ as functions of MCMC steps are used to check if and when the MCMC has reached the equilibrium stage before we start accumulating posterior data. We shall present results from analyzing combined 10 independent MCMC walkers after each has gone through 1 million post burn-in steps. As normally done in the literature, besides analyzing the two-dimensional (2D) poster PDFs (also referred as correlations), we study the so-called marginalized one-dimensional poster PDFs by integrating the 2D PDFs over one of the two model parameters X and K .

III. IBUU FORWARD MODELING OF HEAVY-ION REACTIONS

In this section, we first report and discuss typical results of IBUU model predictions for compression and proton flow in heavy-ion reactions at intermediate energies. Using two examples, we illustrate respective effects of the X and K parameters on compression as well as proton directed and elliptical flow in mid-central Au+Au reactions at a beam energy of 150 and 1000 MeV/nucleon, respectively.

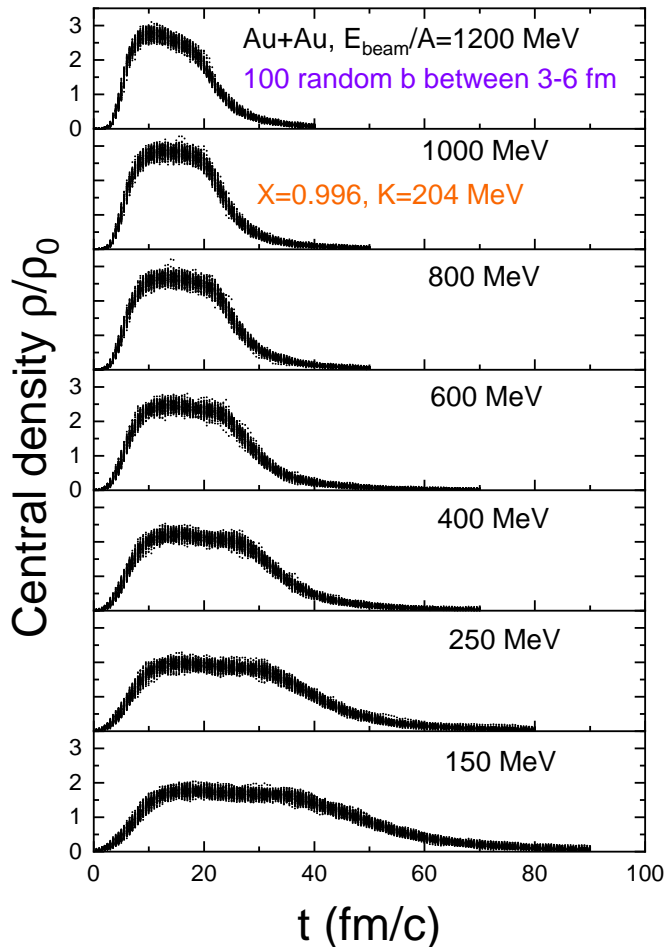


FIG. 3: Evolution of central baryon density during mid-central Au+Au reactions at beam energies between 150 to 1200 MeV/nucleon using a typically soft EOS ($K=204$ MeV) and approximately free-space baryon-baryon scattering cross sections ($X \approx 1$). At each instant, each dot represents the result of a specific impact parameter randomly generated between 3 and 6 fm.

A. X and K effects on compression in mid-central Au+Au reactions from 150 to 1200 MeV/nucleon

For studying the beam energy dependence of collective flow, it is useful to know firstly how the central density evolves. For this purpose, shown in Fig. 3 are the evolution of central baryon density during mid-central Au+Au reactions at beam energies between 150 to 1200 MeV/nucleon using a typically soft EOS ($K=204$ MeV) and approximately free-space baryon-baryon scattering cross sections ($X \approx 1$). As we have carried out simulations for 120 sets of random combinations of X and K for each beam energy E_{beam}/A , we purposely selected this particular $X - K$ combination for an illustration. At each instant t , each one of the 100 dots represents the result of a specific impact parameter randomly generated between 3 and 6 fm. As expected, as the beam

energy increases the maximum central density increases from about $1.7\rho_0$ at $E_{beam}/A=150$ MeV to about $2.7\rho_0$ at $E_{beam}/A=1200$ while its duration decreases gradually from about 30 to 15 fm/c.

To evaluate individual effects of X and K on compression with respect to that due to the change of impact parameter within the centrality bin of 3-6 fm in the FOPI data used, selected from results using 120 sets of random $X - K$ combinations we compare in Fig. 4 the time evolutions of central densities in the Au+Au reactions at $E_{beam}/A=150$ MeV and 1000 MeV, respectively. In the two panels on the left, we selected the combinations of set-1 with $X = 0.59$ and $K = 306$ (black) while set-2 with $X = 1.31$ and $K = 307$ (red), respectively. They have approximately the same incompressibility (stiff) K but their in-medium cross sections are different by about a factor of two. For a clear illustration, the x-axis (time t) of set-1 is shifted by 10 fm/c. It is seen that central density has little obvious difference at $E_{beam}/A=150$ MeV in the two cases. While at $E_{beam}/A=1200$ MeV, doubling X leads to an appreciably higher compression. Similarly, shown in the two right panels are the results of using set-3 with $X = 0.62$ and $K = 236$ (blue) while set-4 with $X = 0.63$ and $K = 347$ (green), respectively. They have approximately the same X but different incompressibilities corresponding to a typically soft EOS and stiff one, respectively. It is seen that at both beam energies the softer EOS leads to a higher central density as one expects. We notice that for the examples considered, the variations of the central density by varying the X and K values separately are compatible or smaller than the change due to the variation of the impact parameter between 3 and 6 fm (vertical width of the band).

B. X and K effects on proton collective flow

While the X parameter has little effect on the evolution of the central density, as we shall show next, it does have significant effects on both directed and elliptical flows of free protons. First, let's recall some definitions and kinematics cuts used by the FOPI Collaboration in their data analyses. The first (v_1) and second (v_2) coefficients of the Fourier decomposition of particle azimuthal angle distribution $\frac{2\pi}{N} \frac{dN}{d\phi} = 1 + 2 \sum_{n=1}^{\infty} v_n \cos[n(\phi)]$ are normally used to measure the strength of the so-called directed (transverse) and elliptical flow [1–3], respectively. Their values (differential flows) at rapidity y and transverse momentum p_t can be evaluated from $v_1(y, p_t) = \langle \cos(\phi) \rangle (y, p_t) = \frac{1}{n} \sum_{i=1}^n \frac{p_{ix}}{p_{it}}$ and $v_2(y, p_t) = \langle \cos(2\phi) \rangle (y, p_t) = \frac{1}{n} \sum_{i=1}^n \frac{p_{ix}^2 - p_{iy}^2}{p_{it}^2}$, where p_{ix} and p_{iy} are the x- and y-component of the i^{th} particle momentum, respectively. In our setup of the simulations, the reaction plane is in the $x - o - z$ plane. Often, analyses are done in the center of mass (cm) frame of the two colliding nuclei and one uses nucleon's reduced rapidity $y' \equiv y/y_{pro}$ where y_{pro} is the projectile rapidity in

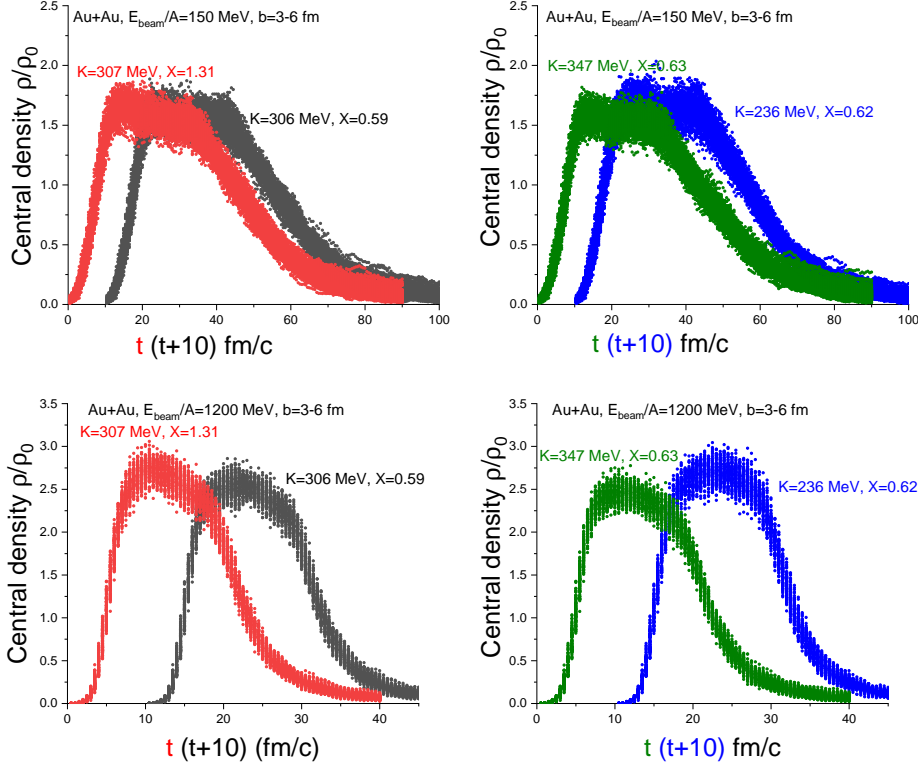


FIG. 4: Time evolutions of central baryon densities in mid-central Au+Au reactions at $E_{beam}/A=150$ MeV and 1000 MeV, respectively, using the four combinations of $X - K$ indicated.

the cm frame. Moreover, the FOPI Collaboration used the reduced transverse momentum $u_{t0} \equiv u_t/u_{pro}$ where $u_t = \beta_t \gamma$ with respect to the speed of the projectile $u_{pro} = \beta_{pro} \gamma_{pro}$ where $\gamma = 1/\sqrt{1-\beta^2}$ [22]. We use the FOPI data obtained with the cut $u_{t0} \geq 0.8$ on transverse momentum. Moreover, the strength of directed flow is measured by using the slope $v_{11} = F_1 \equiv dv_1/dy'|_{y'=0}$ of proton directed flow v_1 at mid-rapidity. Similarly, the v_2 at mid-rapidity $v_{20} \equiv v_2(y'=0, u_{t0} \geq 0.8)$ is used to measure the strength of elliptical flow.

In practice, in the FOPI data analyses their $v_1(y', u_{t0} \geq 0.8)$ data was fitted with an odd polynomial of y' and the coefficient v_{11} of its first term is taken as a measure of the strength of directed flow. It is equivalent to the slope F_1 of $v_1(y', u_{t0} \geq 0.8)$ with respect to rapidity at $y' = 0$. For an easy automation necessary in our larger number of calculations, we approximated the slope at $y' = 0$ with the average slope within $|y'| \leq 0.2$. As shown in Fig. 5, the slope is not sensitive to the bin size used as long as $|y'| \leq 0.5$. Similarly, the FOPI Collaboration used an even polynomial of y' to fit their $v_2(y', u_{t0} \geq 0.8)$ data and the constant term v_{20} is taken to measure the strength of proton elliptic flow at mid-rapidity. We estimated it by taking the average of $v_2(y', u_{t0} \geq 0.8)$ within $|y'| \leq 0.2$. An inspection of the rapidity dependence $v_2(y', u_{t0} \geq 0.8)$ of the FOPI data in Ref. [22] indicates that such an estimation is accurate

enough for the purpose of this work. It is also necessary to note that in all of our calculations, we identify free nucleons as those with local densities less than $\rho_0/8$ in the final state of the reaction.

Fig. 5 demonstrates effects of X (upper panels) and K (lower panels) on the directed flow $v_1(y')$ and elliptical flow $v_{20}(p_t)$ at mid-rapidity for free protons in mid-central Au+Au reactions at a beam energy of 150 and 1200 MeV/nucleon, respectively, from the IBUU calculations using the 4 sets of X and K parameters indicated in the plots and also used in Fig. 4. It is seen that both X and K affect significantly the directed and elliptical flow. Particularly, although the parameter X has little effects on the evolution of central baryon density as discussed earlier, it affects significantly both directed and elliptical flows of protons. This is partially because it affects the temperature and density gradient obtained during heavy-ion reactions. While we have not studied thermalization in this work, an earlier work involving one of us [74] using IBUU has shown clearly strong effects of X on thermalization and stopping power in heavy-ion reactions.

It is evident that both X and K have opposite effects on $v_1(y')$ and $v_{20}(p_t)$ at mid-rapidity for protons with $u_{t0} \geq 0.8$. It is consistent with the feature of both the HADES data [23] and the FOPI data that the v_{11} and v_{20} are anti-correlated as shown in Fig. 1. As mentioned in our earlier work [51] analyzing the HADES data [23],

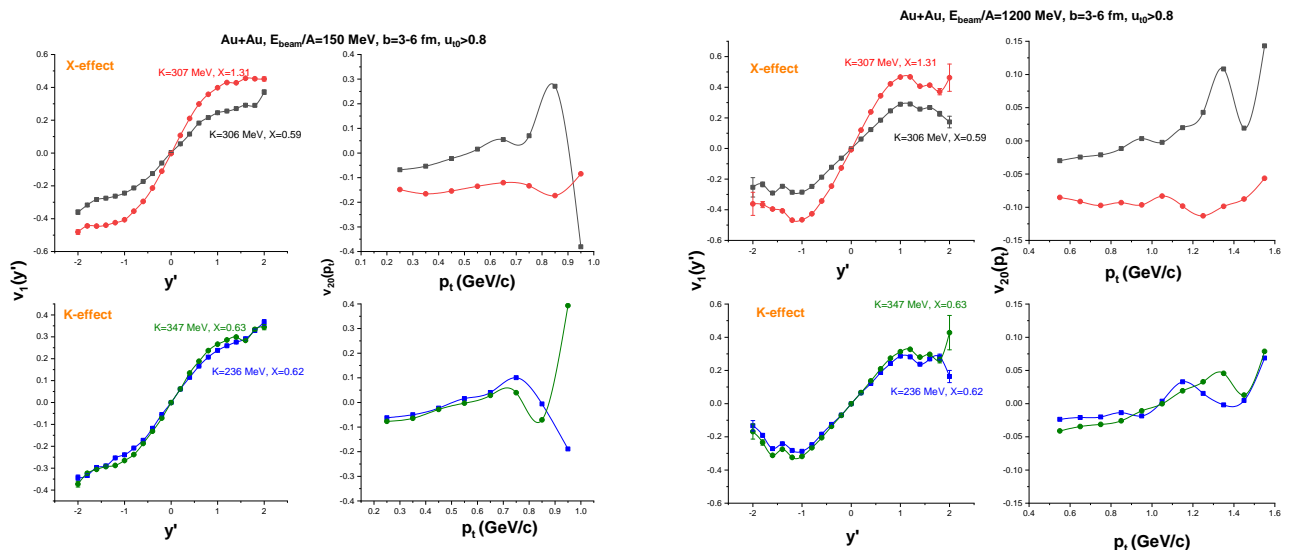


FIG. 5: Effects of X (upper panels) and K (lower panels) on the directed flow $v_1(y')$ and elliptical flow $v_{20}(p_t)$ at mid-rapidity for free protons with $u_{t0} \geq 0.8$ in mid-central Au+Au reactions at a beam energy of 150 and 1200 MeV/nucleon, respectively.

the anti-correlation between v_{11} and v_{20} is at least partially due to the conservation of total transverse momentum of the reaction. The differential transverse $v_1(y', p_t)$ and elliptical $v_2(y', p_t)$ flows measure nucleon collective motions in different kinematic regions. Therefore, they provide complementary information and together they constrain more tightly model parameters involved. It is known that high p_t particles dominate the p_t -integrated transverse flow $v_1(y')$ around both mid-rapidity and projectile/target rapidities [89]. Although there are only few high p_t particles compared to mostly thermalized (isotropic) low p_t particles, the large $\langle p_x \rangle$ of these high p_t particles make dominating contributions to the transverse flow $v_1(y', p_t)$ especially around the interface of participant and spectator nucleons near projectile/target rapidities. However, the total transverse momentum of the reaction is conserved. The $u_{t0} \geq 0.8$ cut on the transverse momentum used by the FOPI Collaborations severely limits the total transverse momentum of each particle considered for the flow analyses here. The p_x of mid-rapidity high p_t particles is thus smaller compared to p_y when the v_{11} is high. Consequently, the $v_2(p_t)$ at mid-rapidity for high p_t particles would become more negative as the v_{11} increases by increasing either X and/or K . We shall examine more directly the anti-correlation between v_{11} and v_{20} in subsection III D.

We notice that with the 4 selected sets of X and K parameters, we can not make a fair comparison of their effects as they are not varied by the same percentage. As we shall show next, a more meaningful comparison of their relative effects will be done by using all 120 sets of X and K parameters varied in their entire prior uncertain ranges. It is also seen that at high transverse momentum, the $v_{20}(p_t)$ has large statistical fluctuations especially at $E_{beam}/A=150$ MeV as there are very few

such high-momentum nucleons. Nevertheless, the FOPI data for $v_{20} \equiv v_2(y' = 0, u_{t0} \geq 0.8)$ that we shall use in the Bayesian analysis is the integrated strength of elliptical flow from integrating $v_{20}(p_t)$ over all high momentum protons with $u_{t0} \geq 0.8$. Such quantity has reduced statistical fluctuations.

C. Training data for the GP emulator of IBUU

We performed IBUU simulations with 120 sets of X and K parameters generated randomly on the Latin hyperlattice within their prior ranges discussed earlier for the mid-central Au+Au reactions at each beam energy between 150 and 1200 MeV/nucleon. As two examples, shown in Fig. 6 and Fig. 7 are 3-dimensional scatter plots of v_{11} and v_{20} as functions of X and K with $E_{beam}/A = 150$ MeV and 1000 MeV, respectively. To see more clearly individual effects of X and K , the results are projected to the respective 2-dimensional planes as shown with the blue and green dots, respectively. In all cases we studied, both v_{11} and v_{20} are more strongly correlated with X than K as indicated by the rather narrow bands of green dots and the pretty widely scattered blue dots. It is also seen that the v_{20} is more strongly correlated with K than v_{11} . Consequently, for a given pair of v_{11} and v_{20} data within their error bars, an approximately unique value of X can be determined with some quantified uncertainty. However, multiple K values may exist to give approximately the same v_{11} and v_{20} values especially at lower beam energies. Thus, even if the in-medium baryon-baryon scattering cross sections are well determined, it is still very challenging to determine the stiffness parameter K using the observables considered here.

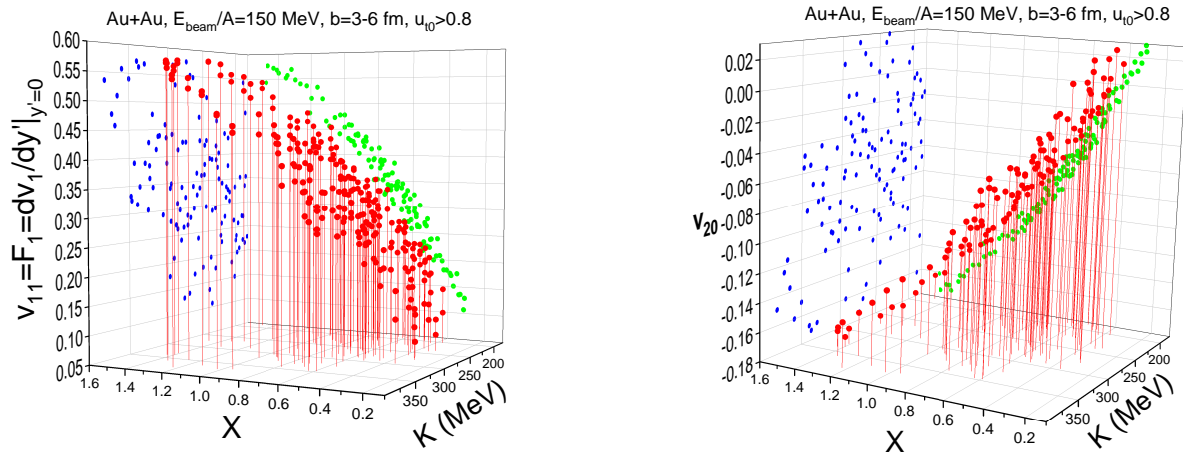


FIG. 6: Left: IBUU predictions for the proton directed flow strength $v_{11} = F_1$ with 120 sets of X and K parameters for the mid-central Au+Au reactions at a beam energy of 150 MeV/nucleon. Right: The strength of proton elliptical flow v_{20} at mid-rapidity from the same sets of IBUU calculations. The blue and green dots are projections to the respective 2-dimensional planes.

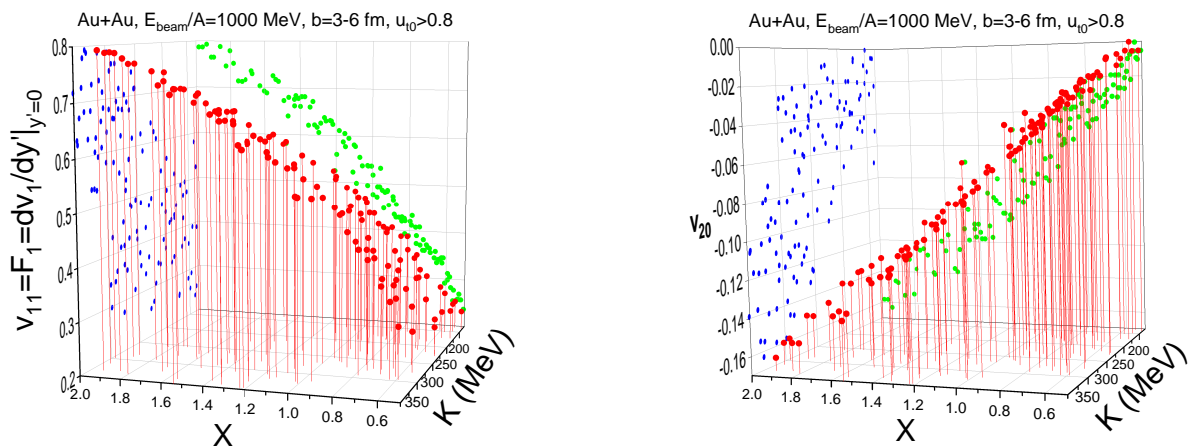


FIG. 7: The same as in Fig. 6 but at a beam energy of 1000 MeV/nucleon.

Considering all v_{11} and v_{20} data available in heavy-ion reactions at different beam energies, to our best knowledge, there is no physics reason to expect a constant K as the stiffness of hot and dense matter formed is changing with the conditions of these reactions. In our opinion, this result is not an indication of any drawback of the Skyrme energy density function in which the single parameter K describes the stiffness of cold nuclear matter in the entire density range. We emphasize that reactions at different beam energies probe stiffness of hot and dense matter at different densities and temperatures. The parameter K inferred from relatively low-energy heavy-ion reactions reflects effects of the incompressibility around ρ_0 , while its values obtained from relatively high-energy heavy-ion reactions reflect the high-

density stiffness of cold dense matter characterized by the skewness J_0 and kurtosis Z_0 parameters as shown in Fig. 2. Thus, it is only meaningful to compare the parameter K from relatively low-energy heavy-ion reactions with the incompressibility K_0 from collective oscillation modes (e.g., giant resonances) or structures of heavy nuclei. Of course, in a relatively high-energy high-energy collisions, the varying stiffness of nuclear matter in the whole density region may play important roles. It is thus useful to investigate how the stiffness of nuclear matter may evolve with density and temperature by analyzing the flow excitation functions. In this regard, the FOPI data is invaluable.

Going beyond the Skyrme energy density functional with or without considering the momentum-dependence

of single particle potentials, it is possible to vary independently the EOS parameters relevant at saturation (e.g., K_0) and supra-saturation (e.g., J_0 and Z_0) densities, respectively. This can be done by using, e.g., a meta-model EOS [90, 91] by parameterizing the $E_0(\rho)$ using at least three independent variables (K_0 , J_0 and Z_0), or piecewise polytropes for several connected density regions [92], similar to many studies on neutron stars, see, e.g., Ref. [93] for a review. While these approaches allow constraints on the presumably independent parameters characterizing explicitly the stiffness of nuclear matter at different densities, they have their own challenges and limitations. For example, in the case of using a meta-model EOS, we have carried out a Bayesian analysis [94] of the pressure of cold nuclear matter in the density range of about $1.3\rho_0$ to $4.5\rho_0$ from transport model analyses of kaon production and nuclear collective flow in relativistic heavy-ion collisions [9, 95]. It was found that the posterior PDFs of J_0 and Z_0 depend strongly on the prior range and PDF of K_0 adopted. In the case of using the piecewise polytropes, to our best knowledge, no analysis has been done for heavy-ion reactions. However, it is known in the literature from studying neutron stars that there is little or no direct information in setting the prior range and PDF of parameters describing the high-density segments of the polytropic EOS. In fact, they sequentially depend on the prior range and PDF of the EOS parameters around ρ_0 . These analyses also often require a lot more than two parameters, thus training and validating emulators in larger multi-dimensional parameter space as well as significantly more computing time for Bayesian analyses are necessary.

We are making progress in using a meta-model EOS in analyzing the same heavy-ion reaction data, and the results will be reported elsewhere. Besides having their own important scientific merits, results of our work reported here using the Skyrme energy density functional provide a useful reference or guidance for future studies with other EOSs.

D. Anti-correlations between directed and elliptical flow of free protons

To evaluate more quantitatively the (anti-)correlations of v_{11} and v_{20} as well as their maximum values reachable by varying X and K within their prior uncertainty ranges, shown in Fig. 8 is a compilation of v_{20} versus v_{11} at beam energies from 150 to 1200 MeV/nucleon. Generally, as the v_{11} increases, the v_{20} decrease gradually, reflecting a strong anti-correlation between them. It is also seen that the maximum value of v_{11} first increases with beam energy then saturates at around 0.8 when E_{beam} becomes higher than about 400 MeV/nucleon. On the other hand, the magnitude (absolute value) of v_{20} shows a stronger dependence on the beam energy. Its maximum magnitude first increases to about 0.243 at a beam energy of about 250 MeV/nucleon, then decreases with

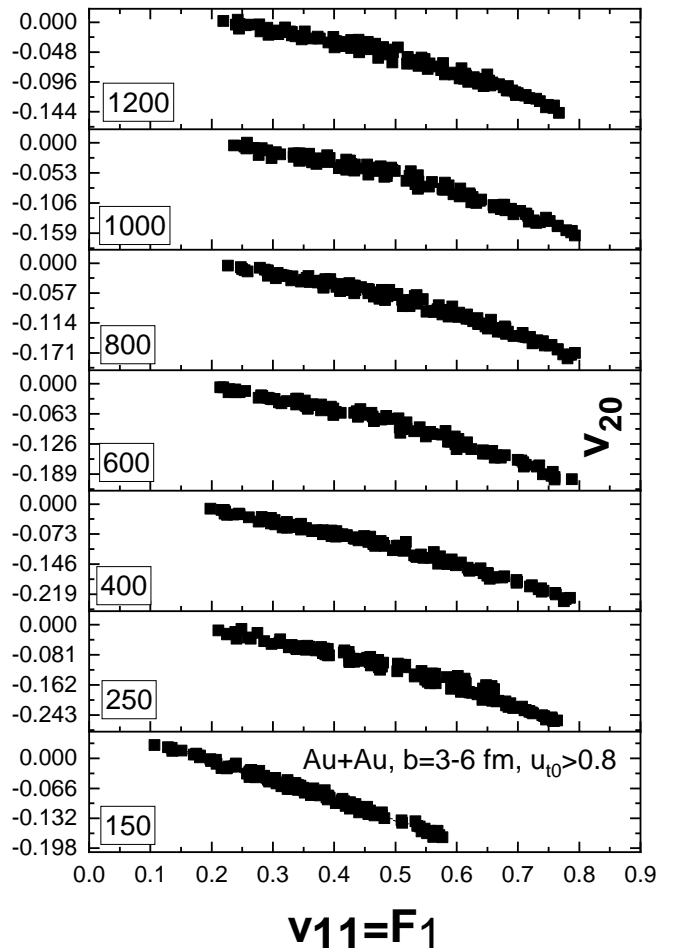


FIG. 8: Anti-correlation between v_{20} and $v_{11} = F_1$ for free protons in mid-central Au+Au collisions at beam energies from 150 to 1200 MeV/nucleon.

increasing beam energy. These features are consistent with those of the FOPI data shown in Fig. 1.

A more clear and quantitative comparison of v_{11} versus v_{20} on the same scale is given in Fig. 9. To avoid overlapping, only results of 4 beam energies are shown. As shown in Fig. 6, at 150 MeV/nucleon beam energy, the v_{20} can be as high as +0.03 obtained with small X and K values. On the other hand, at the same beam energy of 150 MeV/nucleon with large X and K values, v_{20} can be as low as -0.18 . While for v_{11} , its maximum value increases from about 0.6 at 150 MeV/nucleon to about 0.8 at 400 MeV/nucleon, then saturates. At beam energies above about 250 MeV/nucleon, the v_{20} is always negative and its correlation with v_{11} becomes weaker. Above about 800 MeV/nucleon beam energy, the results with different beam energies largely overlap, indicating a rather weak beam energy dependence of both v_{20} and v_{11} with these high beam energies.

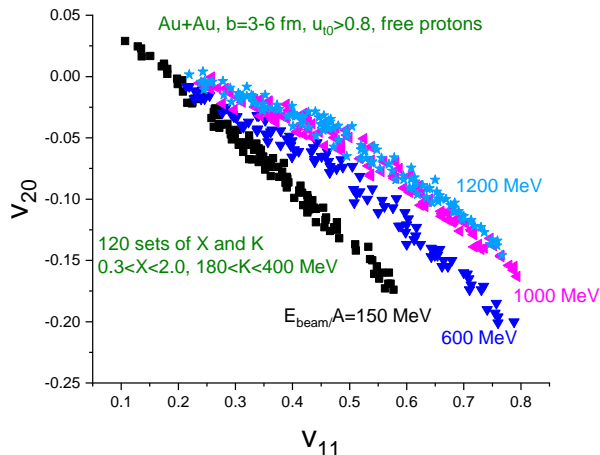


FIG. 9: Anti-correlation between v_{20} and $v_{11} = F_1$ for protons at the selected beam energies.

E. Validations of GP emulations of IBUU prediction of proton flows

One method to validate the GP emulator is to directly compare the emulation results with simulator predictions with model parameters that are not used in the training of the emulator. The degree of agreement can be measured quantitatively by using the mean squared errors (MSE) or visually by plotting the results of simulations versus those from emulations. As in our previous work [51] in Bayesian analyses of the HADES data, we have carried out such tests at each beam energy in analyzing here the FOPI data. As examples, shown in Fig. 10 are comparisons of GP emulations of IBUU predictions for v_{11} (left) and v_{20} (it is equal to the plotted value-1 for ease of presentation) (right) for the mid-central Au+Au reactions at beam energies from 150 to 1200 MeV/nucleon. The GP emulations and IBUU predictions would be equal if they fall on the $y = x$ lines (green). Generally speaking, the trained GP emulators can reproduce the independent IBUU predictions very nicely for all beam energies considered.

To be more quantitative, we also indicated the MSE values in the plots. The MSE between the GP output $O_{GP,i}$ and the IBUU prediction $O_{IBUU,i}$ for the observable $O = v_{11}$ or v_{20} is defined as

$$\text{MSE} = \frac{1}{n} \sum_{i=1}^n (O_{GP,i} - O_{IBUU,i})^2 \quad (15)$$

where $n=60$ is the number of tests made for this presentation using another 60 IBUU calculations as the training data set. It is seen that the MSE values for both v_{11} and v_{20} are all very small. We notice that the MSE for v_{20} is about 10 times larger than that for v_{11} , indicating the intrinsic difficulties in emulating the generally small second-order proton flow. Nevertheless, comparing the

$\sqrt{\text{MSE}}$ values with the mean values of v_{11} and v_{20} emulated in the whole ranges of X and K parameters, the relative accuracies of the GP emulations are all reasonably good.

In this example of testing, a 50/50 split of the 120 sets of IBUU predictions is used for training/validating the emulators. The overall rather good agreements between results from the GP emulator and IBUU simulator give us the confidence that our GP emulators are accurate. Depending on how quickly and easily one can generate training/validating data, there is really no hard and fast rule on the optimal training/validating split ratio [97, 98]. To take complete advantage of our time-consuming IBUU calculations, in our final Bayesian analyses after extensive tests we use all 120 sets of IBUU calculations at each beam energy in training our GP emulators. Thus, the actual accuracies of GP emulators used in our final analyses are expected to be better than those shown in Fig. 10.

IV. BAYESIAN INFERENCE OF POSTERIOR PDFS OF X AND K AS WELL AS THEIR CORRELATIONS AND BEAM ENERGY DEPENDENCE

Here we present and discuss results of our Bayesian analyses of the FOPI proton flow excitation functions shown in Fig. 1. We first give three typical examples of PDFs before presenting their beam energy dependence.

A. Typical posterior PDFs of X and K and their correlations

As representatives, shown in the upper panels of Fig. 11, 12, and Fig. 13 are the $X-K$ correlations (heat maps, also referred as 2D PDFs) and their profiles (on the upper and right sides) along the constant X or K lines indicated from our Bayesian analyses of the FOPI data at a beam energy of 150, 250 and 1000 MeV/nucleon, respectively. The corresponding posterior 1D PDFs (solid) of X and K together with their prior PDFs (dashed rectangles) are shown in the lower panels of each figure. We present the normalized 1D posterior PDFs to make meaningful comparisons with their uniform prior PDFs. The following observations are worth emphasizing:

1. With respect to the uniform prior PDF of X , there are strong indications that the FOPI data favor a reduced in-medium baryon-baryon scattering cross sections especially at both 150 MeV/nucleon and 250 MeV/nucleon. In particular, the profile of X of the 2D PDFs along the blue lines with constant K values where the PDF(K) has a local or global maximum (most probable value), or more generally and consistently the 1D PDF(X), peaks around 0.7 at both $E_{beam}/A=150$ and 250 MeV, indicating

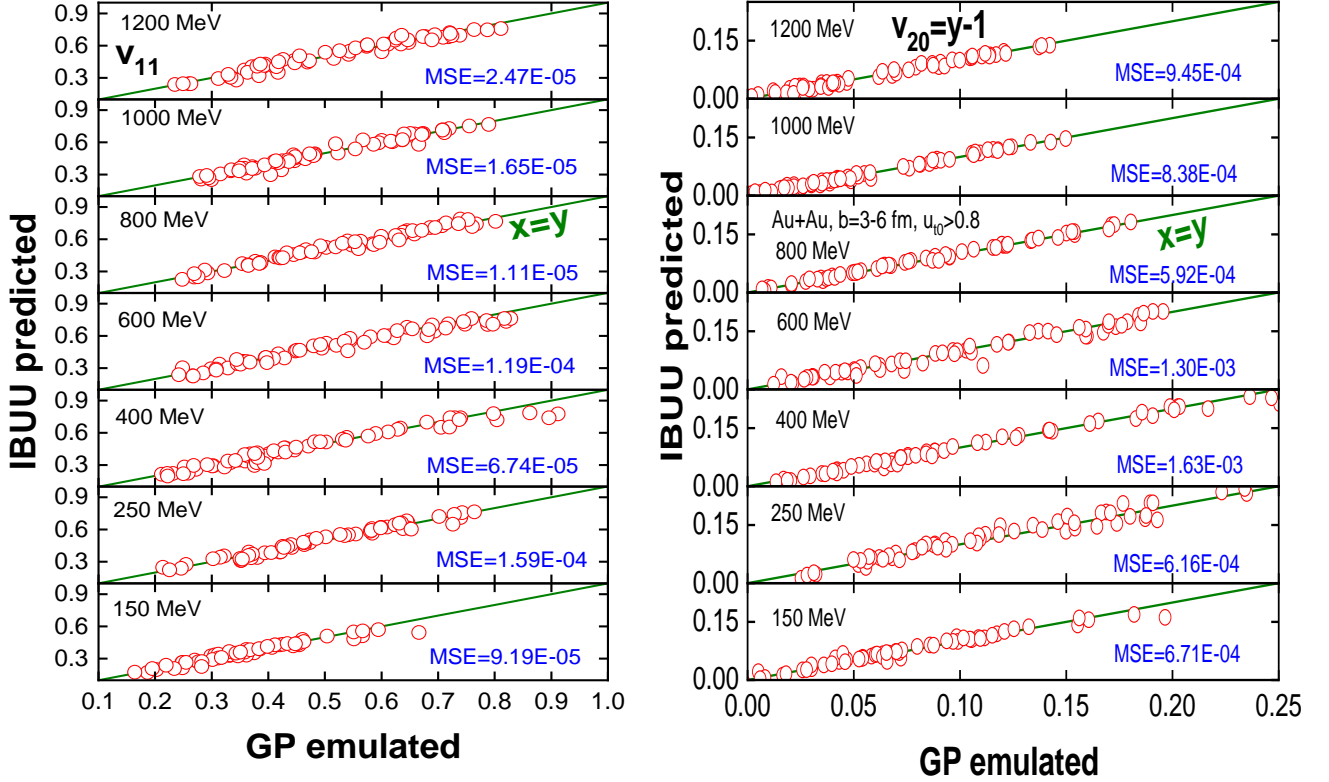


FIG. 10: Validation of GP emulations of IBUU predictions for v_{11} (left) and $v_{20}(y-1)$ (right) for the mid-central Au+Au reactions at beam energies from 150 to 1200 MeV/nucleon. The GP emulations and IBUU predictions would be equal if they fall on the $y = x$ lines (green).

most likely reduced in-medium baryon-baryon scattering cross sections are necessary to reproduce the data. This peak moves to about $X = 0.9$ when the beam energy is increased to 1000 MeV. We caution that because of the long tails in the region $1.0 \leq X \leq 2.0$, the mean value of X may still be larger than 1.0 especially at high beam energies.

2. The profile of K in the narrow bands bounded by the red vertical lines around the most probable values of X in the heat map, or more generally and consistently the PDF(K), often has multiple local peaks, especially at 150 and 250 MeV/nucleon beam energies. It indicates that the flow data used do not tightly constrain the stiffness of dense matter formed in these reactions. Namely, there are multiple combinations of $X - K$ that can equally well describe the flow data used. For example, at 150 MeV/nucleon beam energy, the PDF(K) has 3 local peaks at $K \approx 220$ MeV (the most probable one), 280 MeV and 340 MeV, respectively. No wonder it has been so hard to infer the incompressibility from heavy-ion reactions. This finding is consistent with the indications of the original IBUU results (their

projections onto the $v_{11} - K$ and $v_{20} - K$ planes spread out in broad ranges of K) shown in Figs. 6 and 7.

3. Comparing the posterior PDFs of X and K with their respective prior PDFs, it is seen that the X is better constrained although its PDF has long tails with $X \geq 1.0$. This is consistent with the relatively narrow bands of green dots when the v_{11} and v_{20} are projected to the $v_{11} - X$ and $v_{20} - X$ planes as shown in Figs. 6 and 7.
4. As the beam energy increases from 150 to 1000 MeV/nucleon, the major peak of PDF(K) changes from the most probable value around $K \approx 220$ MeV to $K \approx 320$ MeV, indicating that the overall stiffness of hot and dense matter formed in these reactions has evolved from being relatively soft to stiff. Interestingly, $K \approx 220$ is consistent with the world average of nuclear incompressibility $K_0 \approx 220 \sim 240$ MeV from studying giant resonances [57, 99–101]. As we discussed earlier, it is only meaningful to compare the stiffness parameter K from relatively low-energy heavy-ion reactions

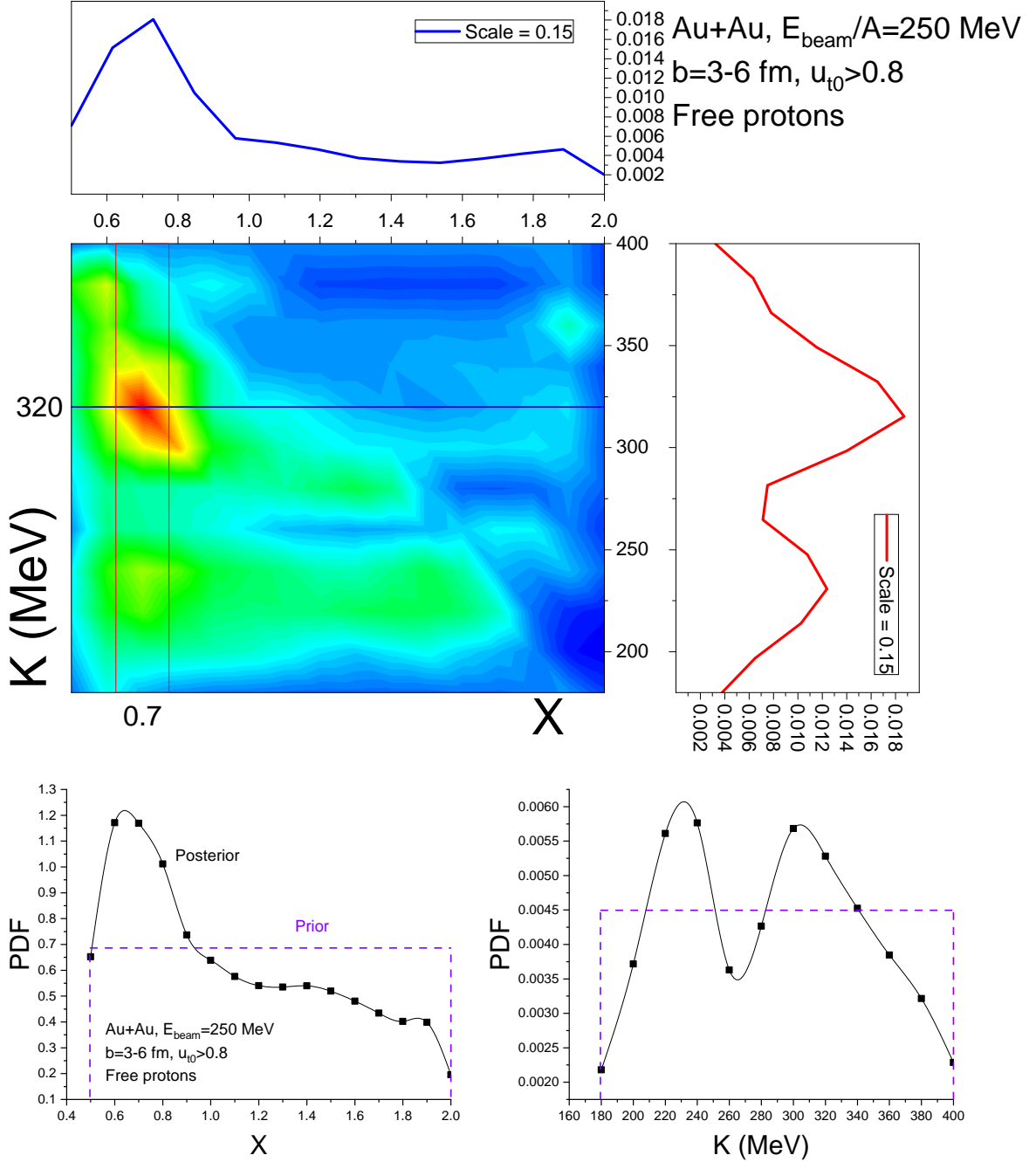


FIG. 12: Same as in Fig. 11 but using the FOPI proton v_{20} and v_{11} data in mid-central Au+Au reactions at a beam energy of 250 MeV/nucleon.

5. Interestingly, at $E_{\text{beam}}/A = 250$ MeV, the PDF(K) has two major peaks around $K \approx 220$ MeV and $K \approx 320$ MeV having approximately equal heights as if the hot and dense matter formed in this reaction is in a transitional state between a soft and a stiff matter. Interestingly, as shown in Fig. 1, the experimental data for v_{20} is quickly decreasing

while the v_{11} is raising at this beam energy. It indicates that the driving force for flow is changing very rapidly. It would thus be interesting to investigate in more detail in the future using more observables and possibly with more beam energies in smaller steps around 250 MeV/nucleon.

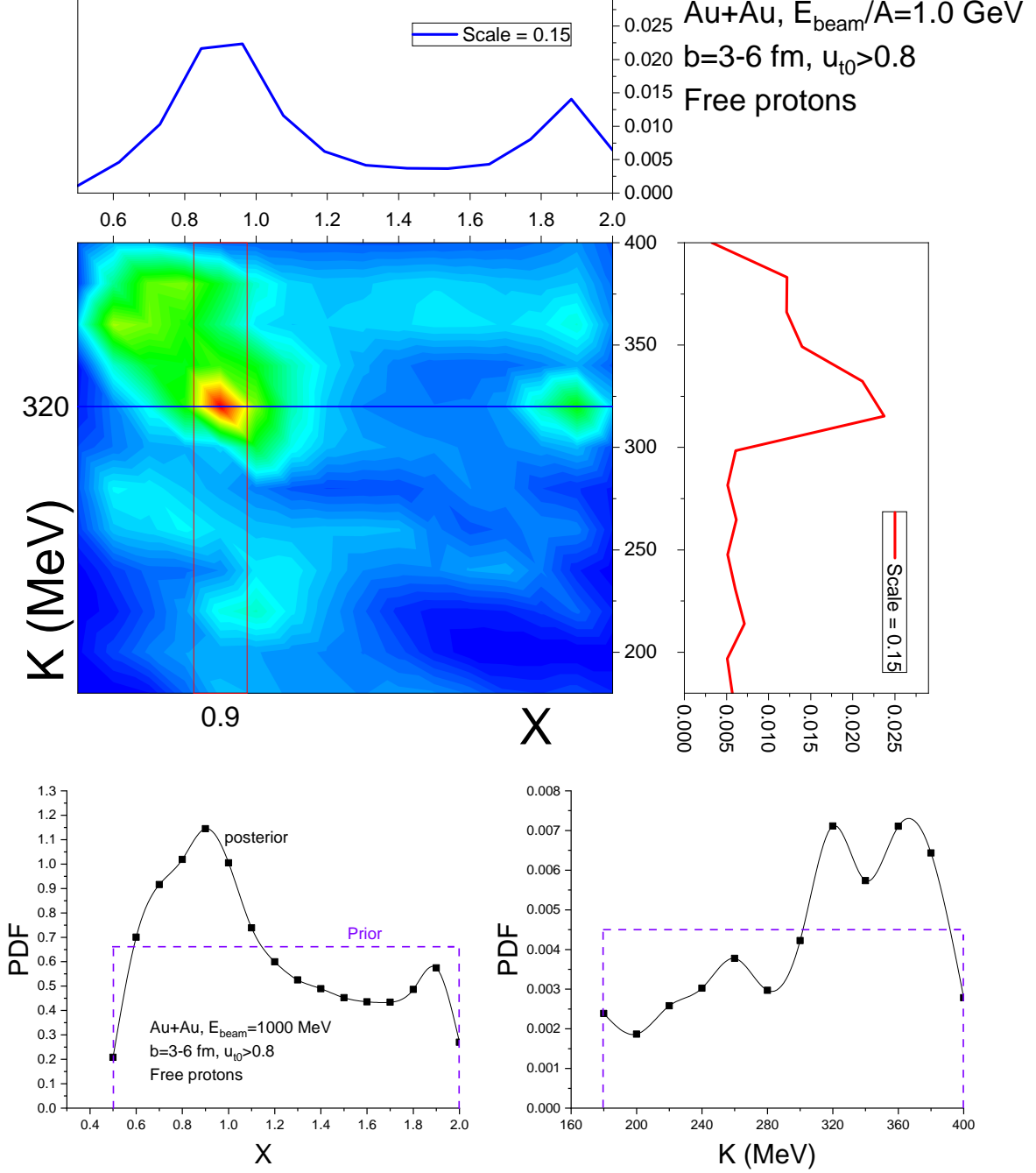


FIG. 13: Same as in Fig. 11 but using the FOPI proton v_{20} and v_{11} data in mid-central Au+Au reactions at a beam energy of 1000 MeV/nucleon.

B. Evolutions of posterior PDFs of X and K and their correlations with beam energy

Shown in Fig. 14 are the beam energy dependences of the posterior PDFs of X (left) and K (right), respectively. It is seen that the major peak of the posterior PDF of X evolves from $X_{max} \leq 1$ to $X_{max} \approx 1$ with an

extended tail at $X \geq 1$ as the beam energy increases from 150 to 1200 MeV/nucleon. On the other hand, the major peak of $\text{PDF}(K)$ evolves from being soft with $K \approx 220$ MeV to stiff with $K \approx 320$ MeV with an extended shoulder in $K \approx 320 \sim 370$ MeV. As we discussed earlier, this may reflect the density dependence of the overall stiffness of code nuclear matter measured by its speed

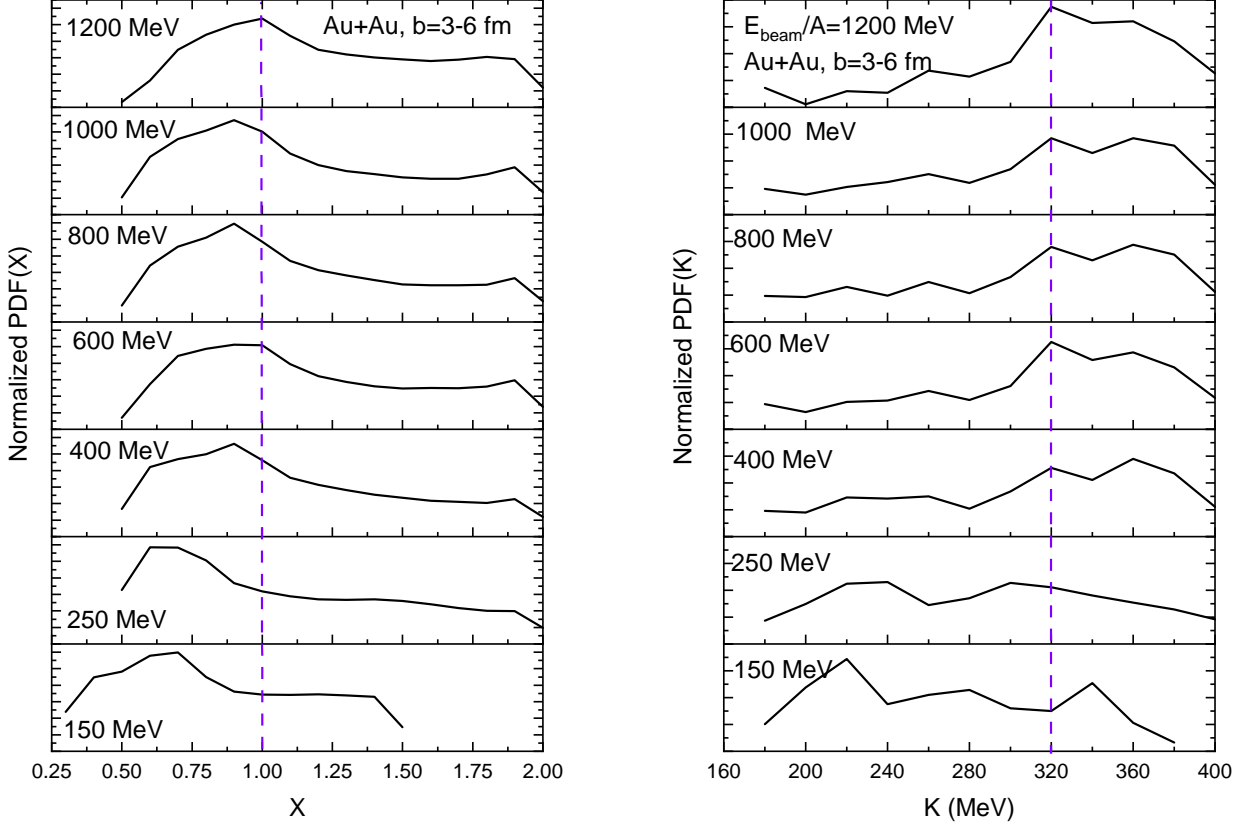


FIG. 14: Beam energy dependence of the posterior PDFs of X (left) and K (right) inferred from the FOPI proton flow data. The vertical dashed lines at $X = 1$ and $K = 320$ MeV are references.

TABLE I: Beam energy dependence of the mean values of X and K as well as their standard deviations inferred from the Bayesian analyses of FOPI's excitation functions of proton directed and elliptic flow data shown in Fig. 1.

E_{beam} (MeV)	$\langle X \rangle$	$\langle K \rangle$ (MeV)
150	0.84 ± 0.34	267.6 ± 55.0
250	1.09 ± 0.43	286.9 ± 61.8
400	1.12 ± 0.41	306.1 ± 63.4
600	1.19 ± 0.41	312.1 ± 60.2
800	1.15 ± 0.41	309.0 ± 62.7
1000	1.15 ± 0.42	310.4 ± 61.5
1200	1.23 ± 0.40	323.0 ± 52.8

of sound. Moreover, one should not expect a unique PDF(K) peaked at a single value of K in all Au+Au reactions at different beam energies. Since an increased X generally leads to a higher temperature that also makes matter more stiff, altogether, the FOPI proton flow excitation function data indicate a gradual hardening of hot and dense nuclear matter formed as its density and temperature both increase with higher beam energies.

To be more quantitative, shown in Fig. 15 (the corre-

sponding data are given in Table I) are the mean values of X (left, black) and K (right, red) as functions of beam energy. Compared to the detailed information embedded in the PDFs of X and K , their mean values only provide some rough information regarding the general trend. Obviously, there is a transition around $E_{\text{beam}}/A=250$ MeV from soft to stiff for the stiffness K and from reduction to enhancement for the in-medium baryon-baryon scattering cross section modification X . Ironically, the mean value of $K \approx 320$ MeV extracted from Au+Au reactions at beam energies above about 400 MeV/nucleon is consistent with those available in the literature from analyzing heavy-ion reactions using momentum-independent interactions [9, 70], while $K \approx 220$ MeV from analyzing the reaction at 150 MeV/nucleon is consistent with that from studying giant resonances as we mentioned earlier.

We point out that the above results are consistent with our previous finding of $\langle X \rangle = 1.32^{+0.28}_{-0.40}$ and $\langle K \rangle = 346^{+29}_{-31}$ from analyzing the proton flow data taken by the HADES Collaboration for the mid-central Au+Au reaction at $E_{\text{beam}}/A=1.23$ GeV. It is also interesting to note that there are flow data at beam energies below 150 MeV/nucleon from other experiments using

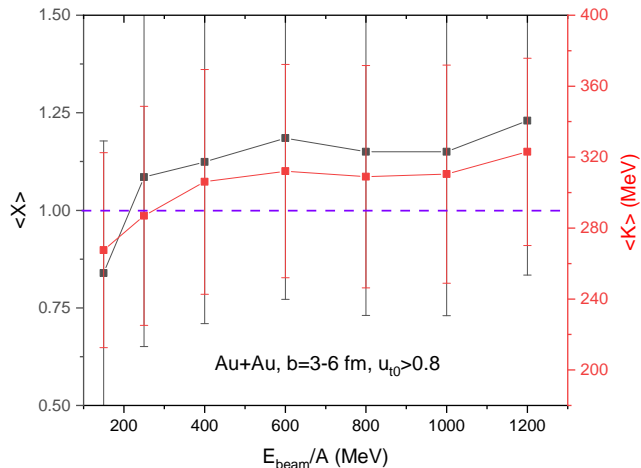


FIG. 15: Mean values of X (left, black) and K (right, red) as functions of beam energy inferred from the FOPI proton flow data.

different detectors, we plan to extend our Bayesian analyses to those data in the near future.

It is also worth emphasizing that the interpretation of results from Bayesian analyses has to be done with respect to the prior ranges and PDFs used. For the present analyses of the FOPI data, the resulting improvement of our knowledge regarding the X and K parameters by analyzing the FOPI data is impressive with respect to their broad and uniform prior PDFs. However, it is clearly seen that the posterior PDFs of X and K are not zero at the upper and lower boundaries of their prior PDFs. Of course, technically one can remove this by conducting analyses in even larger prior ranges that is computationally costly. Physically, however, we believe it indicates limitations of the selected data we used in constraining their posterior PDFs. Consequently, the standard deviations of $\langle X \rangle$ ($\langle K \rangle$) as well as the tails (shoulders) in the PDFs of X (K) are still large. In our opinion, these are mostly due to our decision of using only the v_{11} and v_{20} data in mid-central Au+Au reactions at each beam energy for the stated purposes of this work. In fact, both FOPI and HADES Collaboration have published data of many differential (e.g., rapidity and transverse momentum dependence) observables and their dependences on centrality using different triggers (e.g., cuts on transverse momentum). Incorporating these differential observables and their impact parameter dependences in more comprehensive Bayesian analyses are expected to provide more stringent constraints on the posterior PDFs of model parameters, albeit requiring much more computing time and human efforts to train their GP emula-

tors that we can not afford at this time. Nevertheless, the general conclusions of our present work are expected to stay. Testing these expectations is on our future working plan.

V. SUMMARY AND CONCLUSIONS

In summary, within the Bayesian statistical framework using the GP emulator for the IBUU transport model simulators, we inferred from the proton directed and elliptical flow data in mid-central Au+Au reactions at beam energies from 150 to 1200 MeV/nucleon the evolutions of in-medium baryon-baryon scattering cross section modification factor X and the stiffness parameter K of dense nuclear matter. We found that the most probable value of X evolves from around 0.7 to 1.0 as the beam energy E_{beam}/A increases. On the other hand, the posterior PDF(K) may have dual peaks having roughly the same height or extended shoulders at high K values. More quantitatively, the posterior PDF(K) changes from having a major peak around 220 MeV characterizing a soft EOS in the reaction at $E_{beam}/A=150$ MeV to one that peaks around 320 MeV indicating a stiff EOS in the reactions at E_{beam}/A higher than about 600 MeV. The transition from soft to stiff happens in mid-central Au+Au reactions at beam energies around 250 MeV/nucleon in which $K = 220$ MeV and $K = 320$ MeV are approximately equally probable. Consequently, the means of X and K change from $\langle X \rangle = 0.84 \pm 0.34$ & $\langle K \rangle = 267.6 \pm 55.0$ MeV at $E_{beam}/A=150$ MeV to $\langle X \rangle = 1.23 \pm 0.40$ & $\langle K \rangle = 323.0 \pm 52.8$ MeV at $E_{beam}/A=1200$ MeV.

In conclusion, the FOPI proton flow excitation function data indicate a gradual hardening of hot and dense nuclear matter as its density and temperature increase in reactions with higher beam energies.

Acknowledgement

We thank Xavier Grundler for helpful discussions. BALI was supported in part by the U.S. Department of Energy, Office of Science, under Award No. DE-SC0013702, the CUSTIPEN (China- U.S. Theory Institute for Physics with Exotic Nuclei) under US Department of Energy Grant No. DE-SC0009971. WJX is supported in part by the Open Project of Guangxi Key Laboratory of Nuclear Physics and Nuclear Technology, No. NLK2023-03 and the Central Government Guidance Funds for Local Scientific and Technological Development, China (No. Guike ZY22096024).

- [1] P. Danielewicz and G. Odyniec, Phys. Lett. **B157**, 146 (1985).
 [2] J. Y. Ollitrault, Phys. Rev. D **46**, 229 (1992).

- [3] A. Poskanzer and S.A. Voloshin, Phys. Rev. **C55**, 1671 (1998).
 [4] H. Stöcker and W. Greiner, Phys. Rep. **137**, 277 (1986).

- [5] G.F. Bertsch and S. Das Gupta, Phys. Rep. **160**, 189 (1988).
- [6] W. Cassing, V. Metag, U. Mosel and K. Niita, Phys. Rep. **188**, 363 (1990).
- [7] W. Reisdorf and H.G. Ritter, Ann. Rev. Nucl. Part. Sci. **47**, 663 (1997).
- [8] S.A. Bass *et al.*, Prog. Part. Nucl. Phys. **41**, 255 (1998).
- [9] P. Danielewicz, R. Lacey, W. G. Lynch, Science **298**, 1592 (2002).
- [10] O. Buss, T. Gaitanos, K. Gallmeister, H. van Hees, M. Kaskulov, O. Lalakulich, A. B. Larionov, T. Leitner, J. Weil and U. Mosel, Phys. Rept. **512**, 1 (2012).
- [11] U. Heinz and R. Snellings, Ann. Rev. Nucl. Part. Sci. **63**, 123 (2013).
- [12] Xiaofeng Luo, Qun Wang, Nu Xu, Pengfei Zhuang (Eds), "Properties of QCD Matter at High Baryon Density", Springer Nature Singapore, Singapore, pages 183–285, 2022. https://link.springer.com/chapter/10.1007/978-981-19-4441-3_4
- [13] W. Trautmann and H. H. Wolter, Int. J. Mod. Phys. E **21**, 1230003 (2012).
- [14] L. Du, A. Sorensen and M. Stephanov, Int. J. Mod. Phys. E **33**, no.07, 2430008 (2024).
- [15] P. Russotto, M. D. Cozma, E. De Filippo, A. L. Fèvre, Y. Leifels and J. Lukasik, Riv. Nuovo Cim. **46**, no.1, 1-70 (2023).
- [16] Y. J. Wang and Q. F. Li, Front. Phys. (Beijing) **15**, no.4, 44302 (2020).
- [17] P. Danielewicz, Nucl. Phys. A **685**, 368 (2001).
- [18] N. Xu, J. Stroth, T. Galatyuk, Y. Leifels, F. Q. Wang, H. Sako, B. Hong, X. Dong, R. X. Xu and L. W. Chen, *et al.*, "Nuclear Matter at High Density and Equation of State," Chapter 4 in the Book "Properties of QCD Matter at High Baryon Density", Springer Nature Singapore, Singapore, pages 183–285, 2022. https://link.springer.com/chapter/10.1007/978-981-19-4441-3_4
- [19] A. Sorensen, *et al.* Prog. Part. Nucl. Phys. **134**, 104080 (2024).
- [20] A. Lovato, *et al.* [arXiv:2211.02224 [nucl-th]].
- [21] P. Achenbach, *et al.* Nucl. Phys. A **1047**, 122874 (2024).
- [22] W. Reisdorf *et al.* [FOPI], Nucl. Phys. A **876**, 1 (2012).
- [23] J. Adamczewski-Musch *et al.* [HADES], Eur. Phys. J. A **59**, 80 (2023).
- [24] G. F. Bertsch, G. E. Brown, V. Koch and B. A. Li, Nucl. Phys. A **490**, 745 (1988).
- [25] H. M. Xu, Phys. Rev. Lett. **67**, 2769 (1991).
- [26] G. D. Westfall, *et al.* Phys. Rev. Lett. **71**, 1986 (1993).
- [27] D. Klakow, G. Welke and W. Bauer, Phys. Rev. C **48**, 1982 (1993).
- [28] T. Li, *et al.* Phys. Rev. Lett. **70**, 1924 (1993).
- [29] A. Bonasera, F. Gulminelli and J. Molitoris, Phys. Rept. **243**, 1-124 (1994).
- [30] T. Alm, G. Röpke, W. Bauer, F. Daffin and M. Schmidt, Nucl. Phys. A **587**, 815 (1995).
- [31] B. A. Li, C. M. Ko and W. Bauer, Int. J. Mod. Phys. E **7**, 147 (1998).
- [32] Y. M. Zheng, C. M. Ko, B. A. Li and B. Zhang, Phys. Rev. Lett. **83**, 2534 (1999).
- [33] B. A. Li and A. T. Sustich, Phys. Rev. Lett. **82**, 5004 (1999).
- [34] P. Danielewicz, Acta Phys. Polon. B **33**, 45 (2002).
- [35] B. A. Li, B. J. Cai, L. W. Chen and J. Xu, Prog. Part. Nucl. Phys. **99**, 29 (2018).
- [36] G. Wei, P. Li, Y. Wang, Q. Li and F. Liu, J. Phys. G **52**, no.1, 015107 (2025).
- [37] T. Reichert and J. Aichelin, [arXiv:2411.12908 [nucl-th]]
- [38] V. Kireyeu, V. Voronyuk, M. Winn, S. Gläsel, J. Aichelin, C. Blume, E. Bratkovskaya, G. Coci and J. Zhao, [arXiv:2411.04969 [nucl-th]].
- [39] Y. Wang, B. Gao, G. Wei, P. Li and Q. Li, Phys. Rev. C **110**, no.4, 044606 (2024).
- [40] J. Steinheimer, T. Reichert, Y. Nara and M. Bleicher, [arXiv:2410.01742 [hep-ph]].
- [41] M. D. Cozma, Phys. Rev. C **110**, no.6, 064911 (2024).
- [42] J. M. Wang, X. G. Deng, W. J. Xie, B. A. Li and Y. G. Ma, [arXiv:2406.07051 [nucl-th]].
- [43] L. A. Tarasovičová, J. Mohs, A. Andronic, H. Elfner and K. H. Kampert, Eur. Phys. J. A **60**, no.11, 232 (2024).
- [44] X. X. Long and G. F. Wei, Phys. Rev. C **109**, no.5, 054619 (2024).
- [45] B. Gao, Y. Wang, Z. Gao and Q. Li, Phys. Lett. B **838**, 137685 (2023).
- [46] P. Li, Y. Wang, Q. Li, C. Guo and H. Zhang, Phys. Rev. C **97**, 044620 (2018).
- [47] P. Li, Y. Wang, Q. Li and H. Zhang, Phys. Lett. B **828**, 137019 (2022).
- [48] A. Le Fèvre, Y. Leifels, C. Hartnack and J. Aichelin, Phys. Rev. C **98**, no.3, 034901 (2018).
- [49] A. Le Fèvre, Y. Leifels, W. Reisdorf, J. Aichelin and C. Hartnack, Nucl. Phys. A **945**, 112 (2016).
- [50] C. L. Zhou, Y. G. Ma, D. Q. Fang, G. Q. Zhang, J. Xu, X. G. Cao and W. Q. Shen, Phys. Rev. C **90**, no.5, 057601 (2014).
- [51] B. A. Li and W. J. Xie, Nucl. Phys. A **1039**, 122726 (2023).
- [52] B.A. Li, W. Bauer and G.F. Bertsch, Phys. Rev. C **44** (1991) 2095.
- [53] B. A. Li, C. B. Das, S. Das Gupta and C. Gale, Phys. Rev. C **69**, 011603 (2004); *ibid*, Nucl. Phys. A **735**, 563 (2004).
- [54] B. A. Li, L. W. Chen and C. M. Ko, Phys. Rep. **464**, 113 (2008).
- [55] B. A. Li, C. M. Ko and Z. Z. Ren, Phys. Rev. Lett. **78**, 1644 (1997).
- [56] B. A. Li, Nucl. Phys. A **708**, 365 (2002).
- [57] J.P. Blaizot, Phys. Rep. **64**, 171 (1980).
- [58] D. Lai, Mon. Not. R. Astron. Soc. **270**, 611 (1994).
- [59] G. Grams, R. Somasundaram, J. Margueron, E. Khan, Phys. Rev. C **106**, 044305 (2022).
- [60] G.F. Bertsch and P.J. Siemens, Phys. Lett. **B126**, 9 (1983).
- [61] P. Chomaz, M. Colonna and J. Randrup, Phys. Rept. **389**, 263-440 (2004).
- [62] B.A. Li and C.M. Ko, Nuc. Phys. A **618**, 498 (1997).
- [63] B. A. Li, A. T. Sustich and B. Zhang, Phys. Rev. C **64**, 054604 (2001).
- [64] J. Aichelin, A. Rosenhauer, G. Peilert, H. Stoecker and W. Greiner, Phys. Rev. Lett. **58**, 1926 (1987).
- [65] C. Gale, G. Bertsch, and S. Das Gupta, Phys. Rev. C **35**, 1666 (1987).
- [66] M. Prakash, T. T. S. Kuo, and S. Das Gupta, Phys. Rev. C **37**, 2253 (1988).
- [67] G. M. Welke, M. Prakash, T. T. S. Kuo, S. Das Gupta, and C. Gale, Phys. Rev. C **38**, 2101 (1988).
- [68] Qiubao Pan and Pawel Danielewicz, Phys. Rev. Lett. **70**, 2062 (1993); Erratum Phys. Rev. Lett. **70**, 3523 (1993).

- [69] M.D. Cozma, Euro Phys. J. A **54**, 40 (2018).
- [70] C. Fuchs and H. H. Wolter, Eur. Phys. J. A **30**, 5 (2006).
- [71] B. Ter Haar and R. Malfliet, Phys. Rev. C **36**, 1611 (1987).
- [72] T. Gaitanos, C. Fuchs and H. H. Wolter, Phys. Lett. B **609**, 241 (2005).
- [73] D. Persram and C. Gale, Phys. Rev. C **65**, 064611 (2002).
- [74] B. A. Li and L. W. Chen, Phys. Rev. C **72**, 064611 (2005).
- [75] B. A. Li, P. Danielewicz and W. G. Lynch, Phys. Rev. C **71**, 054603 (2005).
- [76] G. Q. Li and R. Machleidt, Phys. Rev. C **48**, 1702 (1993).
- [77] G. Giansiracusa, U. Lombardo and N. Sandulescu, Phys. Rev. C **53**, R1478 (1996).
- [78] C. Fuchs, A. Faessler and M. El-Shabshiry, Phys. Rev. C **64**, 024003 (2001).
- [79] B. Chen, F. Sammarruca and C. A. Bertulani, Phys. Rev. C **87**, 054616 (2013).
- [80] H. Wolter *et al.* [TMEP], Prog. Part. Nucl. Phys. **125**, 103962 (2022).
- [81] Y. Zhang, Z. Li and P. Danielewicz, Phys. Rev. C **75**, 034615 (2007).
- [82] C.E. Rasmussen, and C.K. I. Williams, (2006). Gaussian Processes for Machine Learning. Cambridge, MA: MIT Press. <http://gaussianprocess.org/gpml/>
- [83] M.D. McKay, R.J. Beckman, W.J. Conover, Technometrics. American Statistical Association. 21 (2): 239–245
- [84] S. Pratt, E. Sangaline, P. Sorensen and H. Wang, Phys. Rev. Lett. **114**, 202301 (2015).
- [85] J. Novak, K. Novak, S. Pratt, J. Vredevoogd, C. Coleman-Smith and R. Wolpert, Phys. Rev. C **89**, 034917 (2014).
- [86] J. E. Bernhard, P. W. Marcy, C. E. Coleman-Smith, S. Huzurbazar, R. L. Wolpert and S. A. Bass, Phys. Rev. C **91**, 054910 (2015).
- [87] J. E. Bernhard, J. S. Moreland and S. A. Bass, Nature Phys. **15**, 1113 (2019).
- [88] D. R. Phillips, R. J. Furnstahl, U. Heinz, T. Maiti, W. Nazarewicz, F. M. Nunes, M. Plumlee, M. T. Prato, S. Pratt and F. G. Viens, *et al.* J. Phys. G **48**, 072001 (2021).
- [89] B. A. Li and J. Richter, Nucl. Phys. A **1034**, 122640 (2023).
- [90] N.B. Zhang, B.A. Li, J. Xu, Astrophysical J. **859**, 90 (2018).
- [91] B. A. Li, X. Grundler, W. J. Xie and N. B. Zhang, Phys. Rev. D **110**, no.10, 103040 (2024).
- [92] L. Lindblom, Phys. Rev. D **97**, 123019 (2018).
- [93] B.A. Li, B.J. Cai, W.J. Xie, N.B. Zhang, Universe **7**, 182 (2021).
- [94] W. J. Xie and B. A. Li, J. Phys. G **48**, 025110 (2021).
- [95] W. G. Lynch, M. B. Tsang, Y. Zhang, P. Danielewicz, M. Famiano, Z. Li and A. W. Steiner, Prog. Part. Nucl. Phys. **62**, 427 (2009).
- [96] N. Turkkan and T. Pham-Gia, *J. Stat. Comput. Sim.* **44**, 243 (2014).
- [97] J. V. Roshan, Stat. Anal. Data Min. ASA Data Sci. J. **15**, 531 (2022).
- [98] N. Cox, X. Grundler and B. A. Li, Phys. Rev. C **110**, no.4, 044604 (2024).
- [99] U. Garg U and G. Colò, Prog. Part. Nucl. Phys. **101**, 55 (2018).
- [100] X. Roca-Maza and N. Paar, Prog. Part. Nucl. Phys. **101**, 96 (2018).
- [101] B. A. Li and W. J. Xie, Phys. Rev. C **104**, no.3, 034610 (2021).