

# AMM: Adaptive Modularized Reinforcement Model for Multi-city Traffic Signal Control

Zherui Huang  
Shanghai Jiao Tong University  
Shanghai, China  
huangzherui@sjtu.edu.cn

Chumeng Liang  
Shanghai Jiao Tong University  
Shanghai, China  
caradryan2022@gmail.com

Yicheng Liu  
Shanghai Jiao Tong University  
Shanghai, China  
liuyicheng1515@sjtu.edu.cn

Guanjie Zheng  
Shanghai Jiao Tong University  
Shanghai, China  
gjzheng@sjtu.edu.cn

## ABSTRACT

Traffic signal control (TSC) is an important and widely studied direction. Recently, reinforcement learning (RL) methods have been used to solve TSC problems and achieve superior performance over conventional TSC methods. However, applying RL methods to the real world is challenging due to the huge cost of experiments in real-world traffic environments. One possible solution is TSC domain adaptation, which adapts trained models to target environments and reduces the number of interactions and the training cost. However, existing TSC domain adaptation methods still face two major issues: the lack of consideration for differences across cities and the low utilization of multi-city data.

To solve aforementioned issues, we propose an approach named Adaptive Modularized Model (AMM). By modularizing TSC problems and network models, we overcome the challenge of possible changes in environmental observations. We also aggregate multi-city experience through meta-learning. We conduct extensive experiments on different cities and show that AMM can achieve excellent performance with limited interactions in target environments and outperform existing methods. We also demonstrate the feasibility and generalizability of our method.

## KEYWORDS

traffic signal control, domain adaptation

### ACM Reference Format:

Zherui Huang, Yicheng Liu, Chumeng Liang, and Guanjie Zheng. 2018. AMM: Adaptive Modularized Reinforcement Model for Multi-city Traffic Signal Control. In *Proceedings of Make sure to enter the correct conference title from your rights confirmation email (Conference acronym 'XX)*. ACM, New York, NY, USA, 10 pages. <https://doi.org/XXXXXXXX.XXXXXXX>

Permission to make digital or hard copies of all or part of this work for personal or classroom use is granted without fee provided that copies are not made or distributed for profit or commercial advantage and that copies bear this notice and the full citation on the first page. Copyrights for components of this work owned by others than ACM must be honored. Abstracting with credit is permitted. To copy otherwise, or republish, to post on servers or to redistribute to lists, requires prior specific permission and/or a fee. Request permissions from [permissions@acm.org](mailto:permissions@acm.org).

Conference acronym 'XX, June 03–05, 2018, Woodstock, NY

© 2018 Association for Computing Machinery.  
ACM ISBN 978-1-4503-XXXX-X/18/06...\$15.00  
<https://doi.org/XXXXXXXX.XXXXXXX>

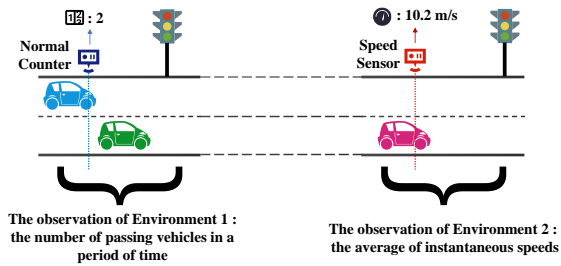
## 1 INTRODUCTION

Traffic lights play an important role in our daily traffic. They coordinate vehicles at intersections to maintain smooth and safe transportation. However, the traffic signals may be inefficient sometimes. According to the study carried out by traffic data analysis company Inrix, the time spent waiting at traffic lights is about 10% of total trip time in the United States. Therefore, traffic signal control (TSC) is a vital research direction in the transportation area. Traditional TSC methods (e.g. fixed-time) sometimes allocate traffic resources unreasonably, leading to traffic jams and economic loss, while a smart TSC policy can improve both transportation efficiency and safety. Thus, it is necessary to find a suitable policy for urban traffic.

Recently, researchers have applied reinforcement learning (RL) to TSC problems. By interacting with the traffic environment, RL methods achieve superior performance over the conventional TSC methods [8, 12, 18, 21]. However, the applications of the RL methods face great challenges. The major concern is that RL methods train models by trial and error, causing enormous costs when interacting with real-world environments. Specifically, due to the limited physical resources, it is almost impossible to train models from scratch in every single traffic environment.

Therefore, to overcome this challenge and avoid unnecessary waste of resources during model training, adapting trained models to new environments is a feasible and effective solution. In this paper, we focus on TSC domain adaptation, which plays an important role in TSC applications due to the fact that it is able to significantly reduce interaction with real-world environments. However, there are many issues with existing TSC domain adaptation methods. We identify two main issues that current approaches face in model adaptation across different traffic environments in the real world:

The first issue is the neglect of the variations in the observations across different cities, which may affect the input of the model. This can lead to a significant drop or even a complete failure in the model's performance when applied to a new city. In current approaches to TSC domain adaptation, the observation that is obtained from the environment is usually fixed. However, as Fig. 1 shows, in real-world scenarios, we may only obtain certain limited information on traffic conditions as observations. These observations of different environments may describe different physical quantities respectively, which means they have completely different physical meanings, and even the dimensions of the observations are changed.



**Figure 1: The provided observations are different across different traffic environments.**

In this case, RL models can not take changing observations as the input, causing the failure of trained models.

The second issue is the low utilization of multi-city data. In existing methods, the interactive data are usually from a single city, which has two disadvantages as follows. On one hand, these methods do not take advantage of the data from multiple cities. Considering the cost of interacting with real-world environments, it is hard to obtain a large number of interactive data in the same environment. However, there are plenty of data if we take other cities' data into consideration. The amount of interactive data will greatly increase if multi-city data can be utilized, improving RL models' performance. On the other hand, single-city data lower the generalization of models. Interacting with a specific city repeatedly may cause overfitting of the model in the source environments, which causes rapidly deteriorating performance when the distribution of data changes. This is a major factor in the difficulty of TSC domain adaptation problems.

To address these issues, we propose a method named Adaptive Modularized Model (AMM). AMM modularizes neural network models into three modules: representation transition module, internal dynamics module, and value-evaluating module. The three modules are decoupled from each other. Compared with existing TSC domain adaptation methods, AMM mainly has two advantages: (1) When some parts (e.g., the observations) in the environment change, AMM only needs to replace the corresponding module(s), significantly reducing the amount of data required for training models from scratch; (2) AMM makes full use of multi-city data, aggregating multi-city data to learn a group of parameters of the modules, which are more suitable for TSC domain adaptation tasks across multiple cities and can reach excellent results after briefly fine-tuning. In summary, our main contributions are:

- We investigate a valuable problem in real-world applications of traffic signal control: the TSC domain adaptation problem on multiple source cities. This problem is important due to the huge cost incurred by interacting with real-world environments. To tackle this problem, we propose a new approach named Adaptive Modularized Model (AMM).
- We propose a new TSC framework that modularizes the TSC deep neural network models into several modules that are decoupled from each other. This modular design enables us to overcome the challenge of varying observations in different traffic environments. Furthermore, we apply meta-learning to aggregate multi-city data and improve the performance of models.

- We conduct extensive experiments on three real-world traffic datasets and compare our approach to existing methods. The results validate the effectiveness of our design and show that our method has superior performance on the TSC domain adaptation problems with limited interaction. Moreover, the results also demonstrate the plausibility and generalizability of our method.

## 2 RELATED WORK

**Traffic Signal Control.** As a major public concern, Traffic Signal Control (TSC) has raised the interest of researchers for a long time. FixedTime [1] and SOTL [5] are the earliest methods proposed based on conventional transportation. FixedTime fixes the passing time for each direction in the intersection during a cycle, while SOTL determines the passing direction according to the congestion by cycle. MaxPressure [17] provides an explicitly more effective solution, which allocates passing time to the direction with the maximum traffic pressure. An important idea is the introduction of Reinforcement Learning (RL) to the TSC problem. Various of RL-based TSC methods outperform conventional transportation methods. Intellilight [21], FRAP [26], and Presslight [18] represent the features in TSC and use the representation to learn a control policy for traffic signals. Metalight [23], Colight [19], MPLight [3], and AttendLight [12] combine the advantages of RL and multi-agent learning to achieve new state-of-the-art performance. Unilight [8] constructs a communication mechanism between traffic signal agents to enhance cooperativity. In recent years, researchers focused on mining more expressive representations of features in TSC [22, 25]. A-MPLight and E-MPLight refine the representation used in MPLight and outperform existing TSC methods in several scenarios.

**Domain Adaptation in Reinforcement Learning.** Three categories of methods are widely used in improving the adaptability of policies in RL. Domain randomization [2, 10, 14, 15] expects stronger generalizability of models after training them on various and randomized domains. State-generalization-based methods [10, 13, 16] match the states of the source and target domain with generative models, for example, Generative Adversarial Nets (GANs) [6], which are specifically common in the vision-based task of RL. A novel group of methods proposed recently is based on learning a latent state representation. This group of methods [7, 11] hopes to learn a high-level representation of both states of the source and the target domain. By exploiting feature compression methods in the field of representation learning, such as the Variational Auto Encoders (VAEs) [9], these methods achieve good performance in many vision-based RL tasks.

## 3 PRELIMINARIES

### 3.1 Problem Definition

**PROBLEM 1 (TRAFFIC SIGNAL CONTROL).** *Following existing research [18, 19], a traffic signal control (TSC) problem can be defined as a Markov Decision Process (MDP). Typically, this MDP can be denoted by a tuple  $\langle O, \mathcal{A}, \mathcal{T}, \mathcal{R}, \gamma \rangle$ . In our problem, the observation  $o \in O$  refers to various features which characterize the traffic, the action  $a \in \mathcal{A}$  the next traffic signal, the reward  $r \in \mathcal{R}$  some metrics that measure the congestion. The goal is to learn a stochastic policy  $\pi(a_t = a \mid s_t = s)$  that maximizes the following the expected*

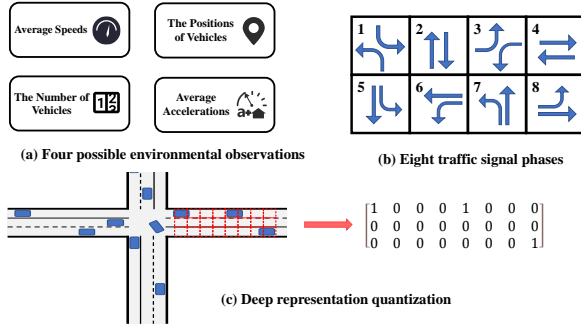


Figure 2: The examples of observations, actions, states.

discounted return  $J(\pi)$ , where  $\gamma$  is the discount factor.

$$J(\pi) = \mathbb{E}_{a_t \sim \pi} \sum_{t=0}^T \gamma^t r(o_t, a_t) \quad (1)$$

By modeling the traffic signal control problem as an MDP, the domain adaptation of traffic signal control can be then defined following the domain adaptation problem in Reinforcement Learning (RL). Traffic signal control scenarios of different cities are considered as different domains  $\mathcal{D}$ . For source domains  $\mathcal{D}_S$  and target domains  $\mathcal{D}_T$ , we can define an MDP  $\langle \mathcal{O}_S, \mathcal{A}_S, \mathcal{T}_S, \mathcal{R}_S, \gamma_S \rangle$  and  $\langle \mathcal{O}_T, \mathcal{A}_T, \mathcal{T}_T, \mathcal{R}_T, \gamma_T \rangle$  respectively. As we said in the introduction, in the real world, there are many scenarios that suffer from the unavailability of multi-city data due to their various observations. Thus, in this work, we mainly consider the case where  $\mathcal{O}_S \neq \mathcal{O}_T, \mathcal{A}_S = \mathcal{A}_T, \mathcal{T}_S \approx \mathcal{T}_T, \mathcal{R}_S = \mathcal{R}_T$ . The policy  $\pi$  is mainly trained on  $\mathcal{D}_S$  and allowed to be fine-tuned on  $\mathcal{D}_T$ . Our goal is to optimize the performance of  $\pi$  on  $\mathcal{D}_T$ .

**PROBLEM 2 (TSC DOMAIN ADAPTATION ON MULTIPLE SOURCE DOMAINS).** There are  $N$  source domains  $\mathcal{D}_{S_1}, \mathcal{D}_{S_2}, \dots, \mathcal{D}_{S_N}$  and a target domain  $\mathcal{D}_T$ . For any  $i$  s.t.  $1 \leq i \leq N$ ,  $\mathcal{D}_{S_i}$  satisfies that  $\mathcal{O}_{S_i} \neq \mathcal{O}_T, \mathcal{A}_{S_i} = \mathcal{A}_T, \mathcal{T}_{S_i} \approx \mathcal{T}_T, \mathcal{R}_{S_i} = \mathcal{R}_T$ . The policy  $\pi$  is mainly trained on source domains ( $\mathcal{D}_{S_1}, \dots, \mathcal{D}_{S_N}$ ) and allowed to be fine-tuned on  $\mathcal{D}_T$ .  $C_{\pi, \mathcal{D}_T}$  denotes the cost spent to tune the policy  $\pi$  in the target domain. The goal is to optimize the performance of policy  $\pi$  on the target domain  $\mathcal{D}_T$  at a low cost  $C_{\pi, \mathcal{D}_T}$ .

$$J(\pi | (\mathcal{D}_{S_1}, \dots, \mathcal{D}_{S_N}), \mathcal{D}_T) = \mathbb{E}_{a_t \sim \pi} \left[ \sum_{t=0}^T \gamma^t r(o_t, a_t) \right] - C_{\pi, \mathcal{D}_T} \quad (2)$$

In this work, we fix the cost of interacting with the target domain  $C_{\pi, \mathcal{D}_T}$ , that is, the number of interactions on the target domain. Our goal is to maximize the expected return  $\mathbb{E}_{a_t \sim \pi} \left[ \sum_{t=0}^T \gamma^t r(o_t, a_t) \right]$ .

## 3.2 Practical Notation

We formulate the traffic signal control problem in a Markov Decision Process setting. The observation, action, and state are defined as follows.

**3.2.1 Observation.** We define the observation as a vector of physical quantities with shape  $l \times d_o$ , denoted by  $o$ . The first dimension

size  $l$  represents the number of lanes on which the vehicles will pass the intersection but have not yet, and  $d_o$  is the sum of the dimensions of the observations. Different traffic environments provide different observations, as shown in Fig. 2 (a).

**3.2.2 Action.** The action, denoted with  $a$ , is a phase of the traffic lights to be taken in the next time interval. In practice, the action is an integer with range  $[1, 8]$ . Eight numbers represent eight usual traffic light phases (see Fig. 2 (b)), respectively. And we use  $A_t$  to denote a sequence of actions at timestamp  $t$ , defined as follows.

$$A_t = (a_t, a_{t+1}, \dots, a_{t+h}) \quad (3)$$

where  $a_t, a_{t+1}, \dots, a_{t+h}$  is a series of actions and the  $h$  is the horizon that represents how far we consider from timestamp  $t$ .

**3.2.3 State.** The state, denoted with  $s$ , is the internal factor that decides traffic conditions. Note that the state is different from the observation. The state should contain more information and should be strongly correlated to the TSC optimal solution so that we can take the right action according to it. In this problem, we build a deep representation that describes traffic situations more precisely as the state as follows. The part closest to the intersections of each lane is divided into  $N$  grids. As Fig. 2 (c) shows, an entry of the state represents the number of vehicles in a corresponding specific grid. The state  $s$  is defined as the instantaneous positions of vehicles with shape  $l \times N$  practically. The  $l$  represents the number of lanes. The  $N$  represents each lane's  $N$  grids closest to the intersections.

**3.2.4 Value.** In some existing methods, the performance (e.g., the average travel time) is used as the reward in model training. Considering the difficulty of obtaining these data in real-world scenarios, we propose a new method to evaluate the quality of a state  $s_t$ , that is, the value function.

The congestion level of a state  $s$  is quantified by a value function  $V(s)$ , which indicates that the more vehicles are waiting at the intersection, the higher the value is. The value function is defined as follows.

$$V(s_t) = - \sum_{i=0}^h \gamma_1^i \sum_{j=0}^{\frac{N}{n}-1} \gamma_2^j \sum s_{t+i} [jn : (j+1)n] \quad (4)$$

where  $h$  is the horizon;  $\gamma_1$  and  $\gamma_2$  are discount factors with range  $[0, 1]$ ;  $N$  is the number of grids in one lane;  $n$  is the number of grids in which vehicles can pass in one traffic light phase;  $\sum s_{t+i} [j * n : (j+1) * n]$  represents the sum of all entries from column  $j * n$  to column  $(j+1) * n$  of  $s_{t+i}$ .

To cope with the uncertainty of traffic, we blur the position of vehicles by considering every  $n$  grids of a lane as a whole. This simplification is based on the assumption that the vehicles in every  $n$  grids of a lane can pass the intersection regardless of their exact positions. Therefore, a small error in the vehicle position will not affect the agent's decisions significantly. Moreover, this blurring avoids unnecessary interference with the agent's decision-making, as it reduces the state space and focuses on the most relevant information. Note that we assign different weights to different parts of a lane according to their distance to the intersection, as the vehicles closer to the intersection are more valuable because of the

timeliness of traffic. We use  $j$  to denote the order of considered parts.

## 4 METHODOLOGY

### 4.1 Overview of the Method

We propose Adaptive Modularized Model (AMM) to solve the issues with existing TSC domain adaptation methods. AMM modularizes the TSC RL models into three modules to improve the performance of adaptive models with limited interactions in target environments. The three modules are the representation transition module, internal dynamics module, and value-evaluating module, respectively. We will elaborate on our module design and overall algorithm in the subsections below.

### 4.2 Module Design

In past works, TSC problems are solved in ideal traffic environments. Normally, researchers can obtain all detailed information about traffic conditions and make a decision according to the analysis of the information. However, there exist great challenges when solving the problem in this way in the real world. The main challenges are:

- (1) It is hard to get all the detailed information about traffic conditions. Due to the complexity of traffic conditions and the large amount of traveling vehicles, we can observe in the real world usually only partial and simple information.
- (2) The observations of different traffic environments may be different. Limited by real-world infrastructure, this is quite possible. For example, city  $A$  only provides information on the average speeds of vehicles while city  $B$  only provides the number of vehicles on lanes. In this case, two observations have completely different physical meanings. Furthermore, city  $C$  may provide two pieces of information: the average speeds and the positions of vehicles. In this case, the observation of city  $C$  even has a different dimension from cities  $A$  and  $B$ .
- (3) The cost of real-world interactive data is enormous. Recently, researchers solved the TSC problems through reinforcement learning, which requires a lot of interactions with the real environment. This may result in a waste of traffic resources and even traffic accidents. Moreover, we notice the low reusability of data and trained models across multiple cities although they are similar in some ways.

Considering the challenges mentioned above and the practical application of TSC in the real world comprehensively, we hope that we can find a common pattern shared by multiple cities. In this way, we can avoid redundant repetitive training of similar parts. Specifically, our objective is that the model that fits the city  $A$  environment should adapt to the city  $B$  or  $C$  environment with a small amount of interactive data although their observations are different.

We propose Adaptive Modularized Model (AMM) to overcome the challenges. As Fig. 4 shows, AMM modularizes the TSC problem into three modules: *representation transition module*, *internal dynamics module*, and *value-evaluating module*. The representation transition module encodes the various features input into a shared hidden embedding space. Then, the internal dynamics module models the dynamics via next-state prediction. After that, the

value-evaluating module estimates the expected return induced by the predicted next state.

The three modules are decoupled from each other. When the traffic environment has changed, we only need to split the model and replace some parts of it. And then the model will achieve a satisfactory performance after brief fine-tuning. Their detailed designs are introduced below.

**4.2.1 Representation Transition Module.** The observation of the traffic environment may vary (e.g., in different cities), which means the physical meaning and the dimension of the observation may be completely different. The model can not take the changed observation as input, causing the failure of the model.

The most straightforward way to solve it is to train extra layers and concatenate them with the original model as input converters. The major problem with this solution is the high difficulty of predicting the physical quantities from other physical quantities that may poorly correlate with the former. Learning an approximation function between them requires lots of interactive data, which is away from our goal. Besides, adding additional modules also increases the cumulative error of the model. Thus, we choose to modularize the model, separating observations from states. In the model adaptation, we discard the original representation transition module. Because the internal state is strongly correlated with most physical quantities, it is easier to build the connection from the observation to the state. So it is able to reach a better effect and needs less interactive data.

In a domain  $\mathcal{D}$ , the representation transition module takes the observation as input and returns the state. It can be written as a function  $f$ :

$$s_t^{\mathcal{D}} = f^{\mathcal{D}}(o_t) \quad (5)$$

Note that  $f^{\mathcal{D}}$  is different for different  $\mathcal{D}$ .

We define the distance between the two states as follows.

$$\begin{aligned} \text{Dist}(s_1, s_2) = & \\ & \sum_{i=0}^{\frac{N}{n}-1} \beta^i \left( \sum s_1[i * n : (i + 1) * n] - \sum s_2[i * n : (i + 1) * n] \right)^2 \end{aligned} \quad (6)$$

In the formula,  $N$  and  $n$  have the same meaning as Eq. 4;  $\sum s[i * n : (i + 1) * n]$  represents the sum of all entries from column  $i * n$  to column  $(i + 1) * n$  of  $s$ . To account for the uncertainty of traffic, we blur the specific positions of vehicles and consider every  $n$  grid as a whole unit. This assumption is reasonable because the vehicles in each unit have enough time and space to pass the intersection in one traffic phase no matter which specific grid they are in. Therefore, the blurring of vehicle positions does not affect the correctness of decision-making. Moreover, blurring processing has the advantage of avoiding unnecessary minor errors which have negligible impact on the TSC policy.  $\beta$  is the discount factor that reflects our preference for vehicles that are closer to the intersection due to the timeliness of traffic. We use the distance as the loss function during model training.

**4.2.2 Internal Dynamics Module.** The internal dynamics module takes the current state  $s_t$  of a domain  $\mathcal{D}$  as input and predicts the state after one or a few steps with a given action sequence  $A_t$ . It

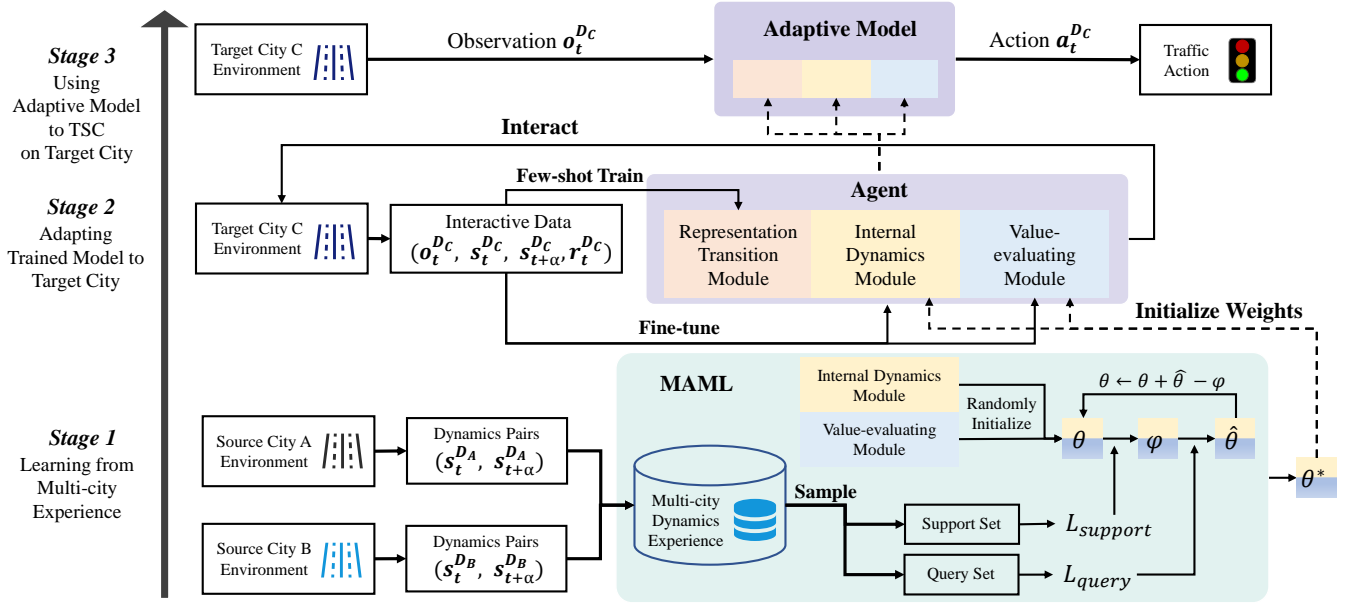


Figure 3: The overview of the method. First, learn dynamics and value-evaluating modules from multi-city data. Then adapt the trained model to the target city by fine-tuning. Finally, use the adaptive model to control the traffic light in the target city. The method is able to achieve SOTA performance with a small amount of interaction with the target city.

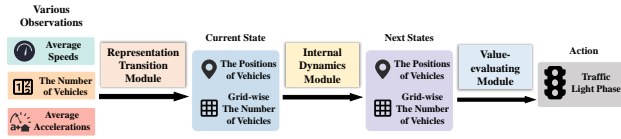


Figure 4: The modularized network model. The model includes three modules: representation transition module, internal dynamics module, and value-evaluating module.

can be represented as a function  $g$ :

$$s_{t+h, A_t}^D = g(s_t | A_t) = g(s_t^D | a_t, a_{t+1}, \dots, a_{t+h-1}) \quad (7)$$

where the  $h$  is the horizon and the  $A_t^{(k)}$  is the action sequence defined as Eq. 3.

4.2.3 *Value-Evaluating Module.* The value-evaluating module receives the predictions and evaluates their value, then outputs a traffic signal action sequence based on the policy  $\pi$ .

$$A_t = \pi(s_t) = \arg \max_{A_t^{(k)}} V(s_{t+h, A_t^{(k)}}) \quad (8)$$

where  $V$  is the value-evaluating function defined as Eq. 4, and  $A_t^{(k)}$  is the  $k$ th possible action sequence that can be taken at timestamp  $t$ . A common policy  $\pi$  is  $\epsilon$ -greedy, that is, choosing the action sequence that is predicted to make the most value with probability  $1 - \epsilon$  otherwise taking a random action.

### 4.3 Multi-city Experience Aggregator

The internal state dynamics module is a deep network that approximates the internal state transition process. Since the internal traffic logic may be similar in different cities, we can use the multi-city data to learn the common logic of similar cities after decoupling the deep representations (i.e. the states) from the observations. To leverage data from different cities, we train the dynamics module on multi-city data through Model-Agnostic Meta-Learning (MAML) [4]. MAML is an algorithm for learning a set of potential parameters for several similar tasks. Through MAML, the initialized parameters of the dynamics module are sensitive to a specific TSC environment and will converge to an optimal one after fine-tuning. Compared to the normal pre-train algorithm, MAML enables the model to reach better performance in general cases.

The process is as shown in Alg. 1.

---

#### Algorithm 1 Model-Agnostic Meta Learning On Multi-city Data

---

**Require:**  $p(\mathcal{D})$ : distribution over multi-city data

**Require:**  $\alpha, \beta$ : step size hyperparameters

- 1: randomly initialize parameters  $\theta$
  - 2: **while** not done **do**
  - 3:   Sample batch of multi-city data  $\mathcal{D}_i \sim p(\mathcal{D})$
  - 4:   Evaluate  $\nabla_{\theta} \mathcal{L}_{\mathcal{D}_i}(f_{\theta})$  w.r.t. data of the sampled batch
  - 5:   Compute adapted parameters with gradient descent:  
 $\theta'_i = \theta - \alpha \nabla_{\theta} \mathcal{L}_{\mathcal{D}_i}(f_{\theta})$
  - 6:   Update  $\theta \leftarrow \theta - \beta \nabla_{\theta} \sum_{\mathcal{D}_i \sim p(\mathcal{D})} \mathcal{L}_{\mathcal{D}_i}(f_{\theta'_i})$
  - 7: **end while**
-

## 4.4 Overall Algorithm

AMM modularizes TSC problems into three modules: the representation transition module, the internal dynamics module, and the value-evaluating module. Each module is decoupled from others and can be seen as a function. The three functions are defined in Eq. 5, Eq. 7, and Eq. 8. For the representation transition module and the internal dynamics module, we use two deep networks to approximate the functions respectively. The value-evaluating module uses explicit functions Eq. 8 and Eq. 4. As Fig. 3 shows, in multiple source traffic environments, AMM interacts with the environments and aggregates the multi-city experience of internal dynamics through meta-learning. In the target traffic environment, AMM initializes the internal dynamics module with the learned parameters in the source environments first. Then AMM trains the representation transition module and fine-tunes the internal dynamics module at the same time through a small amount of interaction with the target environment.

The overall algorithm of AMM is as shown in Alg. 2.

---

### Algorithm 2 Overall Adaptive Modularized Model

---

**Require:**  $p(\mathcal{E}_S)$ : distribution over interactive source city environments with different observations.

**Require:**  $h$ : the horizon

**Require:**  $\alpha, \beta, \gamma$ : step size hyperparameters

**Require:**  $\mathcal{E}_T$ : target city environment with limited number of interaction.

```

1: while not done do
2:   Sample batch of source environments  $\mathcal{E}_i \sim p(\mathcal{E}_S)$ 
3:   for all source environments  $E$  in  $\mathcal{E}_i$  do
4:     Interact with  $E$ , collecting the multi-city dynamics experience  $(s_t, s_{t+h})$ 
5:     Add experience to the memory set
6:   end for
7: end while
8: generate the distribution over multi-city source data  $p(\mathcal{D}_S)$  according to the memory set
9: learn the potential initialized parameters  $\phi$  through algorithm 1 with  $(p(\mathcal{D}_S), \alpha, \beta)$  as inputs
10: randomly initialize the representation module
11: initialize the dynamics module with  $\phi$ 
12: while interactive data of target available do
13:   Train the representation transition module and fine-tune the dynamics module simultaneously with learning rate  $\gamma$ 
14: end while

```

---

## 5 EXPERIMENTS

### 5.1 Experimental Setup

**5.1.1 Simulator.** We use CityFlow [24], an open-source traffic simulator that runs real-world traffic transportation simulations, as our traffic environment simulator. CityFlow is widely adopted by researchers as a simulated traffic environment due to its realism and efficiency.

**5.1.2 Datasets.** Considering that our method is for real-world traffic applications, we use CityFlow open datasets [20]. CityFlow open

datasets are obtained from real-world traffic data. They faithfully record traffic situations in the real world. Specifically, we use these three datasets: Hangzhou with size  $4 \times 4$ , Manhattan with size  $16 \times 3$ , and Manhattan with size  $28 \times 7$ . Each of them provides a traffic roadnet and vehicle flow data of 3600 seconds.

**5.1.3 Metrics.** We choose average travel time and average queue length as experimental metrics. Travel time is the time that a vehicle spends traveling in the roadnet. It equals the time a vehicle enters the roadnet minus the time it leaves the roadnet. Average travel time is commonly used as the metric in TSC problems. It indicates the efficiency of traffic. Queue length is the number of vehicles waiting for traveling. Average queue length reflects the situation of road congestion and the waiting situation of traveling vehicles.

**5.1.4 Observations.** To enhance the correlation between observation and internal state. We provide basic and simple observation—the total number of vehicles on the lanes for all three traffic environments. Additionally, Hangzhou( $4 \times 4$ ) has the number of vehicles that enter the intersection during the last action interval; Manhattan( $16 \times 3$ ) has the number of vehicles that pass the middle of the roads during the last action interval; Manhattan( $28 \times 7$ ) has the average speed of traveling vehicles in the last third and the middle third respectively. Note that it is only our method that uses this information as observations. The baseline methods still follow the default setting, with which they can obtain any information on traffic conditions they want.

**5.1.5 Details.** The process by which the model completely interacts with the environment once is as follows: (1) Every time a model interacts with the traffic environment, it will get the current environmental observations, states, and rewards of all intersections. (2) Then the model takes the information as input and processes it according to the corresponding method. (3) Finally, it outputs an optimal traffic signal phase action.

As above mentioned, each data provides vehicle flow data of 3600 seconds. Every 20 seconds, the model will interact with the environment once and produce a traffic signal phase action. The traffic signals will keep the same phases until the next action arrives. All intersections in the roadnet share a decision-making agent. And this agent can get traffic information on all intersections.

For each method, we train its corresponding model on little single-city data, simulating the lack of real-world interactive data. Then we evaluate the model with the two metrics mentioned above. All methods follow default settings. Note that due to the difference in dimensions of observations among cities, AMM can reuse part of the traffic data of other cities to train its modularized model. But all observations of AMM are relatively simple and light compared to other methods.

### 5.2 Compared Methods

We compare our method with two categories of methods: conventional methods and RL methods.

*Conventional baselines:*

- **Fixed-Time** [1]: a method that switches traffic signal phases after a fixed period of time. There are four fixed-order phases in total.

**Table 1: The performance of methods w.r.t. average travel time and average queue length. The smaller is better. Every method runs three times on each dataset. The average results with standard deviation are listed.**

Methods	Hangzhou(4×4)		Manhattan(16×3)		Manhattan(28×7)	
	travel time	queue length	travel time	queue length	travel time	queue length
Fixed-Time	416.88±0.00	0.96±0.00	535.60±0.00	0.89±0.00	723.08±0.00	1.17±0.00
SOTL	440.66±0.00	1.21±0.00	862.81±0.00	1.54±0.00	769.67±0.00	1.28±0.00
MP	303.31±0.00	0.29±0.00	250.14±0.00	0.14±0.00	564.36±0.00	<b>0.70±0.00</b>
CoLight	689.89±49.20	3.53±0.15	853.52±14.66	1.58±0.05	829.18±8.72	1.24±0.06
MPLight	616.67±204.31	2.63±1.58	775.45±116.64	1.50±0.15	829.73±4.93	1.44±0.09
AttendLight	508.43±158.64	1.97±1.35	712.16±201.23	1.26±0.39	736.47±59.58	1.17±0.05
MetaLight	319.56±13.02	0.53±0.20	289.73±127.77	0.34±0.40	558.45±28.64	0.79±0.09
E-PressLight	708.40±73.76	3.50±0.14	786.79±42.53	1.54±0.08	819.29±13.20	1.28±0.10
E-MPLight	511.19±181.33	1.95±1.62	591.18±171.64	1.00±0.46	764.78±102.28	1.11±0.21
A-MPLight	578.57±138.66	2.71±1.32	758.68±160.84	1.31±0.32	736.50±82.14	1.24±0.27
UniLight	681.77±71.37	1.10±0.13	1303.92±56.34	1.16±0.05	1535.36±16.35	1.24±0.02
<b>AMM(Ours)</b>	<b>277.95±3.54</b>	<b>0.14±0.03</b>	<b>168.36±2.12</b>	<b>0.03±0.01</b>	<b>538.93±6.81</b>	<b>0.70±0.03</b>

- **SOTL** [5]: a method that adjusts the phase according to the number of waiting vehicles in different directions.
- **Max-Pressure** [17]: an effective method, which greedily chooses the phase that relieves the maximum current traffic pressure.

*RL baselines:*

- **CoLight** [19]: a method that uses graph attention network to organize cross-agent cooperation.
- **MPLight** [3]: a method that uses FRAP [26] as the base model and pressure as the state in the RL agent.
- **AttendLight** [12]: a method that aggregates all RL agents as one and uses a graph attention network to represent the global state in the RL agent.
- **MetaLight** [23]: a method that uses meta-learning [4] to adapt FRAP [26] agents to different traffic scenarios.
- **E-PressLight** [22]: a method that uses PressLight [18] as the base model and efficient traffic movement pressure as the state.
- **E-MPLight** [22]: a method that uses FRAP [26] as the based model, and the current phase and efficient traffic movement pressure as the state, and the intersection pressure as the reward.
- **A-MPLight** [25]: a method that is based on E-MPLight [22] and uses advanced traffic movement pressure as the state.
- **UniLight** [8]: a method that uses a self-attention mechanism to obtain an expressive traffic state for a single RL agent.

### 5.3 Quantitative Results

Experiment results are shown in Tab. 1. We report the comparison performance of several common TSC methods and ours with respect to average travel time and average queue length. The results show that (1) AMM achieves the expected state-of-the-art performance. It is mainly because of its modularized design, which enables the model to use other cities’ data although their observations have different physical meanings and dimensions. Furthermore, the meta-learning method MAML also helps the model find a good solution

after fine-tuning with just a small amount of interactive data. (2) Conventional TSC methods (fixed-time, MP, SOTL) achieve better results compared to other baseline methods based on deep learning. The conventional methods do not need training and produce a determined action sequence for given data, while methods based on deep learning require lots of training. Hence, the performances of these methods are worse in our setting which only provides very little data.

We also conduct an experiment to compare **the performance with different amounts of interactive data** of different methods. The comparison results are shown in Fig. 5. The 100% data volume of the three scenarios is 60 episodes of interactions. The results are processed using *sliding window average*.

In Fig. 5, we can see that AMM converges to an optimal solution much faster than baselines, which means AMM requires fewer interactive data to reach the same performance. The results show that AMM significantly reduces the requirement for data in a new traffic environment, avoiding unnecessary waste during the model training.

### 5.4 Ablation Study

*5.4.1 Study 1: The effect of modularized model design.* To show that the modularized model design is necessary, we conduct an experiment to compare the performance of the modularized model and non-modularized model.

The two methods have the same model layers. And both two models are trained through MAML. The modularized model is trained on multi-city traffic data because it does not require the consistency of the dimensions of observations of cities. And the non-modularized model is trained on specific single-city data. In the evaluation stage, after the traffic environment changes, the parameters of the dynamics module of the modularized model are initialized by the values learned by MAML, while the non-modularized model inherits the parameters of the last layers.

*5.4.2 Study 2: the effect of MAML on the dynamics module training.* We conduct a comparative experiment between the two methods:

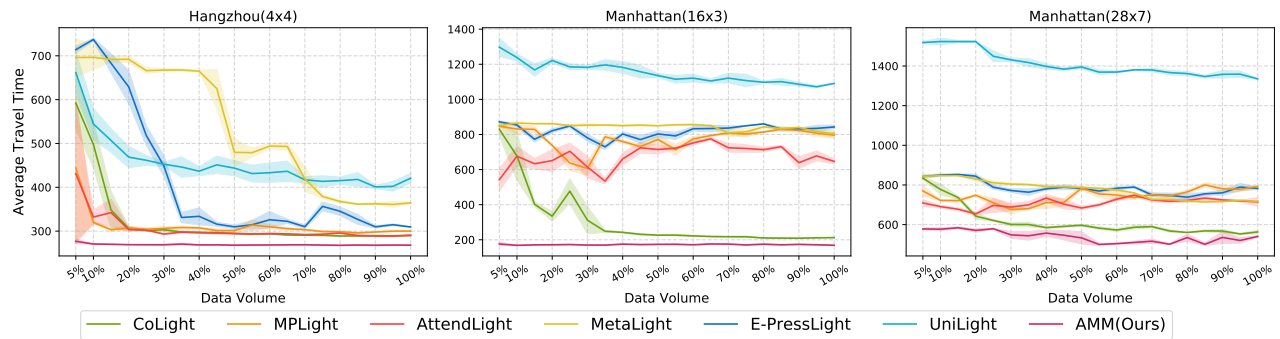


Figure 5: The comparison of average travel time between methods on different volumes of provided interactive data.

Table 2: The results of ablation experiments. The non-modularized method does not apply modularized design and the sequential training method does not use normal gradient descent instead of MAML to train the model.

Methods	Hangzhou(4×4)		Manhattan(16×3)		Manhattan(28×7)	
	travel time	queue length	travel time	queue length	travel time	queue length
Non-modularized	372.00±69.65	1.06±0.70	197.02±26.60	0.07±0.04	704.33±62.80	1.08±0.13
Sequentially Training	279.95±3.50	0.15±0.02	171.34±3.14	<b>0.03±0.01</b>	557.65±23.21	0.75±0.10
<b>Ours</b>	<b>277.95±3.54</b>	<b>0.14±0.03</b>	<b>168.36±2.12</b>	<b>0.03±0.01</b>	<b>538.93±6.81</b>	<b>0.70±0.03</b>

the method using MAML vs. the one not using MAML. The former follows the default MAML setting and trains the model on multi-city data while the latter trains the model through gradient descent on multiple cities sequentially.

**5.4.3 Results.** We report the experimental results in Tab. 2. Our modularized design improves the performance of the model greatly. And the multi-city dynamics aggregator actually helps the model reach better results. Besides, We find that (1) The non-modularized model performs worst because of its lack of ability to synthesize data of several cities and find similar parts of the different traffic environments. (2) The method using MAML to train the dynamics module achieves the best performance. MAML actually finds initialized parameters of the dynamics module that have more potential to reach better results compared to multi-city sequential pre-training.

## 5.5 Factors That Affect Generalizability

There are many factors that may affect the generalizability of the model trained by MAML. For instance, the training epoch and the complexity of the model. Of all the factors, the complexity of the model makes sense mostly in intuition. Intuitively, complex models may overfit a specific traffic environment and are hard to converge to an optimum with little data. On the contrary, simple models may have better generalizability but are not able to perform well enough. Thus, we study the effect of the complexity of the model on its generalizability. We change the width and depth of our deep network layers and observe the performances of models with different complexity. We use the number of parameters of the model as the metric to measure the complexity of the models. And We compare the performance w.r.t. average travel time and average queue length in Fig. 6.

The results show that AMM is not very sensitive to model complexity. With different numbers of parameters, the adaptive model trained by AMM performs well. And we can see that the comprehensive performance of the model whose number of parameters is about 7 million is best. Its results w.r.t. two metrics are smaller, and its standard deviations are also smaller, which means its performances are relatively stable. So we select it as the model that compares with baselines.

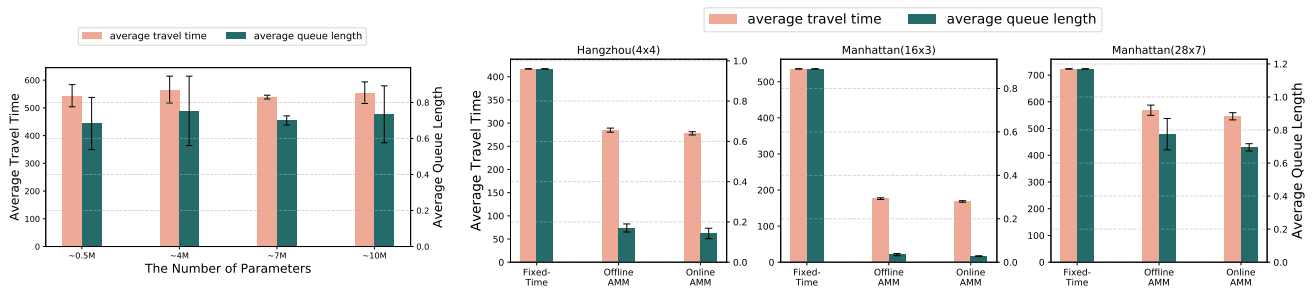
## 5.6 Case Study

**5.6.1 Source city selection.** In our method, the design of the dynamics module is mainly based on the intuition of the similarity of internal traffic logic in different traffic environments. In this study, we try to obtain more support for our intuition.

Suppose there are two cities: the source city  $A$  and the target city  $B$ . The dynamics process of target city  $B$  is similar to  $A$ 's. Given the solutions to the source city's TSC problems, we need to find the target one. Assuming our intuition is correct, the model adapted from city  $A$  should perform not badly after fine-tuning due to their similarity. We conduct an experiment to show the results as our expectation. We mainly train the model on a single source city and fine-tune it on the target city, evaluating the performance of the adaptive model. Specifically, we still use the datasets Hangzhou(4×4), Manhattan(16×3), and Manhattan(28×7) to confirm their common internal traffic logic.

The results are reported in Tab. 3. We choose Fixed-Time and Max-Pressure as the compared baselines because of their relatively better performance on the small amount of data than others. the due to its deterministic. The model that is pre-trained in one source city performs not badly, which shows they have similar traffic dynamics processes. Besides, comparing the results with AMM in Tab. 1, we





**Figure 6: The performance of models with different complexity of models. The results show that our method is not sensitive to the number of model parameters.**

**Figure 7: The comparative average travel times and average queue lengths among three methods. The Offline AMM reach pretty good results only with little logged data in target cities.**

**Table 3: The results of case study 1: source city selection. The models that are pre-trained in single-city data perform not so badly, showing that different traffic environments share similar internal traffic logic. Note that our observations are much simpler than MP during the evaluation phase.**

Source City	Hangzhou(4x4)		Manhattan(16x3)		Manhattan(28x7)	
	travel time	queue length	travel time	queue length	travel time	queue length
Hangzhou(4x4)	/	/	180.67±1.99	0.05±0.01	551.75±13.13	0.72±0.09
Manhattan(16x3)	280.57±2.52	0.16±0.02	/	/	606.03±62.11	0.76±0.18
Manhattan(28x7)	280.93±2.57	0.16±0.02	174.83±2.02	0.04±0.01	/	/
Fixed-Time	416.88±0.00	0.96±0.00	535.60±0.00	0.89±0.00	723.08±0.00	1.17±0.00
MP	303.31±0.00	0.29±0.00	250.14±0.00	0.14±0.00	564.36±0.00	0.70±0.00

can see the superior advantage of aggregating multi-city experience over using single-city data. And these show the plausibility of our design.

**5.6.2 Training the observation adapter with offline data.** Due to possible economic loss and traffic resource waste during RL model training, the huge price of interacting with the real-world traffic environment is always a major concern. And that is why the studies usually are carried out in traffic simulators instead of the real world. The offline data is logged by the online environment and can not be interacted with, which means the offline environment can not step with an action. Train the model on logged (i.e. not interactive) data usually get bad performance. The major issue with offline training is that the model can not get timely feedback from the environment. And the unevaluated policy easily goes wrong.

In the general case, it is difficult to find the approximated function that maps the current traffic internal state to the next state. So it always spends lots of interactive data building their connection. With the modularized design, the observation-to-state module is separated from the dynamics process. And the relation of observation and state seems not so complex, which makes it possible to reach a good performance by only training the observation adapter module on offline data.

We train the observation adapter on offline data that are logged during the Fixed-Time TSC policy interacts with the environment, simulating the process of the offline data produced in the real world. And evaluate the model after concatenating the observation adapter

trained on logged data with other modules. As Fig. 7, the model gets pretty good results. The results show that the modular approach allows different training strategies to be performed between different modules so that we can reduce the cost of model training or improve the performance of the model.

## 6 CONCLUSION

In this paper, we propose an effective approach named Adaptive Modularized Model (AMM) for the model adaptation of traffic signal control problems. AMM modularizes the TSC problem so that the surface representations are decoupled with the internal dynamics process. Besides, we use meta-learning to aggregate data from multiple cities, making the model more potential to find a great solution to the problem. AMM solves the challenges faced in the model adaptation: (1) the change of observation and internal dynamics; (2) the low reuse of multi-city data that may have completely different physical meanings and even different dimensions.

We conduct several experiments, including the comparison experiments with baselines, the ablation experiments, and the expanded experiments in case studies. The experimental results show the effectiveness and plausibility of our method. The modular design splits the deep network model and allows different strategies to be taken in different modules, which creates the space to improve performance further. That may be an interesting research direction in the future.

## REFERENCES

- [1] Richard E Allsop. 1971. Delay-minimizing settings for fixed-time traffic signals at a single road junction. *IMA Journal of Applied Mathematics* 8, 2 (1971), 164–185.
- [2] OpenAI: Marcin Andrychowicz, Bowen Baker, Maciej Chociej, Rafal Jozefowicz, Bob McGrew, Jakub Pachocki, Arthur Petron, Matthias Plappert, Glenn Powell, Alex Ray, et al. 2020. Learning dexterous in-hand manipulation. *The International Journal of Robotics Research* 39, 1 (2020), 3–20.
- [3] Chacha Chen, Hua Wei, Nan Xu, Guanjie Zheng, Ming Yang, Yuanhao Xiong, Kai Xu, and Zhenhui Li. 2020. Toward a thousand lights: Decentralized deep reinforcement learning for large-scale traffic signal control. In *Proceedings of the AAAI Conference on Artificial Intelligence*, Vol. 34. 3414–3421.
- [4] Chelsea Finn, Pieter Abbeel, and Sergey Levine. 2017. Model-agnostic meta-learning for fast adaptation of deep networks. In *International conference on machine learning*. PMLR, 1126–1135.
- [5] Carlos Gershenson. 2004. Self-organizing traffic lights. *arXiv preprint nlin/0411066* (2004).
- [6] Ian J Goodfellow, Jean Pouget-Abadie, Mehdi Mirza, Bing Xu, David Warde-Farley, Sherjil Ozair, Aaron Courville, and Yoshua Bengio. 2014. Generative Adversarial Networks. *arXiv preprint arXiv:1406.2661* (2014).
- [7] Irina Higgins, Arka Pal, Andrei Rusu, Loic Matthey, Christopher Burgess, Alexander Pritzel, Matthew Botvinick, Charles Blundell, and Alexander Lerchner. 2017. Darla: Improving zero-shot transfer in reinforcement learning. In *International Conference on Machine Learning*. PMLR, 1480–1490.
- [8] Qize Jiang, Minhao Qin, Shengmin Shi, Weiwei Sun, and Baihua Zheng. 2022. Multi-agent reinforcement learning for traffic signal control through universal communication method. *arXiv preprint arXiv:2204.12190* (2022).
- [9] Diederik P Kingma and Max Welling. 2013. Auto-encoding variational bayes. *arXiv preprint arXiv:1312.6114* (2013).
- [10] Misha Laskin, Kimin Lee, Adam Stooke, Lerrel Pinto, Pieter Abbeel, and Aravind Srinivas. 2020. Reinforcement learning with augmented data. *Advances in neural information processing systems* 33 (2020), 19884–19895.
- [11] Michael Laskin, Aravind Srinivas, and Pieter Abbeel. 2020. Curl: Contrastive unsupervised representations for reinforcement learning. In *International Conference on Machine Learning*. PMLR, 5639–5650.
- [12] Afshin Oroojlooy, Mohammadreza Nazari, Davood Hajinezhad, and Jorge Silva. 2020. Attendlight: Universal attention-based reinforcement learning model for traffic signal control. *Advances in Neural Information Processing Systems* 33 (2020), 4079–4090.
- [13] Xinlei Pan, Yurong You, Ziyan Wang, and Cewu Lu. 2017. Virtual to real reinforcement learning for autonomous driving. *arXiv preprint arXiv:1704.03952* (2017).
- [14] Reda Bahi Slaoui, William R Clements, Jakob N Foerster, and Sébastien Toth. 2019. Robust domain randomization for reinforcement learning. (2019).
- [15] Josh Tobin, Rachel Fong, Alex Ray, Jonas Schneider, Wojciech Zaremba, and Pieter Abbeel. 2017. Domain randomization for transferring deep neural networks from simulation to the real world. In *2017 IEEE/RSJ international conference on intelligent robots and systems (IROS)*. IEEE, 23–30.
- [16] Eric Tzeng, Coline Devin, Judy Hoffman, Chelsea Finn, Pieter Abbeel, Sergey Levine, Kate Saenko, and Trevor Darrell. 2020. Adapting deep visuomotor representations with weak pairwise constraints. In *Algorithmic Foundations of Robotics XII: Proceedings of the Twelfth Workshop on the Algorithmic Foundations of Robotics*. Springer, 688–703.
- [17] Pravin Varaiya. 2013. Max pressure control of a network of signalized intersections. *Transportation Research Part C: Emerging Technologies* 36 (2013), 177–195.
- [18] Hua Wei, Chacha Chen, Guanjie Zheng, Kan Wu, Vikash Gayah, Kai Xu, and Zhenhui Li. 2019. Presslight: Learning max pressure control to coordinate traffic signals in arterial network. In *Proceedings of the 25th ACM SIGKDD International Conference on Knowledge Discovery & Data Mining*. 1290–1298.
- [19] Hua Wei, Nan Xu, Huichu Zhang, Guanjie Zheng, Xinshi Zang, Chacha Chen, Weinan Zhang, Yanmin Zhu, Kai Xu, and Zhenhui Li. 2019. Colight: Learning network-level cooperation for traffic signal control. In *Proceedings of the 28th ACM International Conference on Information and Knowledge Management*. 1913–1922.
- [20] Hua Wei, Guanjie Zheng, Vikash Gayah, and Zhenhui Li. 2019. A Survey on Traffic Signal Control Methods. *arXiv preprint arXiv:1904.08117* (2019).
- [21] Hua Wei, Guanjie Zheng, Huaxiu Yao, and Zhenhui Li. 2018. Intellilight: A reinforcement learning approach for intelligent traffic light control. In *Proceedings of the 24th ACM SIGKDD International Conference on Knowledge Discovery & Data Mining*. 2496–2505.
- [22] Qiang Wu, Liang Zhang, Jun Shen, Linyuan Lü, Bo Du, and Jianqing Wu. 2021. Efficient pressure: Improving efficiency for signalized intersections. *arXiv preprint arXiv:2112.02336* (2021).
- [23] Xinshi Zang, Huaxiu Yao, Guanjie Zheng, Nan Xu, Kai Xu, and Zhenhui Li. 2020. Metalight: Value-based meta-reinforcement learning for traffic signal control. In *Proceedings of the AAAI Conference on Artificial Intelligence*, Vol. 34. 1153–1160.
- [24] Huichu Zhang, Siyuan Feng, Chang Liu, Yaoyao Ding, Yichen Zhu, Zihan Zhou, Weinan Zhang, Yong Yu, Haiming Jin, and Zhenhui Li. 2019. Cityflow: A multi-agent reinforcement learning environment for large scale city traffic scenario. In *The world wide web conference*. 3620–3624.
- [25] Liang Zhang, Qiang Wu, Jun Shen, Linyuan Lü, Bo Du, and Jianqing Wu. 2022. Expression might be enough: representing pressure and demand for reinforcement learning based traffic signal control. In *International Conference on Machine Learning*. PMLR, 26645–26654.
- [26] Guanjie Zheng, Yuanhao Xiong, Xinshi Zang, Jie Feng, Hua Wei, Huichu Zhang, Yong Li, Kai Xu, and Zhenhui Li. 2019. Learning phase competition for traffic signal control. In *Proceedings of the 28th ACM international conference on information and knowledge management*. 1963–1972.