

# Multi-Objective Optimization-Based Anonymization of Structured Data for Machine Learning

Yusi Wei, Hande Y. Benson, Joseph K. Agor, Muge Capan

**Abstract**—Data is essential for secondary use, but ensuring its privacy while allowing such use is a critical challenge. Various techniques have been proposed to address privacy concerns in data sharing and publishing. However, these methods often degrade data utility, impacting the performance of machine learning (ML) models. Our research identifies key limitations in existing optimization models for privacy preservation, particularly in handling categorical variables, assessing data utility, and evaluating effectiveness across diverse datasets. We propose a novel multi-objective optimization model that simultaneously minimizes information loss and maximizes protection against attacks. This model is empirically validated using diverse datasets and compared with two existing algorithms. We assess information loss, the number of individuals subject to linkage or homogeneity attacks, and ML performance after anonymization. The results indicate that our model achieves lower information loss and more effectively mitigates the risk of attacks, reducing the number of individuals susceptible to these attacks compared to alternative algorithms in some cases. Additionally, our model maintains comparative ML performance relative to the original data or data anonymized by other methods. Our findings highlight significant improvements in privacy protection and ML model performance, offering a comprehensive framework for balancing privacy and utility in data sharing.

**Index Terms**—multi-objective optimization, machine learning, privacy, information loss, data utility

## I. INTRODUCTION

Data is one of the most powerful resources for uncovering insights and driving innovation. When data is needed for secondary use, including academic studies, business analytics, and public policy development, it often needs to be published or shared. However, doing so introduces significant risks to data privacy. Sensitive information, if improperly handled, can lead to privacy leaks with far-reaching consequences, including identity theft, discrimination, and financial loss. Individuals have the right to preserve the privacy of their information. Additionally, data owners—ranging from companies to government agencies—have both legal obligations and financial incentives to safeguard this privacy [1]. Regulatory frameworks such as the General Data Protection Regulation (GDPR) [2] in Europe and the California Consumer Privacy Act (CCPA) [3], Health Insurance Portability and Accountability Act of 1996 (HIPAA) [4] in the United States impose

strict penalties for data mishandling. Furthermore, maintaining trust with users and stakeholders is crucial for the reputation and success of any organization handling data [5].

To address the privacy concerns associated with data publishing and sharing, various privacy preservation methods have been developed. Among them, differential privacy [6] is a prominent technique that adds random noise to the data to protect individual privacy. Another significant approach is  $k$ -anonymity, which aims to make each individual's record indistinguishable from at least  $k - 1$  others, thereby reducing the risk of direct identification [7]. Yet,  $k$ -anonymized data remains vulnerable to attacks, leading to the development of refinements such as  $l$ -diversity [8] and  $t$ -closeness [9].

After applying these privacy-preserving techniques, data can be published or shared for secondary use, such as training machine learning (ML) models. These models are extensively utilized across various domains, including healthcare for predictive diagnostics, finance for fraud detection, and marketing for customer segmentation. Consequently, it is crucial to maintain the utility of data in ML models to ensure their effectiveness in these applications. However, while these techniques are effective in protecting privacy, they often lead to information loss, which can significantly reduce the utility of the data. This reduction in data quality can, in turn, degrade the performance of ML models, making them less accurate and reliable. Therefore, many studies emphasize the importance of developing models and algorithms that protect privacy while maximizing the utility of data [10], [11].

Optimization models can be effective in addressing the trade-off between privacy and utility. However, we have identified the following limitations in the application of optimization models for privacy preservation:

- **Handling of Categorical Variables:** Many studies have limitations in effectively handling privacy preservation on categorical variables within the optimization models [12].
- **Assessment of Data Utility:** Many studies do not adequately assess how privacy-protected data impacts the performance and accuracy of ML models, leaving a crucial aspect of data utility unaddressed [13], [14].
- **Evaluation with Diverse Datasets:** Many models are evaluated using only a single dataset, limiting the understanding of their effectiveness and generalizability [15].

The objective of our research is to address these identified limitations and contribute to the advancement of privacy-preserving techniques by refining and innovating optimization models. The main contributions of this study are as follows:

- 1) **Development of a multi-objective optimization model:**

Yusi Wei is with LeBow College of Business, Drexel University, Philadelphia, PA, USA

Hande Y. Benson is with LeBow College of Business, Drexel University, Philadelphia, PA, USA

Joseph K. Agor is with Johns Hopkins University Applied Physics Laboratory, Laurel, MD, USA

Muge Capan is with Mechanical and Industrial Engineering Department, University of Massachusetts Amherst, Amherst, MA, USA

We propose a new model designed to simultaneously minimize information loss and maximize protection against homogeneity attacks. Our model incorporates entropy as an objective function to safeguard against homogeneity attacks, while also integrating  $k$ -anonymity through constraints to protect against linkage attacks. Moreover, our model is tailored to enhance the handling of categorical variables. Therefore, our model provides a comprehensive framework for protecting the privacy of data while ensuring its utility for machine learning applications.

- 2) **Evaluation of model effectiveness:** We empirically validate the effectiveness of our model using diverse datasets to ensure broad applicability and robustness. We execute our proposed model and the state-of-the-art from literature, and we quantify the level of information loss, the effectiveness against attacks, and the performance of ML models as measured by the F1 score for each approach.

The remainder of this paper is structured as follows. In Section II, we present an overview of the related work on algorithms and models for privacy preservation. In Section III, we discuss the techniques used in our proposed optimization model. In Section IV, we introduce our proposed multi-objective optimization model for privacy preservation. In Section V, we explain the datasets used in this study and the experimental design. In Section VI, we report the experimental results and present the performance of ML algorithms with the proposed and alternative models. In Section VII, we summarize our findings and provide directions for future research.

## II. LITERATURE REVIEW

In this section, we will introduce the concepts and definitions pertinent to this research topic and review the related works. This literature review will provide the necessary background and context for understanding the state of the art and the contributions of our research.

- **Quasi-identifiers (QIs)** are a set of variables that, when combined, can potentially identify an individual in a dataset. These variables may not be unique identifiers on their own, but when combined, they can reveal information about an individual.
- **Sensitive attributes** are variables in a dataset that contain sensitive information about an individual, such as medical conditions or medical history.
- **Equivalence class** is a set of records that share the same values for a given set of QIs. In other words, records in the same equivalence class cannot be distinguished from one another based on their values for the QIs.
- **Linkage attacks** refer to a situation where an adversary re-identifies individuals in the data by combining information in the dataset with external information, such as publicly available data from social media profiles.
- **Homogeneity attacks** happen when all the values for a sensitive attribute within an equivalence class are identical. In this case, an adversary is able to infer the value of a sensitive attribute of an individual according to other information in the data. This situation can occur even after applying  $k$ -anonymization.

## A. Privacy Preservation Algorithms and Models

TABLE I: Summary of Methods in Privacy Preservation

Privacy Preservation Algorithms and Models		
Perturbative Methods: The original values in the dataset are modified	Semantic Methods: Adding noise	$\epsilon$ -differential privacy, $(\epsilon, \sigma)$ -differential privacy
	Syntactic Methods: Employing a clustering framework	$k$ -anonymity, $l$ -diversity, $t$ -closeness, $\beta$ -likeness, $\theta$ -sensitive $k$ -anonymity
Non-perturbative Methods: The original values in the dataset are not modified	Encryption: Ensuring that only authorized users can decrypt and access it	Advanced Encryption Standard (AES), RSA Algorithm, Homomorphic Encryption
	Federated Learning: Training ML models across multiple decentralized devices or servers while keeping the data localized	Federated Averaging (FedAvg), Secure Aggregation Protocols

Privacy preservation methods can be classified into two main categories based on whether the original values in the dataset are modified: perturbative and non-perturbative methods [16], [17], as outlined in Table I. Perturbative methods involve distorting the original data before its publication to protect individual privacy. These methods can be further divided into semantic and syntactic models [18]. Differential privacy is one of the semantic privacy models.

On the other hand, syntactic privacy models employ a clustering framework to form equivalence classes, ensuring that data within each class is indistinguishable from one another [18]. This process is also called data anonymization. Syntactic approaches include  $k$ -anonymity [7], [19],  $l$ -diversity [8],  $t$ -closeness [9],  $\beta$ -likeness [20] and  $\theta$ -sensitive  $k$ -anonymity [21]. Syntactic privacy models can be further categorized into microaggregation [22] and generalization [23], [24]. Microaggregation replaces the QI values in an equivalence class with the centroid of the equivalence class. In contrast, generalization replaces QI values with broader, less specific values, such as intervals.

Numerous generalization-based algorithms have been developed to achieve data anonymization, including the works of [18], [25]–[27], etc. Additionally, Doka et al. [28] and Liang and Samavi [12] introduced an optimization model grounded in generalization principles. Liang and Samavi [12] employed the Loss Metric, an information loss evaluation metric proposed by [29], as its objective function and incorporates constraints to achieve  $k$ -anonymity. However, this optimization model encounters challenges when dealing with categorical variables [12]. The nature of the objective function, which calculates the difference between the maximum and minimum values, is not inherently meaningful for categorical data. For instance, calculating the subtraction between the 7th category and the 1st category does not provide a useful measure of information loss. In addition, [28] and [12] merely consider  $k$ -anonymity and do not prevent homogeneity attacks, which is the issue addressed by  $l$ -diversity.

Microaggregation-based algorithms have been also extensively explored, including the works of [30]–[34], etc. In addition, Aminifar et al. [35] proposed an optimization model based on microaggregation. Their model’s objective function is

geared towards minimizing the sum of within-group distances. To achieve this, they established a QI space, where individual records were represented as points within this space. These points were subsequently grouped into QI clusters. Within each cluster, the QI values of the records were replaced with the centroid values of the respective QI group. This clustering process was optimized under specified constraints to produce a database that satisfied the criteria for  $k$ -anonymity,  $l$ -diversity, and  $t$ -closeness. However, a notable limitation in their approach lies in the use of the Manhattan distance metric as the objective function. This choice poses challenges when dealing with categorical variables, as Manhattan distance is not inherently suitable for measuring dissimilarity between categorical attributes.

In addition, [36]–[40] have proposed multi-objective optimization models aimed at addressing privacy concerns or examining the trade-off between privacy and utility. These studies underscore the adaptability of optimization models in integrating diverse aspects of privacy preservation and various types of data. The multi-objective framework proves to be highly versatile, not only in meeting different privacy goals but also in accommodating different data structures and formats.

### B. Effects of Privacy Preservation Models on the Performance of ML Models

ML algorithms are widely applied to data analysis, making it imperative to examine the effect of anonymization on their performance. Evaluating the impact of data anonymization is crucial for assessing the trade-off between privacy preservation and the accuracy of ML models.

Oprescu et al. [41] assessed the impact of  $k$ -anonymity on ML models, including Logistic Regression,  $k$ -Nearest Neighbor, and Gradient Boosting algorithms. They implemented  $k$ -anonymity through two approaches: generalization and suppression, as well as microaggregation. Their findings indicated that, particularly for larger and more complex datasets, the decline in model accuracy was minimal. Additionally, they observed that the effect of  $k$ -anonymity significantly depends on the specific dataset and the anonymization technique used.

Senavirathne and Torra [42] investigated the effects of various anonymization techniques, including generalization, microaggregation, and differential privacy, on deep neural networks using three different datasets. Their findings revealed that current data anonymization methods fail to achieve an optimal trade-off between privacy and utility, highlighting the need for new methods to overcome these challenges. Their study also indicates that when the level of anonymization is low, the accuracy of ML models remains comparable to that of the original accuracy, and there is a substantial decline in data utility for multi-class classification problems.

Pitoglou et al. [43] evaluated the impact of data anonymization on the performance of various ML models, including Logistic Regression, Decision Trees,  $k$ -Nearest Neighbors, Support Vector Machines, and Gaussian Naive Bayes. They employed the Mondrian algorithm, a greedy anonymization technique that ensures  $k$ -anonymity through generalization, testing different combinations of QIs and values of  $k$  on

real-world healthcare data. Their findings indicate that the accuracy loss in ML models due to anonymization varies depending on the specific anonymization model employed. Moreover, the selection of QIs significantly influences the performance of ML models on anonymized datasets. They emphasize the importance of tuning hyperparameters in ML models when assessing the impact of anonymization, suggesting that appropriate anonymization techniques and carefully chosen hyperparameters can mitigate the negative effects of anonymization.

Based on this literature review, we conclude the following:

- The impact of **different anonymization algorithms** on ML varies.
- The impact of anonymization on ML differs with **different datasets (including different sizes)**.
- The impact of **different levels of anonymization** exhibits various outcomes in ML.
- For **different ML models**, the impact of anonymization varies.

After reviewing 1106 papers published between 2005 and 2024 across Google Scholar, ACM Digital Library, IEEE Xplore, Wiley Online Library, Web of Science, and ABI/INFORM, we have identified 16 papers that are highly relevant to our study. These papers reveal a significant gap in the application of optimization models for privacy preservation. Thus, our objective is to address these limitations and contribute to the advancement of privacy-preserving techniques through the refinement and innovation of optimization models. In addition, we aim to systematically evaluate the impact of different hyperparameter settings on the performance of ML models. We intend to provide guidance on which hyperparameter settings are most suitable for specific datasets and ML models. Our research aims to offer actionable guidance for researchers preparing data and using data to make decisions or gain insights.

## III. PRELIMINARIES

Table IIa is an example of original data with 9 records. Let  $x_{ij}$  represent the value of  $j$ th QI for record  $i$ , and let its anonymized value be denoted as  $x'_{ij}$ . After anonymization, assume that we have  $n_E$  equivalence classes, which are sets  $E_g$ ,  $g = 1, \dots, n_E$  wherein all records have the same anonymized values for the QIs.

### A. Entropy $l$ -diversity

Machanavajjhala et al. [8] proposed the  $l$ -diversity principle to mitigate homogeneity attacks by enforcing that each equivalence class contains at least  $l \geq 2$  distinct values for a given sensitive attribute. To quantify the degree of diversity of sensitive attributes within each equivalence class, they leveraged the information-theoretic concept of entropy. The entropy of an equivalence class  $E_g$  for a given sensitive attribute whose possible values are represented as the set  $SA$  is computed as follows:

$$\text{entropy}(E_g, SA) = \sum_{s \in SA} -\frac{n(E_g, s)}{|E_g|} \log_2 \left( \frac{n(E_g, s)}{|E_g|} \right) \quad (1)$$

TABLE II: Example of Anonymization

(a) The Original Data

QIs				SA
Age	Number of Visits	Gender	Race	Disease
18	1	Female	White	Flu
19	1	Female	White	Flu
18	2	Female	White	Obesity
38	5	Male	Black	Hypertension
36	8	Male	Black	Hypertension
39	7	Male	Black	Hypertension
87	13	Female	White	Depression
88	15	Female	White	Diabetes
82	12	Female	White	Cancer

(b) 3-Anonymization Results for Table IIa

Equivalence Class	QIs				SA
	Age	Number of Visits	Gender	Race	Disease
$E_1$	18	1	Female	White	Flu
	18	1	Female	White	Flu
	18	1	Female	White	Obesity
$E_2$	37	6	Male	Black	Hypertension
	37	6	Male	Black	Hypertension
	37	6	Male	Black	Hypertension
$E_3$	85	13	Female	White	Depression
	85	13	Female	White	Diabetes
	85	13	Female	White	Cancer

where  $n(E_g, s)$  refers to the number of records that the sensitive attribute value is  $s$  in equivalence class  $E_g$ , and  $|E_g|$  refers to the total number records in  $E_g$ . For instance, we compute the entropy values for the sensitive attribute 'Disease' within three equivalence classes using Table IIb:  $\text{entropy}(E_1, \text{'Disease'}) = 0.91$ ,  $\text{entropy}(E_2, \text{'Disease'}) = 0$ , and  $\text{entropy}(E_3, \text{'Disease'}) = 1.58$ . As previously highlighted, records within  $E_2$  are vulnerable to a homogeneity attack. The calculated entropy ( $E_2, \text{'Disease'}$ ) represents the minimum entropy value across the three equivalence classes. This observation underscores that a lower entropy (1) represents a higher degree of identical sensitive attribute values, implying a greater risk of homogeneity attacks. Conversely, a higher entropy (1), such as  $\text{entropy}(E_3, \text{'Disease'}) = 1.58$ , suggests a lower risk of homogeneity attacks, as it indicates a more diverse group of sensitive attribute values in the dataset.

The entropy of a sensitive attribute  $SA$  is calculated as the minimum entropy across all equivalence classes for  $SA$ :

$$\text{entropy}(SA) = \min_{g \in 1..n_E} \left\{ \text{entropy}(Eg, SA) \right\}. \quad (2)$$

Maximizing the total entropy of all sensitive attributes can enhance protection against homogeneity attacks.

### B. Information Loss

Information loss (IL) refers to the deviation of the original data from the anonymized data [44]. For numeric data [17],

[45], the deviation between  $x_{ij}$  and  $x'_{ij}$  is measured as

$$(x_{ij} - x'_{ij})^2, \quad (3)$$

whereas for categorical data, it is computed as follows:

$$\delta(x_{ij}, x'_{ij}) = \begin{cases} 1, & x_{ij} \neq x'_{ij} \\ 0, & x_{ij} = x'_{ij}. \end{cases} \quad (4)$$

There is already deviation present in the dataset, as well. For numeric data, we measure this deviation as

$$(x_{ij} - \bar{x}_j)^2, \quad (5)$$

where  $\bar{x}_j$  is the mean value for QI  $j$  across all records. For categorical data, we measure it as

$$\delta(x_{ij}, \hat{x}_j), \quad (6)$$

where  $\hat{x}_j$  is the mode for QI  $j$  across all records. To calculate IL, the total deviation across all QIs and records is scaled by the total deviation present in the data itself.

## IV. PROPOSED APPROACH

In this section, we describe our proposed multi-objective anonymization model that aims to simultaneously minimize IL, maximize defense against homogeneity attacks, and maintain  $k$ -anonymity.

### A. Problem Formulation

Suppose we are provided a dataset that has  $n$  records and  $n_{QI}$  QIs. Among the QIs,  $n_{NQI}$  of them are numerical while  $n_{CQI}$  are categorical ( $n_{QI} = n_{NQI} + n_{CQI}$ ). WLOG, we assume that the QIs are ordered such that the indices  $j = 1, \dots, n_{NQI}$  correspond to numerical data and  $j = n_{NQI} + 1, \dots, n_{NQI} + n_{CQI}$  correspond to categorical data. There are also  $n_{SA}$  sensitive attributes (SAs). The values of SA  $j$  for record  $i$  are denoted as  $SA_{ij}$ .

In our model, anonymization of the original data results in clusters with respect to QIs of records where each record can only belong to one cluster. The centroids of the clusters are used to replace the original values of QIs in the data to achieve anonymization so that each cluster is an equivalence class. Denoting the number of clusters in anonymized data as  $n_C$ , we have two sets of decision variables: the set of centroids for clusters,  $q_c = \{q_{c1}, \dots, q_{cn_{QI}}\}$ ,  $c = 1, \dots, n_C$ , and binary variables  $w_{ic}$  representing the membership of record  $i$  in cluster  $c$ ,  $i = 1, \dots, n$  and  $c = 1, \dots, n_C$ . Each record is assigned to only one cluster; therefore, we have an assignment constraint as follows:

$$\sum_{c=1}^{n_C} w_{ic} = 1, \quad i = 1, \dots, n. \quad (7)$$

To formulate IL, we first apply Equation (3) to calculate the deviation after anonymizing numerical data:

$$\sum_{i=1}^n w_{ic} \sum_{j=1}^{n_{NQI}} (x_{ij} - q_{cj})^2, \quad c = 1, \dots, n_C. \quad (8)$$

Then we apply Equation (4) to calculate the deviation after anonymizing categorical data:

$$\sum_{i=1}^n w_{ic} \sum_{j=n_{NQI}+1}^{n_{NQI}+n_{CQI}} \delta(x_{ij}, q_{cj}), \quad c = 1, \dots, n_C. \quad (9)$$

Therefore, the total deviation due to anonymization is calculated using Equation (8) and Equation (9) as follows:

$$\sum_{c=1}^{n_C} \sum_{i=1}^n w_{ic} \left( \sum_{j=1}^{n_{NQI}} (x_{ij} - q_{cj})^2 + \sum_{j=n_{NQI}+1}^{n_{NQI}+n_{CQI}} \delta(x_{ij}, q_{cj}) \right) \quad (10)$$

And then we can apply Equation (5) and (6) to calculate total deviation present in the data itself.

$$\sum_{j=1}^{n_{NQI}} \sum_{i=1}^n (x_{ij} - \bar{X}_j)^2 + \sum_{j=n_{NQI}+1}^{n_{NQI}+n_{CQI}} \sum_{i=1}^n \delta(x_{ij}, \hat{X}_j) \quad (11)$$

where  $\bar{X}_j$  is the mean of the  $j$ th NQI over the entire dataset, and  $\hat{X}_j$  is the mode of the  $j$ th CQI over the entire dataset.

The information loss  $IL$  resulting from the anonymization process is formulated as  $IL = \frac{(10)}{(11)}$ . One of our objectives is to minimize  $IL$ .

Machanavajjhala et al. [8] point out that entropy  $l$ -diversity can serve as a defense against homogeneity attacks because entropy measures the diversity of values within a group, specifically for sensitive attributes. To minimize the risk of homogeneity attacks, we can maximize

$$\sum_{j=n_{NQI}+n_{CQI}+1}^{n_{NQI}+n_{CQI}+n_{SA}} \text{entropy}(SA_j) \quad (12)$$

where  $SA_j$  represents the set of possible values for the  $j$ th SA. To calculate  $\text{entropy}(SA_j)$ , we apply Equations (1) and (2). Letting  $w_c$ ,  $c = 1, \dots, n_C$  denote the equivalence classes induced by cluster assignments  $w$ , Equation (1) can be specified as follows:

$$\text{entropy}(w_c, SA_j) = \sum_{s \in SA_j} -p(w_c, s) \log_2(p(w_c, s)) \quad (13)$$

$$p(w_c, s) = \frac{\sum_{i=1}^n w_{ic} \mathbb{I}(SA_{ij} = s)}{\sum_{i=1}^n w_{ic}} \quad (14)$$

$$\mathbb{I}(SA_{ij} = s) = \begin{cases} 1 & SA_{ij} = s \\ 0 & \text{otherwise} \end{cases}, j = 1, \dots, n_{SA} \quad (15)$$

where  $\sum_{i=1}^n w_{ic} \mathbb{I}(SA_{ij} = s)$  is to the number of records with SA value  $s$  in cluster  $c$ ,  $\sum_{i=1}^n w_{ic}$  is the number of records in cluster  $c$ , and  $p(w_c, s)$  is the fraction of records in cluster  $c$  with SA value equal to  $s$ . Then, Equation (2) can be specified as follows:

$$\text{entropy}(SA_j) = \min_{c \in 1 \dots n_C} \left\{ \text{entropy}(w_c, SA_j) \right\}, j = 1, \dots, n_{SA} \quad (16)$$

To ensure  $k$ -anonymity, we add a constraint to the model that each cluster must contain at least  $k$  records:

$$\sum_{i=1}^n w_{ic} \geq k, \quad c = 1, \dots, n_C. \quad (17)$$

This constraint ensures that each cluster has enough records to protect against linkage attacks.

### B. Proposed Model: MO-OBAM

Putting all of the equations together gives the following multi-objective model:

$$\begin{aligned} & \text{minimize}_{q,w} \quad IL - \lambda \cdot (12) \\ & \text{subject to} \quad (7), (13), (14), (15), (16), (17) \end{aligned}$$

where  $\lambda$  is a hyperparameter to balance the two objective functions. Since  $IL$  and Equation (12) have apparent scale differences that need to be addressed, we propose scaled objective functions, presented in Equation (18), where both  $IL$  and sum of entropy are between 0 and 1.

$$\left( 1 - \frac{MIN(IL)}{IL} \right) - \lambda \left( \frac{(12)}{MAX((12))} \right) \quad (18)$$

In summary, the proposed multi-objective optimization model has two sets of decision variables:  $q_{cj}$ , representing the cluster centroids used to replace the original values in the data, and  $w_{ic}$ , representing the cluster membership for each record. In addition, the objective function of the optimization model serves two purposes. Firstly, it aims to minimize  $IL$  during the anonymization process, ensuring that the anonymized data retains as much useful information as possible. Secondly, it seeks to maximize the sum of entropy to enhance protection against homogeneity attacks. The constraints ensure that each record is assigned to only one cluster and each cluster has at least  $k$  records to protect against linkage attacks.

Additionally, to evaluate the effectiveness of our proposed model in terms of  $IL$ , protection against attacks, and the impact on ML model performance, we conduct a comparative analysis using anonymized data from our model and two existing algorithms alongside the original datasets, serving as the baseline. Therefore, we assess several hypotheses regarding our proposed model. The hypotheses are as follows:

- H1:  $IL$  resulting from our model is lower than the two alternative algorithms.
- H2: Our model provides further protection against both linkage and homogeneity attacks by reducing the number of records that are at risk of such attacks
- H3: Our model will not negatively impact the performance of ML models, as measured by the F1 score.

## V. EXPERIMENTAL SETUP

In this section, we delve into the datasets used in our study, outline our strategies for tuning hyperparameters, and describe our experimental design. Figure 1 delineates the experimental process, illustrating the steps undertaken in our investigation.

TABLE III: Information about datasets used in this study

Dataset	Number of Records	Number of Attributes	Number of QIs	Number of CQIs	Number of SAs	Number of Classes
German credit	1000	21	1	2	2	2
Adult	45222	15	1	3	1	2
Sepsis patient	119871	106	3	3	30	2

### A. Data

In this study, we utilized three distinct datasets: the Adult dataset, the German Credit dataset, and the Sepsis Patient dataset, as summarized in Table III.

The German Credit dataset [46] is used to classify individuals into categories of good or bad credit risks based on a set of attributes. The QIs encompass age, personal status (including marital status and sex), and job type, while the SAs include checking account status and saving account status.

The Adult dataset [47], also referred to as the Census Income dataset, aims to predict whether an individual’s income exceeds \$50,000 per year. It features QIs such as age, race, sex, and marital status, with occupation as the sensitive attribute.

The sepsis patient dataset is composed of retrospectively collected EHR data from two hospitals of a single tertiary-care healthcare system in the United States (in total, 1100 in-hospital beds). The data collection was performed from patients admitted to these hospitals between July 2013 and December 2015. The inclusion criteria consisted of patient age  $\geq 18$  at arrival and visit types of in-patient, Emergency Department only, or observational visits. The QIs in the dataset include age, the number of visits to the hospital, the number of days spent in the hospital, gender, race, and ethnicity. The dataset includes 30 SAs, which indicate whether a patient has been previously diagnosed with specific diseases such as tumors, hypertension, or blood loss during a prior visit before the current visit. The sepsis flag is the target variable for ML models. The sepsis flag indicates that the patient was discharged with a sepsis-related International Classification of Diseases (ICD) code in their chart based on meeting clinical sepsis criteria during their hospitalization.

### B. Tuning Hyperparameters

In our model, three key hyperparameters— $n_C$ ,  $\lambda$ , and  $k$ —play crucial roles. The optimal values for these hyperparameters hinge upon several factors including the dataset’s size, diversity, sensitivity, and its intended use. We aim to provide guidance on tuning these hyperparameters for effective application of our model.

- 1)  $n_C$ : This hyperparameter is paramount in our model as it directly influences the diversity of QIs in the anonymized data. It dictates the degree of information loss, resistance against attacks, performance of ML models, and computational efficiency. The lower bound of  $n_C$  is 1, so, all data points are aggregated into a single cluster, implying that they share identical QIs combination. Conversely, the upper bound of  $n_C$  corresponds to the total number of unique combinations of QIs obtained by concatenating their values from the original dataset. Practically, we may constrain the range of  $n_C$  to a subset of this full

range, such as starting with 4 clusters or 10 clusters and increasing it by 10 and extending up to 20% of the upper bound. A smaller  $n_C$  leads to more data points being assigned to the same clusters, enhancing robustness against attacks and reducing computational overhead. However, this comes at the cost of increased information loss and potentially diminished ML model performance.

- 2)  $\lambda$ : It controls the trade-off between two competing objective functions. On the one hand, the model aims to minimize IL during the process of anonymization. On the other hand, the model also aims to maximize the protection of SAs. It ranges from 0 to 1. Our approach initializes  $\lambda$  at 0.0001 and iteratively increases it by a factor of 10 until reaching 1. However, for binary SAs, a higher  $\lambda$  is preferable as binary SAs are more vulnerable to homogeneity attacks. Thus, we initially prioritize defense against such attacks and subsequently adjust  $n_C$  based on IL considerations. As  $\lambda$  approaches 1, the model prioritizes defense against homogeneity attacks, whereas a value closer to 0 prioritizes information loss minimization. This nuanced adjustment ensures a tailored approach to balancing privacy preservation and utility in the anonymization process.
- 3)  $k$ : This hyperparameter enforces the  $k$ -anonymity requirement, ensuring that each record is indistinguishable from at least  $k - 1$  other records. The selection of  $k$  should consider factors such as the size of the dataset and the acceptable level of re-identification risk. The minimum value for  $k$  is 2, and it must also satisfy the constraint  $k \leq \frac{n}{n_C}$ . In this study, we adopt  $k$  values of 5, 10, 15, and 20 based on El Emam’s study [48]. However, it is essential to acknowledge that in our model, achieving  $k$ -anonymity becomes more straightforward when the selected value of  $k$  is substantially lower than the  $\frac{n}{n_C}$ .

In this study, we investigate the parameter space of three crucial hyperparameters by establishing intervals for each and assessing the model at different points within these intervals. This approach resembles a grid search, allowing us to assess model performance across a range of hyperparameter values. However, to automate the hyperparameter tuning process, various packages in R or Python, such as rBayesianOptimization [49], can be utilized. These tools enable efficient exploration of the hyperparameter space, aiding in the selection of optimal values for enhanced model performance.

### C. Experimental Design

#### 1) Baseline Analysis:

- **Initial risk level:** To gain insights into the initial risk levels in the three datasets, we assess the number of people who are vulnerable to linkage and homogeneity attacks. To evaluate the initial level of linkage attacks, we identify people for whom the value exceeds the threshold  $\tau$ , where  $\tau$  is determined by the reciprocal of the size of the cluster to which the people belong [50]. Specifically, we consider thresholds of  $\tau = 0.05, 0.075, 0.1$  based on El Emam’s study [48]. To evaluate the initial level of

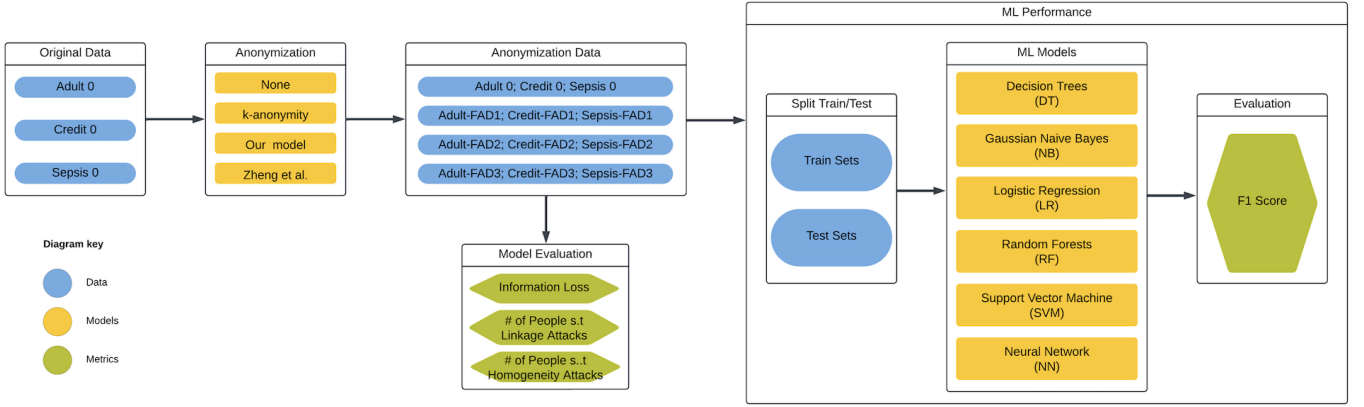


Fig. 1: Process of the experiment

homogeneity attacks, we identify people within clusters where the values of SAs are identical.

- **Initial ML performance:** We leverage three datasets to train and evaluate ML models, specifically Decision Trees (DT), Gaussian Naive Bayes (NB), Logistic Regression (LR), Random Forests (RF), Support Vector Machine (SVM), and Neural Network (NN). We employ a training and test set division for 100 iterations and document ML performance measured by the F1 score for each iteration.

2) *Anonymization Process:* In the subsequent phase of the experiment, we applied three anonymization algorithms, namely the  $k$ -anonymity algorithm proposed by Domingo-Ferrer and Torra [22], the algorithm introduced by Zheng et al. [51], and our model. The  $k$ -anonymity algorithm proposed by [22] exclusively addresses linkage attacks and serves as the baseline algorithm for the anonymization process. Conversely, the algorithm proposed by [51] shares similar objectives as our model, which provide protection against both linkage and homogeneity attacks.

3) *Model Evaluations:* We compare the IL of the datasets to evaluate the effectiveness of the algorithms in maintaining information. We also calculate the number of individuals subject to linkage and homogeneity attacks in the anonymized datasets to examine the effectiveness of protection against attacks. We will compare our model with the  $k$ -anonymity algorithm to determine if our model offers superior protection against linkage attacks, if  $k$ -anonymity alone is insufficient in addressing homogeneity attacks, and if our model can provide advanced protection against them. We will also compare our model with the algorithm introduced by [51]. This comparative analysis will provide insights into the effectiveness of our model relative to state-of-the-art anonymization techniques.

4) *ML Performance:* We leverage the anonymized datasets to train and evaluate ML models. The objective is to comprehensively evaluate the influence of our model on the performance of ML models. Therefore, we undertake two comparisons. Firstly, we compare the ML performance of our model with initial ML performance. Secondly, we compare our model’s ML performance with two alternative algorithms. These comparisons enable us to thoroughly evaluate the effectiveness of our model in enhancing ML outcomes. To achieve

comparisons, we employ the statistical test on the F1 scores gathered from 100 iterations.

## VI. EXPERIMENTAL RESULTS

In this section, we present the model evaluation and ML performance across different datasets and scenarios. Section VI-A details the model evaluation results, where Section VI-A1 discusses the evaluation of our proposed model, MO-OBAM and Section VI-A2, we compare model evaluation results of MO-OBAM with two alternative algorithms. Section VI-B focuses on the ML performance results. Specifically, Section VI-B1 outlines the ML performance of MO-OBAM, while Section VI-B2 provides a comparative analysis of ML performance between MO-OBAM and the alternative algorithms.

The models under consideration vary in the number of hyperparameters they incorporate. Specifically, the algorithm proposed by [22] introduces a single hyperparameter,  $k$ , which is essential for maintaining the  $k$ -anonymity requirement. In contrast, the algorithm proposed by [51] introduces an additional hyperparameter,  $l$ , while our model includes two more hyperparameters:  $n_C$  and  $\lambda$ . Despite these differences, all three models share the parameter  $k$ . Therefore, we focus on presenting results corresponding to different values of  $k$  for  $k$ -anonymity, specifically  $k = 5, 10, 15, 20$ .

### A. Model Evaluations

1) *MO-OBAM:* In this section, we use the German credit dataset as an example to demonstrate the impact of hyperparameter changes in our model on information loss, and the number of individuals susceptible to linkage and homogeneity attacks. Figure 2 shows how each hyperparameter change affects these metrics when  $k = 5$ . The x-axis represents  $n_C$  (number of clusters), ranging from 4 to 30, while the y-axis represents  $\lambda$ , which varies exponentially from 1 to 0.0001. The color gradient indicates the level of information loss, the number of individuals at risk of linkage or homogeneity attacks, with darker blue areas representing higher values and lighter blue areas representing lower values.

Figure 2a illustrates how information loss varies with different combinations of  $n_C$  and  $\lambda$  values for  $k = 5$ . It is evident that as  $n_C$  increases while holding  $\lambda$  constant, there

is a consistent decrease in information loss. Conversely, when  $n_C$  is fixed, increasing  $\lambda$  results in higher information loss. This trend holds consistent across different values of  $k$ .

Figure 2b shows how the number of individuals susceptible to linkage attacks varies with different combinations of  $n_C$  and  $\lambda$  values when  $k = 5$  and  $\tau = 0.05$ . This figure indicates that as  $n_C$  increases while holding  $\lambda$  constant, there is a consistent increase in the number of individuals at risk of linkage attacks. Similarly, increasing  $\lambda$  while holding  $n_C$  constant also increases the number of individuals at risk. Interestingly, when  $n_C$  ranges from 4 to 10, no individuals are at risk of linkage attacks, demonstrating that our model provides sufficient protection against such attacks with a smaller number of clusters. This occurs because fewer clusters lead to more individuals per cluster, mitigating the risk of linkage attacks.

Figure 2c depicts how the number of individuals susceptible to homogeneity attacks varies with different combinations of  $n_C$  and  $\lambda$  values when  $k = 5$ . The figure reveals that when  $\lambda$  is small, prioritizing the minimization of the objective function over information loss, certain individuals remain vulnerable to homogeneity attacks, especially with larger  $n_C$  values. In addition, as  $n_C$  increases while holding  $\lambda$  constant, the number of individuals at risk of homogeneity attacks also increases. However, the large white area in the figure indicates that no individuals are at risk of homogeneity attacks in most combinations of  $n_C$  and  $\lambda$  values, underscoring the effectiveness of our model in mitigating such attacks.

These results demonstrate that information loss, and the number of individuals susceptible to linkage and homogeneity attacks are influenced by the number of clusters. Observing the three plots vertically, the darker blue areas in Figure 2 are inversely related. An increase in the number of clusters typically reduces information loss but increases the risk of linkage and homogeneity attacks. This is because a greater number of clusters leads to a wider diversity of QI values, thereby reducing information loss. However, as the number of clusters grows, fewer individuals are allocated to each cluster, increasing the risk of attacks. Therefore, to achieve robust protection against attacks while maintaining data utility, an optimal range for  $n_C$  is generally in the middle area.

2) *Comparative Analysis of Model Evaluation*: To comprehensively evaluate the models, we systematically explore various values for each hyperparameter. In Appendix A, we provide a detailed overview of the selected hyperparameter values for each model. As each combination of hyperparameters results in specific levels of information loss and varying susceptibility to linkage and homogeneity attacks, due to the space constraints, presenting all possible values is impractical. Consequently, we present the results primarily based on varying values of  $k$  ( $k = 5, 10, 15, 20$ ) and values for  $l$ ,  $n_C$ , and  $\lambda$  that promote lower and higher protection against homogeneity attacks for [51] and our model. Tables IVa and IVb present model evaluation results using German credit dataset, and Tables Va and Vb display model evaluation results using Adult dataset. For the sepsis patient data, all SAs are binary. In [51], they have identified the value of 2 as optimal for maximizing protection against homogeneity attacks. Following

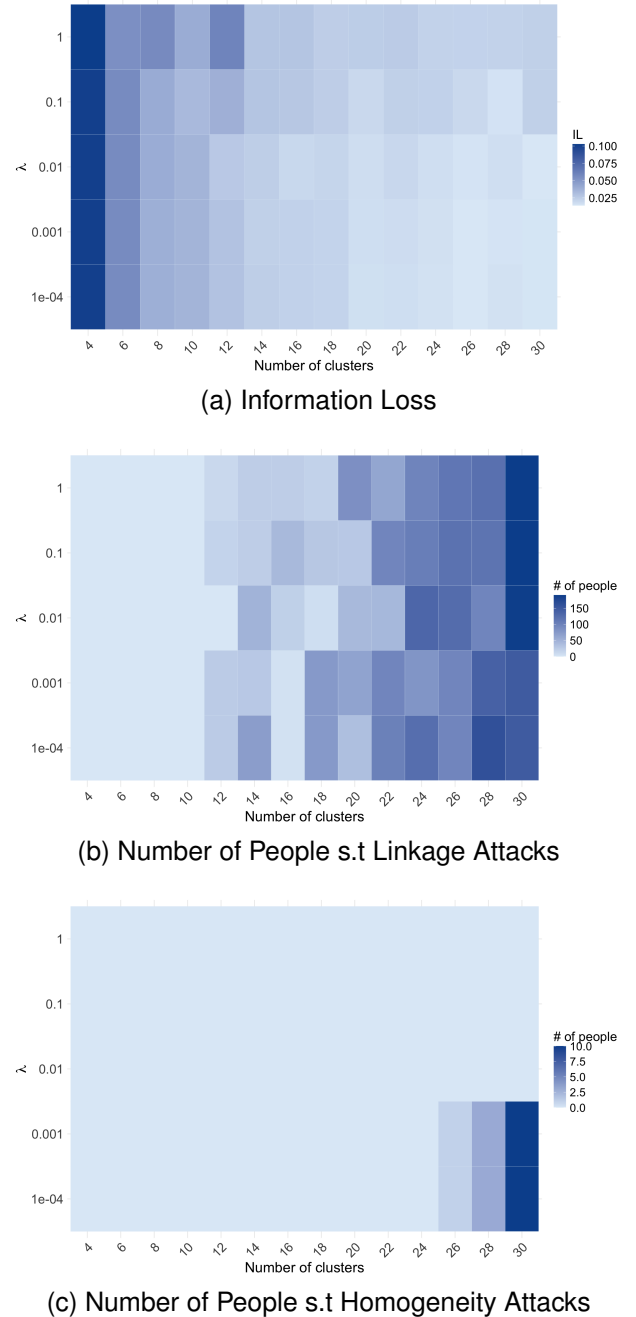


Fig. 2: Impact of  $n_C$  and  $\lambda$  on privacy preservation using the German credit German credit dataset ( $k = 5$ )

this principle, we only compare our results when we promote higher protection against homogeneity attacks with theirs. Hence, Table VI present evaluations with higher promotion of protection against homogeneity attacks.

*Compare to  $k$ -anonymity*: In the algorithm proposed by [22], the hyperparameter  $k$  dictates the number of clusters, with higher values of  $k$  resulting in a decreased number of clusters. The results of  $k$ -anonymity presented in Table IV through VI illustrate that as  $k$  increases from 5 to 20, the number of clusters decreases while information loss increases. Concurrently, the number of individuals vulnerable to attacks decreases. However, even when  $k = 5$ , there remain individu-



als susceptible to homogeneity attacks across all three datasets. Notably, in the sepsis patient dataset, which comprises the most significant number of SAs, individuals are still at risk of homogeneity attacks even when  $k = 20$ .

Upon comparing our proposed model with the  $k$ -anonymity algorithm, several critical insights emerge for each dataset.

- **German credit:** When a lower promotion of protection against homogeneity attacks is proposed, our model consistently demonstrates lower information loss across all values of  $k$  despite having fewer clusters. This indicates that our approach preserves data utility more effectively. In terms of the number of individuals susceptible to linkage attacks, our model shows significant improvements. For  $\tau = 0.05$ , our model results in substantially fewer individuals at risk of linkage attacks in 3 out of 4 different  $k$  values compared to  $k$ -anonymity. For  $\tau = 0.075$ , our model continues to demonstrate fewer individuals at risk in 2 out of 4 different  $k$  values. However, for  $\tau = 0.1$ , our model achieves fewer individuals at risk in only 1 out of 4  $k$  values. Regarding homogeneity attacks, our model performs better at  $k = 5$ , showing fewer individuals at risk compared to  $k$ -anonymity. However, for  $k$  values of 10, 15, and 20, our model shows an increase in the number of individuals susceptible to homogeneity attacks compared to  $k$ -anonymity. When emphasizing higher protection against homogeneity attacks, our model exhibits higher information loss across all values of  $k$  due to the significantly fewer clusters compared to  $k$ -anonymity. Because of fewer clusters, our model provides more robust protection against both linkage and homogeneity attacks. The significantly fewer clusters in our model lead to a scenario where no individuals are susceptible to linkage or homogeneity attacks, highlighting the effectiveness of our approach in safeguarding sensitive data.
- **Adult:** When a lower promotion of protection against homogeneity attacks is required, our model displays higher information loss across all values of  $k$  due to the fewer clusters compared to  $k$ -anonymity. For protection against linkage attacks, our model consistently shows fewer individuals at risk. For  $\tau = 0.05$ , our model results in significantly fewer individuals susceptible to linkage attacks in 3 out of 4 different  $k$  values compared to  $k$ -anonymity. For  $\tau = 0.075$ , our model continues to demonstrate fewer individuals at risk in 2 out of 4 different  $k$  values. For  $\tau = 0.1$ , our model achieves fewer individuals at risk in only 1 out of 4  $k$  values. Regarding the protection against homogeneity attacks, our model performs better at  $k = 5$ , showing fewer individuals at risk compared to  $k$ -anonymity. However, for  $k$  values of 10, 15, and 20, our model shows an increase in the number of individuals susceptible to homogeneity attacks compared to  $k$ -anonymity. When emphasizing higher protection against homogeneity attacks, our model exhibits higher information loss across all values of  $k$  due to the significantly fewer clusters compared to  $k$ -anonymity. With fewer clusters, our model provides more robust protection against both types of attacks.

- **Sepsis patient:** In the Sepsis Patient dataset, our model consistently demonstrates lower information loss across all values of  $k$  despite having fewer clusters. Regarding linkage attacks, our model performs equally or better, showing fewer individuals at risk except for  $k = 15$  when  $\tau = 0.05$  and  $\tau = 0.1$ . For homogeneity attacks, our model shows no individuals at risk across all  $k$  values, unlike  $k$ -anonymity, which consistently leaves some individuals vulnerable.

Overall, when  $k$ -anonymity shows an 8% to 35% decrease in the number of individuals at risk of linkage attacks compared to the baseline, our model achieves approximately a 96% to 98% decrease, which indicates our model's superior ability to protect against linkage attacks. Moreover, our model provides advanced protection against homogeneity attacks, significantly reducing the number of individuals at risk.

*Compare to algorithm proposed by [51]:* In the algorithm proposed by [51], both  $k$  and  $l$  play a role in determining the number of clusters. Specifically, for a fixed value of  $l$ , increasing  $k$  results in fewer clusters. The results of [51] in each table from IV to VI can illustrate this trend, showing that as  $k$  increases, information loss also increases, while the number of individuals susceptible to attacks, particularly linkage attacks, decreases. Conversely, for a given value of  $k$ , an increase in  $l$  results in a decrease in the number of clusters, so the information loss is increased, but the number of individuals vulnerable to linkage attacks decreases.

When comparing our model to the algorithm proposed by [51], several key observations emerge.

- **German credit:** In scenarios emphasizing lower promotion of protection against homogeneity attacks, our model exhibits higher information loss for  $k = 5, 10, \text{ and } 15$  due to fewer clusters compared to the algorithm proposed by [51]. However, for  $k = 20$ , our model achieves lower information loss despite having fewer clusters. Regarding protection against linkage attacks, our model significantly outperforms the algorithm proposed by Zheng et al. in several instances. For  $\tau = 0.05$ , our model results in significantly fewer individuals susceptible to linkage attacks in 3 out of 4 different  $k$  values. For  $\tau = 0.075$ , this superior performance is observed in 2 out of 4  $k$  values, and for  $\tau = 0.1$ , it is seen in 1 out of 4  $k$  values. However, when evaluating the number of individuals susceptible to homogeneity attacks, the algorithm by [51] demonstrates superior performance. In situations where higher promotion of protection against homogeneity attacks is prioritized, our model incurs higher information loss across all  $k$  values. This is due to the significantly fewer clusters used in our approach. Despite this increased information loss, our model exhibits superior performance in terms of protection against both linkage and homogeneity attacks compared to the algorithm proposed by [51]
- **Adult:** In scenarios emphasizing lower promotion of protection against homogeneity attacks, the algorithm proposed by [51] achieves significantly fewer clusters, resulting in markedly lower information loss compared to our model. Despite this, our model offers more robust protection against linkage attacks in various scenarios.

TABLE IV: Comparison of model results for the German Credit dataset. The columns labeled  $\tau = 0.05$ ,  $\tau = 0.075$ , and  $\tau = 0.1$  indicate the number of individuals at risk of linkage attacks. The column labeled HA represents the number of individuals at risk of homogeneity attacks. The ‘‘Baseline’’ row refers to the original German Credit dataset.

(a) Hyperparameter values that promote lower protection against homogeneity attacks

Model	# of clusters	Hyperparameter Values	IL	$\tau=0.05$	$\tau=0.075$	$\tau=0.1$	HA
Baseline	310			959	828	698	275
$k$ -anonymity	149	( $k=5$ )	0.0166	940	790	570	50
Zheng et al	191	( $k=5, l=2$ )	0.0061	899	778	532	0
MO-OBAM	30	( $k=5, \lambda=0.0001, n_C=30$ )	0.0147	148	63	29	10
$k$ -anonymity	90	( $k=10$ )	0.0255	810	810	0	0
Zheng et al	101	( $k=10, l=2$ )	0.0106	860	860	0	0
MO-OBAM	30	( $k=10, \lambda=0.0001, n_C=30$ )	0.0153	118	71	22	5
$k$ -anonymity	63	( $k=15$ )	0.0408	885	0	0	0
Zheng et al	67	( $k=15, l=2$ )	0.0141	820	10	0	0
MO-OBAM	30	( $k=15, \lambda=0.0001, n_C=30$ )	0.0153	106	40	40	3
$k$ -anonymity	49	( $k=20$ )	0.0545	0	0	0	0
Zheng et al	51	( $k=20, l=2$ )	0.0164	0	0	0	0
MO-OBAM	30	( $k=20, \lambda=0.0001, n_C=30$ )	0.0148	125	57	31	2

(b) Hyperparameter values that promote higher protection against homogeneity attacks

Model	# of clusters	Hyperparameter Values	IL	$\tau=0.05$	$\tau=0.075$	$\tau=0.1$	HA
Baseline	310			959	828	698	275
$k$ -anonymity	149	( $k=5$ )	0.0166	940	790	570	50
Zheng et al	46	( $k=5, l=4$ )	0.0209	268	109	16	0
MO-OBAM	4	( $k=5, \lambda=1, n_C=4$ )	0.1027	0	0	0	0
$k$ -anonymity	90	( $k=10$ )	0.0255	810	810	0	0
Zheng et al	47	( $k=10, l=4$ )	0.0190	288	143	0	0
MO-OBAM	4	( $k=10, \lambda=1, n_C=4$ )	0.1027	0	0	0	0
$k$ -anonymity	63	( $k=15$ )	0.0408	885	0	0	0
Zheng et al	41	( $k=15, l=4$ )	0.0190	339	12	0	0
MO-OBAM	4	( $k=15, \lambda=1, n_C=4$ )	0.1027	0	0	0	0
$k$ -anonymity	49	( $k=20$ )	0.0545	0	0	0	0
Zheng et al	40	( $k=20, l=4$ )	0.0195	10	10	0	0
MO-OBAM	4	( $k=20, \lambda=1, n_C=4$ )	0.1027	0	0	0	0

Specifically, our model demonstrates superior performance for  $\tau = 0.05$  with  $k = 5, 10, 15$ , for  $\tau = 0.075$  with  $k = 5, 10$ , and for  $\tau = 0.1$  with  $k = 5$ . On the number of individuals susceptible to homogeneity attacks, [51] outperforms our model. This trend is consistent with observations from the German credit dataset. In scenarios emphasizing higher promotion of protection against homogeneity attacks, our model achieves comparable performance in terms of protection against both linkage and homogeneity attacks when compared to the algorithm proposed by [51]. However, our model manages to achieve lower information loss.

- **Sepsis patient:** In this dataset, our model achieves comparable performance in terms of protection against both linkage and homogeneity attacks when compared to the algorithm proposed by [51]. However, our model manages to achieve significantly lower information loss.

In conclusion, our model consistently offers superior protection against linkage attacks and comparable protection against homogeneity attacks compared to the algorithm proposed by [51]. While the algorithm by [51] achieves lower information loss in scenarios with lower promotion of homogeneity attack protection, our model provides a more balanced approach, excelling in privacy protection and maintaining lower information loss in scenarios emphasizing higher promotion of homogeneity attack protection.

TABLE V: Comparison of model results for the Adult dataset. The columns labeled  $\tau = 0.05$ ,  $\tau = 0.075$ , and  $\tau = 0.1$  indicate the number of individuals at risk of linkage attacks. The column labeled HA represents the number of individuals at risk of homogeneity attacks. The ‘‘Baseline’’ row refers to the original Adult dataset.

(a) Hyperparameter values that promote lower protection against homogeneity attacks

Model	# of clusters	Hyperparameter Values	IL	$\tau=0.05$	$\tau=0.075$	$\tau=0.1$	HA
Baseline	1900			6506	4906	3910	634
$k$ -anonymity	1232	( $k=5$ )	0.0010	5925	4590	3050	5
Zheng et al	1066	( $k=5, l=2$ )	0.0006	5077	3680	2280	0
MO-OBAM	100	( $k=5, \lambda=0.0001, n_C=100$ )	0.0116	103	69	47	3
$k$ -anonymity	930	( $k=10$ )	0.0022	5080	5080	0	0
Zheng et al	895	( $k=10, l=2$ )	0.0013	4770	4770	0	0
MO-OBAM	100	( $k=10, \lambda=0.0001, n_C=100$ )	0.0116	103	69	47	3
$k$ -anonymity	774	( $k=15$ )	0.0034	4167	0	0	0
Zheng et al	779	( $k=15, l=2$ )	0.0019	4084	0	0	0
MO-OBAM	100	( $k=15, \lambda=0.0001, n_C=100$ )	0.0116	103	69	47	3
$k$ -anonymity	673	( $k=20$ )	0.0045	0	0	0	0
Zheng et al	733	( $k=20, l=2$ )	0.0025	0	0	0	0
MO-OBAM	100	( $k=20, \lambda=0.0001, n_C=100$ )	0.0116	103	69	47	3

(b) Hyperparameter values that promote higher protection against homogeneity attacks

Model	# of clusters	Hyperparameter Values	IL	$\tau=0.05$	$\tau=0.075$	$\tau=0.1$	HA
Baseline	1900			6506	4906	3910	634
$k$ -anonymity	1232	( $k=5$ )	0.0010	5925	4590	3050	5
Zheng et al	12	( $k=5, l=14$ )	0.1189	0	0	0	0
MO-OBAM	4	( $k=5, \lambda=1, n_C=4$ )	0.1074	0	0	0	0
$k$ -anonymity	930	( $k=10$ )	0.0022	5080	5080	0	0
Zheng et al	12	( $k=10, l=14$ )	0.1251	0	0	0	0
MO-OBAM	4	( $k=10, \lambda=1, n_C=4$ )	0.1074	0	0	0	0
$k$ -anonymity	774	( $k=15$ )	0.0034	4167	0	0	0
Zheng et al	14	( $k=15, l=14$ )	0.1201	0	0	0	0
MO-OBAM	4	( $k=15, \lambda=1, n_C=4$ )	0.1074	0	0	0	0
$k$ -anonymity	673	( $k=20$ )	0.0045	0	0	0	0
Zheng et al	12	( $k=20, l=14$ )	0.1251	0	0	0	0
MO-OBAM	4	( $k=20, \lambda=1, n_C=4$ )	0.1074	0	0	0	0

TABLE VI: Comparison model results with promoting higher protection against homogeneity attacks for the original Sepsis Patient dataset. The columns labeled  $\tau = 0.05$ ,  $\tau = 0.075$ , and  $\tau = 0.1$  indicate the number of individuals at risk of linkage attacks. The column labeled HA represents the number of individuals at risk of homogeneity attacks. The ‘‘Baseline’’ row refers to the original Sepsis Patient dataset.

Model	# of clusters	Hyperparameter Values	IL	$\tau=0.05$	$\tau=0.075$	$\tau=0.1$	HA
Baseline	23553			56113	48396	41445	14937
$k$ -anonymity	9999	( $k=5$ )	0.0050	53225	46250	35480	6905
Zheng et al	4471	( $k=5, l=2$ )	0.0114	18174	11656	7486	0
MO-OBAM	3240	( $k=5, \lambda=1, n_C=3240$ )	0.0032	15680	7375	2954	0
$k$ -anonymity	6420	( $k=10$ )	0.0089	47990	47990	0	2260
Zheng et al	3206	( $k=10, l=2$ )	0.0122	17068	12929	0	0
MO-OBAM	2310	( $k=10, \lambda=1, n_C=2310$ )	0.0037	6939	1960	0	0
$k$ -anonymity	4883	( $k=15$ )	0.0122	46355	0	0	780
Zheng et al	3085	( $k=15, l=2$ )	0.0125	21607	0	0	0
MO-OBAM	1740	( $k=15, \lambda=1, n_C=1740$ )	0.0046	2020	0	0	0
$k$ -anonymity	4003	( $k=20$ )	0.0146	0	0	0	320
Zheng et al	2437	( $k=20, l=2$ )	0.0137	0	0	0	0
MO-OBAM	820	( $k=20, \lambda=1, n_C=820$ )	0.0066	0	0	0	0

## B. ML Performance

In this section, we explore the impact of anonymization models on the performance of ML models. We employ six distinct ML algorithms, namely Decision Trees (DT), Logistic Regression (LR), Gaussian Naive Bayes (NB), Random Forests (RF), Neural Networks (NN), and Support Vector Machines (SVM), and evaluate their performance using the F1 score. To evaluate differences in ML performance between utilizing original datasets (referred to as ‘‘Baseline’’ henceforth) and anonymized datasets, we conducted a comparative analysis. Specifically, we examine changes in feature importance for the Decision Trees model as an illustrative example, as demonstrated in Appendix C. Moreover, to statistically vali-

date any observed disparities in performance, we employed the Mann-Whitney U test on F1 scores. This statistical approach was selected due to potential deviations from normality in the distribution of the F1 scores.

1) *MO-OBAM*: Before discussing F1 scores, it is important to address feature importance and how the values of hyperparameters in our model impact feature importance. We have assessed feature importance from the original datasets and observed it under two scenarios: one that promotes higher protection against homogeneity attacks and another that promotes lower protection. In the scenario promoting higher protection against homogeneity attacks, our model generates fewer clusters and reduces the diversity of QI values. Consequently, feature importance of QIs significantly deviates from the baseline, generally diminishing their importance. This trend is particularly noticeable for the most important QI among QIs. Conversely, when promoting lower protection against homogeneity attacks, our model leads to an increase in the number of clusters. In this scenario, the importance levels of QIs may decrease but approach the baseline. This pattern is consistently observed across all datasets. Detailed information on feature importance is presented in Appendix C.

Given how our model influences the importance of QIs, it is essential to explore F1 scores for each ML model.

- **German credit:** Table VIIa presents the F1 scores corresponding to ML performance using both the original German credit dataset and the dataset anonymized by our model at different levels. Across DT, NB, NN, RF, and SVM, negligible variances in F1 scores are observed compared to the baseline. Only LR exhibits decreased F1 scores for certain hyperparameter configurations relative to the baseline. This implies that our model maintains ML performance across most models tested under the listed two conditions for the German credit dataset.
- **Adult:** Table VIIb presents a comprehensive view of the performance of ML models on the Adult dataset under varying levels of anonymization generated by our model. We observe statistically significant differences between our model and the baseline in DT, LR, and RF. Specifically, when hyperparameter values are chosen to promote higher defense against homogeneity attacks, DT and LR display decreases in F1 scores relative to the baseline. Additionally, our RF consistently exhibits lower F1 scores compared to the baseline across all scenarios. Moreover, within Table VIIb, it is observed that F1 scores in the block of  $n_C = 4, \lambda = 1$  are lower than those in the block of  $n_C = 100, \lambda = 0.0001$  for some ML models. This underscores the potential influence of anonymization levels on ML model performance in the Adult dataset.
- **Sepsis Patient:** As previously mentioned, the original Sepsis patient dataset is highly imbalanced, with only 3% of patients diagnosed with sepsis. To address this imbalance, we applied PSM to reduce the ratio. Table VIIc illustrates the F1 scores obtained using the PSM-adjusted Sepsis patient dataset. Upon comparing F1 scores between our model and the baseline, it is noteworthy that three out of six ML models—DT, NN, and RF—exhibit lower F1 scores than the baseline, and

TABLE VII: Comparison of average F1 scores in the three datasets between our model with selected hyperparameter values and the baseline. Color-coded cells indicate that the p-value of the Mann-Whitney U test, compared to the baseline, is less than 0.05.

(a) German Credit Dataset

Model	$n_C$	$\lambda$	$k$	DT	LR	NB	NN	RF	SVM
Baseline	310			0.7702	0.8124	0.7938	0.7109	0.8381	0.8266
MO-OBAM	30	0.0001	5	0.7708	0.8079	0.7901	0.7210	0.8396	0.8273
			10	0.7683	0.8049	0.7928	0.7208	0.8400	0.8244
			15	0.7690	0.8038	0.7960	0.7156	0.8341	0.8245
			20	0.7699	0.8073	0.7939	0.7239	0.8373	0.8265
	4	1	5	0.7701	0.8123	0.7910	0.7153	0.8382	0.8239
			10	0.7714	0.8077	0.7863	0.7148	0.8398	0.8251
			15	0.7698	0.8090	0.7923	0.7218	0.8387	0.8241
			20	0.7696	0.8057	0.7878	0.7189	0.8351	0.8264

(b) Adult Dataset

Model	$n_C$	$\lambda$	$k$	DT	LR	NB	NN	RF	SVM
Baseline	1900			0.6203	0.4052	0.4183	0.3475	0.6787	0.2757
MO-OBAM	100	0.0001	5	0.6202	0.4077	0.4192	0.3481	0.6684	0.2729
			10	0.6203	0.4076	0.4190	0.3495	0.6695	0.2746
			15	0.6203	0.4052	0.4190	0.3477	0.6674	0.2741
			20	0.6203	0.4073	0.4197	0.3478	0.6688	0.2746
	4	1	5	0.6186	0.4014	0.4193	0.3566	0.6600	0.2727
			10	0.6194	0.4022	0.4189	0.3492	0.6607	0.2743
			15	0.6180	0.4011	0.4196	0.3530	0.6608	0.2741
			20	0.6183	0.4002	0.4182	0.3504	0.6603	0.2746

(c) PSM-adjusted Sepsis Patient Dataset

Model	$n_C$	$\lambda$	$k$	DT	LR	NB	NN	RF	SVM
Baseline	23553			0.5778	0.6607	0.5122	0.6207	0.6494	0.5463
MO-OBAM	3240	1	5	0.5775	0.6587	0.5130	0.6189	0.6481	0.5369
	2310	1	10	0.5757	0.6599	0.5117	0.6162	0.6437	0.5446
	1740	1	15	0.5768	0.6610	0.5093	0.6150	0.6478	0.5326
	820	1	20	0.5749	0.6605	0.5131	0.6117	0.6416	0.5304

none of them occur when  $n_C = 3240$ , which is the largest number of clusters we selected. This observation suggests that a sufficient number of clusters may mitigate the impact of anonymization on ML performance.

Our model has the capability to maintain ML performance. In scenarios where higher protection against homogeneity attacks is prioritized, our model tends to reduce feature importance for QIs but the F1 score analysis indicates that while there are some performance trade-offs in certain ML models and datasets, the overall impact on ML performance is manageable. Additionally, in scenarios emphasizing lower protection, our model retains higher feature importance levels closer to the baseline, so our model maintains adequate ML performance across various models. We can mitigate the impact of our model on ML performance by adjusting the number of clusters. This adaptability makes our model a robust choice for applications requiring a balance between privacy and predictive accuracy.

## 2) Comparison Analysis of ML Performance:

- **German credit:** From Table VIIa, it is noted that LR F1 scores decrease in three instances in our model: 1)  $n_C = 30, \lambda = 0.0001, k = 10$ ; 2)  $n_C = 30, \lambda = 0.0001, k = 15$ ; 3)  $n_C = 4, \lambda = 1, k = 20$ . Table VIII reveals that [51] did not demonstrate statistically significant differences compared to our model in these three instances. However, the  $k$ -anonymity algorithm indicates statistically significant superior results in these situations. Analyzing the shifting importance of QIs between our model and the  $k$ -anonymity algorithm (Tables VIIIa

and VIIIc in Appendix C), we demonstrate that the  $k$ -anonymity algorithm maintains QI importance consistently during changes in  $k$ , while substantial shifts occur in our model as  $n_C$  increases from 4 to 30. Additionally, [51] demonstrate statistically significant improvements at  $k = 10$  and  $k = 20$  in NB when compared to our model, as evidenced in Table VIII.

- **Adult:** According to Table IX, comparing the ML model performances between our model and two alternative algorithms using the Adult dataset, we observe that the alternative algorithms outperform in DT, LR, and RF—the ML models that our model exhibits statistically significant decreases in F1 scores compared to the baseline in Table VIIIb in the most scenarios. When [51] utilize  $k = 20$ ,  $l = 14$ , their SVM F1 score is lower than ours. Apart from the aforementioned cases, for other ML models such as NB, NN, and SVM, our model maintains comparable performance levels to the other algorithms.
- **Sepsis patient:** Examining Table X, we observe that among the eight highlighted cells, only three of them indicate our model has statistically significantly lower F1 scores compared to alternative algorithms, while the remaining five of them show that our model has statistically significantly higher F1 scores. Thus, based on Table X, we demonstrate that our model maintains comparable ML performance to other algorithms.

Overall, our model demonstrates competitive performance in terms of ML effectiveness when compared to alternative algorithms across different datasets. Although there are instances where alternative algorithms outperform our model, particularly in specific configurations and ML models, our model generally maintains comparable or superior performance.

## VII. DISCUSSION AND CONCLUSION

In this study, we propose a novel model, MO-OBAM, designed to handle both categorical and numerical variables while simultaneously addressing information loss and protection against attacks. We formulate three hypotheses to evaluate the performance of our proposed model. To assess the efficiency, privacy preservation capabilities, and impact on ML performance of MO-OBAM, we conduct experiments using datasets of varying sizes from census, finance, and healthcare domains. Additionally, we compare the results of our model with those of two others from literature. This comprehensive evaluation provides an in-depth understanding of MO-OBAM’s strengths and limitations across different contexts.

Our empirical results align with conclusions summarized in Section II, validating the insights from existing research. These findings also provide a foundation for understanding how our model performs under various conditions. Building on these insights, our experiments highlight the crucial role of the number of clusters, not only in terms of privacy preservation but also regarding ML performance. When the number of clusters is small, resulting in a higher level of anonymization but greater information loss, we observe robust protection against attacks but also a significant decrease in the importance of QIs. Conversely, when the number of clusters

TABLE VIII: Comparison of average F1 scores for the German credit dataset among different models. Highlighted cells indicate statistical significance (p-value<0.05, Mann-Whitney U test) when comparing F1 scores after applying our model or another model.

(a) Hyperparameter values that promote lower protection against homogeneity attacks

Model	Hyperparameter values	DT	LR	NB	NN	RF	SVM
MO-OBAM	$k=5, n_C=30, \lambda=0.0001$	0.7708	0.8079	0.7901	0.7210	0.8396	0.8273
$k$ -anonymity	$k=5$	0.7690	0.8156	0.7934	0.7147	0.8412	0.8252
Zheng et al	$k=5, l=2$	0.7704	0.8121	0.7950	0.7227	0.8390	0.8235
MO-OBAM	$k=10, n_C=30, \lambda=0.0001$	0.7683	0.8049	0.7928	0.7208	0.8400	0.8244
$k$ -anonymity	$k=10$	0.7707	0.8129	0.7903	0.7047	0.8428	0.8252
Zheng et al	$k=10, l=2$	0.7700	0.8094	0.7972	0.7170	0.8376	0.8244
MO-OBAM	$k=15, n_C=30, \lambda=0.0001$	0.7690	0.8038	0.7960	0.7156	0.8341	0.8245
$k$ -anonymity	$k=15$	0.7719	0.8146	0.7912	0.7086	0.8381	0.8257
Zheng et al	$k=15, l=2$	0.7693	0.8085	0.7938	0.7167	0.8373	0.8284
MO-OBAM	$k=20, n_C=30, \lambda=0.0001$	0.7699	0.8073	0.7939	0.7239	0.8373	0.8265
$k$ -anonymity	$k=20$	0.7703	0.8123	0.7916	0.7108	0.8361	0.8262
Zheng et al	$k=20, l=2$	0.7659	0.8072	0.7943	0.7172	0.8384	0.8256

(b) Hyperparameter values that promote higher protection against homogeneity attacks

Model	Hyperparameter values	DT	LR	NB	NN	RF	SVM
MO-OBAM	$k=5, n_C=4, \lambda=1$	0.7701	0.8123	0.7910	0.7153	0.8382	0.8239
$k$ -anonymity	$k=5$	0.7690	0.8156	0.7934	0.7147	0.8412	0.8252
Zheng et al	$k=5, l=4$	0.7690	0.8092	0.7969	0.7151	0.8358	0.8226
MO-OBAM	$k=10, n_C=4, \lambda=1$	0.7714	0.8077	0.7863	0.7148	0.8398	0.8251
$k$ -anonymity	$k=10$	0.7707	0.8129	0.7903	0.7047	0.8428	0.8252
Zheng et al	$k=10, l=4$	0.7696	0.8141	0.8027	0.7202	0.8399	0.8249
MO-OBAM	$k=15, n_C=4, \lambda=1$	0.7698	0.8090	0.7923	0.7218	0.8387	0.8241
$k$ -anonymity	$k=15$	0.7719	0.8146	0.7912	0.7086	0.8381	0.8257
Zheng et al	$k=15, l=4$	0.7708	0.8065	0.7944	0.7175	0.8412	0.8230
MO-OBAM	$k=20, n_C=4, \lambda=1$	0.7696	0.8057	0.7878	0.7189	0.8351	0.8264
$k$ -anonymity	$k=20$	0.7703	0.8123	0.7916	0.7108	0.8361	0.8262
Zheng et al	$k=20, l=4$	0.7681	0.8082	0.7981	0.7217	0.8409	0.8274

is large, leading to a lower level of anonymization but less information loss, we observe a small number of individuals still vulnerable to attacks but better retention of the importance of QIs. Notably, if a QI holds paramount importance for ML tasks, it is advisable to limit anonymization to preserve its feature importance. Fung et al. [52] and Pitoglou et al. [43] also mentioned this point in their study. These findings underscore the need to carefully select the number of clusters. It is critical for maintaining optimal ML performance while ensuring adequate privacy protection. Therefore, we provide detailed instructions for tuning the number of clusters to alleviate this challenge.

Our comparative analysis supports three key hypotheses regarding our model’s performance in specific scenarios. Firstly, our model is able to have lower information loss compared to the two alternative algorithms. Secondly, it offers enhanced protection against both linkage and homogeneity attacks by reducing the number of vulnerable people. Thirdly, our model does not negatively impact the performance of ML models. In addition, our model strikes a superior balance between data utility and robust protection against attacks compared to the other two algorithms. Specifically, despite some variations in performance for specific ML models and configurations, our model generally maintains comparable ML performance across most scenarios, and our model demonstrates a significant reduction in the number of individuals at risk of linkage

TABLE IX: Comparison of average F1 scores for the Adult dataset among different models. Highlighted cells indicate statistical significance (p-value<0.05, Mann-Whitney U test) when comparing F1 scores after applying our model or another model.

(a) Hyperparameter values that promote lower protection against homogeneity attacks

Model	Hyperparameter values	DT	LR	NB	NN	RF	SVM
MO-OBAM	$k=5, n_C=100, \lambda=0.0001$	0.6202	0.4077	0.4192	0.3481	0.6684	0.2729
$k$ -anonymity	$k=5$	0.6208	0.4070	0.4202	0.3517	0.6786	0.2743
Zheng et al	$k=5, l=2$	0.6192	0.4083	0.4183	0.3558	0.6783	0.2734
MO-OBAM	$k=10, n_C=100, \lambda=0.0001$	0.6203	0.4076	0.4190	0.3495	0.6695	0.2746
$k$ -anonymity	$k=10$	0.6209	0.4087	0.4210	0.3564	0.6794	0.2733
Zheng et al	$k=10, l=2$	0.6202	0.4069	0.4181	0.3545	0.6791	0.2729
MO-OBAM	$k=15, n_C=100, \lambda=0.0001$	0.6203	0.4052	0.4190	0.3477	0.6674	0.2741
$k$ -anonymity	$k=15$	0.6214	0.4059	0.4199	0.3513	0.6787	0.2732
Zheng et al	$k=15, l=2$	0.6204	0.4047	0.4187	0.3523	0.6758	0.2753
MO-OBAM	$k=20, n_C=100, \lambda=0.0001$	0.6203	0.4073	0.4197	0.3478	0.6688	0.2746
$k$ -anonymity	$k=20$	0.6203	0.4079	0.4195	0.3535	0.6770	0.2738
Zheng et al	$k=20, l=2$	0.6214	0.4081	0.4200	0.3496	0.6767	0.2742

(b) Hyperparameter values that promote higher protection against homogeneity attacks

Model	Hyperparameter values	DT	LR	NB	NN	RF	SVM
MO-OBAM	$k=5, n_C=4, \lambda=1$	0.6186	0.4014	0.4193	0.3566	0.6600	0.2727
$k$ -anonymity	$k=5$	0.6208	0.4070	0.4202	0.3517	0.6786	0.2743
Zheng et al	$k=5, l=14$	0.6238	0.4050	0.4186	0.3494	0.6689	0.2732
MO-OBAM	$k=10, n_C=4, \lambda=1$	0.6194	0.4022	0.4189	0.3492	0.6607	0.2743
$k$ -anonymity	$k=10$	0.6209	0.4087	0.4210	0.3564	0.6794	0.2733
Zheng et al	$k=10, l=14$	0.6233	0.4018	0.4208	0.3477	0.6685	0.2744
MO-OBAM	$k=15, n_C=4, \lambda=1$	0.6180	0.4011	0.4196	0.3530	0.6608	0.2741
$k$ -anonymity	$k=15$	0.6214	0.4059	0.4199	0.3513	0.6787	0.2732
Zheng et al	$k=15, l=14$	0.6223	0.4049	0.4185	0.3530	0.6675	0.2740
MO-OBAM	$k=20, n_C=4, \lambda=1$	0.6183	0.4002	0.4182	0.3504	0.6603	0.2746
$k$ -anonymity	$k=20$	0.6203	0.4079	0.4195	0.3535	0.6770	0.2738
Zheng et al	$k=20, l=14$	0.6218	0.4045	0.4170	0.3497	0.6678	0.2725

TABLE X: Comparison of average F1 scores for the Sepsis dataset among different models. Highlighted cells indicate statistical significance (p-value<0.05, Mann-Whitney U test) when comparing F1 scores after applying our model or another model.

Model	Hyperparameter values	DT	LR	NB	NN	RF	SVM
MO-OBAM	$k=5, n_C=3240, \lambda=1$	0.5775	0.6587	0.5130	0.6189	0.6481	0.5369
$k$ -anonymity	$k=5$	0.5768	0.6588	0.5125	0.6139	0.6462	0.5383
Zheng et al	$k=5, l=2$	0.5781	0.6588	0.5106	0.6142	0.6475	0.5430
MO-OBAM	$k=10, n_C=2310, \lambda=1$	0.5757	0.6599	0.5117	0.6162	0.6437	0.5446
$k$ -anonymity	$k=10$	0.5771	0.6579	0.5106	0.6153	0.6486	0.5356
Zheng et al	$k=10, l=2$	0.5761	0.6582	0.5087	0.6127	0.6423	0.5391
MO-OBAM	$k=15, n_C=1740, \lambda=1$	0.5768	0.6610	0.5093	0.6150	0.6478	0.5326
$k$ -anonymity	$k=15$	0.5731	0.6559	0.5098	0.6143	0.6474	0.5332
Zheng et al	$k=15, l=2$	0.5776	0.6597	0.5112	0.6129	0.6486	0.5413
MO-OBAM	$k=20, n_C=820, \lambda=1$	0.5749	0.6605	0.5131	0.6117	0.6416	0.5304
$k$ -anonymity	$k=20$	0.5784	0.6596	0.5124	0.6138	0.6493	0.5380
Zheng et al	$k=20, l=2$	0.5760	0.6597	0.5127	0.6130	0.6439	0.5443

attacks, achieving approximately 96% to 98% decreases in susceptibility. It shows our model’s effectiveness in preserving privacy without compromising the quality of the data.

This study explores the application of optimization techniques in privacy protection, thereby addressing a specific gap in the current literature. In addition, our optimization-based approach allows for more precise control over data modifications, making it better suited for scenarios where maintaining high data utility is critical. This new perspective offers an innovative solution to privacy issues and contributes to the diversity of methods in this field. Leveraging the

flexibility of our multi-objective framework to accommodate diverse requirements, including enhancing ML performance on anonymized data, we are able to include other types of attacks, such as skew attacks, and similarity attacks [9], or incorporate with game-theoretical approaches.


## REFERENCES

- [1] L. Arbutle and K. El Emam, *Building an anonymization pipeline: creating safe data*. O’Reilly Media, 2020.
- [2] “General data protection regulation (GDPR),” <https://gdpr-info.eu/> (accessed Dec 12, 2024).
- [3] “California consumer privacy act (CCPA),” <https://oag.ca.gov/privacy/ccpa> (accessed Dec 12, 2024).
- [4] “Guidance regarding methods for de-identification of protected health information in accordance with the health insurance portability and accountability act (HIPAA) privacy rule,” <https://www.hhs.gov/hipaa/for-professionals/special-topics/de-identification/index.html> (accessed Dec 12, 2024).
- [5] A. R. Brough, D. A. Norton, S. L. Sciarappa, and L. K. John, “The bulletproof glass effect: Unintended consequences of privacy notices,” *Journal of Marketing Research*, vol. 59, no. 4, pp. 739–754, 2022.
- [6] C. Dwork, “Differential privacy,” in *International colloquium on automata, languages, and programming*. Springer, 2006, pp. 1–12.
- [7] L. Sweeney, “ $k$ -anonymity: A model for protecting privacy,” *International Journal of Uncertainty, Fuzziness and Knowledge-based Systems*, vol. 10, no. 05, pp. 557–570, 2002.
- [8] A. Machanavajjhala, D. Kifer, J. Gehrke, and M. Venkatasubramanian, “ $l$ -diversity: Privacy beyond  $k$ -anonymity,” *ACM Transactions on Knowledge Discovery from Data (TKDD)*, vol. 1, no. 1, pp. 3–es, 2007.
- [9] N. Li, T. Li, and S. Venkatasubramanian, “ $t$ -closeness: Privacy beyond  $k$ -anonymity and  $l$ -diversity,” in *2007 IEEE 23rd International Conference on Data Engineering*. IEEE, 2006, pp. 106–115.
- [10] H. Zaki, “Securing insights: Safeguarding sensitive data in machine learning through privacy-preserving techniques,” EasyChair, Tech. Rep., 2024.
- [11] S. Turgay, İ. İter *et al.*, “Perturbation methods for protecting data privacy: A review of techniques and applications,” *Automation and Machine Learning*, vol. 4, no. 2, pp. 31–41, 2023.
- [12] Y. Liang and R. Samavi, “Optimization-based  $k$ -anonymity algorithms,” *Computers & Security*, vol. 93, p. 101753, 2020.
- [13] P. de Reus, A. Oprea, and K. van Elsen, “Energy cost and machine learning accuracy impact of  $k$ -anonymisation and synthetic data techniques,” in *2023 International Conference on ICT for Sustainability (ICT4S)*. IEEE, 2023, pp. 57–65.
- [14] T. Carvalho, N. Moniz, P. Faria, and L. Antunes, “Survey on privacy-preserving techniques for microdata publication,” *ACM Computing Surveys*, vol. 55, no. 14s, pp. 1–42, 2023.
- [15] D. Slijepčević, M. Henzl, L. D. Klausner, T. Dam, P. Kieseberg, and M. Zeppelzauer, “ $k$ -anonymity in practice: How generalisation and suppression affect machine learning classifiers,” *Computers & Security*, vol. 111, p. 102488, 2021.
- [16] L. Willenborg and T. De Waal, *Elements of statistical disclosure control*, 1 2001. [Online]. Available: <https://doi.org/10.1007/978-1-4613-0121-9>
- [17] J. Domingo-Ferrer and V. Torra, “Disclosure control methods and information loss for microdata,” *Confidentiality, Disclosure, and Data Access: Theory and Practical Applications for Statistical Agencies*, pp. 91–110, 2001.
- [18] R. Khan, X. Tao, A. Anjum, S. R. Malik, S. Yu, A. Khan, W. Rehman, and H. Malik, “ $(\tau, m)$ -slicedbucket privacy model for sequential anonymization for improving privacy and utility,” *Transactions on Emerging Telecommunications Technologies*, vol. 33, no. 6, p. e4130, 2022.
- [19] L. Sweeney, “Achieving  $k$ -anonymity privacy protection using generalization and suppression,” *International Journal of Uncertainty, Fuzziness and Knowledge-Based Systems*, vol. 10, no. 05, pp. 571–588, 2002.
- [20] J. Cao and P. Karras, “Publishing microdata with a robust privacy guarantee,” *arXiv preprint arXiv:1208.0220*, 2012.
- [21] R. Khan, X. Tao, A. Anjum, T. Kanwal, S. U. R. Malik, A. Khan, W. U. Rehman, and C. Maple, “ $\theta$ -sensitive  $k$ -anonymity: An anonymization model for iot based electronic health records,” *Electronics*, vol. 9, no. 5, p. 716, 2020.
- [22] J. Domingo-Ferrer and V. Torra, “Ordinal, continuous and heterogeneous  $k$ -anonymity through microaggregation,” *Data Mining and Knowledge Discovery*, vol. 11, pp. 195–212, 2005.

- [23] B. C. Fung, K. Wang, and P. S. Yu, "Top-down specialization for information and privacy preservation," in *21st International Conference on Data Engineering (ICDE'05)*. IEEE, 2005, pp. 205–216.
- [24] K. Wang, P. S. Yu, and S. Chakraborty, "Bottom-up generalization: A data mining solution to privacy protection," in *Fourth IEEE International Conference on Data Mining (ICDM'04)*. IEEE, 2004, pp. 249–256.
- [25] S. Chen, B. Wang, Y. Chen, Y. Ma, T. Xing, and J. Zhao, "Sensitivity-based  $(p, \alpha, k)$ -anonymity privacy protection algorithm," in *2023 IEEE 3rd International Conference on Computer Communication and Artificial Intelligence (CCAI)*. IEEE, 2023, pp. 140–146.
- [26] N. Wang, H. Song, T. Luo, J. Sun, and J. Li, "Enhanced  $p$ -sensitive  $k$ -anonymity models for achieving better privacy," in *2020 IEEE/CIC International Conference on Communications in China (ICCC)*. IEEE, 2020, pp. 148–153.
- [27] F. Amiri, R. Khan, A. Anjum, M. H. Syed, and S. Rehman, "Enhancing utility in anonymized data against the adversary's background knowledge," *Applied Sciences*, vol. 13, no. 7, p. 4091, 2023.
- [28] K. Doka, M. Xue, D. Tsoumakos, and P. Karras, " $k$ -anonymization by freeform generalization," in *Proceedings of the 10th ACM Symposium on Information, Computer and Communications Security*, 2015, pp. 519–530.
- [29] V. S. Iyengar, "Transforming data to satisfy privacy constraints," in *Proceedings of the Eighth ACM SIGKDD International Conference on Knowledge Discovery and Data Mining*, 2002, pp. 279–288.
- [30] E. Batista, A. Martínez-Ballesté, and A. Solanas, "Privacy-preserving process mining: A microaggregation-based approach," *Journal of Information Security and Applications*, vol. 68, p. 103235, 2022.
- [31] A. Singh and M. Singh, "Social networks privacy preservation: A novel framework," *Cybernetics and Systems*, pp. 1–32, 2022.
- [32] A. Aleroud, M. Shariah, R. Malkawi, S. Y. Khamaiseh, and A. Al-Alaj, "A privacy-enhanced human activity recognition using gan & entropy ranking of microaggregated data," *Cluster Computing*, vol. 27, no. 2, pp. 2117–2132, 2024.
- [33] B. Abidi, S. Ben Yahia, and C. Perera, "Hybrid microaggregation for privacy preserving data mining. j ambient intell human comput," 2018.
- [34] X. Wu, Y. Wei, T. Jiang, Y. Wang, and S. Jiang, "A micro-aggregation algorithm based on density partition method for anonymizing biomedical data," *Current Bioinformatics*, vol. 14, no. 7, pp. 667–675, 2019.
- [35] A. Aminifar, F. Rabbi, V. K. I. Pun, and Y. Lamo, "Diversity-aware anonymization for structured health data," in *2021 43rd Annual International Conference of the IEEE Engineering in Medicine & Biology Society (EMBC)*. IEEE, 2021, pp. 2148–2154.
- [36] R. Dewri, I. Ray, I. Ray, and D. Whitley, "Exploring privacy versus data quality trade-offs in anonymization techniques using multi-objective optimization," *Journal of Computer Security*, vol. 19, no. 5, pp. 935–974, 2011.
- [37] Y. Lin and N. Xiao, "Exploring the tradeoff between privacy and utility of complete-count census data using a multiobjective optimization approach," *Geographical Analysis*, 2024.
- [38] O. N. Halawi, F. N. Abu-Khzam, and S. Thoumi, "A multi-objective degree-based network anonymization method," *Algorithms*, vol. 16, no. 9, p. 436, 2023.
- [39] G. Sugitha, "A multi-objective privacy preservation model for cloud security using hunter prey optimization algorithm," *Peer-to-Peer Networking and Applications*, vol. 17, no. 2, pp. 911–923, 2024.
- [40] D. Ahamad, S. A. Hameed, and M. Akhtar, "A multi-objective privacy preservation model for cloud security using hybrid jaya-based shark smell optimization," *Journal of King Saud University-Computer and Information Sciences*, vol. 34, no. 6, pp. 2343–2358, 2022.
- [41] A. Opreescu, S. Misdorp, and K. van Elsen, "Energy cost and accuracy impact of  $k$ -anonymity," in *2022 International Conference on ICT for Sustainability (ICT4S)*. IEEE, 2022, pp. 65–76.
- [42] N. Senavirathne and V. Torra, "On the role of data anonymization in machine learning privacy," in *2020 IEEE 19th International Conference on Trust, Security and Privacy in Computing and Communications (TrustCom)*. IEEE, 2020, pp. 664–675.
- [43] S. Pitoglou, A. Filintisi, A. Anastasiou, G. K. Matsopoulos, and D. Koutsouris, "Exploring the utility of anonymized ehr datasets in machine learning experiments in the context of the modelhealth project," *Applied Sciences*, vol. 12, no. 12, p. 5942, 2022.
- [44] C. Mauger, G. L. Mahec, and G. Dequen, "Multi-criteria optimization using  $l$ -diversity and  $t$ -closeness for  $k$ -anonymization," in *Data Privacy Management, Cryptocurrencies and Blockchain Technology: ESORICS 2020 International Workshops, DPM 2020 and CBT 2020, Guildford, UK, September 17–18, 2020, Revised Selected Papers 15*. Springer, 2020, pp. 73–88.
- [45] J. Domingo-Ferrer and J. M. Mateo-Sanz, "Practical data-oriented microaggregation for statistical disclosure control," *IEEE Transactions on Knowledge and Data Engineering*, vol. 14, no. 1, pp. 189–201, 2002.
- [46] H. Hofmann, "Statlog (German Credit Data)," UCI Machine Learning Repository, 1994, DOI: <https://doi.org/10.24432/C5N9C77>.
- [47] B. Becker and R. Kohavi, "Adult," UCI Machine Learning Repository, 1996, DOI: <https://doi.org/10.24432/C5XW20>.
- [48] K. El Emam, "Choosing metric thresholds," in *Guide to the De-Identification of Personal Health Information*. Auerbach Publications, 2013, pp. 242–251.
- [49] Y. Yan, "rbayesianoptimization: bayesian optimization of hyperparameters," *R package version*, vol. 1, no. 0, 2016.
- [50] K. El Emam, "Measuring the Probability of Re-Identification," in *Guide to the De-Identification of Personal Health Information*. Auerbach Publications, 2013, pp. 196–215.
- [51] W. Zheng, Y. Ma, Z. Wang, C. Jia, and P. Li, "Effective  $l$ -diversity anonymization algorithm based on improved clustering," in *Cyberspace Safety and Security: 11th International Symposium, CSS 2019, Guangzhou, China, December 1–3, 2019, Proceedings, Part II 11*. Springer, 2019, pp. 318–329.
- [52] B. C. Fung, K. Wang, and S. Y. Philip, "Anonymizing classification data for privacy preservation," *IEEE Transactions on Knowledge and Data Engineering*, vol. 19, no. 5, pp. 711–725, 2007.



**Yusi Wei** is currently a fourth-year PhD student at the LeBow College of Business at Drexel University, working under the supervision of Dr. Hande Y. Benson. She holds an MS in Business Analytics and Information Systems from the University of South Florida. Her research interests include optimization, data analysis, and machine learning, with a focus on privacy preservation in structured data and exploring the trade-offs between data privacy and utility.



**Hande Y. Benson** received her PhD degree in Operations Research and Financial Engineering from Princeton University. Currently, she is a Professor in the Department of Decision Sciences and Management Information Systems at Drexel University's LeBow College of Business. Her research focuses on computational nonlinear and mixed-integer nonlinear optimization.



**Joseph K. Agor** received his PhD degree in Industrial and Systems Engineering at North Carolina State University. Currently, he is a health systems engineer at Johns Hopkins University Applied Physics Laboratory.



**Muge Capan** received her PhD degree in Industrial and Systems Engineering with a minor in Operations Research at North Carolina State University. Currently, she is an Assistant Professor at the Mechanical and Industrial Engineering Department at University of Massachusetts Amherst. Her research interests include decision analysis, operations research, and machine learning to analyze and inform clinical decision making under uncertainty by leveraging data and human insights.