

UBER: Uncertainty-Based Evolution with Large Language Models for Automatic Heuristic Design

Zijie Chen^{1,2} Zhanchao Zhou^{1,2} Yu Lu² Renjun Xu¹ Lili Pan³ Zhenzhong Lan^{2*}

¹ Zhejiang University ² School of Engineering, Westlake University

³ University of Electronic Science and Technology of China

{chenzijie, lanzhenzhong}@westlake.edu.cn

Abstract

NP-hard problem-solving traditionally relies on heuristics, but manually crafting effective heuristics for complex problems remains challenging. While recent work like FunSearch has demonstrated that large language models (LLMs) can be leveraged for heuristic design in evolutionary algorithm (EA) frameworks, their potential is not fully realized due to its deficiency in exploitation and exploration. We present UBER (Uncertainty-Based Evolution for Refinement), a method that enhances LLM+EA methods for automatic heuristic design by integrating uncertainty on top of the FunSearch framework. UBER introduces two key innovations: an Uncertainty-Inclusive Evolution Process (UIEP) for adaptive exploration-exploitation balance, and a principled Uncertainty-Inclusive Island Reset (UIIS) strategy for maintaining population diversity. Through extensive experiments on challenging NP-complete problems, UBER demonstrates significant improvements over FunSearch. Our work provides a new direction for the synergy of LLMs and EA, advancing the field of automatic heuristic design.

1 Introduction

A wide range of mathematical science problems are NP-complete which are extremely hard to solve but easy to evaluate (Romera-Paredes et al., 2024). Generally, heuristics are designed to search the solutions (Jia et al., 2023). Evolutionary Algorithms (EAs) are widely used to automatically optimize these heuristics (Liu et al., 2023; Mei et al., 2023). Recently, large language models (LLMs) have shown remarkable capability in code generation (Austin et al., 2021; Chen et al., 2021; Li et al., 2023), opening up new avenues for hyper-heuristic algorithms. These “LLM+EA” methods

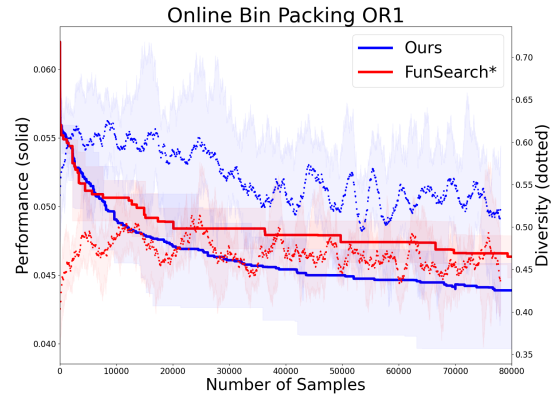


Figure 1: The performance growth (solid line, measured by “excess rate” as in Section 6.2) of FunSearch decelerates in the later stage. Code samples generated by FunSearch have low diversity (dotted line, measured by “proportion of change” as in Section 3.4). This indicates FunSearch’s deficiency in exploitation and exploration.

utilize LLMs as variation operators in EAs, demonstrating promising results across diverse problem domains (Chen et al., 2024; Zheng et al., 2023; Nasir et al., 2024; Wang et al., 2024).

A notable instance of the LLM+EA method is FunSearch (Romera-Paredes et al., 2024), which attains heuristics leading to significant mathematical discoveries through approximately 2.5 million evolutionary steps within a multi-population EA. Theoretically, to search for optimal heuristics in a “function space”, FunSearch should do well in two aspects: carrying out a deeper search in the most promising areas of the whole function space, and exploring the wide unknown regions. We term these two aspects as exploitation and exploration.

However, how to do better exploration and exploitation remains a largely unresolved area of research (Weng, 2020). We notice a pronounced deceleration in performance enhancement during the later stages, suggesting that FunSearch fails

* Corresponding author.
Work in progress.

to come up with heuristics with higher quality¹. Additionally, we observe the code samples FunSearch generates are similar to its parents from time to time, suggesting a consistently low diversity of newly generated samples as depicted in Figure 1. Such phenomena indicate that FunSearch is not exploiting and exploring the “function space” well. This limitation impedes FunSearch to discover heuristics with higher quality.

To address the issues, we propose Uncertainty-Based Evolution with Large language models (UBER). UBER introduces two innovations upon FunSearch’s framework: uncertainty-inclusive evolution process (UIEP) and uncertainty-inclusive island reset (UIIS). We measure the quality of a sample by the expected score of new samples generated using the original sample as a parent. Drawing inspiration from the Upper Confidence Bound (UCB), a concept widely adopted in reinforcement learning, we further propose Uncertainty-Inclusive Quality (UIQ) with uncertainty estimated by the number of times a sample is selected as parents. UIEP selects suitable parents for evolution based on UIQ. Besides, UIIS periodically reinitializes islands that have a low probability of evolving high-quality samples with promising samples from other islands. UBER is rigorously tested on both standard combinatorial optimization problems and complex problems such as the cap set problem. The results indicate that our method outperforms FunSearch in terms of designing superior heuristics. Our code will be made public soon.

We summarize our contributions as:

1. We present an uncertainty-aware parent selection mechanism that quantitatively evaluates and incorporates uncertainty in LLM-generated code samples. The mechanism establishes a probabilistic scoring system that enables systematic prioritization of candidates during evolutionary search.
2. We introduce an uncertainty-guided island reset protocol that adaptively restructures populations based on quantified uncertainty measures. The protocol provides a principled approach to balance population diversity with solution quality by strategically reinitializing underperforming islands.
3. Experimental results across multiple NP-complete problems demonstrate quantitative

improvements: a 41.73% reduction in excess bin usage for online bin packing, improved solution quality in TSP, and larger cap set discoveries, establishing reproducible benchmarks for automatic algorithm design.

2 Related Work

2.1 Heuristics for Math Problems

Heuristics are typically used to search solutions for NP-hard problems such as the Traveling Salesman Problem (TSP) (Liu et al., 2023), online bin packing (Coffman Jr et al., 1984), cap set problem (Grochow, 2019; Tao and Vu, 2006) etc. Heuristics guide the search direction to find relatively good solutions within a reasonable time. While it’s hard to hand craft a good heuristic, hyper-heuristics algorithms (Burke et al., 2003) like evolutionary algorithms can automatically optimize heuristics from a trivial one (Jia et al., 2023; Mei et al., 2023). Since the boost of deep learning, various relevant methods have been used to assist EA (Bengio et al., 2021; Hudson et al., 2022; Hottung et al., 2020).

2.2 LLM+EA

The effectiveness of EA is largely dependent on variation operators’ ability to produce diverse, promising new candidates, which requires substantial domain knowledge for specific problems (O’Neill et al., 2010). While Large Language Models have made significant strides in general coding and math capabilities (Guo et al., 2024; Li et al., 2023; Chen et al., 2021), they still struggle with open math problems. Recent research has focused on combining EAs and LLMs to unleash the LLMs’ potential (Lehman et al., 2024), so-called LLM+EA methods. LLM+EA methods blurred the distinction between utilizes LLM’s few-shot generation capability as variation operators. The application of LLM+EA methods have been extended to broad domains, including neural architecture search (Chen et al., 2024), text-based tasks (Meyerson et al., 2023), optimization (Brahmachary et al., 2024), and even molecular design (Wang et al., 2024).

2.3 FunSearch and Beyond

FunSearch (Romera-Paredes et al., 2024) has pushed the scale “LLM+EA” methods to an unprecedented level, generating approximately 2.5 million samples throughout the whole process. This was achieved through the implementation of an asynchronous system composed of 15 LLM

¹Experiments are run on OR1 ~ OR4 dataset of online bin packing. See Section 6 for details. Results on OR2 ~ OR4 are shown in Appendix A.

samplers and several hundreds of code evaluators operating in parallel. It extends beyond theoretical and mathematical results for important mathematic problems like the cap set and admissible set problems. Later works concentrate on enhancing FunSearch-like methodologies through improved prompting strategies for generating new programs. EoH (Liu et al., 2024) designs 5 prompts for exploration or modification rather than the single fixed prompt used previously and also suggests that LLM should generate a text description prior to guide the generation of new code. ReEvo (Ye et al., 2024), on the other hand, incorporated LLM reflection into the process, allowing the LLM to generate good samples based on reflections of history samples. In contrast, we argue the essence of FunSearch lies in the repeated few-shot sampling, with a careful selection of samples serving as examples.

3 Preliminary: FunSearch

In this section, we introduce FunSearch, the specific LLM+EA method that forms the central focus of our study. Definitions of FunSearch’s core components are provided first. Subsequently, we will introduce the evolution process and the island reset technique employed within FunSearch. Finally, we will discuss the drawbacks of FunSearch we observed in our experiments.

3.1 Overview of FunSearch

FunSearch is designed to evolve a Python function within certain program specifications. The score of each function sample c can be acquired by running the program specification on some predefined test instances, which we denote as $s(c)$. A Database \mathbb{D} encapsulates all the samples. \mathbb{D} comprises $n \geq 1$ islands: $\mathbb{D} = \{\mathbb{I}_1, \dots, \mathbb{I}_n\}$. Each island maintains an independent population for evolution and operates in isolation, devoid of communication with other islands. Moreover, an island \mathbb{I}_i consists of multiple clusters (denote as \mathbb{C}). Within each cluster \mathbb{C} , program samples with the same result on each test instance are stored. Thus, all samples in a cluster share the same score, which we denote as the score of the cluster $s(\mathbb{C})$, with some repurposing of function notation.

3.2 Evolution Process

At each timestep t , FunSearch randomly decides an island \mathbb{I} to generate some new samples. Two program samples are chosen from \mathbb{I} to serve as parents.

Subsequently, the LLM is prompted with these parent samples as few-shot examples to generate new samples. Following their evaluation, these newly generated samples are stored back into the island \mathbb{I} .

To select parents at each timestep t , FunSearch first selects two clusters \mathbb{C}_i and \mathbb{C}_j in \mathbb{I} , which is followed by choosing one sample from each selected cluster as parents, namely $p_1^{(t)}, p_2^{(t)}$. The probability for each cluster \mathbb{C} to be chosen is proportionate to $\exp(s(\mathbb{C}))$. Samples are chosen within a cluster favoring the shorter ones. Specifically, let l_c be the length of sample c measured by the number of characters, and $\tilde{l}_c = \frac{\max_{a \in \mathbb{C}} \{l_a\} - l_c}{\min_{a \in \mathbb{C}} \{l_a\} + 1e^{-6}}$. The probability of chosen c as parent is proportionate to $\exp(\frac{\tilde{l}_c}{T_{prog}})$, where $T_{prog} > 0$ is a hyperparameter indicating the temperature.

After selecting parents, LLM sampler generates n_s new samples given the $p_1^{(t)}, p_2^{(t)}$ as few-shot example: $c_{1:n_s}^{(t)} = f(p_1^{(t)}, p_2^{(t)}; \theta)$, where θ is LLM’s parameters and n_s is a hyperparameter. The generated samples at timestep t are sent back to \mathbb{I} after being evaluated on pre-defined test instances. Each sample is stored within a cluster where all program instances yield identical results on each test instance. If no existing cluster satisfies the requirement for a sample, a new cluster will be created and the sample is subsequently saved in it. Program samples that result in an exception or timeout during evaluation are consequently discarded.

3.3 Island Reset

Periodically, after the generation of every T_{reset} number of samples, FunSearch resets half of the islands that are characterized as underperforming. FunSearch identifies underperforming islands as ones whose highest-scoring cluster has a lower score than that of at least $n/2$ islands. For each island that necessitates a reset, all samples within it are removed, and the island is subsequently reinitialized with the highest-scoring program sample selected from a random remaining island.

3.4 Analysis

We run 10 experiments on online bin packing OR1 using FunSearch as implemented in Section 6.1. We assess the diversity of generated samples by the proportion of changed tokens in generated samples compared to their parents, which is defined as the token level edit distance of generated samples with its parents normalized with the length of samples.

We visualize the performance progress of Fun-

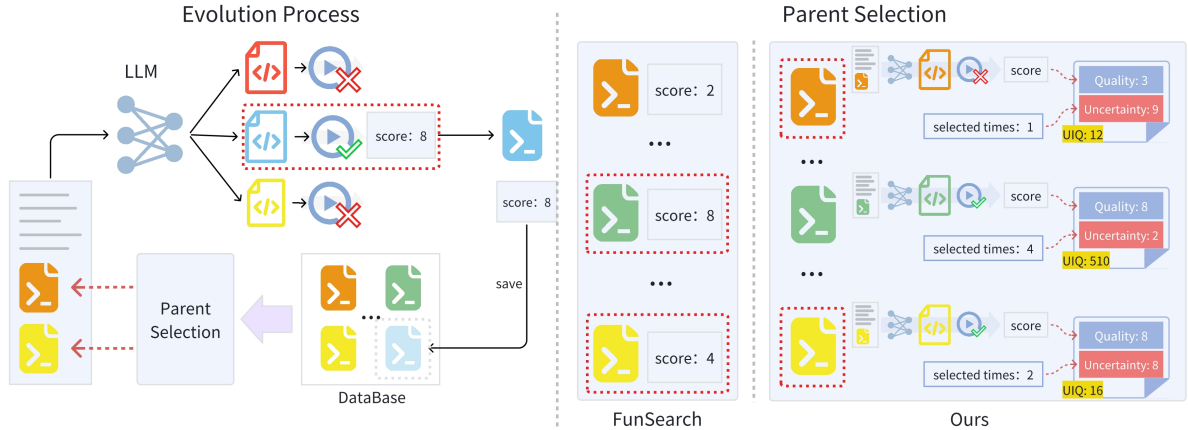


Figure 2: Illustration of our method. We manipulate the parent selection procedure in FunSearch’s evolution process. **Left:** The overall evolution process of our method and FunSearch. **Right:** At each timestep, FunSearch selects parents based on the score of each sample. Our method selects parents based on our quality measure, UIQ. The uncertainty of a sample’s quality is acquired from the number of times it is selected as parents .

Search as well as our method’s “Proportion of Change” in Figure 1. We use lines to represent the average across 10 runs, and a light shadow to depict the range of variation.

FunSearch exhibits a noticeable performance plateau in the later stages, suggesting its exploitation within the searched regions is suboptimal. Yet, since FunSearch mainly considers $s(\mathbb{C})$, which is indirect to indicate the expected score of samples to be generated, we state that FunSearch’s insufficiency in exploitation should be as expected.

Moreover, samples generated by FunSearch have constantly low “Proportion of Change”, meaning they are closer to their parents. This suggests that despite many tricks such as multi-population, and parent selection based on softmax probability, we observe a significant low diversity in samples generated by FunSearch. This indicates that FunSearch is not doing exploration well.

To address the issues for FunSearch, we introduce UBER. UBER consists of uncertainty-inclusive evolution process (UIEP) and uncertainty-inclusive island reset (UIIS), which we will introduce in Section 4 and 5 respectively.

4 Uncertainty-Inclusive Evolution Process

The evolution process of our method (Figure 2) bears similarity with FunSearch , except for parent selection, which we believe is the core of the evolution process. We propose Uncertainty-Inclusive Quality (UIQ), a measure used to evaluate the sample’s quality with uncertainty based on the number of times they are chosen as parents. Then we introduce the uncertainty-inclusive evolution process

(UIEP) of our method, which utilizes UIQ to select appropriate parents at each evolution timestep.

In practice, we observed a very high degree of similarity among samples within each cluster \mathbb{C} . Hence our method focuses on selecting appropriate clusters at each timestep. Once a cluster is chosen at a given time step, we employ the same method as FunSearch to choose a sample within it as parents.

4.1 Uncertainty-Inclusive Quality

For the pursuit of exploitation, parents that always lead to high scores in generated samples should be prioritized. Hence, we define the quality of samples in a cluster \mathbb{C} at each timestep t as the mean score of all samples generated having samples in \mathbb{C} serving as a parent.

$$Q_t(\mathbb{C}) = \sum_{c \in \mathbb{C}} \sum_{a \in \mathbb{P}_{c,t}} s(a)$$

where $\mathbb{P}_{c,t}$ is a collection of all samples generated with c as an example before timestep t .

Inspired by UCB, we introduce uncertainty into the quality of samples. Let $N_t(\mathbb{C})$ be the number of times samples in cluster \mathbb{C} are used as parent before timestep t . We define UIQ as:

$$\tilde{Q}_p(\mathbb{C}, t) = Q_t(\mathbb{C}) + k_p \sqrt{\frac{\ln t}{N_t(\mathbb{C})}}$$

where the footnote “p” is short for “parent”, and $k_p > 0$ is a hyperparameter.

4.2 Parent Selection

At each timestep t , after an island \mathbb{I} is selected to generate a new sample, our method selects the top-

2 clusters with the highest $\tilde{Q}_p(\mathbb{C}, t)$ within \mathbb{I} . Subsequently, we choose one sample from each chosen clusters as parents using the method mentioned before. Our method automatically balances exploration and exploitation, since it is either choosing parents that leads to high score in generated samples or exploring uncertain parents.

5 Uncertainty-Inclusive Island Reset

At regular intervals, our method resets half of the underperforming islands. Similar to FunSearch, this involves clearing all samples within these islands and reinitializing them with high-quality samples sourced from the remaining islands.

Specifically, after sampling for every T_{reset} steps, we calculate for each island \mathbb{I} :

$$\tilde{Q}_r(\mathbb{I}, t) = \max_{\mathbb{C} \in \mathbb{I}} \{Q_t(\mathbb{C}) + k_r \sqrt{\frac{\ln t}{N_t(\mathbb{C})}}\}$$

where the footnote ‘‘r’’ is short for ‘‘reset’’ and $k_r > 0$ is a hyperparameter. Let $\mathbb{C}_{\mathbb{I}}^*$ be the cluster that satisfies the maximum. We reset half of the islands with the lowest $\tilde{Q}_r(\mathbb{I}, t)$. All samples are removed from the identified islands. For reset islands, we randomly choose a remaining island \mathbb{I}_{rem} and use a sample from $\mathbb{C}_{\mathbb{I}_{rem}}^*$ to re-initialize it.

UIIS replaces islands that have a low likelihood of evolving high-score samples with more promising ones from other islands. This strategy aids in maintaining the evolution within beneficial regions, thus fostering improved performance in future.

6 Experiments

6.1 Implementation Details

We implement an asynchronous system on a single server with 8 NVIDIA A100 GPUs and 2 Intel(R) Xeon(R) Platinum 8358 CPUs. On each GPU, an LLM inference service is set up locally using the SGLang (Zheng et al., 2024) framework. This segregates LLM inference from the entire system, maximizing the advantages of asynchronous concurrency. We use OpenCoder-8B-Instruct (Huang et al., 2024) throughout our experiment, while also experiment with Deepseek-coder (Guo et al., 2024) to ablate the influence of LLM. We use nucleus sampling with $p = 0.95$ and $t = 1.0$. The maximum length of each sample is 2048 tokens. We provide our prompt for LLM in Appendix E.

The remaining components of our implementation operate in parallel, leveraging the Python multiprocessing library. The database is shared and

accessible to all processes. Our samplers, functioning as parallel processes, iteratively retrieve parent samples (examples) from the database and submit requests to the backend LLM services. Upon the generation of new samples, evaluators are called by the samplers to assess these samples before their storage in the database. Any samples that result in an Exception or Timeout are systematically discarded. Other hyperparameter settings are shown in Table 1. Note for TSP, a very small amount of sample is required to get relatively good result. Thus we use only 1 island and removed island reset technique for TSP experiments. We also provide our hyperparameter search results in Appendix B to show how the hyperparameters are set.

6.2 Experiment problems

We assessed the performance of our method on three NP-complete problems:

- **Online Bin Packing:** The bin packing problem aims to accommodate a set of items, each with distinct sizes, into the least number of fixed-sized bins. We focus on its online scenario, where each item is packed as it arrives, differing from an offline setting where all items are available from the outset. We conduct experiments using our method on a widely recognized bin packing benchmark, the OR-Library (Beasley, 1990), which comprises four datasets (OR1 to OR4). Identical to FunSearch (Romera-Paredes et al., 2024), our method evolves the heuristics within a local-search algorithm. The heuristic is a priority function that determines the ranking of bins where the incoming item should be positioned. We evaluate the methods using the fraction of excess bins used over the L2 lower bound of the optimal offline bin packing solution, a metric we refer to as the ‘‘excess rate’’.
- **Cap Set:** The cap set problem (Grochow, 2019) is an important problem in extremal combinatorics. The cap set problem finds the largest ‘‘cap set’’, which is a set of vectors in \mathbb{Z}_3^n such that the sum of any three vectors is not zero. As with FunSearch (Romera-Paredes et al., 2024), our method evolves a priority function that assigns a rank to each vector in \mathbb{Z}_3^n , which guides a greedy construction of cap sets. For $n \leq 6$, the cap set problem is already solved. We carry out experiments for $n = 8$, and use the size of the largest cap sets found as performance.

	Hyperparameter	Bin Packing	Cap Set	TSP
Samplers	Number of samplers	16	16	16
	Samples per prompt: n_s	4	4	1
	Total number of samples	80K	2M	1K
Evaluators	Number of evaluators	50	50	50
	Timeout limit (in seconds)	30	90	30
DataBase	Number of islands: n	10	10	1
	UIQ hyperparameter for uncertainty: k_p	0.0008	32.0	10^{-5}
	UIIS hyperparameter for uncertainty: k_r	0.0008	32.0	-
	Island reset interval: T_{reset}	32,768	262,144	-
	Temperature for choosing sample: T_{prog}	1.0	1.0	1.0

Table 1: Implementation details for our method as well as baseline methods.

- **TSP**: TSP is a famous combinatorial optimization problem, which finds shortest routes that visit all given locations once and return to the starting point. We experimented with our method on 3 settings, namely TSP20, TSP50 and TSP100, following previous works (Kool et al., 2018; Liu et al., 2024). Each setting has 1000 instances with 20, 50, and 100 locations randomly initialized from $[0, 1]^2$, respectively. Identical to (Liu et al., 2024), our method is used to evolve the objective function in the perturbation stage of a guided local search algorithm (Voudouris et al., 2010). The relative distance between the acquired best solution and the optimal solution calculated by Concorde² is used to assess the performance of each method.

Each experiment is run 10 times, and the best result among all is reported unless otherwise specified. In the ablation study, we include the average performance as well as the standard deviation to examine if the results are robust and general. The code specification of each task is available in Appendix C.

6.3 Baselines

We compared our method with extensive baselines. This includes:

- **FunSearch**: We use directly the performance on online bin packing and cap set reported in FunSearch (Romera-Paredes et al., 2024).
- **FunSearch***: Since we are not using the same LLM and hardware compared with FunSearch (Romera-Paredes et al., 2024), FunSearch’s results are not always comparable with ours. Hence, we reproduced the FunSearch method on our GPU server according to our

implementation details, resulting in the FunSearch*. Hyperparameters k_p and k_r are discarded as FunSearch does not require them to select parent or reset islands. We report the results of all tasks we acquired using it.

- **EoH**: EoH (Liu et al., 2024) adopts similar LLM+EA framework as our method, with additional methods such introduced. For online Bin Packing and TSP, we also compared the result of our method with the result of EoH (Liu et al., 2024; Zhang et al., 2024).

6.4 Main Results

In Table 2, we report the performance of the best heuristics acquired by each method. Our method significantly outperforms all baseline methods in all datasets of online bin packing. The fraction of excess bins costed by our methods is 9.36% \sim 41.73% lower than “FunSearch*” and 10.98% \sim 42.44% lower compared with results reported in FunSearch. For TSP, even though all methods are very close to the optimal solution, our method still performs better than other baseline methods, with the gap with the optimal route 20.69% smaller than “FunSearch*” and 8.00% than EoH. Both result demonstrates the quality of heuristics acquired using our method, with non-trivial performance improvement in these tasks.

Our method outperforms “FunSearch*” in the cap sets problem, where we find a cap set that is greater than “FunSearch*” by 16 for $n=8$. Although we are not able to surpass the performance reported in FunSearch (Romera-Paredes et al., 2024), we argue it’s hard to reproduce their results due to the following reason: The time and computational cost to run a complete cap set experiment (generating and evaluating 2.5 million programs) is extremely

²<https://www.math.uwaterloo.ca/tsp/concorde.html>

	Online Bin Packing (\downarrow)				Cap Set (\uparrow)	TSP (\downarrow)		
	OR1	OR2	OR3	OR4	n=8	TSP20	TSP50	TSP100
Ours	4.06%	3.73%	1.79%	1.75%	480	0.000%	0.000%	0.023%
FunSearch*	4.48%	4.07%	3.02%	2.06%	464	0.000%	0.000%	0.029%
FunSearch	5.30%	4.19%	3.11%	2.47%	512	-	-	-
EoH	-	-	-	-	-	0.000%	0.000%	0.025%

Table 2: Main experiment results on each task. The best result for each setting is in **bold**.

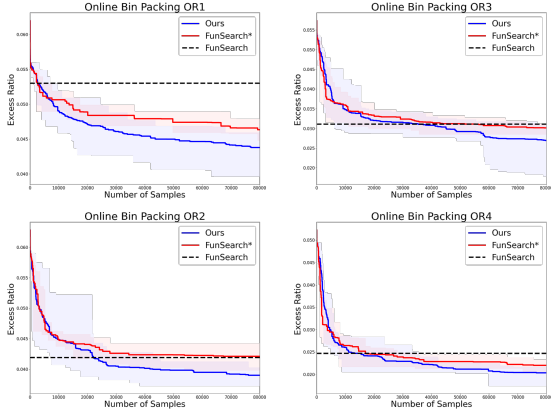


Figure 3: Performance progress on online bin packing. The solid line shows the average score among 10 experiments at each timestep. The shadow shows the range of best and worst experiments. FunSearch is shown in dash line since only a final score is available.

high, making it impossible to run as many times as FunSearch³. Yet, our method can steadily find larger cap sets than “FunSearch*”. We believe it is sufficient to prove the superiority of our method on extremely difficult tasks against baseline methods.

6.5 Discussion

Since the performance of the best run might be influenced by randomness, we carry out some experiments to prove the performance gain is due to our method efficacy in both exploitation and exploration. We use online bin packing (OR1 ~ OR4), as the target problem in this section.

In Figure 3, we show the performance progress of our method compared with and “FunSearch*”, our replica of FunSearch, since only a final score is available for FunSearch. The solid line shows the average progress of each method, with the range of best to worst run in shadow. By average, our method (blue) outperforms FunSearch (dashed black) at an early stage. Besides, in contrast to “FunSearch*” our method leads to non-marginal

³Running a cap set experiment takes more than 2 days on our GPU server. As stated in (Romera-Paredes et al., 2024): among 140 experiments they ran on cap set problem with n=8, less than 5% yield cap set larger than 480. It is extremely computationally heavy to try to reproduce their baseline results.



Figure 4: “Proportion of Change” on online bin packing. Our method always generates more diverse samples than FunSearch, indicating better exploration.

performance improvements even at later stage, indicating our method does better in exploitation. Moreover, there’s only slight performance difference between our method and “FunSearch*” in early stage. We believe the clue behind the “sudden” performance improvement in later stage is that our method does better at exploration.

In Figure 4, we plot the “Proportion of Change” of online bin packing experiments for both “FunSearch*” and our method during evolution. Since the result is very stochastic, we visualize using a running average with window size=1000. The new samples generated by our method always holds less similarity to their parents compared with “FunSearch*”, indicating our method explores broader regions of the function space. At the same time, the pace of improvement of the best sample’s score in our method is higher than the baseline, and there is still a relatively significant increase in the later stages. This suggests that our method can effectively alleviate the problem of low diversity through exploration, which further leads to stable performance improvements, and eventually outperforms baselines in the long term.

6.6 Ablation Study

We carried out an ablation study to provide a deeper understanding of our method. Experiments are

	Parent	UIIS	Best	Avg _{std}
Ours	$\hat{Q}_p(\mathbb{C}, t)$	True	1.79%	2.76% _{0.0016}
UIQ-only	$\hat{Q}_p(\mathbb{C}, t)$	False	2.65%	2.89%0.0018
Q-only	$Q_t(\mathbb{C})$	False	2.74%	2.98%0.0012
FunSearch*	$s(\mathbb{C})$	False	3.02%	3.07%0.0008

Table 3: Ablation of our method on online bin packing OR3. ‘‘Best’’ stands for the smallest excess rate acquired among 10 runs. ‘‘Avg_{std}’’ stands for the average score, with standard deviation shown as the suffix.

carried on the OR3 of online bin packing. Unless otherwise specified, all methods (variants) share the same implementation as Section 6.1. Several variants of our method experimented with are:

- **Ours:** Our method as describe before.
- **UIQ-only:** UIQ-only adopts the same evolution process as our method, with clusters with top-2 $\hat{Q}_p(\mathbb{C}, t)$ are chosen for parents at each timestep. However, UIQ-only does not use UIIS, but shares the same island reset with FunSearch as described in Section 3.3.
- **Q-only:** Q-only selects clusters with top-2 $Q_t(\mathbb{C})$ for parents at each timestep. Its measure is identical to our method except no uncertainty is involved. Its island reset uses the same method as FunSearch.
- **FunSearch*:** Our baseline, ‘‘FunSearch*’’ as described in Section 6.3.

We report the best as well as average excess rate (along with standard deviation) among 10 runs for each variant in Table 3.

The performance gap between ‘‘FunSearch*’’ and ‘‘Q-only’’ showcases the importance of using $Q_t(\mathbb{C})$ instead of $s(\mathbb{C})$ as the evaluation of the sample’s quality, or in other words, the priority of being selected as parents. The reason behind this result is that $Q_t(\mathbb{C})$ is an unbiased estimate of the expected outcome with samples in \mathbb{C} serving as parents, while $s(\mathbb{C})$ is not despite being more intuitively straightforward. This leads to better exploitation of our method than FunSearch.

Comparing the results of ‘‘Q-only’’ and ‘‘UIQ-only’’, we see further performance gains. The integration of uncertainty into UIQ allows samples within rarely chosen clusters to be selected as parents. This allows our method to explore areas in the ‘‘function spaces’’ that may evolve better samples despite not seeming promising at present. Therefore,

LLM	Method	Best Run	Avg _{std}
OpenCoder	FunSearch*	3.02%	3.07%0.0008
	Ours	1.79%	2.76% _{0.0016}
Deepseek	FunSearch*	3.09%	3.19%0.0011
	Ours	2.69%	2.89%0.0017

Table 4: Different LLM’s result on online bin packing OR3. Our method steadily performs better than FunSearch, regardless of alternations in LLM.

our method automatically balances between exploration and exploitation and eventually benefits the long-term performance.

Furthermore, our island reset procedure resets islands that are unlikely to evolve high score programs, in contrast to FunSearch that reset islands that have relatively low score at present. In other words, our method keeps islands with the potential of evolving better samples, while FunSearch is short-sighted. The performance difference between ‘‘Ours’’ and ‘‘UIQ-only’’ provides evidence to the rationality of our island reset procedure.

Through this ablation study, each component in our method leads to steady performance improvement, illustrating the effectiveness and superiority of our method compared with FunSearch.

6.7 Choice of LLM

To check if the performance gain from our method is invariant to unrelated conditions like LLM, we carry out experiment on online bin packing OR3 dataset. Apart from OpenCoder-8b-Instruct used in experiments before, we select another LLM with a smaller size and possibly lower code generation performance namely Deepseek-coder-6.7b (Guo et al., 2024). We show results in Table 4.

The result shows that our method always leads to better performance than FunSearch, even when a LLM with poor performance is used. which justifies it as model agnostic. Moreover, the result acquired from OpenCoder is always better than Deepseek-coder, which is a weaker LLM in comparison. Such results suggest that utilizing larger or better LLMs, even better results on hard problems like cap set may be possible.

7 Conclusion

In this paper, we studied FunSearch, a type of LLM+EA method that optimizes heuristics through evolution. We discovered that it has significant drawbacks: not doing well in either exploitation or exploration. Inspired by UCB, we propose our method, consisting of UIEP and UIIS that can address this issue. Experiment results demon-

strate that our method steadily outperforms baseline methods, regardless of the task or unrelated conditions like specific LLM. We are optimistic that, boosted by our method, FunSearch can fully utilize LLM’s potential and further be able to solve more problems in an even wider range of fields.

8 Limitations

Despite making non-trivial improvements on combinatorial optimization problems like online bin packing and TSP, our method fails to outperform heuristics searched by FunSearch (Romera-Paredes et al., 2024) on the cap set problems. Although this may potentially diminish the superiority of our method on large-scale complex problems, we have made every effort to demonstrate the advantage of our method over “FunSearch*” on the cap set problem under comparable settings. The performance of the best heuristics discovered is related to the choice of LLM, the number of samples generated and some random factors. Besides, to the best of our knowledge, no research work has ever surpassed the result of FunSearch (Romera-Paredes et al., 2024) in the cap set problem. We see this as an opportunity to further extend the capability of LLM+EA methods.

Moreover, our method as well as FunSearch, requires generating codes using LLMs and running these codes on some devices. This might be dangerous, since the code generated by LLM may be unpredictable and hard to explain. In our experiment, we observed codes generated by LLM trying to modify (write and read) local files. We tried our best to overcome this risk in our experiments by restricting permission to access local disk, running codes in safe namespaces, etc.

Acknowledgements

This work was supported by the Scientific Research Project of Westlake University (Grant No. WU2024B003).

References

Jacob Austin, Augustus Odena, Maxwell Nye, Maarten Bosma, Henryk Michalewski, David Dohan, Ellen Jiang, Carrie Cai, Michael Terry, Quoc Le, et al. 2021. Program synthesis with large language models. *arXiv preprint arXiv:2108.07732*.

John E. Beasley. 1990. Or-library: distributing test problems by electronic mail. *Journal of the operational research society*, 41(11):1069–1072.

Yoshua Bengio, Andrea Lodi, and Antoine Prouvost. 2021. Machine learning for combinatorial optimization: A methodological tour d’horizon. *Eur. J. Oper. Res.*, 290(2):405–421.

Shuvayan Brahmachary, Subodh M Joshi, Aniruddha Panda, Kaushik Koneripalli, Arun Kumar Sagotra, Harshil Patel, Ankush Sharma, Ameya D Jagtap, and Kaushic Kalyanaraman. 2024. Large language model-based evolutionary optimizer: Reasoning with elitism. *arXiv preprint arXiv:2403.02054*.

Edmund K. Burke, Graham Kendall, Jim Newall, Emma Hart, Peter Ross, and Sonia Schulenburg. 2003. Hyper-heuristics: An emerging direction in modern search technology. In *Handbook of Metaheuristics*, volume 57 of *International Series in Operations Research & Management Science*, pages 457–474. Kluwer / Springer.

Angelica Chen, David Dohan, and David So. 2024. Evo-prompting: language models for code-level neural architecture search. *Advances in Neural Information Processing Systems*, 36.

Mark Chen, Jerry Tworek, Heewoo Jun, Qiming Yuan, Henrique Ponde De Oliveira Pinto, Jared Kaplan, Harri Edwards, Yuri Burda, Nicholas Joseph, Greg Brockman, et al. 2021. Evaluating large language models trained on code. *arXiv preprint arXiv:2107.03374*.

Edward G Coffman Jr, Michael R Garey, and David S Johnson. 1984. Approximation algorithms for bin-packing—an updated survey. In *Algorithm design for computer system design*, pages 49–106. Springer.

Joshua Grochow. 2019. New applications of the polynomial method: the cap set conjecture and beyond. *Bulletin of the American Mathematical Society*, 56(1):29–64.

Daya Guo, Qihao Zhu, Dejian Yang, Zhenda Xie, Kai Dong, Wentao Zhang, Guanting Chen, Xiao Bi, Y. Wu, Y. K. Li, Fuli Luo, Yingfei Xiong, and Wenfeng Liang. 2024. Deepseek-coder: When the large language model meets programming - the rise of code intelligence. *CoRR*, abs/2401.14196.

André Hottung, Shunji Tanaka, and Kevin Tierney. 2020. Deep learning assisted heuristic tree search for the container pre-marshalling problem. *Comput. Oper. Res.*, 113.

Siming Huang, Tianhao Cheng, Jason Klein Liu, Jiaran Hao, Liuyihan Song, Yang Xu, J Yang, JH Liu, Chenchen Zhang, Linzheng Chai, et al. 2024. Open-coder: The open cookbook for top-tier code large language models. *arXiv preprint arXiv:2411.04905*.

Benjamin Hudson, Qingbiao Li, Matthew Malencia, and Amanda Prorok. 2022. Graph neural network guided local search for the traveling salesperson problem. In *ICLR*. OpenReview.net.

- Ya-Hui Jia, Yi Mei, and Mengjie Zhang. 2023. Learning heuristics with different representations for stochastic routing. *IEEE Trans. Cybern.*, 53(5):3205–3219.
- Wouter Kool, Herke Van Hoof, and Max Welling. 2018. Attention, learn to solve routing problems! *arXiv preprint arXiv:1803.08475*.
- Joel Lehman, Jonathan Gordon, Shawn Jain, Kamal Ndousse, Cathy Yeh, and Kenneth O. Stanley. 2024. *Evolution Through Large Models*, pages 331–366. Springer Nature Singapore, Singapore.
- Raymond Li, Loubna Ben Allal, Yangtian Zi, Niklas Muennighoff, Denis Kocetkov, Chenghao Mou, Marc Marone, Christopher Akiki, Jia Li, Jenny Chim, et al. 2023. Starcoder: may the source be with you! *arXiv preprint arXiv:2305.06161*.
- Fei Liu, Xialiang Tong, Mingxuan Yuan, and Qingfu Zhang. 2023. Algorithm evolution using large language model. *arXiv preprint arXiv:2311.15249*.
- Fei Liu, Tong Xialiang, Mingxuan Yuan, Xi Lin, Fu Luo, Zhenkun Wang, Zhichao Lu, and Qingfu Zhang. 2024. Evolution of heuristics: Towards efficient automatic algorithm design using large language model. In *Forty-first International Conference on Machine Learning*.
- Yi Mei, Qi Chen, Andrew Lensen, Bing Xue, and Mengjie Zhang. 2023. Explainable artificial intelligence by genetic programming: A survey. *IEEE Trans. Evol. Comput.*, 27(3):621–641.
- Elliot Meyerson, Mark J Nelson, Herbie Bradley, Adam Gaier, Arash Moradi, Amy K Hoover, and Joel Lehman. 2023. Language model crossover: Variation through few-shot prompting. *arXiv preprint arXiv:2302.12170*.
- Muhammad Umair Nasir, Sam Earle, Julian Togelius, Steven James, and Christopher Cleghorn. 2024. LImatic: neural architecture search via large language models and quality diversity optimization. In *Proceedings of the Genetic and Evolutionary Computation Conference*, pages 1110–1118.
- Michael O’Neill, Leonardo Vanneschi, Steven M. Gustafson, and Wolfgang Banzhaf. 2010. Open issues in genetic programming. *Genet. Program. Evolvable Mach.*, 11(3-4):339–363.
- Bernardino Romera-Paredes, Mohammadamin Barekatin, Alexander Novikov, Matej Balog, M Pawan Kumar, Emilien Dupont, Francisco JR Ruiz, Jordan S Ellenberg, Pengming Wang, Omar Fawzi, et al. 2024. Mathematical discoveries from program search with large language models. *Nature*, 625(7995):468–475.
- Terence Tao and Van H Vu. 2006. *Additive combinatorics*, volume 105. Cambridge University Press.
- Christos Voudouris, Edward PK Tsang, and Abdullah Alsheddy. 2010. Guided local search. In *Handbook of metaheuristics*, pages 321–361. Springer.
- Haorui Wang, Marta Skreta, Cher-Tian Ser, Wenhao Gao, Ling kai Kong, Felix Strieth-Kalthoff, Chenru Duan, Yuchen Zhuang, Yue Yu, Yanqiao Zhu, et al. 2024. Efficient evolutionary search over chemical space with large language models. *arXiv preprint arXiv:2406.16976*.
- Lilian Weng. 2020. *Exploration strategies in deep reinforcement learning*. lilianweng.github.io.
- Haoran Ye, Jiarui Wang, Zhiguang Cao, Federico Berto, Chuanbo Hua, Haeyeon Kim, Jinkyoo Park, and Guojie Song. 2024. Reevo: Large language models as hyper-heuristics with reflective evolution. *arXiv preprint arXiv:2402.01145*.
- Rui Zhang, Fei Liu, Xi Lin, Zhenkun Wang, Zhichao Lu, and Qingfu Zhang. 2024. Understanding the importance of evolutionary search in automated heuristic design with large language models. In *International Conference on Parallel Problem Solving from Nature*, pages 185–202. Springer.
- Lianmin Zheng, Liangsheng Yin, Zhiqiang Xie, Chuyue Sun, Jeff Huang, Cody Hao Yu, Shiyi Cao, Christos Kozyrakis, Ion Stoica, Joseph E Gonzalez, et al. 2024. Sglang: Efficient execution of structured language model programs. *arXiv preprint arXiv:2312.07104*.
- Mingkai Zheng, Xiu Su, Shan You, Fei Wang, Chen Qian, Chang Xu, and Samuel Albanie. 2023. Can gpt-4 perform neural architecture search? *arXiv preprint arXiv:2304.10970*.

A More Results on Online Bin Packing

In Section 1, we only show experiment result on OR1 of online bin packing. Thus, we put the experiment results of OR2 \sim OR4 here, in Figure 5. It is obvious that the diversity of samples generated by "FunSearch*" is very low compared to that of our method. Moreover, our method constantly leads to better performance than FunSearch. Both provide evidence to our method's superiority in exploitation and exploration, which eventually leads to better performance of our method

B Hyperparameter Search Results

The value for two hyperparameters used in our method, namely UIQ's hyperparameter k_p , and UIIS's hyperparameter k_r , are searched. To search best value for k_p , we run experiments on "UIQ-only" method as described in Section 6.6. After k_p is set to its optimal value, we further run experiments on our method to search for k_r .

For online bin packing, we investigated that the appropriate value for k_p and k_r should be between 0.01 to 0.0001 so as to balance the quality term and uncertainty term well. Experiments are run on OR3 dataset. We provide experiment results for k_p in Table 5. Then we set $k_p=0.0008$ and further experimented different choices of k_r , with results shown in Table 6.

Similarly, for cap set problem, we experimented k_p and k_r within the range of 16 to 64. Since it cost heavily to run cap set experiments, thus we searched k_p and k_r together with each experiment k_p . The corresponding results are shown in Table 7, and Table 8. Note,

k_p	Best Run	Avg
0.01	2.87%	2.97%
0.008	2.84%	3.05%
0.004	2.97%	3.03%
0.002	2.89%	3.12%
0.001	2.74%	2.86%
0.0008	2.59%	2.79%
0.0004	2.72%	2.84%
0.0002	2.68%	2.82%
0.0001	2.70%	2.89%

Table 5: Hyperparameter search result for k_p on OR3 online bin packing. We use UIQ-only for experiment.

k_p	Best Run	Avg
0.002	2.72%	2.91%
0.001	2.65%	2.83%
0.0008	1.79%	2.76%
0.0004	2.58%	2.82%
0.0002	2.71%	2.87%

Table 6: Hyperparameter search result for k_r on OR3 online bin packing. k_p is set as 0.0008.

k_p	Best Run	Avg
16	464	452.8
32	464	464
48	464	451.2
64	448	448

Table 7: Hyperparameter search result for k_p on cap set n=8. We use UIQ-only for experiment.

C Code Specification for Each Task

We show the code specifications for each task in this section. The function decorated with "@evolution" is evolved in experiments and the score of each function can be acquired by running the function decorated with "@run" on each test instances.

For online bin packing, the code specification is shown in Table 9. For the cap set problem the code specification is shown in Table 10. For TSP, the code specification is shown in Table 11.

D Best Heuristics Discovered

We show the best heuristics discovered by our method for each task here. The whole part of the function LLM samplers outputs are shown without any modification, which is why some part of the answers might sound nonsense.

For online bin packing OR1 the best heuristic discovered is shown in Table 12. For OR2, the best heuristic is shown in Table 13. For OR3, the best heuristic is shown in Table 14. For OR4, the best heuristic is shown in Table 15.

k_r	Best Run	Avg
16	464	460.8
32	480	464.8
48	464	460
64	464	458.4

Table 8: Hyperparameter search result for k_r on cap set n=8. k_p is set as 32.

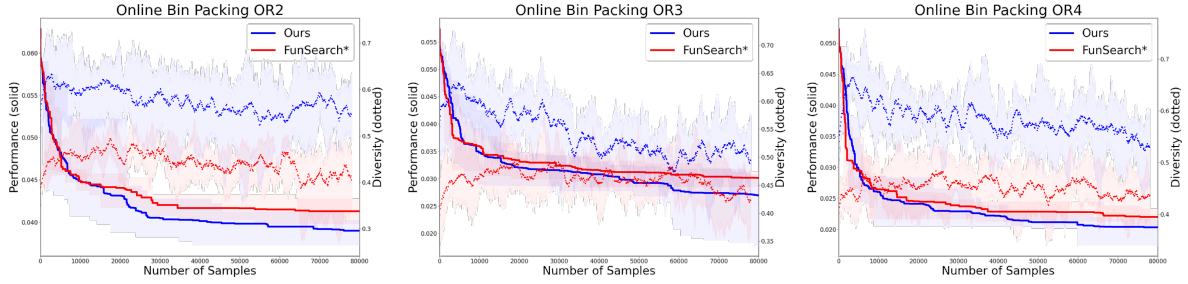


Figure 5: Experiment results on OR2 ~ OR4.

For cap set $n=8$, our best heuristic finds a cap set of 480 vectors. The corresponding heuristic is shown in Table 16.

E LLM Prompts

We write task-specific natural instructions for LLM samplers in Markdown style, since the LLM we choose is capable of understanding and generating in Markdown style. In all prompts shown below, “{Parent1}” and “{Parent2}” are replaced with two parents selected at each time step.

For online bin packing, the prompt we use is shown in Table 17. For cap set problem, the prompt we use is shown in Table 18. For TSP, the prompt we use is shown in Table 19.

```

import os
import numpy as np

class BinPackProblem:
    def __init__(self, id, capacity, n_items, best_answer, items):
        self.id = id
        self.capacity = capacity
        self.n_items = n_items
        self.best_answer = best_answer
        self.items = np.array(items)
        assert len(items) == n_items
        bins = [capacity] * n_items
        self.bins = np.array(bins)

    def get_valid_bin_indices(item, bins: np.ndarray) -> np.ndarray:
        return np.nonzero((bins - item) >= 0)[0]

    def online_binpack(items: tuple[float, ...], bins: np.ndarray) -> tuple[list[list[
        float, ...], ...], np.ndarray]:
        packing = [[] for _ in bins]
        for item in items:
            valid_bin_indices = get_valid_bin_indices(item, bins)
            priorities = priority(item, bins[valid_bin_indices])
            best_bin = valid_bin_indices[np.argmax(priorities)]
            bins[best_bin] -= item
            packing[best_bin].append(item)
        packing = [bin_items for bin_items in packing if bin_items]
        return packing, bins

@run
def evaluate_binpack(problem):
    items = problem.items
    bins = problem.bins
    best_answer = problem.best_answer
    capacity = problem.capacity
    _, bins_packed = online_binpack(items, bins)
    solved_answer = (bins_packed != capacity).sum()
    cnt = best_answer - solved_answer
    ratio = cnt / best_answer
    return ratio

@evolution
def priority(item: float, bins: np.ndarray) -> np.ndarray:
    # Returns the priority with which we want to add 'item' to the bins
    return 0.0

```

Table 9: Code specification for online bin packing.

```

"""Finds large cap sets."""
import itertools
import numpy as np

def solve(n: int) -> np.ndarray:
    """Returns a large cap set in 'n' dimensions."""
    all_vectors = np.array(list(itertools.product((0, 1, 2), repeat=n)), dtype=np.
                           int32)

    # Powers in decreasing order for compatibility with 'itertools.product', so
    # that the relationship 'i = all_vectors[i] @ powers' holds for all 'i'.
    powers = 3 ** np.arange(n - 1, -1, -1)
    # Precompute all priorities.
    priorities = np.array([priority(tuple(vector), n) for vector in all_vectors])
    # Build 'capset' greedily, using priorities for prioritization.
    capset = np.empty(shape=(0, n), dtype=np.int32)
    while np.any(priorities != -np.inf):
        # Add a vector with maximum priority to 'capset', and set priorities of
        # invalidated vectors to '-inf', so that they never get selected.
        max_index = np.argmax(priorities)
        vector = all_vectors[None, max_index] # [1, n]
        blocking = np.einsum('cn,n->c', (- capset - vector) % 3, powers) # [C]
        priorities[blocking] = -np.inf
        priorities[max_index] = -np.inf
        capset = np.concatenate([capset, vector], axis=0)

    return capset

@run
def evaluate(n: int) -> int:
    """Returns the size of an 'n'-dimensional cap set."""
    capset = solve(n)
    return len(capset)

@evolution
def priority(element: tuple[int, ...], n: int) -> float:
    """Returns the priority with which we want to add 'element' to the cap set."""
    return 0.0

```

Table 10: Code specification for cap set problem.

```

import numpy as np
import random
import math

def euclidean_distance(city1, city2):
    return math.sqrt((city1[0] - city2[0])**2 + (city1[1] - city2[1])**2)

def calculate_total_distance(route, distance_matrix):
    return sum(distance_matrix[route[i]][route[i+1]] for i in range(len(route)-1)) +
           distance_matrix[route[-1]][route[0]]

def two_opt(route, distance_matrix):
    best_route = route.copy()
    improved = True
    while improved:
        improved = False
        for i in range(1, len(route)-2):
            for j in range(i+1, len(route)):
                if j-i == 1: continue
                new_route = route[:i] + route[i:j][::-1] + route[j:]
                if calculate_total_distance(new_route, distance_matrix) <
                   calculate_total_distance(
                       best_route,
                       distance_matrix):
                    best_route = new_route
                    improved = True
        route = best_route
    return best_route

@run
def guided_local_search(cities, max_iterations=100, alpha=0.1):
    num_cities = len(cities)
    distance_matrix = np.zeros((num_cities, num_cities))
    for i in range(num_cities):
        for j in range(i+1, num_cities):
            distance_matrix[i][j] = euclidean_distance(
                cities[i], cities[j])

    init_distance_matrix=copy.deepcopy(distance_matrix)
    # Initialize route
    route = list(range(num_cities))
    best_route=route
    # Initialize penalties
    penalties = np.zeros((num_cities, num_cities))
    for iteration in range(max_iterations):
        # Local search with 2-opt
        route = two_opt(route, distance_matrix)
        # Update route
        if calculate_total_distance(route, init_distance_matrix) <
           calculate_total_distance(
               best_route, init_distance_matrix):
            best_route=route
        # Evolve distance_matrix
        distance_matrix=distance_matrix+update_dist(distance_matrix, best_route)
    return best_route, calculate_total_distance(best_route, init_distance_matrix)

@evolution
def update_dist(distance_matrix, current_route):
    ''' calculates an update to current distance matrix. '''
    return np.zeros_like(distance_matrix)

```

Table 11: Code specification for TSP.

```

def priority(item: float, bins: np.ndarray) -> np.ndarray:
    penalty_factor_v3 = 0.7

    D_item_val, C_int_fit, B_valid_region, a_of_K2_val = 4.5, 3.5, 2.6, 4.7

    item_weight = item / 4650

    scores = np.zeros(len(bins))

    K_values = np.array([0.28, 0.31, 0.35])

    B_values = np.array([0.15, 0.3, 0.25])

    b_weights = np.array([2750/4650, 2950/4650, 3050/4650, 3150/4650])

    for index, bin_num in enumerate(bins):
        quantity_1D = index * bin_num
        calc_2D_quantity = bin_num * bin_num

        if index <= 3400:
            b_weight = b_weights[0]
        elif index <= 3800:
            b_weight = b_weights[1]
        else:
            b_weight = b_weights[3]

        P_item = (index * b_weight) * (quantity_1D / calc_2D_quantity)

        # Further improvements here.

        improved_P_item = P_item * (index**52) * (item_weight**67) * (index**2.5) * (
            item_weight**4.0) * (index**3.4) * (
            item_weight**3.2) * (index**3.0) * (
            item_weight**3.3)

        valid_region = abs(quantity_1D / calc_2D_quantity - 1)

        if index <= 3000:
            K = (K_values[0] * penalty_factor_v3) + ((1 - penalty_factor_v3) * K_values[1]
            )
        elif index <= 3800:
            K = K_values[1]
        else:
            K = K_values[2]

        if index <= 3500:
            B_val = (B_values[0] * penalty_factor_v3) + ((1 - penalty_factor_v3) *
            B_values[1])
        elif index <= 3800:
            B_val = B_values[1]
        else:
            B_val = B_values[2]

        intersection_fit = ((index * item_weight / (abs(bin_num - item)))**42) * K *
            2400000

        improved_D_item_val = D_item_val * ((bins[index]/item) ** 2.8) * (1.0 + index /
            95000)
        improved_C_int_fit = C_int_fit * (95 / (index+6))
        improved_B_valid_region = B_val + (1-B_val) * (valid_region**2.5)
        improved_a_of_K2_val = a_of_K2_val / (1 + index / 95000)

        P_final = improved_D_item_val * ((improved_P_item + C_int_fit * intersection_fit
            ) / (improved_B_valid_region * (
            improved_a_of_K2_val + valid_region)))

        scores[index] = P_final

    return scores

```

Table 12: The best heuristic searched by our method for OR1 online bin packing.


```

def priority(item: float, bins: np.ndarray) -> np.ndarray:
    bins_difference = np.abs(bins - item)

    low_threshold, high_threshold = 8, 23
    diff_mid = (high_threshold + low_threshold) / 2

    p_vect4 = np.where(bins_difference <= low_threshold, bins_difference * (-1) * 22,
                      np.where(bins_difference <= diff_mid, bins_difference * (-1) * 34,
                                np.where(bins_difference <= high_threshold, bins_difference * (-1)
                                          * 46, bins_difference *
                                          (-1) * 2)))

    p_vect4[np.abs(bins_difference) <= high_threshold / 2] += 35
    p_vect4[np.abs(bins_difference) <= diff_mid] += 50
    p_vect4[np.abs(bins_difference) <= low_threshold + high_threshold / 2] += 64

    for i, val in enumerate(bins_difference):
        if val <= 25:
            bins_difference[i] = bins_difference[i] * (i + 1) * 72
        else:
            break

    if np.any(np.abs(np.where(bins_difference <= 25, bins_difference * (-1) * 100,
                              bins_difference * (-1) * 13)) <= 150):
        p_vect4[np.abs(np.where(bins_difference <= 25, bins_difference * (-1) * 95,
                              bins_difference * (-1) * 13)) <= 150]
            += 42

    best_global = sorted(p_vect4)
    best_three_values = best_global[0:3]
    worst_bin_index = np.where(p_vect4 == max(best_three_values))[0][0]

    if worst_bin_index < len(p_vect4):
        p_vect4[worst_bin_index] = min(p_vect4) * 0.98

    return p_vect4

```

Table 13: The best heuristic searched by our method for OR2 online bin packing.

```

def priority(item: float, bins: np.ndarray) -> np.ndarray:
    probabilities = np.zeros(len(bins), dtype=float)

    for i in range(len(bins)):
        current_bin_space = bins[i]

        if item <= current_bin_space:
            remainingSpaceFactor = current_bin_space / (current_bin_space + item)
            enhanced_load_factor = item/current_bin_space

            # Improved estimation formula: f(x) = a * x ** p * exp(x)
            """
            Non-uniform impact approach based on the load intensity:
            Enhance the evaluated importance of loading by approaching loader-bins
            outcomes.
            """
            additional_impact_factor = 0.00

            if enhanced_load_factor < 0.95:
                modified_priority = (0.99 * ((remainingSpaceFactor / (1 -
                    enhanced_load_factor)) - 2.55 +
                    additional_impact_factor) * 1500 -
                    95 / (remainingSpaceFactor ** 1.
                    25)) * (130 + 0.0095 * i) * np.exp
                    (-i * 0.022)

            elif enhanced_load_factor < 0.99:
                modified_priority = (1.00 * ((remainingSpaceFactor / (1 -
                    enhanced_load_factor)) - 2.45 +
                    additional_impact_factor) * 1600 -
                    45 / (remainingSpaceFactor ** 1.
                    30)) * (140 + 0.0105 * i) * np.exp
                    (-i * 0.022)

            else:
                modified_priority = (1.01 * ((remainingSpaceFactor / (1 -
                    enhanced_load_factor)) - 2.35 +
                    additional_impact_factor) * 1700 -
                    35 / (remainingSpaceFactor ** 1.
                    35)) * (160 + 0.0115 * i) * np.exp
                    (-i * 0.023)

            # Added/displaced non-uniform interpolated/smooth kernel-duty system aspects
            modified_priority -= 500 + 70 * np.cos(enhanced_load_factor + 0.07) + 600 * np
                .tanh(2.84 * (enhanced_load_factor -
                0.93)) + 80 * np.cos(2 * i / len(
                bins)) + 880 * np.sin(2 * i / len(
                bins))

            # Adjust differently for injected non-trivial items using maximum performance
            complexity system
            modified_priority -= 35 * (1-enhanced_load_factor) ** 0.98

            # Insert updated, optimized weights for different scenarios
            probabilities[i] = modified_priority

    return probabilities

```

Table 14: The best heuristic searched by our method for OR3 online bin packing.

```

def priority(item: float, bins: np.ndarray) -> np.ndarray:
    def improved_prior_func(_value):
        if _value < item / 9:
            if bins.size > 700:
                return 260**(35 * item / 350 - 2.5 * _value)
            elif bins.size > 350:
                return 140**(30 * item / 350 - 1 * _value)
            else:
                return 140**(50 * item / 350 - 2.5 * _value) # Colocalization

        elif _value < item / 5:
            if bins.size > 700:
                return 180**(35 * item / 350 - 1 * _value)
            elif bins.size > 350:
                return 110**(40 * item / 350 - 0.5 * _value) #Quorum sensing
            else:
                return 140**(40 * item / 350 - 0.6 * _value) # Quorum sound BiellLIF

        elif _value < item:
            if bins.size > 700:
                return 95 * item / (145 + item)
            elif bins.size > 350:
                return 80 * item / (125 + item)
            else:
                return 80 * item / (130 + item) #Rotulina colleague asymmetrically
                restructuring translators
                replication achieved in cell-
                process

        else:
            if bins.size > 700:
                return 105 * item / (130 + item)
            elif bins.size > 350:
                return 95 * item / (120 + item)
            else:
                return 95 * item / (110 + item) #Biulation sncRNA oscillations

    return np.vectorize(improved_prior_func)(bins - item)

```

Table 15: The best heuristic searched by our method for OR4 online bin packing.

```

def solve(n: int) -> np.ndarray:
    score = np.sum(element) * 220.00 * 3.0
    zeros = [idx for idx, val in enumerate(element) if val == 0]
    # If there are at least two zeros.
    if len(zeros) >= 2:
        score = np.abs(np.sum(zeros)) * 230.00 * 2400.0
    # If there are at least three zeros.
    if len(zeros) >= 3:
        d = np.array(zeros)[1:] - np.array(zeros)[:1]
        d_sorted = np.sort(d)
        r = d_sorted[-1]
        if r % 2 == 0:
            score = np.abs(zeros[0] - zeros[1]) * 250.00 * 3400.0
    # If there are at least four zeros.
    if len(zeros) >= 4:
        score = np.sum(element) * 260.50 * 35.0
    # If there are more than three zeros and less than six zeros.
    if len(zeros) > 3 and len(zeros) < 6:
        score += 35000.0 * np.sum(zeros)
    # If there are more than five zeros and less than nine zeros.
    if len(zeros) > 5 and len(zeros) < 9:
        score += 36000.0 * np.sum(element)
    # If there are six or more zeros.
    if len(zeros) >= 6:
        score *= np.sum(np.array(element))
    # Add some score based on the minimum and maximum elements.
    score += np.sum(element) * np.min(np.array(element[:2])) * np.max(np.array(element
    )) * 100.00
    # If there is one zero, multiply the score by 120.
    if len(zeros) == 1:
        score *= 120.0
    # Subtract some value based on the sum of the elements.
    score -= np.sum(element) * np.sum(element[:2]) / 4.5
    # If there are no zeros, multiply the score by 115.
    if len(zeros) == 0:
        score *= 1.15
    # Multiply the score by 40.
    score *= 40.00
    # If there are seven or more zeros, add some value to the score.
    if len(zeros) >= 7:
        score += np.sum(element) * 250.00 * 120.0
        score *= 1.85
    # If there are more than nine zeros and less than twelve zeros, add some value to
    the score.
    if len(zeros) > 9 and len(zeros) < 12:
        score += np.sum(element) * 260.50 * 90.0
    # If there are twelve or more zeros, add some value to the score.
    if len(zeros) >= 12:
        score += np.sum(element) * 280.50 * 140.0
    # If there are more than fourteen zeros, multiply the score by the sum of the
    zeros.
    if len(zeros) > 14:
        score *= np.sum(zeros)
    # Multiply the score by the maximum element plus 40.
    score *= np.max(np.array(element)) + 40.00
    # If the sum of the elements is less than or equal to twelve, multiply the score
    by 1.75.
    if np.sum(element) <= 12:
        score *= 1.75
    # If there are five or fewer zeros, multiply the score by 27.
    if len(zeros) <= 5:
        score *= 27.0
    # Add 12000 to the score.
    score += 12000.0
    # If there are ten or fewer zeros, add 20000 to the score.
    if len(zeros) <= 10:
        score += 20000.0
    # If there are fifteen or fewer zeros, add 30000 to the score.
    if len(zeros) <= 15:
        score += 30000.0
    # Further improved version of 'priority_v2'.
    score *= 1.75
    # Final improvement of the score.
    score *= 1.45
    return score

```

Online 1D bin packing problem is a combinatorial optimization problems. The goal of online bin packing is to assign each of a series of items into the smallest number of fixed-sized bins. Generally, heuristics are used to solve online bin packing efficiently. Priority function is defined in heuristic to help rank and search for best candidates.

You are given two priority functions "priority_v0" and "priority_v1", then you are asked to complete the following priority function "priority_v2" such that it is an improved version of "priority_v1". This priority function will be used in heuristic to ranks the priority of bins given incoming item.

Here are the requirements:

1. Just complete the "priority_v2" function and do not answer anything else.
2. Do not use "print" function in your answer.

```
““ python
# Finds good assignment for online 1d bin packing.
import numpy as np

def priority_v0(item: float, bins: np.ndarray) -> np.ndarray:
    """ Returns the priority with which we want to add 'item' to the bins """
{Parent1 }

def priority_v1(item: float, bins: np.ndarray) -> np.ndarray:
    """ Improved version of priority_v0 """
{Parent2}

def priority_v2(item: float, bins: np.ndarray) -> np.ndarray:
    """ Improved version of priority_v1 """
```

Table 17: Prompt Template for online bin packing

The cap set problem calculates the largest possible set of vectors in \mathbb{Z}_3^n (known as a cap set) such that no three vectors sum to zero. Geometrically, no three points of a cap set lie on a line.

Generally, heuristics can be used to solve cap set problem. Priority function for solving the cap set problem ranks the priority with which we want to add a vector into the cap set.

Given two priority functions "priority_v0" and "priority_v1" where "priority_v1" is an improved version of "priority_v0", your task is to complete the following function priority_v2 such that it is an improved version of priority_v1. Just complete the code and do not answer anything else. Do not use any 'print' function in your answer.

Here are the requirements:

1. Just complete the "priority_v2" function and do not answer anything else.
2. Do not use "print" function in your answer.

```
""" python
# Find large cap sets
import numpy as np
import itertools
def priority_v0(n: int) -> np.ndarray:
    """ Returns a large cap set in 'n' dimensions."""
    {Parent1}

def priority_v1(n: int) -> np.ndarray:
    """ Improved version of priority_v0 """
    {Parent2}

def priority_v2(n: int) -> np.ndarray:
    """ Improved version of priority_v1 """
```

Table 18: Prompt Template for cap set problem

TSP problem finds shortest paths that travels all places and return to the starting point. Guided local search can be used to iteratively update solution to TSP problems. A function updates the distance matrix according to current shortest paths, such that further local search on the updated distance matrix may lead to better answer.

You are given two update functions "update_dist_v0" and "update_dist_v1", then you are asked to complete the following priority function "update_dist_v2" such that it is an improved version of "update_dist_v1". This priority function will be used in heuristic to ranks the priority of bins given incoming item.

Here are the requirements:

1. Just complete the "update_dist_v2" function and do not answer anything else.
2. Do not use "print" function in your answer.

```
““ python
# Finds good assignment for online 1d bin packing.
import numpy as np
import random
import math

def update_dist_v0(distance_matrix ,current_route):
    """ Updates the distance matrix according to current best route searched"""
    {Parent1 }

def update_dist_v1(distance_matrix ,current_route):
    """ Improved version of update_dist_v0 """
    {Parent2 }

def update_dist_v2(distance_matrix ,current_route):
    """ Improved version of update_dist_v1 """
```

Table 19: Prompt Template for TSP.