

UniAvatar: Taming Lifelike Audio-Driven Talking Head Generation with Comprehensive Motion and Lighting Control

Wenzhang Sun^{1*}, Xiang Li^{2*}, Donglin Di¹, Zhuding Liang¹, Qiyuan Zhang³,
Hao Li¹ Wei Chen¹, Jianxun Cui¹,
¹Li Auto, ²Harbin Institute of Technology, ³Zhejiang University,

Abstract

Recently, animating portrait images using audio input is a popular task. Creating lifelike talking head videos requires flexible and natural movements, including facial and head dynamics, camera motion, realistic light and shadow effects. Existing methods struggle to offer comprehensive, multifaceted control over these aspects. In this work, we introduce UniAvatar, a designed method that provides extensive control over a wide range of motion and illumination conditions. Specifically, we use the FLAME model to render all motion information onto a single image, maintaining the integrity of 3D motion details while enabling fine-grained, pixel-level control. Beyond motion, this approach also allows for comprehensive global illumination control. We design independent modules to manage both 3D motion and illumination, permitting separate and combined control. Extensive experiments demonstrate that our method outperforms others in both broad-range motion control and lighting control. Additionally, to enhance the diversity of motion and environmental contexts in current datasets, we collect and plan to publicly release two datasets, DH-FaceDrasMvVid-100 and DH-FaceReliVid-200, which capture significant head movements during speech and various lighting scenarios.

1. Introduction

Diffusion models have made significant strides in the field of generative models, demonstrating exceptional proficiency in generating high-fidelity images [3, 7, 15, 30, 38]. These advances have had a profound impact on video generation, enabling exploration of their use to create dynamic and engaging visual narratives [1, 16, 62]. A key area of focus is human-centric video generation, particularly portrait video synthesis [24, 41, 43, 63] and human animation [12, 17], due to their potential applications in the creation and production of digital avatars. Among these, 'talking

*Equal contribution.

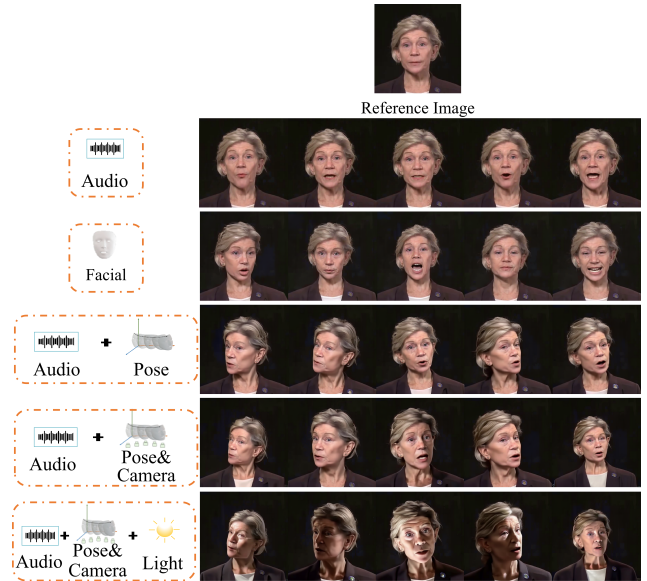


Figure 1. Showcases under various control signals. Our method enabling different motion controls without failure during extensive movements, as well as allowing the flexible generation under different lighting conditions.

head' video generation has garnered particular interest, with the aim of producing head videos synchronized with input audio, capturing intricate facial expressions, head movements, and precise lip synchronization.

Creating lifelike talking head videos requires not only accurate lip synchronization but also flexible and natural motion. However, translating audio into motion is challenging because of the ambiguous one-to-many mapping. Current methods often separate motions by using different representations as conditions to control the generation process. For example, EchoMimic [4] combines facial landmarks with audio to control head pose, providing more control than audio alone. V-Express [47] notes that variations in the strength of the control signal can interfere with each other, so it simplifies the control by focusing on three keypoints to manage the pose of the head. MegActor- Σ [57] uses a driving video to guide head motion during generation.




Figure 2. Showcase of publicly available datasets and our proposed datasets: We refer to datasets like HDTF and DH-FaceVid-1k as normal datasets, which contain a wide range of identity information. In contrast, our datasets offer more extensive motion variations under the same identity (DH-FaceDrasMvVid-100) and more diverse lighting conditions under the same identity (DH-FaceReliVid-200).

Building on this, VASA1 [55] integrates multiple motion control signals within a DiT architecture, enabling comprehensive control over generated motions such as gaze, head pose, and camera movement. However, such extensive control often requires additional conditioning signals, complicating the network structure and increasing training complexity. Moreover, relying on two-dimensional control conditions limits the model’s potential, making it challenging to model environmental interactions and causing instability in talking head video generation with significant motion.

This paper introduces UniAvatar, a novel method for talking head generation that offers comprehensive control over various types of motion while interacting with environmental lighting, enabling generation under diverse lighting conditions (Figure 1). To achieve more flexible control over both motion and illumination conditions, we use two distinct signals to control the generation process. Specifically, for controlling various motion signals, unlike VASA1 [55], which independently handles different motion signals for different conditions, UniAvatar employs Motion-aware Rendering to integrate multiple control signals into a single guidance image. Furthermore, we utilize a 3D Motion Module to extract motion information and inject it into the attention module of the denoising model, enabling pixel-wise control over motion. Additionally, to achieve global lighting control, we use Illumination-aware Rendering to generate global Illumination condition and enhance the impact of lighting on the output through a Masked-Cross-Source Sampling Strategy, thus enabling comprehensive control over global illumination.

To overcome the limitations of existing datasets and achieve comprehensive control over motion and lighting, we have curated two specific talking head datasets: DH-FaceDrasMvVid-100 and DH-FaceReliVid-200. DH-FaceDrasMvVid-100 includes 100 hours of speaking videos featuring extensive movements, both in-plane and out-of-plane. DH-FaceReliVid-200 comprises 200 hours of video, capturing individuals under diverse indoor and outdoor lighting conditions, with each subject recorded in 8 different lighting environments. Our key contributions can be summarized as follows:

- We propose UniAvatar, a novel framework capable of generating characters with flexible motion and illumina-

tion. To the best of our knowledge, this is the first portrait animation method that simultaneously controls different types of motion (head, camera movement and facial motion) and global illumination.

- Using FLAME model [20], we integrate multiple motion representations into a single image and employ a 3D Motion module for pixel-wise control, enabling stable generation over large-scale movements.
- By using illumination-aware rendering and a masked sampling strategy, we achieve flexible illumination control over the generated videos.
- To address the limitations of existing datasets lacking motion and lighting diversity, we specifically collected two datasets: DF-FaceDrasMvVid-100 and DH-FaceReliVid-200, which will be released for open-source research.

2. Related Work

Diffusion Models. Diffusion-based generative models have recently become pivotal in computational creativity due to their versatility in multimedia tasks [38–40]. These models excel in synthesizing new images, enhancing existing visuals, producing dynamic video content, and creating intricate 3D digital constructs [6, 8, 10, 13, 16, 18, 21, 22, 29, 31, 34, 56, 60, 67]. A prime example is the SD model [3], which uses a UNet framework to generate images based on textual descriptions, trained on large-scale datasets linking text to images. The pre-trained diffusion models offer flexibility across static and dynamic visual media. Innovative approaches are enhancing these models by combining UNet with Transformer-based designs, like in DiT, to improve text-conditioned video generation. Furthermore, diffusion models are gaining popularity for generating realistic animated portraits, known as ‘talking heads’.

Talking Head Generation. Significant progress has been made in generating lifelike talking head videos [11, 23, 44, 48–50, 59, 64, 65]. EchoMimic [4] introduces additional keypoint control beyond audio, allowing for more flexible facial generation. V-Express [47] observes that excessive control signals can interfere with generation quality, so it uses only three keypoints to control head movement. VASA-1 [55] constructs separate motion latents for different control signals, enabling comprehensive control over head movement, facial expressions, and camera mo-

Table 1. Summary of our proposed dataset and filtered data

Datasets	Filtered IDs	Filtered Hours	Identity Diversity	Motion Diversity	Light Information
HDTF [64]	362	16	★★	★	-
CelebV-HQ [66]	5000	9.3	★★★★	★	-
CelebV-Text [58]	2500	11.5	★★★★	★	★
DH-FaceDrasMvVid-100	50	100	★	★★★★	-
DH-FaceReliVid-200	200	200	★★	★	★★★★

tion. Building on this, our work adds environmental lighting control alongside motion control, achieving both independent and coupled control of multiple signals through carefully designed control mechanisms.

Portrait Relighting. In face relighting, a common approach is to decompose an image into intrinsic components—such as lighting, albedo, and surface normals—and then recompose it with modified lighting [2, 19, 26, 28, 33, 35, 42, 45, 51]. Diffusion-based methods consider lighting as a global control condition, enabling image generation under specific illumination. DiFaReli [27], for instance, uses DDIM’s near-perfect inversion to achieve portrait re-illumination, while IC-Light [61] generates characters and backgrounds in various lighting settings based on control inputs like text and images. Unlike these image-level relighting methods, our approach produces dynamic talking head videos with stable backgrounds under specified ambient lighting conditions.

3. Data Collection and Filtration

The talking head generation model intrinsically possesses the capacity to effectively scale with large datasets. Nonetheless, its efficacy is contingent upon the availability of high-quality data. Current datasets have notable limitations: (1) Limited Head Movement: Head motions are typically restricted to about 20 degrees, offering minimal 3D information and leading to failures in large-scale movement generation. (2) Uniform Lighting: Lighting conditions lack diversity within the same identity, limiting the model’s ability to adapt to environmental lighting variations. More diverse movement and lighting data are needed to improve the model’s real-world generalization.

To meet the demand for more realistic and versatile talking head generation and to address current dataset limitations, we developed two novel datasets: **DH-FaceDrasMvVid-100** and **DH-FaceReliVid-200** (Figure 2). DH-FaceDrasMvVid-100 includes 100 hours of talking videos featuring extensive head movements, categorized into in-plane movements (lateral and pitch rotations) and out-of-plane movements (distance variations between the speaker and camera). DH-FaceReliVid-200 provides 200 hours of talking videos under varied lighting, with recordings of the same subjects in eight distinct indoor and eight outdoor lighting conditions. These datasets enable training

or fine-tuning of models to improve performance. We combined open-source data with our proprietary collection for training (Table 1). Detailed dataset metrics and descriptions can be found in the supplementary materials.

4. Method

4.1. Model Overview

Given one portrait image x and a sequence of speech clip $s = [s_1, \dots, s_N]$, the model aims to generate a talking video clip $[x_1, \dots, x_N]$. Furthermore, given head motion m , camera motion c and Illumination l , the model can further refine the generated video to align with these specified conditions. In Section 4.2, we introduce the overall network architecture. In Section 4.3, we discuss how to decouple different control signals to achieve individual or combined control over generation. In Section 4.4, we introduce the detailed training and inference strategy.

4.2. Framework

Figure 3 illustrates the architecture of the proposed approach. The ReferenceNet module encodes the reference image, capturing the visual appearance of both the portrait and the associated background. To maintain background consistency under varying lighting conditions, we implemented a Masked-Cross-Source Sampling strategy. The input audio embedding is derived from a 12-layer wav2vec network [32]. Additionally, we developed an illumination encoder and a motion module independently to extract motion information. The illumination encoder is a lightweight convolutional neural network, while the motion module is based on the framework of [7], utilizing a modified U-Net architecture built with residual block stacks interspersed with self-attention layers. By synthesizing these diverse conditioning elements within the denoising U-Net [3], the model generates frames that uphold visual coherence with the reference image while flexibly representing varied and subtle motions and illumination effects. Temporal alignment is achieved through multiple self-attention blocks, each optimized to handle the sequential elements across video frames.

4.3. Guidance Disentanglement

We use the FLAME face model [20] to separately construct 3D motion and illumination guidance. The 3D motion guidance represents different motion information using a single image, while the illumination guidance contains only global lighting information. This rendered image contains rich 3D information and allows for pixel-level control over the generated result. We use an off-the-shelf single-view 3D face reconstruction method, DECA [9]. Given a face image, DECA predicts the 3D face shape, camera pose and spherical harmonic lighting (SH) coefficients.

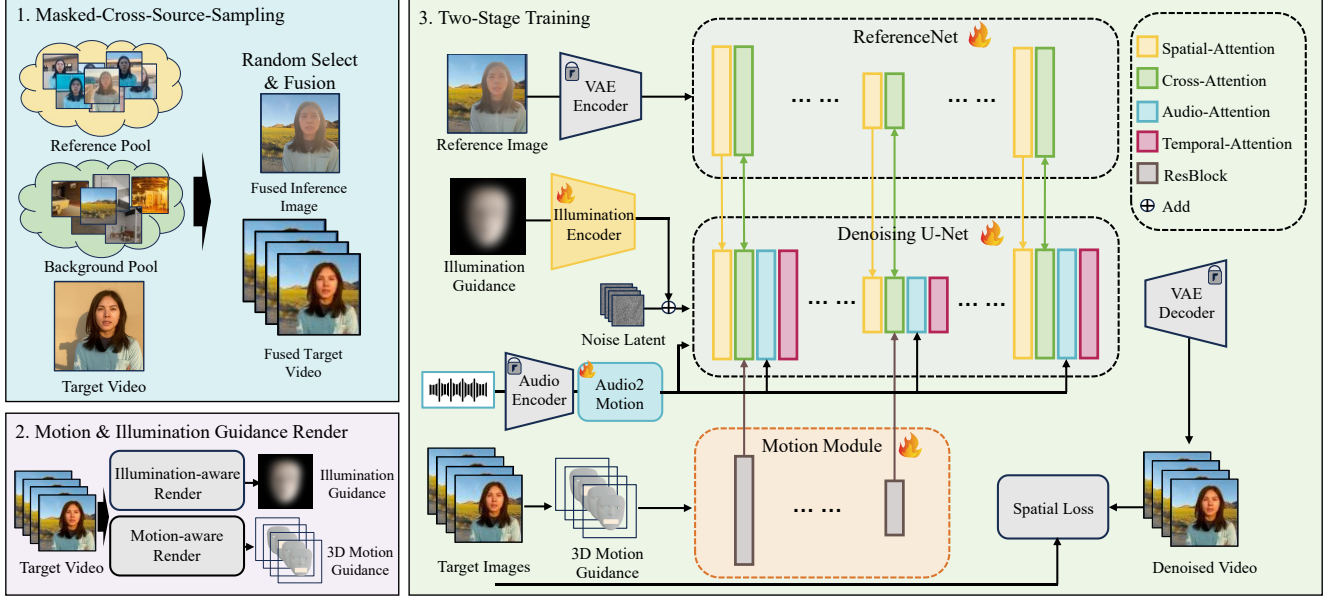


Figure 3. The overall frame work of UniAvatar. We use a Masked-Cross-Source Sampling strategy to learn the lighting information and ensure background stability. To enable independent and combined control over different conditions, we utilize separate render for each condition and dedicated modules for injecting motion and illumination conditions.

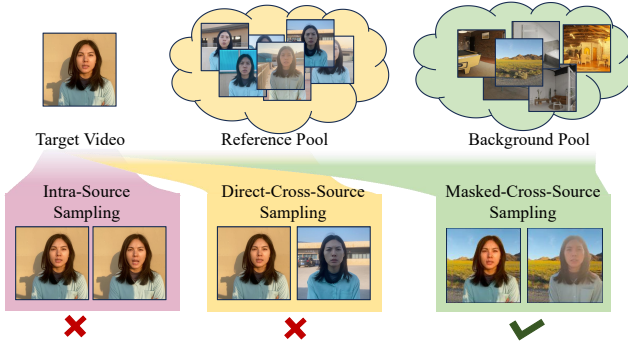


Figure 4. Visualization of the sampling strategy. We sample from different source videos under the same identity. To ensure background stability, we build a database of 500 background images and randomly select and composite new images.

3D Motion Guidance. The 3D motion encoder is dedicated to extracting features related to head, facial, and camera motion. During rendering, the motion-aware renderer sets the lighting spherical harmonics coefficients to a fixed value. The rendering formula is as follows:

$$P_{i,j}^M = A \odot \sum_{k=1}^9 I'_k H_K \mathcal{N}(\beta', \theta', \psi', c') \quad (1)$$

Where β' , θ' and ψ' is the facial pose, shape and expressions of the target image; $c' \in \mathbb{R}^{1+2}$ represents orthographic camera parameters; $I'_k \in \mathbb{R}^3$ is manually set spherical harmonic lighting parameters designed to ensure consistent lighting across all 3D motion guidance; and the SH basis is defined as $H_k : \mathbb{R}^3 \rightarrow \mathbb{R}$; $P^M \in \mathbb{R}^{H \times W \times 3}$ is rendered

3D motion condition. Detailed descriptions are provided in the supplementary material. After encoding, the image is integrated with features that have undergone spatial attention through a U-Net encoder. The integration mechanism can be expressed as:

$$s'_i = s_i \odot \tanh(p_i) \quad (2)$$

We denote the output of the residual module or attention module prior to each downsampling convolution in the UNet network as p_i , and the output of each spatial attention layer within the denoising UNet as s_i . In the denoising UNet, we substitute the output s_i of each spatial attention layer with s'_i , and subsequently input s'_i into the cross-attention layers. This approach enables pixel-wise control, allowing for improved motion generation and maintaining stability even during wide-range movements.

Illumination Guidance. The illumination guidance encodes the lighting into a guidance image that is independent of motion and contains only lighting information. During the training process, We extract the illumination parameter $I_k \in \mathbb{R}^3$ of the target video, use the camera parameters $c \in \mathbb{R}^{1+2}$, pose β , shape θ , and expression ψ under zero-pose. The rendering formula is as follows:

$$P_{i,j}^I = A \odot \sum_{k=1}^9 I_k H_K \mathcal{N}(\beta, \theta, \psi, c) \quad (3)$$

To reduce the influence of illumination conditions on motion, we apply a Gaussian blur to $P^I \in \mathbb{R}^{H \times W \times 3}$. The illumination encoder a lightweight network. Initially, we



Figure 5. Visual comparisons with different methods. Results demonstrate that UniAvatar surpasses other method across multiple control modalities. UniAvatar maintains stability even during large movements and provides flexible global illumination control.

extract features of the illumination conditions through a set of convolution layers. Subsequently, an attention module is applied after the convolution layers to accurately capture lighting-related semantic information. To preserve the integrity of the pretrained denoising U-Net model, we use convolution layers initialized to zero as the output layer to extract features of the lighting conditions. These lighting features are then combined with noise latent representations before being input into the denoising fusion module.

Audio-to-Motion. To enhance the richness of facial movements, we incorporate an adaptive layer normalization mechanism into the denoising U-Net architecture. We extract the facial expression coefficients β . After aligned with the audio features, we random select one of the embeddings and using a zero-initialized multilayer perceptron (MLP) to produce scaling (γ) and shifting (ϵ) parameters. The adaptive layer normalization is applied between the cross-attention layer and the audio attention layer within the denoising U-Net.

4.4. Training and Inference

Masked-Cross-Source Sampling(MCSS). We conceptualize illumination as a global control, focusing on generating videos under specified lighting conditions based on a reference image. Given a reference image and global illumination, it is challenging to ensure lighting continuity in the video without three-dimensional information. We employed a masked cross-source sampling strategy (Figure 4) to amplify the effect of illumination and further applied image-level constraints to enhance continuity. Specif-

ically, for each ID, we constructed a candidate pool to select the reference image and target video. Additionally, due to the significant background variation in outdoor lighting, this can lead to inconsistencies in the generated background and inaccuracies in illumination. We collected 500 background images, randomly selected from them, and used a facial segmentation algorithm to blend the foreground and background. This approach allows us to create data pairs for each ID that share the same background but differ in illumination.

Conditions Mask and Dropout. We integrate multiple control conditions—3D motion, illumination, and audio—to guide our model. To disentangle the overlapping information among these conditions, we employ tailored masking and dropout strategies during training. Specifically, for the 3D motion condition, we mask the lips region with a probability of 0.4 and apply dropout at a rate of 0.2. To prevent conflicts between illumination and facial controls, we blur the illumination condition using a Gaussian convolution kernel with a radius of 15.

Progressive Training. We employ a two-stage training process to optimize the components of the framework. In Stage 1, the model generates motion video frames based on a reference image, driven audio, and 3D motion condition, keeping the VAE encoder/decoder and facial image encoder parameters fixed. Training focuses on the spatial and cross-attention modules within ReferenceNet and the denoising U-Net, with illumination guidance initialized as learnable parameters. We integrate with the illumination dataset after 10,000 steps to refine lighting information. In Stage



Figure 6. Visualization of video generated under different motion conditions.

2, the illumination encoder, motion module, and attention modules in ReferenceNet and the denoising U-Net remain static, emphasizing video sequence generation. This stage primarily trains hierarchical audio-visual cross-attention to establish the connection between audio as motion guidance and visual elements like lip, expression, and pose. Additionally, pre-trained motion modules from AnimateDiff are introduced to improve temporal coherence, with a randomly selected frame from the video clip as the reference image.

Loss Definition. To ensure continuity in the reconstruction results, we use LPIPS loss in addition to latent loss to capture similarity at the pixel level. The loss function L_{obj} during the training process is summarized as:

$$L_{obj} = L_{latent} + \lambda L_{spatial} \quad (4)$$

Where L_{latent} is the objective function guiding the denoising process. With timestep t is uniformly sampled from $\{1, \dots, T\}$. The objective is to minimize the error between the true noise ϵ and the model-predicted noise $\epsilon_{\theta}(z_t, t, c)$ based on the given timestep t , the noisy latent variable z_t , and the conditional information c . The loss function during the training process is summarized as:

$$\mathcal{L} = \mathbb{E}_{t,c,z_t,\epsilon} [\|\epsilon - \epsilon_{\theta}(z_t, t, c)\|^2] \quad (5)$$




Figure 7. Video generation result under different illumination.

$L_{spatial}$ denotes the perceptual loss (LPIPS loss) used to further refine the details. Moreover, since the model struggles to converge at large time steps t , a time-step-aware function to reduce the weight for large t . The detailed objective function is shown as follows:

$$L_{spatial} = \text{cosine}(t * \pi / 2T) LPIPS(I_p, I_{GT}) \quad (6)$$

Inference. During inference, UniAvatar supports various control signals and their combinations, categorized as follows: (1) Audio-control: generating video based on an audio signal; (2) Motion-control: generating videos with additional head, facial or camera movement; (3) Illumination-control: adjusting environmental lighting effects based on a provided illumination signal.

5. Experiment

5.1. Experiment setup

Datasets. We utilize the Filtered HDTF [64], CelebV-HQ [66] and CelebV-text [58] dataset, along with DH-FaceDrasMvVid-100 and DH-FaceReliVid-200 for training. For testing, we isolate 20 subjects from both HDTF and DH-FaceDrasMvVid-100, randomly selecting 10 video clips per subject, each lasting 5-10 seconds. To evaluate the relighting results, 20 subjects are chosen from DH-FaceReliVid-200, with 10 videos per subject under 4 randomly selected lighting conditions out of 8, while the reference image is drawn from a different lighting condition with masked background. Further details are provided in the supplementary material.

Evaluation Metrics. We employ Peak Signal-to-Noise Ratio (PSNR), Learned Perceptual Image Patch Similarity (LPIPS), Fréchet Inception Distance (FID) [14], Fréchet Video Distance (FVD) [46], Average Keypoint Distance




Figure 8. Video generation results of the proposed approach given different portrait styles.

(AKD) [36, 37], and synchronization metrics Sync-C and Sync-D [5]. PSNR assesses image fidelity and structure, with higher scores indicating better quality, while LPIPS measures perceptual similarity, with lower scores being preferable. FID and FVD evaluate realism, where lower scores indicate greater similarity to real data. AKD measures the alignment of facial keypoints, with lower values indicating higher accuracy in reproducing facial expressions and movements. Sync-C and Sync-D [5] evaluate lip synchronization, where higher Sync-C and lower Sync-D scores reflect better audio-visual alignment. Since the dataset’s audio is in Chinese, Sync-C and Sync-D may not provide an entirely objective evaluation, so we used tailored combinations of evaluation metrics for each dataset.

Baseline. We compared our proposed method with publicly available implementations of AniPortrait [52], Hallo [54], MegActor- \sum [57], Follow-Your-Emoji [25], X-Portrait [53], V-Express [47], and EchoMimic [4] on the HDTF, DH-FaceDrasMvVid-100, and DH-FaceReliVid-200 datasets. We also conducted a qualitative comparison to provide deeper insights into our method’s performance and its ability to generate realistic, expressive talking head animations.

5.2. Quantitative Results.

We conducted a comprehensive comparison of existing diffusion-based methods driven by audio, video, and combined audio-video signals, highlighting UniAvatar’s effectiveness in utilizing diverse control signals. To ensure rigorous evaluation across datasets, we selected appropriate metrics to showcase each method’s unique strengths.

Comparison on the HDTF dataset. Table 2 indicates that UniAvatar outperforms other methods across multiple metrics under various control conditions. The Sync-C and Sync-D metrics show a slight decline due to the Chinese talking head dataset we used.

Table 2. Comparison of various methods on the HDTF dataset.

Modal	Method	HDTF				
		FID↓	FVD↓	LPIPS↓	Sync-C↑	Sync-D↓
Audio	AniPortrait [52]	36.826	476.818	0.219	5.977	9.899
	Hallo [54]	28.605	343.023	0.167	6.273	8.735
	Ours	28.732	320.326	0.157	6.132	9.044
Video	Follow-Your-Emoji [25]	29.111	296.195	0.107	6.297	9.832
	X-Portrait [53]	31.596	277.446	0.161	5.831	9.158
	Ours	27.34	274.573	0.113	6.547	9.017
Audio + Video	V-Express [47]	27.156	274.99	0.114	6.721	9.192
	Echomimic [4]	58.323	526.125	0.333	6.773	9.257
	MegActor- \sum [57]	56.116	421.395	0.346	5.973	8.321
	Ours	27.013	268.341	0.103	6.657	8.976

Table 3. Comparison of various methods on the DH-FaceDrasMvVid-100 datasets.

Modal	Method	DH-FaceDrasMvVid-100				
		FID↓	FVD↓	LPIPS↓	PSNR↑	AKD↓
Audio	AniPortrait [52]	57.297	856.851	0.273	16.708	30.44
	Hallo [54]	59.733	922.327	0.258	17.755	27.819
	Ours	58.273	831.273	0.271	17.231	27.835
Video	Follow-Your-Emoji [25]	40.784	567.516	0.153	21.985	3.176
	X-Portrait [53]	68.762	536.386	0.275	16.893	25.46
	Ours	37.187	332.531	0.147	22.103	2.673
Audio + Video	V-Express [47]	48.398	322.461	0.183	21.76	4.984
	Echomimic [4]	74.126	758.585	0.351	16.585	5.109
	MegActor- \sum [57]	75.69	689.922	0.471	13.334	26.816
	Ours	36.644	311.491	0.122	24.477	2.459

Table 4. Comparison of various methods on the DH-FaceReliVid-200 dataset.

Modal	Method	DH-FaceReliVid-200			
		FID↓	FVD↓	LPIPS↓	PSNR↑
Audio	AniPortrait [52]	117.428	1218.315	0.395	14.211
	Hallo [54]	113.394	991.949	0.386	14.311
	Ours	115.538	1131.725	0.391	14.435
Video	Follow-Your-Emoji [25]	113.493	1193.268	0.383	14.392
	X-Portrait [53]	119.712	1045.806	0.462	13.323
	Ours	115.372	1032.654	0.361	15.451
Audio + Video	V-Express [47]	109.858	1049.287	0.258	16.031
	Echomimic [4]	135.702	1443.772	0.417	14.212
	MegActor- \sum [57]	126.267	1105.748	0.462	13.31
	Ours	105.027	973.276	0.273	16.701
Audio+Video+Light	Ours	74.372	607.725	0.175	22.521

Comparison on the DH-FaceDrasMvVid-100 dataset. DH-FaceDrasMvVid-100 contains a large set of facial videos with extensive motion, enabling UniAvatar to generate more stable results under conditions of wide-range movement. As shown in Table 3, UniAvatar significantly outperforms all other methods across all metrics.

Comparison on the DH-FaceReliVid-200 dataset. The comparison in Table 4 focuses on the lighting effects in the generated videos, with the reference image selected across different videos and the background masked out. Unlike other methods, which cannot generate videos with varied lighting conditions, UniAvatar outperforms all others across all metrics.

5.3. Qualitative Results

Visual Comparisons. Figure 5 presents a visual comparison of UniAvatar against other methods across different control modalities, demonstrating superior performance under various conditions. Notably, UniAvatar provides more stable and accurate results during wide-range motion. Fur-




Figure 9. Visualization of different sampling strategy. Results demonstrate that the proposed sampling strategy can ensure background stability while relighting.

thermore, when given global lighting conditions, UniAvatar can generate talking head videos with specific lighting effects—a capability not achievable by other methods.

Visualization on Motion Control. Figure 6 illustrates UniAvatar’s visual control over various motion conditions, showcasing its superior performance under wide-range head, camera, and facial movements. The results demonstrate that UniAvatar maintains stability in the generated output across diverse, large-scale movements.

Visualization on Illumination Control. Figure 7 demonstrates UniAvatar’s relight capabilities, presenting both continuous video results under specified ambient lighting and results across different lighting conditions. The findings indicate that UniAvatar can flexibly adapt to various ambient lighting settings, with illumination effects that extend beyond the face to include well-lit areas in the neck and chest.

Animation of Different Portrait Styles. Figure 8 illustrates the ability of our method to handle diverse input types, such as oil paintings, anime images and portraits generated by other models. These results underscore the versatility and effectiveness of our approach in adapting to various artistic styles.

5.4. Ablation Study

Masked-Cross-Source Sampling. We introduce the MCSS strategy to enhance illumination controllability and background stability. We compared three sampling methods: intra-source, direct-cross-source, and masked-cross-source. The experimental results demonstrate that our proposed approach effectively manages illumination and maintains background stability (Figure 9).

Motion Injection Method. We compared two different motion control methods: (1) adding latent motion directly at the noise level (referencing EchoMimic [4]); (2) extracting features using a motion module and integrating them after spatial attention. Figure 10 indicates that the method




Figure 10. Visualization of different injection methods. We compared (a) injection at noise locations; (b) injection at spatial-attention locations. Injection at spatial-attention locations provides better control effects during motion.



Figure 11. Visualization of dataset efficiency: Training with the proposed dataset enhances stability in wide-range motion and improves illumination effects.

used in this paper enables pixel-level control, allowing for a wider range of motion control.

Dataset Efficiency. To evaluate the effectiveness of the data set, we performed qualitative comparison experiments (Figure 11). The results verified that DH-FaceDrasMvVid-100 significantly enhances the stability of generated results during large movements, while DH-FaceReliVid-200 allows for controllable lighting in generated videos.

For more in-depth analysis, please refer to the supplementary material.

6. Limitations

Our method still has certain limitations in the following areas: (1) Under certain strong lighting conditions, white edges may appear due to inaccuracies in the segmentation method, and remnants of the original background may persist in images during the MCSS process. (2) UniAvatar encounters challenges in generating facial adornments. For instance, when a character wearing glasses moves extensively, the results are not yet satisfactory. Our future efforts will aim to solve these problems.

7. Conclusion

This paper introduces UniAvatar, a novel end-to-end approach for generating lifelike talking head videos. UniAvatar provides extensive control over a wide range of motion and illumination conditions, exceeding the capabilities of existing methods. By utilizing 3D priors from the FLAME model, UniAvatar facilitates precise control of diverse motion signals and flexible adjustments to environmental lighting effects. To improve

the motion and lighting diversity of existing talking head datasets, we have curated two new datasets: DH-FaceDrasMvVid-100 and DH-FaceReliVid-200, which will be made publicly available for research purposes.

References

- [1] Omer Bar-Tal, Hila Chefer, Omer Tov, Charles Herrmann, Roni Paiss, Shiran Zada, Ariel Ephrat, Junhwa Hur, Guanghui Liu, Amit Raj, et al. Lumiere: A space-time diffusion model for video generation. *arXiv preprint arXiv:2401.12945*, 2024. 1
- [2] Jonathan T Barron and Jitendra Malik. Shape, illumination, and reflectance from shading. *IEEE transactions on pattern analysis and machine intelligence*, 37(8):1670–1687, 2014. 3
- [3] Andreas Blattmann, Tim Dockhorn, Sumith Kulal, Daniel Mendelevitch, Maciej Kilian, Dominik Lorenz, Yam Levi, Zion English, Vikram Voleti, Adam Letts, et al. Stable video diffusion: Scaling latent video diffusion models to large datasets. *arXiv preprint arXiv:2311.15127*, 2023. 1, 2, 3
- [4] Zhiyuan Chen, Jiajiong Cao, Zhiquan Chen, Yuming Li, and Chenguang Ma. Echomimic: Lifelike audio-driven portrait animations through editable landmark conditions. *arXiv preprint arXiv:2407.08136*, 2024. 1, 2, 7, 8
- [5] J. S. Chung and A. Zisserman. Out of time: automated lip sync in the wild. In *Workshop on Multi-view Lip-reading, ACCV*, 2016. 7
- [6] Zuozhuo Dai, Zhenghao Zhang, Yao Yao, Bingxue Qiu, Siyu Zhu, Long Qin, and Weizhi Wang. Animateanything: Fine-grained open domain image animation with motion guidance. *arXiv e-prints*, pages arXiv–2311, 2023. 2
- [7] Prafulla Dhariwal and Alexander Nichol. Diffusion models beat gans on image synthesis. *Advances in neural information processing systems*, 34:8780–8794, 2021. 1, 3
- [8] Qiaole Dong, Bo Zhao, and Yanwei Fu. Open-ddvm: A reproduction and extension of diffusion model for optical flow estimation. *arXiv preprint arXiv:2312.01746*, 2023. 2
- [9] Yao Feng, Haiwen Feng, Michael J Black, and Timo Bolkart. Learning an animatable detailed 3d face model from in-the-wild images. *ACM Transactions on Graphics (ToG)*, 40(4): 1–13, 2021. 3
- [10] Xiao Fu, Wei Yin, Mu Hu, Kaixuan Wang, Yuexin Ma, Ping Tan, Shaojie Shen, Dahua Lin, and Xiaoxiao Long. Geowizard: Unleashing the diffusion priors for 3d geometry estimation from a single image. In *European Conference on Computer Vision*, pages 241–258. Springer, 2025. 2
- [11] Yudong Guo, Keyu Chen, Sen Liang, Yong-Jin Liu, Hujun Bao, and Juyong Zhang. Ad-nerf: Audio driven neural radiance fields for talking head synthesis. In *Proceedings of the IEEE/CVF international conference on computer vision*, pages 5784–5794, 2021. 2
- [12] Yuwei Guo, Ceyuan Yang, Anyi Rao, Zhengyang Liang, Yaohui Wang, Yu Qiao, Maneesh Agrawala, Dahua Lin, and Bo Dai. Animatediff: Animate your personalized text-to-image diffusion models without specific tuning. *arXiv preprint arXiv:2307.04725*, 2023. 1
- [13] William Harvey, Saeid Naderiparizi, Vaden Masrani, Christian Weilbach, and Frank Wood. Flexible diffusion modeling of long videos. *Advances in Neural Information Processing Systems*, 35:27953–27965, 2022. 2
- [14] Martin Heusel, Hubert Ramsauer, Thomas Unterthiner, Bernhard Nessler, and Sepp Hochreiter. Gans trained by a two time-scale update rule converge to a local nash equilibrium. *Advances in neural information processing systems*, 30, 2017. 6
- [15] Jonathan Ho, Ajay Jain, and Pieter Abbeel. Denoising diffusion probabilistic models. *Advances in neural information processing systems*, 33:6840–6851, 2020. 1
- [16] Jonathan Ho, Tim Salimans, Alexey Gritsenko, William Chan, Mohammad Norouzi, and David J Fleet. Video diffusion models. *Advances in Neural Information Processing Systems*, 35:8633–8646, 2022. 1, 2
- [17] Li Hu. Animate anyone: Consistent and controllable image-to-video synthesis for character animation. In *Proceedings of the IEEE/CVF Conference on Computer Vision and Pattern Recognition*, pages 8153–8163, 2024. 1
- [18] Levon Khachatryan, Andranik Movsisyan, Vahram Tadevosyan, Roberto Henschel, Zhangyang Wang, Shant Navasardyan, and Humphrey Shi. Text2video-zero: Text-to-image diffusion models are zero-shot video generators. In *Proceedings of the IEEE/CVF International Conference on Computer Vision*, pages 15954–15964, 2023. 2
- [19] Ha A Le and Ioannis A Kakadiaris. Illumination-invariant face recognition with deep relit face images. In *2019 IEEE Winter Conference on Applications of Computer Vision (WACV)*, pages 2146–2155. IEEE, 2019. 3
- [20] Tianye Li, Timo Bolkart, Michael J Black, Hao Li, and Javier Romero. Learning a model of facial shape and expression from 4d scans. *ACM Trans. Graph.*, 36(6):194–1, 2017. 2, 3
- [21] Ruoshi Liu, Rundi Wu, Basile Van Hoorick, Pavel Tokmakov, Sergey Zakharov, and Carl Vondrick. Zero-1-to-3: Zero-shot one image to 3d object. In *Proceedings of the IEEE/CVF international conference on computer vision*, pages 9298–9309, 2023. 2
- [22] Xiaoxiao Long, Yuan-Chen Guo, Cheng Lin, Yuan Liu, Zhiyang Dou, Lingjie Liu, Yuexin Ma, Song-Hai Zhang, Marc Habermann, Christian Theobalt, et al. Wonder3d: Single image to 3d using cross-domain diffusion. In *Proceedings of the IEEE/CVF Conference on Computer Vision and Pattern Recognition*, pages 9970–9980, 2024. 2
- [23] Yifeng Ma, Suzhen Wang, Zhipeng Hu, Changjie Fan, Tangjie Lv, Yu Ding, Zhidong Deng, and Xin Yu. Styletalk: One-shot talking head generation with controllable speaking styles. In *Proceedings of the AAAI Conference on Artificial Intelligence*, pages 1896–1904, 2023. 2
- [24] Yifeng Ma, Shiwei Zhang, Jiayu Wang, Xiang Wang, Yingya Zhang, and Zhidong Deng. Dreamtalk: When expressive talking head generation meets diffusion probabilistic models. *arXiv preprint arXiv:2312.09767*, 2023. 1
- [25] Yue Ma, Hongyu Liu, Hongfa Wang, Heng Pan, Yingqing He, Junkun Yuan, Ailing Zeng, Chengfei Cai, Heung-Yeung Shum, Wei Liu, et al. Follow-your-emoji: Fine-controllable and expressive freestyle portrait animation. *arXiv preprint arXiv:2406.01900*, 2024. 7

- [26] Foivos Paraperas Papantoniou, Alexandros Lattas, Stylianos Moschoglou, and Stefanos Zafeiriou. Relightify: Relightable 3d faces from a single image via diffusion models. In *Proceedings of the IEEE/CVF International Conference on Computer Vision*, pages 8806–8817, 2023. 3
- [27] Puntawat Ponglertnapakorn, Nontawat Tritrong, and Supasorn Suwajanakorn. Difareli: Diffusion face relighting. In *Proceedings of the IEEE/CVF International Conference on Computer Vision*, pages 22646–22657, 2023. 3
- [28] Haonan Qiu, Zhaoxi Chen, Yuming Jiang, Hang Zhou, Xiangyu Fan, Lei Yang, Wayne Wu, and Ziwei Liu. Relitalk: Relightable talking portrait generation from a single video. *International Journal of Computer Vision*, pages 1–16, 2024. 3
- [29] Lingteng Qiu, Guanying Chen, Xiaodong Gu, Qi Zuo, Mutian Xu, Yushuang Wu, Weihao Yuan, Zilong Dong, Liefeng Bo, and Xiaoguang Han. Richdreamer: A generalizable normal-depth diffusion model for detail richness in text-to-3d. In *Proceedings of the IEEE/CVF Conference on Computer Vision and Pattern Recognition*, pages 9914–9925, 2024. 2
- [30] Robin Rombach, Andreas Blattmann, Dominik Lorenz, Patrick Esser, and Björn Ommer. High-resolution image synthesis with latent diffusion models. In *Proceedings of the IEEE/CVF conference on computer vision and pattern recognition*, pages 10684–10695, 2022. 1
- [31] Kyle Sargent, Zizhang Li, Tanmay Shah, Charles Herrmann, Hong-Xing Yu, Yunzhi Zhang, Eric Ryan Chan, Dmitry Lagun, Li Fei-Fei, Deqing Sun, et al. Zeronvs: Zero-shot 360-degree view synthesis from a single real image. *arXiv preprint arXiv:2310.17994*, 2023. 2
- [32] Steffen Schneider, Alexei Baevski, Ronan Collobert, and Michael Auli. wav2vec: Unsupervised pre-training for speech recognition. In *Interspeech 2019*, 2019. 3
- [33] Soumyadip Sengupta, Angjoo Kanazawa, Carlos D Castillo, and David W Jacobs. Sfsnet: Learning shape, reflectance and illuminance of faces in the wild. In *Proceedings of the IEEE conference on computer vision and pattern recognition*, pages 6296–6305, 2018. 3
- [34] Yichun Shi, Peng Wang, Jianglong Ye, Mai Long, Kejie Li, and Xiao Yang. Mvdream: Multi-view diffusion for 3d generation. *arXiv preprint arXiv:2308.16512*, 2023. 2
- [35] Zhixin Shu, Ersin Yumer, Sunil Hadap, Kalyan Sunkavalli, Eli Shechtman, and Dimitris Samaras. Neural face editing with intrinsic image disentangling. In *Proceedings of the IEEE conference on computer vision and pattern recognition*, pages 5541–5550, 2017. 3
- [36] Aliaksandr Siarohin, Stéphane Lathuilière, Sergey Tulyakov, Elisa Ricci, and Nicu Sebe. Animating arbitrary objects via deep motion transfer. In *Proceedings of the IEEE/CVF Conference on Computer Vision and Pattern Recognition*, pages 2377–2386, 2019. 7
- [37] Aliaksandr Siarohin, Stéphane Lathuilière, Sergey Tulyakov, Elisa Ricci, and Nicu Sebe. First order motion model for image animation. *Advances in neural information processing systems*, 32, 2019. 7
- [38] Jascha Sohl-Dickstein, Eric Weiss, Niru Maheswaranathan, and Surya Ganguli. Deep unsupervised learning using nonequilibrium thermodynamics. In *International conference on machine learning*, pages 2256–2265. PMLR, 2015. 1, 2
- [39] Jiaming Song, Chenlin Meng, and Stefano Ermon. Denoising diffusion implicit models. *arXiv preprint arXiv:2010.02502*, 2020.
- [40] Yang Song, Jascha Sohl-Dickstein, Diederik P Kingma, Abhishek Kumar, Stefano Ermon, and Ben Poole. Score-based generative modeling through stochastic differential equations. *arXiv preprint arXiv:2011.13456*, 2020. 2
- [41] Michał Stypułkowski, Konstantinos Vougioukas, Sen He, Maciej Zięba, Stavros Petridis, and Maja Pantic. Diffused heads: Diffusion models beat gans on talking-face generation. In *Proceedings of the IEEE/CVF Winter Conference on Applications of Computer Vision*, pages 5091–5100, 2024. 1
- [42] Wenzhang Sun, Yunlong Che, Han Huang, and Yandong Guo. Neural reconstruction of relightable human model from monocular video. In *Proceedings of the IEEE/CVF International Conference on Computer Vision*, pages 397–407, 2023. 3
- [43] Xusen Sun, Longhao Zhang, Hao Zhu, Peng Zhang, Bang Zhang, Xinya Ji, Kangneng Zhou, Daiheng Gao, Liefeng Bo, and Xun Cao. Vividtalk: One-shot audio-driven talking head generation based on 3d hybrid prior. *arXiv preprint arXiv:2312.01841*, 2023. 1
- [44] Yasheng Sun, Hang Zhou, Ziwei Liu, and Hideki Koike. Speech2talking-face: Inferring and driving a face with synchronized audio-visual representation. In *IJCAI*, page 4, 2021. 2
- [45] Ayush Tewari, Tae-Hyun Oh, Tim Weyrich, Bernd Bickel, Hans-Peter Seidel, Hanspeter Pfister, Wojciech Matusik, Mohamed Elgharib, Christian Theobalt, et al. Monocular reconstruction of neural face reflectance fields. In *Proceedings of the IEEE/CVF Conference on Computer Vision and Pattern Recognition*, pages 4791–4800, 2021. 3
- [46] Thomas Unterthiner, Sjoerd Van Steenkiste, Karol Kurach, Raphael Marinier, Marcin Michalski, and Sylvain Gelly. Towards accurate generative models of video: A new metric & challenges. *arXiv preprint arXiv:1812.01717*, 2018. 6
- [47] Cong Wang, Kuan Tian, Jun Zhang, Yonghang Guan, Feng Luo, Fei Shen, Zhiwei Jiang, Qing Gu, Xiao Han, and Wei Yang. V-express: Conditional dropout for progressive training of portrait video generation. *arXiv preprint arXiv:2406.02511*, 2024. 1, 2, 7
- [48] Jiayu Wang, Kang Zhao, Shiwei Zhang, Yingya Zhang, Yujun Shen, Deli Zhao, and Jingren Zhou. Lipformer: High-fidelity and generalizable talking face generation with a pre-learned facial codebook. In *Proceedings of the IEEE/CVF Conference on Computer Vision and Pattern Recognition*, pages 13844–13853, 2023. 2
- [49] Suzhen Wang, Lincheng Li, Yu Ding, Changjie Fan, and Xin Yu. Audio2head: Audio-driven one-shot talking-head generation with natural head motion. *arXiv preprint arXiv:2107.09293*, 2021.
- [50] Suzhen Wang, Lincheng Li, Yu Ding, and Xin Yu. One-shot talking face generation from single-speaker audio-visual correlation learning. In *Proceedings of the AAAI Conference on Artificial Intelligence*, pages 2531–2539, 2022. 2

- [51] Yang Wang, Lei Zhang, Zicheng Liu, Gang Hua, Zhen Wen, Zhengyou Zhang, and Dimitris Samaras. Face relighting from a single image under arbitrary unknown lighting conditions. *IEEE transactions on pattern analysis and machine intelligence*, 31(11):1968–1984, 2008. 3
- [52] Huawei Wei, Zejun Yang, and Zhisheng Wang. Aniportrait: Audio-driven synthesis of photorealistic portrait animation. *arXiv preprint arXiv:2403.17694*, 2024. 7
- [53] You Xie, Hongyi Xu, Guoxian Song, Chao Wang, Yichun Shi, and Linjie Luo. X-portrait: Expressive portrait animation with hierarchical motion attention. In *ACM SIGGRAPH 2024 Conference Papers*, pages 1–11, 2024. 7
- [54] Mingwang Xu, Hui Li, Qingkun Su, Hanlin Shang, Liwei Zhang, Ce Liu, Jingdong Wang, Yao Yao, and Siyu Zhu. Hallo: Hierarchical audio-driven visual synthesis for portrait image animation. *arXiv preprint arXiv:2406.08801*, 2024. 7
- [55] Sicheng Xu, Guojun Chen, Yu-Xiao Guo, Jiaolong Yang, Chong Li, Zhenyu Zang, Yizhong Zhang, Xin Tong, and Baining Guo. Vasa-1: Lifelike audio-driven talking faces generated in real time. *arXiv preprint arXiv:2404.10667*, 2024. 2
- [56] Ruihan Yang, Prakhar Srivastava, and Stephan Mandt. Diffusion probabilistic modeling for video generation. *Entropy*, 25(10):1469, 2023. 2
- [57] Shurong Yang, Huadong Li, Juhao Wu, Minhao Jing, Linze Li, Renhe Ji, Jiajun Liang, Haoqiang Fan, and Jin Wang. Megactor- σ : Unlocking flexible mixed-modal control in portrait animation with diffusion transformer, 2024. 1, 7
- [58] Jianhui Yu, Hao Zhu, Liming Jiang, Chen Change Loy, Weidong Cai, and Wayne Wu. CelebV-Text: A large-scale facial text-video dataset. In *CVPR*, 2023. 3, 6
- [59] Zhentao Yu, Zixin Yin, Deyu Zhou, Duomin Wang, Finn Wong, and Baoyuan Wang. Talking head generation with probabilistic audio-to-visual diffusion priors. In *Proceedings of the IEEE/CVF International Conference on Computer Vision*, pages 7645–7655, 2023. 2
- [60] Lvmin Zhang, Anyi Rao, and Maneesh Agrawala. Adding conditional control to text-to-image diffusion models. In *Proceedings of the IEEE/CVF International Conference on Computer Vision*, pages 3836–3847, 2023. 2
- [61] Lvmin Zhang, Anyi Rao, and Maneesh Agrawala. Ic-light github page, 2024. 3
- [62] Shiwei Zhang, Jiayu Wang, Yingya Zhang, Kang Zhao, Hangjie Yuan, Zhiwu Qin, Xiang Wang, Deli Zhao, and Jingren Zhou. I2vgen-xl: High-quality image-to-video synthesis via cascaded diffusion models. *arXiv preprint arXiv:2311.04145*, 2023. 1
- [63] Wenxuan Zhang, Xiaodong Cun, Xuan Wang, Yong Zhang, Xi Shen, Yu Guo, Ying Shan, and Fei Wang. Sadtalker: Learning realistic 3d motion coefficients for stylized audio-driven single image talking face animation. In *Proceedings of the IEEE/CVF Conference on Computer Vision and Pattern Recognition*, pages 8652–8661, 2023. 1
- [64] Zhimeng Zhang, Lincheng Li, Yu Ding, and Changjie Fan. Flow-guided one-shot talking face generation with a high-resolution audio-visual dataset. In *Proceedings of the IEEE/CVF Conference on Computer Vision and Pattern Recognition*, pages 3661–3670, 2021. 2, 3, 6
- [65] Yang Zhou, Xintong Han, Eli Shechtman, Jose Echevarria, Evangelos Kalogerakis, and Dingzeyu Li. Makelttalk: speaker-aware talking-head animation. *ACM Transactions On Graphics (TOG)*, 39(6):1–15, 2020. 2
- [66] Hao Zhu, Wayne Wu, Wentao Zhu, Liming Jiang, Siwei Tang, Li Zhang, Ziwei Liu, and Chen Change Loy. Celebv-hq: A large-scale video facial attributes dataset. In *European conference on computer vision*, pages 650–667. Springer, 2022. 3, 6
- [67] Shenhao Zhu, Junming Leo Chen, Zuozhuo Dai, Qingkun Su, Yinghui Xu, Xun Cao, Yao Yao, Hao Zhu, and Siyu Zhu. Champ: Controllable and consistent human image animation with 3d parametric guidance. *arXiv preprint arXiv:2403.14781*, 2024. 2