

A Review of Resilience Enhancement Measures for Hydrogen-penetrated Multi-energy Systems

Liang Yu, *Senior Member, IEEE*, Haoyu Fang, Goran Strbac, *Member, IEEE*, Dawei Qiu, *Member, IEEE*, Dong Yue, *Fellow, IEEE*, Xiaohong Guan, *Life Fellow, IEEE*, and Gerhard P. Hancke, *Life Fellow, IEEE*

Abstract—Energy supply for electricity and heat sectors accounts for more than 40% of global carbon emissions in 2023, which brings great pressure for achieving net-zero carbon emission targets in the future. Under the above background, hydrogen-penetrated multi-energy systems (HMESs) have received wide attention due to their potential low-carbon attribute. However, HMESs still face the following challenge, i.e., how to survive and quickly recover from extreme and unexpected events (e.g., natural disasters, extreme weather, and cyber-physical attacks). To enable the above resilience attribute, many existing works on HMES resilience enhancement have been done. However, there lacks a systematic overview of different resilience enhancement measures for HMESs. To fill the research gap, this paper provides a comprehensive overview of resilience enhancement strategies for HMESs from the perspective of hydrogen-related planning and operation. To be specific, we propose a comprehensive resilience enhancement framework for HMESs. Under the proposed framework, the widely used resilience metrics and event-oriented contingency models in existing works are summarized. Then, we classify the hydrogen-related planning measures for HMES resilience enhancement according to the type of hydrogen-related facilities and provide some insights for planning problem formulation framework. Moreover, we categorize the hydrogen-related operation measures for HMES resilience enhancement according to the three kinds of operation response stages involved, including preventive response, emergency response, and restoration response. Finally, we identify some research gaps and point out possible future directions in aspects of event-targeted scenario generation, dynamic multi-type contingency modeling, multi-network coordination, flexibility resource awareness, net-zero-carbon resilient planning and operation, and large language model-assisted multi-stage coordination.

Index Terms—Hydrogen-penetrated multi-energy systems, re-

silience enhancement, planning, operation, extreme events

I. INTRODUCTION

It is well known that power energy systems are indispensable to our daily life [1]. To support their operations, many fossil fuels (e.g., coal, natural gas, and petroleum) have to be consumed in the current society, resulting in high carbon emissions. According to the released report of the International Energy Agency, energy supply for electricity and heat sectors accounts for more than 40% of global carbon emissions in 2023, which brings huge pressures for more than 130 countries to achieving net-zero carbon emission targets in the future [2]–[4], e.g., the European Union (2050), China (2060), and India (2070). To alleviate such pressures, increasing the penetration of renewable energies is preferred. However, due to the intermittencies and uncertainties of renewable energies, it is very challenging to keep a real-time balance between energy supply and demand without large-scale economical energy storage systems (ESSs). To overcome such a challenge, adopting hydrogen energy storage systems (HESSs) is regarded as a promising solution since they have many advantages over other kinds of ESSs, including large-scale storage capacity, easy transportation, long discharging duration, and zero pollution [5]–[8]. Note that the above features mean that HESSs can bring larger flexibility in aspects of energy storage, distribution, and utilization. For example, large-scale storage capacity and easy transportation mean that the hydrogen energy generated from renewable energies can be stored across seasons and delivered to different geographical areas. Moreover, by coordinating HESSs with other types of ESSs (e.g., electric ESSs and thermal ESSs), the whole system’s energy efficiency could be improved. Under the above background, hydrogen-penetrated multi-energy systems (HMESs) have received wide attention from government, industry, and researchers [9]–[21].

In addition to the low carbon attribute, the resilience attribute is also critical for HMESs [22]. The main reason is that more and more frequent extreme events (e.g., natural catastrophes, extreme weather events, and cyber-physical attacks) have appeared in recent decades, and their strength and duration are also intensifying [23] [24]. Furthermore, such extreme events become correlated in space and time, resulting in combined high-impact negative effects [25]. For example, the annual cost of blackouts from extreme weather conditions ranges from \$20 to \$55 billion in the USA [22]. To be specific, resilience within the energy system domain describes the ability of a system to survive and quickly recover from extreme and unexpected

L. Yu is with the College of Automation & College of Artificial Intelligence, Nanjing University of Posts and Telecommunications, Nanjing 210023, China. He is also with the Department of Electrical and Electronic Engineering, Imperial College London, London SW7 2AZ, U.K. (e-mail: liang.yu@njupt.edu.cn)

H. Fang and G. Strbac are with the Department of Electrical and Electronic Engineering, Imperial College London, London SW7 2AZ, U.K. (e-mail: haoyu.fang22@imperial.ac.uk; g.strbac@imperial.ac.uk)

D. Qiu is with the Department of Engineering, University of Exeter, Exeter, EX4 4PY, U.K. He is also with the Department of Electrical and Electronic Engineering, Imperial College London, London SW7 2AZ, U.K. (email: d.qiu@exeter.ac.uk)

D. Yue is with the Advanced Technology Institute for Carbon Neutrality, Nanjing University of Posts and Telecommunications, Nanjing 210023, China (e-mail: medongy@vip.163.com)

X. Guan is with the Systems Engineering Institute, Ministry of Education Key Laboratory for Intelligent Networks and Network Security, Xian Jiaotong University, Xian 710049, China (xhguan@sei.xjtu.edu.cn)

Gerhard P. Hancke is with the College of Automation and College of Artificial Intelligence, Nanjing University of Posts and Telecommunications, Nanjing 210023, China (e-mail: g.hancke@ieee.org)

disruptions [23] [26] [27]. Although there are many types of resilience metrics for an energy system, typical metrics are related to recovery duration, load loss, and recovery speed [28]. For example, when the resilience of an HMES is low, the recovery speed (i.e., the ratio of restored load to recovery time) from the degraded state after an extreme event to the normal state is slow, or the load loss under the degraded state is large.

Fortunately, hydrogen has the potential to improve the resilience of multi-energy systems from both planning and operation perspectives [29] [30]. For example, the coordinated planning of HESSs and other distributed generators can reduce load loss [31], the coordinated planning of hydrogen-to-power (H2P) facilities and power line hardening can also reduce load shedding significantly [32]. In the operation stage, mobile hydrogen energy resources (MHERs, including hydrogen tube trailers (HTTs) [33], hydrogen fuel cell buses (HFCBs) [34], hydrogen fuel cell vehicles (HFCVs) [35], and mobile HESSs [36]) can provide temporary backup power for critical infrastructure during weather disasters. In order to grasp the above opportunities for implementing resilient HMESSs, a large number of resilience enhancement measures have been proposed [37]–[42]. However, there lacks a systematic overview of different resilience enhancement measures for HMESSs. To fill the research gap, this paper provides a comprehensive overview of resilience enhancement measures for HMESSs.

Although there are many surveys related to power grid resilience enhancement [37], [43]–[54] with different perspectives (e.g., network microgrids, event timeline of enhancement, cyber-physical interdependence, complex network, and cross-domain multilayer architecture), they neglect to consider the hydrogen energy resources (HERs). In [37], the resilience of a hydrogen-powered smart grid is reviewed. Although this review paper considers the hydrogen-related facilities, there are many differences between [37] and our work in aspects of objects, perspectives, contents, and research gaps. Firstly, we focus on HMESSs, while [37] focuses on hydrogen-based smart grid. Secondly, we review the existing works from the perspective of hydrogen-related planning and operation measures. In contrast, [37] mainly focuses on the event timeline of measures, i.e., pre-event, during-event, and post-event. Thirdly, this paper summarizes the resilience metrics of HMESS operation and event-oriented contingency models, which are not mentioned in [37]. Fourthly, we classify the existing resilience enhancement measures with the consideration of hydrogen pipeline hardening, more types of HERs, and multi-stage operation coordination, while resilience enhancement measures in independent stages are considered in [37]. Finally, we identify six research gaps related to the resilience enhancement-oriented planning and operation for HMESSs, which are neglected in [37]. For the convenience of understanding, the differences between our work and existing works are summarized in Table I. To the best of our knowledge, this is the first review that focuses on resilience enhancement measures of HMESSs from the perspective of hydrogen-related planning and operation.

The main contributions of this paper can be summarized below.

- 1) We propose a comprehensive resilience enhancement framework for HEMSs considering hydrogen-related planning and operation measures (including pre-event preventive response, during-event emergency response, and post-event restoration response). Under the proposed framework, the widely used resilience metrics and event-oriented contingency models in existing works are summarized.
- 2) We classify the hydrogen-related planning measures for the resilience enhancement of HMESSs from two aspects, i.e., single-type hydrogen facility and multi-type hydrogen facility. The considered hydrogen-related facilities consist of HESSs, hydrogen refueling stations (HRSs), fuel-cell electric buses (FCEBs), fuel cell-driven combined cooling, heat, and power plant (CCHP), and hydrogen-related production facilities. Moreover, the insights in aspects of uncertainty representation and formulation framework for HMESS planning are presented.
- 3) We categorize the hydrogen-related operation measures for the resilience enhancement of HMESSs according to three types of operation response stages involved, including preventive response, emergency response, and restoration response. Moreover, the insights about the particular function of hydrogen and main optimization objectives in each operation stage are provided.
- 4) We identify the research gaps in aspects of event-targeted scenario generation for planning, dynamic multi-type contingency modeling under compound extreme events, multi-network coordination planning and operation, flexibility resource-aware joint planning and operation, net-zero-carbon and resilient planning and operation, and large language model (LLM)-assisted multi-stage coordination operation.

The rest of this paper is organized as follows. In Section II, a comprehensive resilience enhancement framework for HEMSs is described. In Section III, the definitions and metrics of HMESS resilience are provided. In Section IV, event-oriented contingency modeling is summarized. In Section V, hydrogen-related planning measures for resilience enhancement of HMESSs are classified, and some insights are provided. In Section VI, hydrogen-related operation measures for resilience enhancement of HMESSs are categorized. Section VII identifies the research gaps and possible future directions. Finally, conclusions and lessons learned are summarized in Section VIII. For better understanding, we provide the list of abbreviations in alphabetical order in Table II.

II. HYDROGEN-ENABLED RESILIENCE ENHANCEMENT FRAMEWORK FOR HEMS

As shown in Fig. 1, the framework of hydrogen-enabled resilience enhancement for HMESSs is provided, where four steps could be identified, i.e., resilience metrics, event-oriented contingency modeling, planning enhancement, and operation enhancement. To be specific, a resilience metric related to the investigated HMESS should be first defined, which would be incorporated into the objectives or constraints of planning or operation problem models. Then, according to the type of

TABLE I
THE COMPARISONS BETWEEN OUR WORK AND RELATED SURVEYS ON RESILIENCE ENHANCEMENT

Literature	Time	Objects	Perspectives	Hydrogen-related facilities involved	Review focus	Research gaps for HMES resilience enhancement
Bie <i>et al.</i> [43]	2017.4	Power grid	Resilience evaluation and improvement	N/A	System hardening, smart grid technology, load restoration	No
Li <i>et al.</i> [44]	2017.5	Power grid	Network microgrids	N/A	Load sharing, hierarchical control, resilience outlook	No
Mahzarnia <i>et al.</i> [45]	2020.9	Power grid	Event timeline of enhancement	N/A	Resilience-based planning, resilience-based response, and resilience-based restoration	No
Hossain <i>et al.</i> [46]	2021.2	Power grid	Resilience and reliability	N/A	Metrics and enhancement strategies of resilience and reliability	No
Xu <i>et al.</i> [47]	2021.8	Power grid	Cyber-physical interdependence	N/A	Resilience-oriented techniques	No
Ma <i>et al.</i> [48]	2021.8	Power grid	Complex network	N/A	Preventive, corrective, restorative strategies	No
Shi <i>et al.</i> [49]	2021.12	Power grid	Planning and operation algorithm summary	N/A	Mathematical model and solution	No
Younesi <i>et al.</i> [50]	2022.8	Power grid	Resilience evaluation and improvement	N/A	Resilience-oriented scheduling, hardening, and equipment upgrades	No
Amini <i>et al.</i> [51]	2023.2	Power grid	Short-term and long-term enhancement strategies	N/A	Planning and operation measures	No
Modaberi <i>et al.</i> [52]	2023.3	Power grid	Planning and operation actions	N/A	The resilience of wind turbines and wind farm	No
Huang <i>et al.</i> [53]	2024.4	Power grid	Cross-domain multilayer architecture	N/A	Infrastructural resilience and operational resilience	No
Zidane <i>et al.</i> [54]	2024.10	Power grid	Hardening and operational strategies	N/A	Microgrids strategies to enhance power system resilience	No
Han <i>et al.</i> [37]	2023.3	Hydrogen-powered smart grid	Event timeline (before, during, and after an extreme event) of measures	HESS, HFCV, H2P, SHS	Pre-event prevention, during-event correction, and post-event recovery	No
Our work	2024.12	Hydrogen-penetrated multi-energy systems	Hydrogen-related planning and operation	HESS, HTT, HFCB, HFCV, HRS, H2P, SHS, Hydrogen pipeline	Resilience metrics, event-oriented contingency modeling, resilient planning, resilient operation	Yes

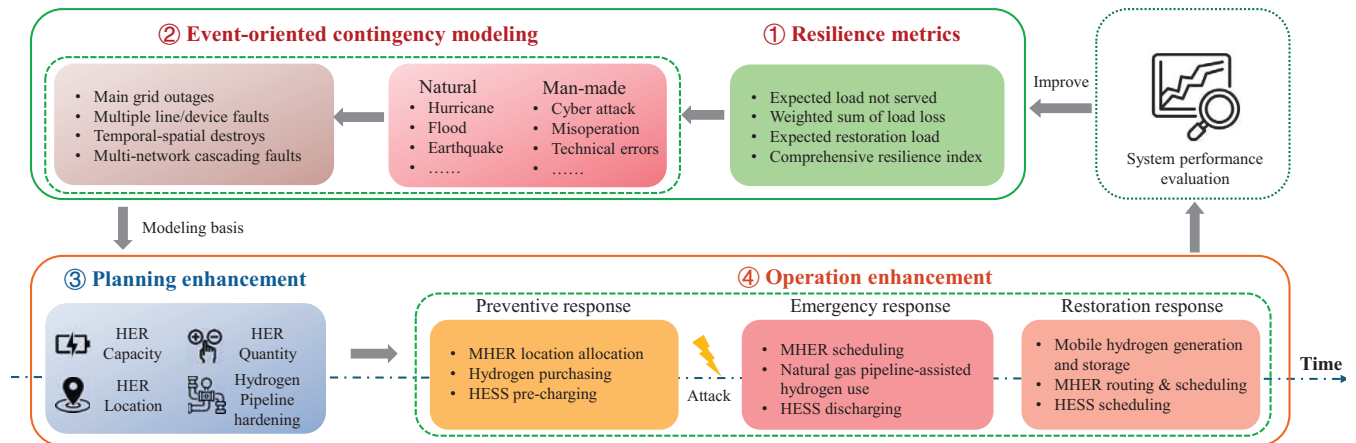


Fig. 1. The framework of hydrogen-enabled resilience enhancement for HMESs

TABLE II
LIST OF ABBREVIATIONS IN ALPHABETICAL ORDER

Abbreviation	Description
AADC	Annual average depreciation cost
AAIC	Annual average investment cost
AAFOMC	Annual average fixed operation and maintenance cost
BESS	Battery energy storage system
C&CG	Column and constraint generation
CCHP	Combined cooling, heat and power plant
CRl	Comprehensive resilience index
CWT	Cold water tank
DG	Dispatchable generator
EHP	Electric heat pump
ELNS	Expected load not served
ERL	Expected restored load
ESS	Energy storage system
EPSV	Emergency power supply vehicle
EPshv	Emergency power supply hydrogen vehicle
EPSEV	Emergency power supply electric vehicle
EV	Electric vehicle
FC	Fuel cell
FCEB	Fuel-cell electric bus
GSHP	Ground-source heat pump
H2P	Hydrogen-to-power
HESS	Hydrogen energy storage system
HER	Hydrogen energy resource
HFCB	Hydrogen fuel cell bus
HFCV	Hydrogen fuel cell vehicle
HILP	High impact and low probability
HMES	Hydrogen-penetrated multi-energy system
HRS	Hydrogen refueling station
HTT	Hydrogen tube trailer
HWT	Hot water tank
LLM	Large language model
LL	Load loss
LSR	Load served ratio
MES	Mobile energy source
MHER	Mobile hydrogen energy resource
MILP	Mixed integer linear programming
MINLP	Mixed integer nonlinear programming
MISOCP	Mixed-integer second-order cone programming
RM	Resilience metric
SHS	Seasonal hydrogen storage
TES	Thermal energy storage
WSLL	Weighted sum of load loss

extreme events (e.g., Hurricane, flood, ice disaster, earthquake, cyber attacks), the corresponding event models could be developed, which consist of event-related physical attributes [55], e.g., movement speed and landfall point of typhoons, and the intensity of earthquakes. Since such attributes depend on some unknown factors, the appearance of an extreme event is full of uncertainties in the planning stage, e.g., there are many possible landfall scenarios when typhoons are considered [32]. Since this paper mainly focuses on resilience enhancement measures for HMESs, event model review is neglected for brevity. After obtaining the physical attributes of extreme events, the stochastic impact of extreme events on the contingencies of MESs could be developed. Next, taking parameter uncertainty (e.g., renewable generation and multi-type loads), event uncertainty, and event-oriented contingency uncertainty into consideration, scenario generation could be conducted in preparation for planning and operation problems. In the planning stage, some permanent facilities will be deployed, e.g., HESSs, hydrogen pipelines, and HRSs. During the operation stage, several kinds of responses can

be made, e.g., preventative response, emergency response, and restoration response. During the preventative response, preventive measures could be taken, e.g., MHER location allocation, hydrogen purchasing, and HESS pre-charging. During the emergency response, some measures are taken to minimize load shedding, including MHER scheduling, natural gas pipeline-assisted hydrogen use, and HESS discharging. In the restoration stage, mobile hydrogen generation and storage, MHER routing and scheduling, and HESS scheduling could be adopted to restore load. By evaluating the practical system performance in the aspect of resilience, the rationality of the developed resilience metrics and event-oriented contingency modeling could be improved.

III. THE DEFINITIONS AND METRICS OF HMES RESILIENCE

Before resilience enhancement for an HMES is conducted, the definitions and metrics should be provided. For example, resilience metrics would be incorporated into the objectives or constraints of planning/operation problem models. In the following parts, HMES definitions and architectures are introduced. Then, the definitions of HMES resilience are described. Next, typical metrics in existing works are classified. Finally, a summary of the performance metrics is provided.

A. HMES Definitions and Architectures

Similar to the MES concept [56], an HMES is a system in which hydrogen, electricity, heat, cooling, gas, and transport optimally interact with each other at various levels to increase technical, economic, and environmental performance relative to “classical” energy systems whose sectors are treated separately. According to the spatial perspectives, HMESs can be divided into building-level, district-level, region-level, and nation-level. For simplicity, two typical architectures of HMESs are introduced, i.e., building-level HMESs and region-level HMESs. As shown in Fig. 2, the framework of a zero-carbon building-level HMES can be observed, and the corresponding practical system picture can be found in [57]. In Fig. 2, there are four kinds of energy flows, i.e., electricity flow, heat flow, cooling flow, and hydrogen flow. As far as electricity flow is concerned, the electricity generated from photovoltaic (PV) panels and the fuel cell is used to satisfy the electricity demand of an electric boiler, a ground-source heat pump (GSHP), an absorption chiller, an electrolyzer, and electric demand in a commercial building. As to heat flow, the heat demand is satisfied by the electric boiler, GSHP, fuel cell, and hot water tank (HWT). Similarly, cooling demand is satisfied by the GSHP, absorption chiller, and cold water tank (CWT) in the cooling flow. As to hydrogen flow, PV generation can be used for the electrolyzer to produce hydrogen, which will be stored in the hydrogen tank for future use by driving fuel cells. When the hydrogen stored in the hydrogen tank is not enough, hydrogen purchasing from the market is required. In Fig. 3, the architecture of a region-level HMES can be observed [58], which consists of three types of communities, e.g., residential communities, commercial communities, and industrial communities. In residential

and commercial communities, electricity/cold/heat/hydrogen demands can be identified. In industrial communities, electricity/hydrogen demands can be observed. All communities are connected through electricity transportation networks, hydrogen transmission pipelines, and transportation networks. With the help of transportation networks, MHERs (e.g., HTTs and HFCVs) could be redistributed among multiple communities for improving network resilience, e.g., providing emergent power supply or hydrogen supply to a community when it suffers from an extreme event (e.g., power outages or hydrogen pipeline leakage).

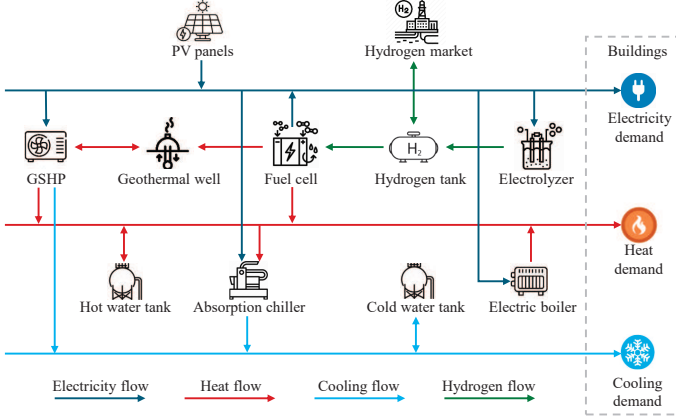


Fig. 2. Typical HMES architecture (building-level)

B. Definitions of HMES Resilience

Before describing the definitions of HMES resilience, we first present the whole operation process of an HMES in Fig. 4, where the vertical axis and horizontal axis are system performance and time, respectively. Here, system performance can be measured by many metrics [36] [38] [59]–[63], and a typical metric is load loss. It can be observed that there are normal operation stages and three kinds of responses (including pre-event preventive response, during-event emergency response, and post-event restoration response). In the normal operation stage, the optimal economic operation is typically conducted from time t_0 to time t_1 . After detecting the extreme event information, the preventive response will be carried out from time t_1 to time t_2 . During the extreme event, the emergency response is adopted to minimize the load shedding from time t_2 to time t_3 so that the extent of system performance degradation could be alleviated. Then, the degraded state could be observed from t_3 to t_4 . From time t_4 to t_5 , the restoration response is implemented and some measures (e.g., network reconfiguration and infrastructure recovery) are taken to make system utility return to the level under the normal operation mode.

Based on the above description, HMES resilience can be defined as the capacity of an HMES to withstand the disturbance from an extreme event (i.e., event progress during t_2 and t_3), and to rebuild and renew it afterwards [27]. Similarly, HMES resilience can also be described as the capacity to limit the system performance degradation and the duration of the

degraded state in order to maintain critical services following an extreme event [23]. Although there are many definitions related to HMES resilience, such definitions share the same idea, i.e., resilience is the capacity to recover the system performance from a degraded state to a normal state under extreme events. In other words, low resilience means that there are large amounts of unserved multi-energy demands during the degraded state, or the restoration speed and level of HMES system performance are low, or the duration of restoration response is long.

C. Metrics of HMES Resilience

In existing works, resilience metrics related to multi-energy systems can be divided into three types, i.e., time indexes, load loss indexes, and load rate indexes [28]. To be specific, time indexes are used to describe the duration of each operation stage, while load loss indexes are adopted to describe the extent of load shedding in different stages. It is obvious that a smaller time index and load loss index are preferred. Load rate indexes are used to evaluate the rates of load loss or load recovery. Thus, a smaller load loss rate and larger load recovery rate are expected. In existing works related to HMES resilience, the most widely used resilience metrics (RMs) for HMES operation are summarized in Table III, and detailed descriptions are given below.

1) **LSR**: The load served ratio (LSR) is adopted to describe the operation resilience of hydrogen-powered microgrids [59], which is defined by

$$RM = \sum_{i \in \mathbf{N}} \lambda_{i,t} P_{i,t} / \sum_{i \in \mathbf{N}} P_{i,t}, \quad (1)$$

where \mathbf{N} denotes the set of buses, $\lambda_{i,t}$ is a binary variable to indicate whether the load at bus i at slot t is served or not. When the corresponding bus is served, the value of $\lambda_{i,t}$ is one. Otherwise, its value is zero.

2) **ELNS**: In [60] and [61], Cai *et al.* and Jordehi *et al.* proposed the same resilience metric in the preventive stage for hydrogen fuel station-integrated power systems and industrial energy hubs with electric, thermal and hydrogen demands, respectively. The resilience metric is the expected load not served (ELNS), which can be described by

$$RM = \sum_s \alpha_s \sum_i \sum_t (w_e P_{i,t,s}^{\text{shed}} + w_h H_{i,t,s}^{\text{shed}} + w_g G_{i,t,s}^{\text{shed}}), \quad (2)$$

where s denotes the index of uncertainty scenarios; α_s denotes the probability of scenario s ; t denotes the time slot index; i denotes the bus index; w_e , w_h , and w_g denote the weight coefficients related to electric load shedding, hydrogen load shedding, and heat load shedding, respectively; $P_{i,t,s}^{\text{shed}}$, $H_{i,t,s}^{\text{shed}}$, and $G_{i,t,s}^{\text{shed}}$ denote the quantity of electric, hydrogen, and gas load shedding, respectively. Similarly, expected thermal load not served and expected electric load not served are considered for hydrogen-penetrated distribution systems in the restoration response stage [64].

3) **ERL**: In the restoration response stage, expected restored load (ERL) maximization was considered for hydrogen-based microgrids in [62], which is given by

$$RM = \sum_{\theta} \varrho_{\theta} (\Phi_{\theta}), \quad (3)$$

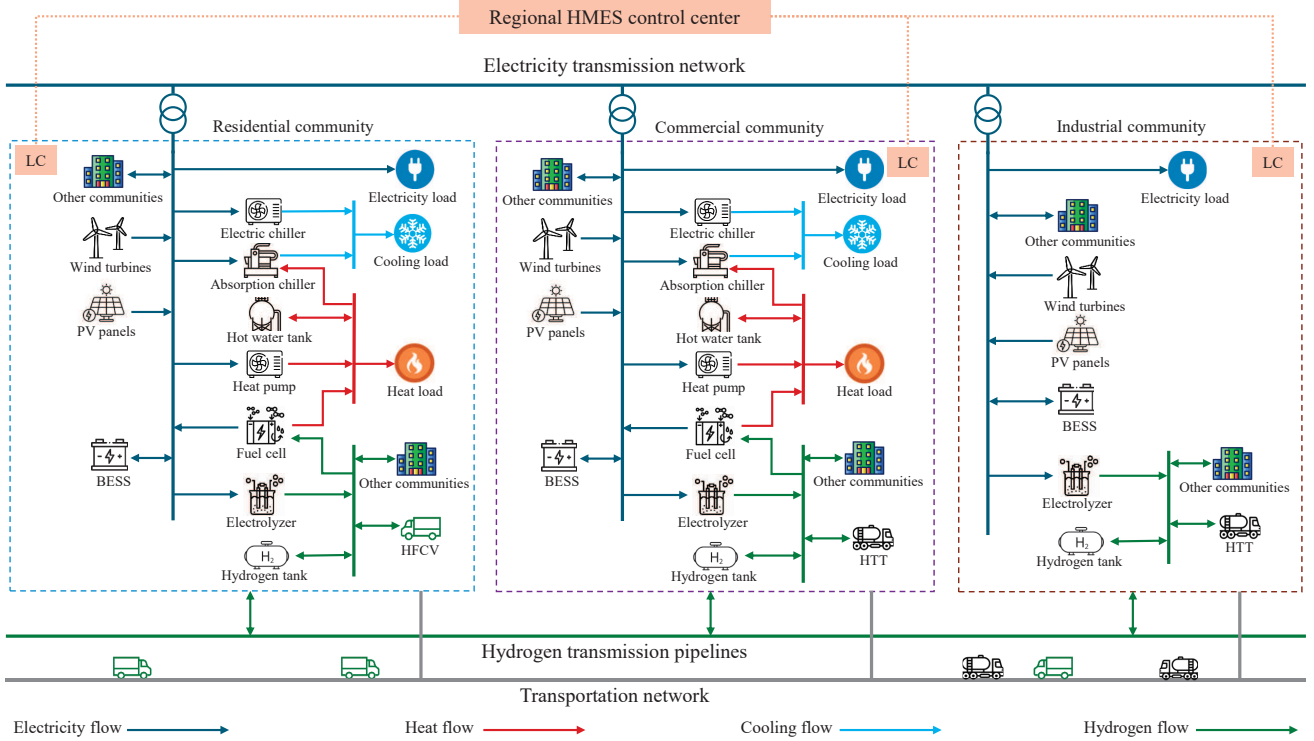


Fig. 3. Typical HMES architecture (region-level)

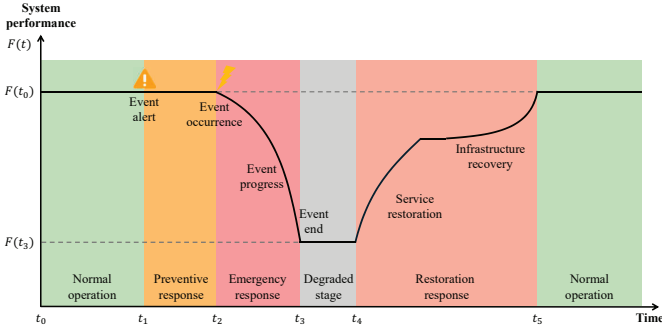


Fig. 4. The system performance during the whole process of HMES operation

where θ denotes the uncertainty scenario index, ϱ_θ denotes the scenario probability, Φ_θ denotes the served weighted load of heating, cooling, electricity, gas, and hydrogen demands [68]–[70].

4) **WSLL**: In [36], Li *et al.* proposed a resilience metric in the emergency response stage for a hydrogen-penetrated multi-energy supply microgrid, which is the weighted sum of load loss (**WSLL**) related to electricity, heat, and gas, i.e.,

$$RM = \sum_t (\gamma L_t^e + \delta L_t^h + \epsilon L_t^g), \quad (4)$$

where γ , δ , and ϵ denote the weights related to electric load shedding, heat load shedding, and gas load shedding, respectively. L_t^e , L_t^h , and L_t^g are the quantities of electric load shedding, heat load shedding, and gas load shedding, respectively. When just electric load shedding is involved, **WSLL** is reduced to load loss (**LL**), which was adopted in many works [63].

5) **CRI**: Note that the above indexes mainly focus on load loss, restored load, or served load ratio, they neglect the temporal performance that load can be restored. To overcome the challenge, Zhao *et al.* proposed a comprehensive resilience index (**CRI**) to reflect the temporal performance and system overall performance [38], i.e.,

$$RM = \beta R_0(t_5) + (1 - \beta) R_1(t_5), \quad (5)$$

$$R_{\sigma}(t_5) = \frac{\int_{t_2}^{t_5} F(t)^\sigma [F(t) > F^{\min}] dt}{\int_{t_2}^{t_5} F(t)^\sigma dt}, \quad (6)$$

where t_2 and t_5 denote the event happening time and full recovery time as shown in Fig. 3, F^{\min} denotes the minimum system performance requirement, and $[F(t) > F^{\min}] = 1$ if $F(t) > F^{\min}$. Otherwise, $[F(t) > F^{\min}] = 0$. Thus, $R_0(t_5)$ can reflect the time ratio that can satisfy the minimum system performance requirement, and $R_1(t_5)$ can reflect the overall service performance.

Summary: Although many metrics are widely used, how to select a proper resilience metric is still an open issue [23]. For example, since adopting MHERs in the preventive response stage means higher temporary deployment costs (e.g., hydrogen procurement cost and transportation cost) and lower system performance loss, there is a tradeoff between them. Thus, it is reasonable to consider economic operation cost and load loss simultaneously in the resilience metric.

IV. EVENT-ORIENTED CONTINGENCY MODELING IN HEMSS

Different HILP events would incur different types of contingencies. According to the stochasticity and contingency

TABLE III
SUMMARY OF WIDELY-USED RESILIENCE METRICS FOR HMES
OPERATIONS

Metrics	Definitions	References
LSR	Load served ratio	[59], [65], [66]
ELNS	Expected load not served	[39], [60], [61], [64], [67]
ERL	Expected restored load	[62], [68]–[70]
WSLL	Weighted sum of load loss	[32], [36], [71]–[73]
LL	Load loss	[41], [63], [33], [66], [74]–[78]
CRI	Comprehensive resilience index	[38]

type, existing contingency modeling could be classified into four types as shown in Fig. 5, i.e., deterministic single-type contingencies [38]–[40] [63] [66] [68] [69] [72] [73] [79] [80], deterministic multi-type contingencies [81], stochastic single-type contingencies [32] [33] [34] [35] [60] [61] [67] [65] [76] [82]–[84] [85], and stochastic multi-type contingencies [19] [21] [31] [36]. Since deterministic contingencies can not represent the uncertain characteristics of HILP events, this paper mainly focuses on stochastic contingencies.

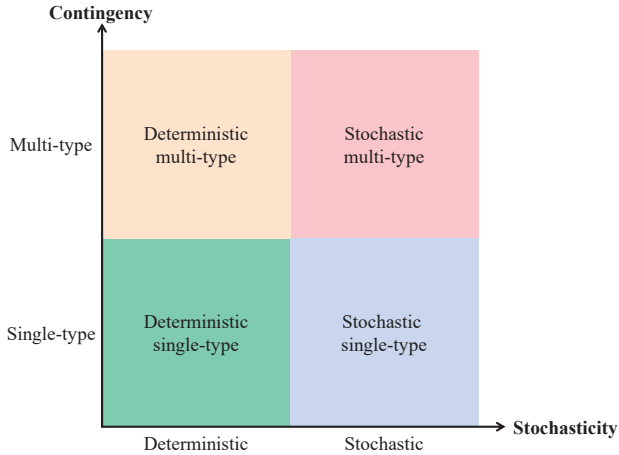


Fig. 5. The classification of event-oriented contingency modeling

A. Stochastic Single-type Contingency

1) *Main grid disconnection model*: There are two types of main grid disconnection models, i.e., the $T - \tau$ criterion emergency islanding model and the stochastic grid outage model. The former is widely used for the microgrid islanding model, which means that a microgrid can operate in an islanding mode for continuous τ periods that could occur at any period of scheduling horizon T , which can be described by [82]

$$y_{h,t} = 0, \forall t \in [h : \min(T, h + \tau - 1)], \quad (7)$$

$$\sum_{t \in [\gamma:T]} y_{h,t} = T - \gamma - \tau + 1, h = \gamma, \quad (8)$$

where γ denotes the current scheduling slot, $y_{h,t}$ denotes the connection state between a microgrid and the main grid at slot t under the emergency islanding scenario h . $h = r$ denotes the scenario h with starting disconnection slot γ . When $y_{h,t} = 1$, it means that the microgrid is connected to the

main grid at slot t under the scenario h . Otherwise, $y_{h,t} = 0$. The stochastic grid outage model is used to generate main grid power outage scenarios with different starting times and ending times according to a given random distribution [67]. Compared with the $T - \tau$ criterion emergency islanding model, the stochastic grid outage model can generate power outage profiles with different durations, instead of a constant duration.

2) *Transmission line fault model*: The transmission line failure model is used to generate a large number of line failure scenarios, where each scenario consists of combinations of all random line states [83]. To be specific, when the randomly generated values are smaller than the corresponding line failure probability, the considered line is broken. Otherwise, the considered line is still in a normal state. As shown in [84], the failure probability of line z can be described by

$$P_k = 1 - (1 - P_0)^{l_z}, \quad (9)$$

where P_0 denotes the failure probability of unit length transmission line and l_z denotes the length of line z . Note that P_0 is the function of attributes of ice disasters, e.g., ice load and wind speed. In addition, the $N - k$ line contingency model is adopted in many existing works. To be specific, let $v_{i,j}$ be the connection state of line (i, j) , which is a binary variable. Moreover, $v_{i,j} = 1$ if the line (i, j) operates under normal state, and $v_{i,j} = 0$ if it is damaged. Then, we have $\sum_{(i,j) \in \mathcal{L}} (1 - v_{i,j}) \leq k$. Note that such a model is considered in many existing works [33] [65].

When the starting period is considered, the $N - k$ contingency model can be reformulated as follows, i.e.,

$$\sum_{(i,j) \in \mathcal{L}} (1 - v_{i,j}) \leq k, \sum_{t \in \mathbf{T}} \varepsilon_t \leq 1, \quad (10)$$

where $\varepsilon_t = 1$ means that the contingency begins at period t , and $\mathbf{T} = \{1, 2, \dots, 24\}$ [34].

Since many extreme events have spatial features (e.g., typhoons), a location-aware line outage uncertainty model can be adopted, e.g., a line outage uncertainty set under a typhoon scenario s can be defined by [32]

$$\mathbb{U}_s = \left\{ \boldsymbol{\vartheta}_s \mid K_s \geq \sum_{\{i,j\} \in \Omega_{\text{PLrisk}}} (\nu_{i,j} - \vartheta_{i,j}) \right\}, \forall s \in \mathcal{S}, \quad (11)$$

where $\nu_{i,j} = 1$ if $\{i, j\} \in \Omega_{\text{PLrisk}}$; $\vartheta_{i,j} = 0$ indicating the line outage, while $\vartheta_{i,j} = 1$ means that there is no line outage; K_s denotes the allowable maximum number of line outages; $\boldsymbol{\vartheta}_s = (\vartheta_{i,j})_{\{i,j\} \in \Omega_{\text{PLrisk}}}$.

3) *Hydrogen pipeline fault model*: According to [86], the dynamic probability model related to hydrogen pipeline faults can be described by a lognormal cumulative distribution function $\psi(\cdot)$ as follows,

$$\Pr_{m,n,k,t} = \psi \left(\frac{\ln(\zeta_{m,n,k} \sum_{\tau \leq t} r_{m,n,k,\tau})}{\chi_{m,n,k}} \right), \quad (12)$$

where $r_{m,n,k,\tau}$ denotes the rainfalls suffered by the segment k of hydrogen pipeline mn at slot τ , $\zeta_{m,n,k}$ and $\chi_{m,n,k}$ are two parameters estimated from empirical data. Then, the failure probability of the hydrogen pipeline mn at slot t is give by

$$\Pr_{m,n,t} = 1 - \prod_{k=1}^{N_s} (1 - \Pr_{m,n,k,t}), \quad (13)$$

where N_s is the number of segments in hydrogen pipeline mn .

4) *Single-type device impact model*: Device fragility models related to poles and towers, insulators, transformers, and photovoltaic panels under extreme weather can be calculated according to the related physical parameters. More details could be found in [35] [76] [85]. For example, photovoltaic panel icing has a large impact on the intensity of insolation, which can lead to a decrease in photovoltaic generation power. Let P_t^{fault} be the maximum generation output when panels experience freezing rain disaster at slot t . Then, we have [35]

$$P_t^{\text{fault}} = \Gamma\left(G \exp\left(-\frac{1.5\rho_{\text{fz}}H_t^{\text{PV}}}{\rho_{\text{ic}}r_{\text{ef}}}\right)\right), \quad (14)$$

where $\Gamma(\cdot)$ denotes a function; G is the insolation intensity on the surface of the ice cover; ρ_{fz} and ρ_{ic} are the intensities of freezing rain and ice, respectively; r_{ef} denotes the effective grain radius; H_t^{PV} denotes the ice thickness on the panel surface.

B. Stochastic Multi-type Contingency

1) *Multi-device fault model*: Multi-device fault model was adopted in [31] to capture the uncertain contingencies of electrolyzer units, fuel cells, and gas turbine units caused by disastrous events. Let N_g be the minimum number of components under normal operation. Then, the multi-device fault model can be described by an uncertainty contingency set as follows,

$$\Omega = \{\mathbf{u} \mid \sum_e u_{\text{EL},e} + \sum_f u_{\text{FC},f} + u_{\text{GT}} \geq N_g\}, \quad (15)$$

where $\mathbf{u} = u_{\text{EL},e}, u_{\text{FC},e}, u_{\text{GT}}$. Moreover, $u_{\text{EL},e}, u_{\text{FC},e}, u_{\text{GT}}$ are binary variables related to electrolyzers, fuel cells, and a gas turbine, respectively. When there is a fault in a component, the corresponding value is zero. Otherwise, its value is one. Similar to the above multi-device fault model, $N - k$ contingency model was considered in [19] for the stochastic failures of critical components (e.g., fuel cell stacks).

2) *Temporal-spatial Destructive Model*: In [36], a temporal-spatial destructive model was adopted to describe the contingencies of electricity/gas/heat networks under the impact of the hurricane, which is varying and highly related to spatial locations of components in electricity/gas/heat networks. Firstly, the grid division method is used to describe the damage of hurricanes at slot t . Specifically, a three-dimensional matrix $G_{\text{state}}^{r,c,t}$ is constructed and its element is equal to one if the rectangle area with location (r, c) belongs to the hurricane area at slot t . Otherwise, its element is equal to zero. Secondly, a two-dimensional matrix $G_{\text{loc}}^{r,c}$ is created to describe which components belong to the rectangle area (r, c) . Based on the above matrixes, the damaged level could be obtained. Continually, a node export ability in the network can be calculated by the percentage of survival paths from all energy sources to the current node.

Summary: Compared with stochastic single-type contingencies, stochastic multi-type contingency modeling has a stronger representation ability. Even so, the multi-device fault model still cannot capture the dynamics of contingencies related to extreme events, since the sequences and starting times of fault appearances are not considered. In fact, extreme

events (e.g., hurricanes and floods) have temporal and spatial attributes, which may lead to multi-type contingencies with different sequences and starting times. In addition, some cascading contingencies incurred by cyber-physical attacks are not considered in existing works [87].

V. RESILIENCE-ORIENTED HYDROGEN-RELATED PLANNING ENHANCEMENT MEASURES FOR HMESS

In the stage of planning, many hydrogen resources will be deployed permanently to enhance the HMESS resilience, such as HESSs, HRSSs, FCEBs, FC-driven CCHP, and hydrogen-related production facilities. According to the types of investment-related hydrogen resources, existing works can be generally classified into two types, i.e., single-type hydrogen facilities and multi-type hydrogen facilities. In the following parts, related works will be introduced in detail.

A. Single-type Hydrogen Facilities

Many resilience-oriented planning methods have been developed by deciding the capacity, location, and quantity of HESSs or HRSSs. For example, Yan *et al.* [81] proposed a resilient planning method for power systems to decide battery energy storage systems (BESS) and HESS capacities against heatwave events. Firstly, the impact model of heatwave events on the power demand and photovoltaic generation was developed. Then, a total cost minimization problem was formulated with the consideration of the daily investment cost, operation/maintenance cost, fuel cost, power curtailment penalty cost, and so on. Finally, CPLEX was adopted to solve the formulated problem. The proposed planning method can combine the advantages of BESS and HESS, i.e., HESS was adopted for long-term storage before heatwave events happen, and BESS is responsible for short-term intra-day power balance. During the heatwave events, HESS adopted a discharging strategy to relieve the negative impact of heatwave events. Similarly, Zhao *et al.* [38] investigated a resilient planning problem to decide the photovoltaic panels, HESS, and BESS capacities for a hydrogen-integrated airport energy system considering main grid power outages incurred by extreme events. To achieve the above aim, a planning method was proposed to minimize the total economic cost that consists of the capital cost, operational cost, and carbon emission cost. Simulation results showed that the comprehensive resilience index can increase by 18% when the hydrogen-penetration ratio in the airport energy system increases from 20% to 40%. In [88], Qu *et al.* investigated a tri-level robust planning problem for enhancing the resilience of distribution networks considering deterministic line faults. The optimization objective is to minimize the weighted sum of annual investment cost and annual load shedding cost, and decision variables of the first-level problem are the locations, quantities, and capacities of hydrogen microgrids and soft open points. To generate the stochastic line fault scenarios, a multi-type natural disaster model was developed. To solve the formulated tri-level MILP problem, a mixed-integer L-shaped method was proposed. Simulation results indicated that cooperative planning of hydrogen microgrids and soft

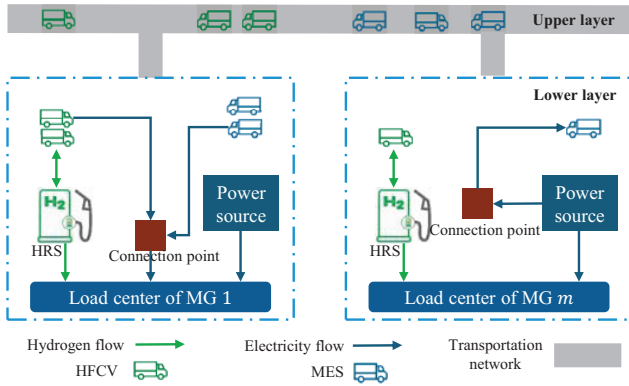


Fig. 6. The framework of two-stage resilience planning method

open points can significantly enhance the resilience of the distribution network and reduce load shedding by 68.4%.

In the above works, the deterministic effects of extreme events were considered. In practice, those effects may be stochastic. For example, Gao *et al.* [83] proposed a two-stage resilience planning method for an integrated electricity-gas energy system with the consideration of stochastic line fault impacts incurred by typhoons. As shown in Fig. 6, the first stage solves the investment decision problem to decide the locations and capacities of HRSs and gas-fired distributed generators under the given quantity constraints. The second stage solves the system operation optimization problem in all fault scenarios, which are generated based on the Monte Carlo method and line fragile probability models under typhoons. The decision variables are upstream purchase, electric/gas load shedding, fuel cell generation, and gas-fired distributed generation. Finally, a single-level MISOCP problem is formulated to minimize the sum of investment cost and expected operation cost and solved by the Gurobi solver. Simulation results showed that the proposed planning method can reduce the total cost compared to other four baselines by 6.36%-50.54%, which focus on only resilience (load shedding), only investment economics, only HRS planning, and only gas-fired distributed generators.

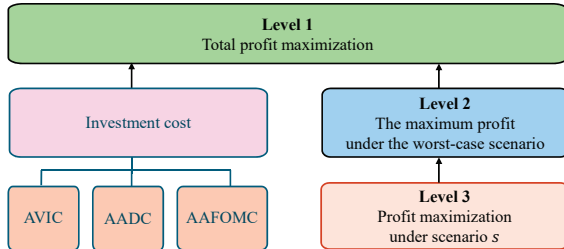


Fig. 7. The framework of the tri-level robust planning method

Although uncertain fault models are considered in [83], they did not consider the parameter uncertainties in load and renewable generation. In [89], Oh *et al.* proposed a two-level resilient planning approach for gas-electric-based multi-energy systems, including a microgrid, when $N - k$ contingencies are considered. The upper level intends to minimize the total cost of the microgrid by deciding the capacity, location,

and quantity of each component (e.g., distributed generators, BESSs, HESSs, wind turbines, photovoltaic panels). The lower level intends to maximize the restored load. Simulation results showed that the proposed approach can enhance the system's resilience by the adoption of the microgrid and reduce expected electric load loss by 30%-34%. In [31], Gu *et al.* proposed a tri-level planning method to determine the capacities of HESSs and gas turbines for an electricity-hydrogen island energy system while taking the uncertainties of wind power, electric load, and line faults into consideration. As shown in Fig. 7, three levels could be identified. Note that levels 2 and 3 intend to maximize the profit under the worst-case scenario, while level 1 intends to maximize the sum of the maximum profit obtained from level 2 minus the investment cost, which consists of the annual average investment cost (AAIC), the annual average depreciation cost (AADC), and the annual average fixed operation and maintenance cost (AAFOMC). To achieve the above aim, a max-min-max tri-level problem was formulated under different representative days. Finally, a nested C&CG algorithm was adopted to solve the formulated problem. Compared with the case that only considers worst-case contingency, the proposed planning method can reduce load shedding by 86%.

Although stochastic effects of an event have been considered in the above-mentioned works, they neglect the event uncertainty. For example, when typhoons are considered in the resilient planning of an MHES, there are many possible scenarios related to typhoon spatial distributions, and stochastic effects under each scenario are incurred. As shown in Fig. 8, line outages within the high-risk areas (e.g., high wind speed areas) under a typhoon scenario may happen. By taking event uncertainty into consideration, Wen *et al.* proposed a tri-level planning method for a hydrogen-electricity integrated energy system [32]. To be specific, a Wasserstein generative adversarial network with a gradient penalty-based method was presented to generate the typical typhoon scenarios. Then, spectral clustering was adopted to reduce typhoon scenarios. Next, a tri-level optimization problem was formulated, where the upper level intends to decide the investment decisions related to power line hardening and H2P facilities, the middle level intends to find the worst-case line outage event under each typhoon scenario, while the lower level intends to minimize the weighted sum of load shedding related to power demand and hydrogen demand under each line outage event. The above tri-level problem was finally solved by nested C&CG with a progressive hedging algorithm. Simulation results indicated that the proposed planning method can reduce load shedding by 95.7% compared with existing uncertain planning methods.

B. Multi-type Hydrogen Facilities

To maximize the potential of utilizing hydrogen-related facilities against extreme events, multi-type hydrogen facilities could be considered. For example, Liu *et al.* proposed a hydrogen pipeline hardening and HESS allocation strategy to improve the resilience of the electric-hydrogen network against extreme weather [86]. A two-stage MISOCP problem was formulated to minimize the maximum load shedding under

TABLE IV
SUMMARY OF PLANNING METHODS FOR HMES RESILIENCE ENHANCEMENT (× MEANS NON-AVAILABLE)

Ref.	Object	Events and contingencies	Hydrogen facility investment decisions	Demand types	Parameter/event uncertainty	Optimization objectives	Problem types, solving methods
[81]	Power systems based on HESSs	Deterministic impacts caused by heatwave events	HESS (capacity)	Electricity	×	Minimizing the total cost	Single-level deterministic MILP, CPLEX
[38]	Hydrogen-integrated airport energy system	Insufficient power supply capacity caused by extreme events	HESS (capacity)	Electricity, hydrogen	×	Minimizing the overall economic cost	Single-level deterministic MILP, N/A
[88]	Hydrogen microgrids	Deterministic line outages by natural disasters	HESS (capacity, location, quantity)	Electricity	×	Minimizing the total cost, maximum value in the third level, minimizing load shedding cost by performing the fewest switching times	Tri-level MILP, mixed-integer L-shaped method
[83]	Integrated electricity-gas energy system with HRSs	Stochastic line outages incurred by typhoons	HRS (capacity, location, quantity)	Electricity, gas	×	Minimizing the sum of investment cost and expected operation cost, minimizing operation costs under scenarios	Two-stage MISOCP, Gurobi
[89]	Gas-electric-hydrogen microgrids	$N - k$ contingencies caused by extreme events	HESS (location, quantity)	Electricity, heat	×	Minimizing the total cost, maximizing load restoration	Two-level MILP, CPLEX
[31]	Electricity-hydrogen island energy system	Stochastic multi-device failures and power interruptions during extreme events	HESS (capacity)	Electricity, hydrogen	Representative days related to wind power and electric load	Maximizing the total profit, minimum value in the third level, maximizing profit minus load shedding cost	Tri-level MILP, nested C&CG
[32]	Electricity-hydrogen integrated energy system	Stochastic line outages incurred by typhoons	H2P (capacity, location, quantity)	Electricity, hydrogen	Typhoon scenario	Minimizing investment cost and expected worst-case system cost, find the worse-case line outage event under scenario s , minimizing the system cost under the typhoon scenario s	Tri-level stochastic robust optimization problem, nested C&CG with progressive hedging algorithm
[86]	Electricity-hydrogen distribution networks	Stochastic power line and hydrogen pipeline contingencies caused by extreme weather	Hydrogen pipeline hardening, HESS (capacity)	Electricity, hydrogen	×	Minimizing the maximum load shedding under the worst-case scenario, minimizing load shedding	Two-stage MISOCP, C&CG algorithm
[34]	Hydrogen-based microgrids and hydrogen fuel cell bus	$N - k$ line contingencies incurred by extreme weather	HRS and hydrogen fuel cell electric bus (capacity, location, quantity)	Electricity, hydrogen	×	Maximizing profit, minimum value of maximized load restoration, maximizing load restoration	Tri-level MILP, nested C&CG
[90]	Integrated gas and electricity systems with HESSs	Two kinds of deterministic extreme weather events	HESS, hydrogen production facilities (capacity, location)	Electricity, heating	Representative days related to electric load and hydrogen load	Minimizing the total cost	Deterministic single-level MINLP, Xpress-IVs mmlp module
[19]	Hydrogen-based microgrids	$N - k$ stochastic device failure caused by disastrous events	HESS, hydrogen-driven CCHP, SHS (capacity, location, quantity)	Electricity, heating, cooling	Representative days related to supply-demand	Minimizing the total cost, minimizing the operation cost	Two-stage stochastic MINLP, dual cutting-plane decomposition algorithm

TABLE V
SUMMARY OF RESILIENCE-ORIENTED PLANNING FRAMEWORK FOR HMESS AND CONSIDERED UNCERTAINTIES

Framework	Problem formulation types	Representative reference	Event uncertainty	Contingency uncertainty	Parameter uncertainty
Single-level deterministic programming	$\min \{C_1 + \sum_t C_{2,t}\}$	[38]	×	×	×
Bi-level programming	$\min C_1; \min C_{2,t}$	[89]	×	✓	×
Two-stage stochastic programming	$\min \{C_1 + \sum_{\omega} \Pr_{\omega} C_{2,\omega}\}$	[19]	×	✓	✓
Tri-level robust programming	$\min \{C_1 + \max_{\omega} \min_{\xi} C_{2,\omega,\xi}\}$	[31]	×	✓	✓
Tri-level stochastic robust programming	$\min \{C_1 + \sum_s \pi_s \max_{\varphi_s} \min_{\varsigma_s} C_{2,s}\}$	[32]	✓	✓	×

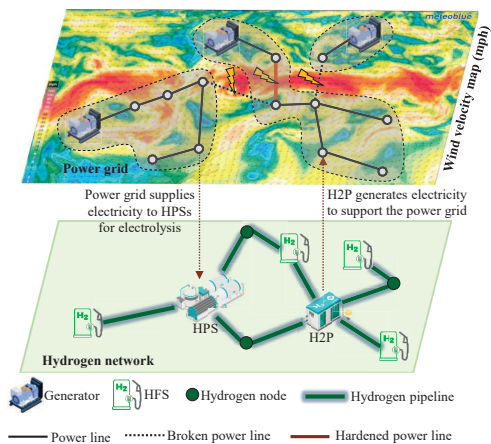


Fig. 8. Illustration of line outages in an electricity-hydrogen integrated energy system under typhoons

a worst-case scenario. Simulation results indicated that the proposed strategy can minimize load shedding and control hydrogen pipeline leakage risk. Dong *et al.* [34] proposed a co-planning method for hydrogen-based microgrids and fuel-cell bus operation centers to decide the capacity, location, and quantity of HRS and FCEB considering stochastic line outages incurred by extreme weather events. Note that the proposed planning method is based on a nested C&CG algorithm, which can solve the formulated max – min – max problem efficiently. However, parameter uncertainties have been neglected in [34]. Similarly, Ameli *et al.* [90] proposed a resilient planning method to decide the capacity and location of HESS and hydrogen production facilities for integrated gas and electricity systems with HESSs considering deterministic scenarios under extreme weather events. Different from the above studies, Shao *et al.* [19] proposed a planning method to decide the capacity, location, and quantity of HESS, CCHP, and SHS in hydrogen-based microgrids with the consideration of uncertainties related to power supply, load demand, and device failure caused by disastrous events. The framework of the proposed planning method is shown in Fig. 9, where data sources related to renewable energy sources, load demand, and device failure are first prepared. Then, scenarios used for planning are generated, which consist of normal scenarios and emergency scenarios. Next, a two-stage risk-constrained

stochastic optimization framework is adopted for problem formulation, where the investment decision stage belongs to the first stage, and the operation stage belongs to the second stage. After the investment plan is determined, it will be transmitted to the second stage. According to the generated scenarios, the corresponding normal-status operation or on-emergency operation is carried out, and the resulting performance metrics are used for the adjustment of the investment plan of the first stage. Note that risk constraints are considered to reduce the conservatism of the investment plan. Simulation results indicated that the proposed planning method can implement flexible tradeoff between economics and resilience.

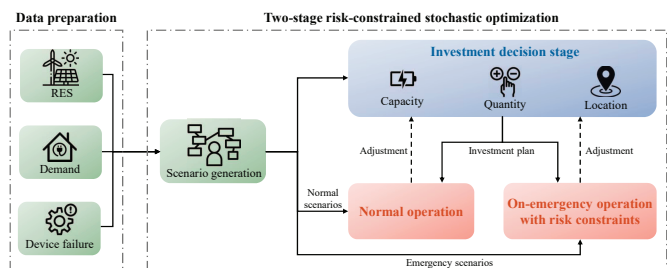


Fig. 9. The framework of the two-stage planning method

Summary: To show the differences of existing works more clearly, their main features are summarized in Table IV. It can be observed that most existing works neglected parameter uncertainties related to power generation and load demand. Uncertainties related to system parameters were just considered in four works, and all works did not consider three kinds of uncertainties simultaneously, e.g., extreme event uncertainty, event-incurred contingency uncertainty, and system parameter uncertainty. Moreover, when more complex HMESSs are considered (e.g., electricity-hydrogen-gas systems), the number of decisions related to different components becomes larger. Consequently, the formulated problems have more complex forms, e.g., MISOCP and MINLP. Although just hydrogen-related facilities are mentioned in the table, the cooperation among hydrogen-related facilities and other components (e.g., BESS, gas-fired distributed generation, and soft open point) is very necessary for enhancing the system resilience. In addition, there are five kinds of modeling frameworks, i.e., single-level deterministic programming, bi-level programming, two-stage

stochastic programming, three-level robust programming, and three-level stochastic robust programming. The summary of five frameworks and representative works can be observed in Table V, where three kinds of uncertainties considered in the representative references can be identified. In the second column of Table V, problem formulation types are provided, where C_1 is related to the investment cost and C_2 is related to operation cost. According to the considered uncertainties, C_2 has different expressions. More details could be observed in the representative references. Finally, the above works mainly focus on simultaneous line outages and/or device faults incurred by natural extreme events, while cascading faults are seldom considered [91].

VI. RESILIENCE-ORIENTED HYDROGEN-RELATED OPERATION MEASURES FOR HMESS

As mentioned above, three types of HMESS operation response stages under extreme events are involved. According to the measures adopted in the above-mentioned three stages, existing works can be divided into two types, i.e., single-stage operation strategy and multi-stage operation strategy. The former means that the designed strategy is involved in one operational stage, while the latter means that the designed strategy is involved in multiple operational stages. In the following parts, the related works are introduced in detail.

A. Single-stage operation strategy

Many single-stage operation strategies have been developed in existing works. For example, Sharifpour *et al.* [74] proposed a preventive response strategy for a networked microgrid by integrating HESSs and demand response programs, which encourages replenishing HESSs and restricting non-essential loads before the impending main grid power outages incurred by extreme events. Similarly, Shahbazbegian *et al.* [73] proposed a preventive response approach to optimize operation cost and resilience metrics (e.g., electricity purchasing quantity, hydrogen tank level, and power loss) related to a microgrid with power-to-hydrogen systems when line outages caused by extreme events are considered. Although some advances have been made, the above methods assume that the future event attributes (e.g., power outage duration and starting time) are known. Moreover, parameter uncertainties related to load and renewable generation were neglected. To overcome such challenges, many preventive response strategies are designed with the consideration of uncertainty modeling [67] [39]. For example, in [67], Yuan *et al.* proposed a risk-constrained day-ahead preventive response method for photovoltaic-penetrated power distribution networks equipped with power-to-hydrogen systems based on two-stage stochastic programming considering uncertainties in wind speed, solar radiation, active and reactive loads. Liu *et al.* [39] proposed a resilient day-ahead scheduling method for power distribution networks in the presence of uncertainties in renewable output, active/reactive demands, and disaster duration, which intends to prepare HRSs for electricity generation during power outage emergencies. In [40], Zhao *et al.* proposed a robust hydrogen-penetrated formation strategy against emergent power outages caused by

extreme events with the help of HRSs and hydrogen transit while taking uncertainties in load and hydrogen demands, renewable generators, and temporal distances between HRSs into consideration.

When extreme events happen, an emergency response can be adopted to minimize load shedding in existing works. For example, Zhu *et al.* [41] developed an operation strategy for the integrated electricity-natural gas system by utilizing hydrogen-enriched compressed natural gas to generate electricity during emergent power outages. In [36], Li *et al.* proposed an emergency scheduling method for a hydrogen-based multi-energy supply microgrid by utilizing mobile hydrogen storage during the event of hurricanes. The key idea of the proposed scheduling method is illustrated in Fig. 10, where four steps could be identified. Firstly, the multi-energy network supply ability is estimated based on the developed temporal-spatial destructive model. Then, according to the accepted waiting time related to hydrogen energy delivery from the hydrogen company, the optimal traffic flow and the maximum mobile hydrogen energy are decided. Next, mobile hydrogen energy is delivered through the transportation network. Finally, based on the above information, a load shedding minimization-based scheduling method is designed. Simulation results showed that delivering mobile hydrogen tanks to the end-user microgrid can reduce heat load shedding and electric load shedding effectively.

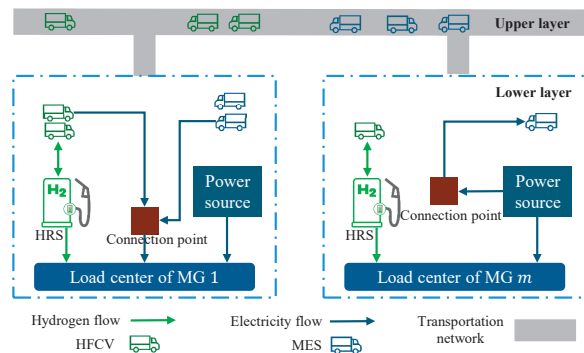


Fig. 10. The key idea of the proposed scheduling method for the hydrogen-based multi-energy supply microgrid

After the extreme events, some measures related to system topologies or resources could be adopted to restore load. For example, Zhu *et al.* [68] developed a resilience-oriented service restoration strategy for a power-hydrogen distribution system by taking some measures, e.g., network topology reconfiguration, scheduling of dispatchable generators (DGs) and HESSs, and load prioritization. Similarly, Afsari *et al.* [62] proposed a service restoration strategy for microgrids with hydrogen storage based on network topology reconfiguration and the coordination of HESSs and hydrogen-based micro-gas turbines. In [63], Xie *et al.* proposed a scheduling method to dispatch hydrogen storage systems and hydrogen vehicles within hydrogen-penetrated distribution systems so as to minimize load power losses and economic costs. In [69], Su *et al.* proposed a restoration strategy for hydrogen-accommodated microgrids based on a two-stage stochastic

programming framework, where the location allocation of mobile wind turbines is decided in the first stage according to the shortest-path information in the transportation network considering uncertainties in wind generation. Then, the expected costs of power outages will be minimized by scheduling mobile wind turbines and HESSs in microgrids jointly. In [64], Zhao *et al.* proposed a two-level restoration strategy for a distribution network with HRSs. As shown in Fig. 11, the distribution system operator schedules mobile energy sources (i.e., MESs and HFCVs) to minimize the power imbalance among microgrids and reduce the unserved load in the upper level. Then, based on the allocation results, a microgrid energy management strategy is designed to minimize the system operation cost of each microgrid. Simulation results showed that the coordination of mobile energy sources and HFCVs can reduce the power imbalance and improve the self-healing ability of hydrogen-electricity systems.

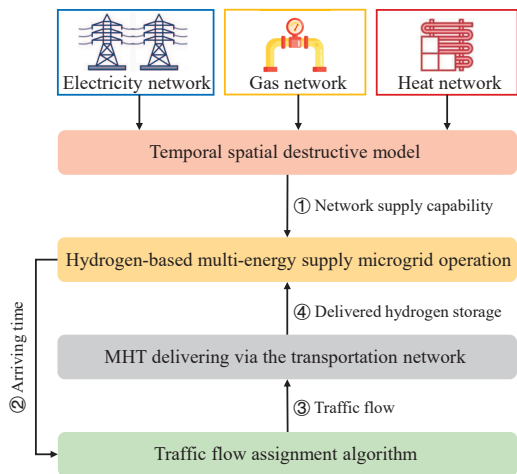


Fig. 11. The framework of the two-level restoration strategy for a distribution network with HRSs

B. Multi-stage operation strategy

Although the above single-stage operation strategies can enhance HMES resilience, they cannot implement the coordination between different stages. To this end, some multi-stage operation strategies for HMESs have been proposed. For example, Haggi *et al.* proposed a proactive rolling horizon optimization-based method for hydrogen systems to enhance the power system resilience [66], which can implement the seamless switching between normal and emergency modes. Under normal mode, hydrogen systems assist the power grid by acting as a load. Once the extreme event time is known based on the forecast, the hydrogen tank is filled to make preparation for emergency mode. In [75], Liu *et al.* developed a risk-averse receding horizon optimization method to support the proactive and emergency operation of the industrial park based on integrated hydrogen-electricity-heat microgrids, where the measure of proactive operation includes increasing the reserve capacity of FCs and that of emergency operation is to reschedule components for the electricity and heat load survivability. In [71], Wang *et al.* proposed a rolling dispatch method to enhance the resilience of hydrogen-penetrated

Antarctic energy systems under extreme weather. The framework of the rolling dispatch method can be observed in Fig. 12, where three stages could be identified, i.e., normal scheduling, alert scheduling, and emergency scheduling. Moreover, the above-mentioned stages will transfer from one to another according to different event states. To be specific, when the extreme event information is known based on forecasting techniques at slot $t + s$, the normal scheduling stage with horizon length h will transfer to the alert scheduling stage with rolling horizon length $h + \tau$. Here, τ is the extreme event duration. When the event beginning is detected, the alert scheduling stage will transfer to the emergency scheduling stage with a rolling horizon length τ . Once the event ending is detected, the alert scheduling stage will transfer to the normal scheduling stage. Since the function of alert scheduling is similar to that of preventive response (i.e., making preparation for emergency response), their roles are regarded as equivalent in Table VI. Similar rolling horizon optimization-based methods considering economic operation, proactive preparation, and emergency operation can be observed in [78].

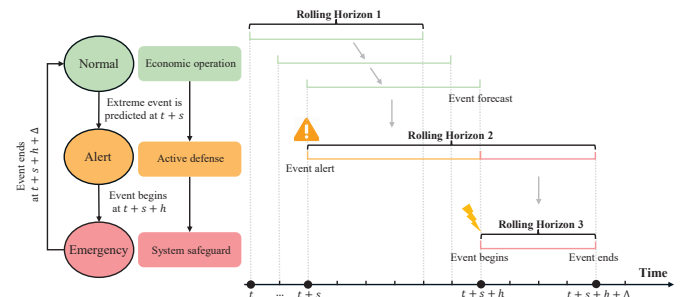


Fig. 12. The framework of the rolling dispatch method with alert mechanism

Different from the above works, some studies considered the use of mobile hydrogen energy sources for multi-stage operation. For example, Cai *et al.* [60] proposed a preventive response strategy to decide the location of mobile batteries in hydrogen fuel station-integrated power systems considering the uncertainties of failed transmission lines, their failure, and repair times. In [61], Jordehi *et al.* considered using mobile energy sources and demand response programs to improve the resilience of the power system under extreme events. To be specific, the location of mobile energy sources was first decided considering the uncertainties in damaged lines, hurricane time, and repair time. Then, the joint scheduling of mobile energy sources, demand response programs, and energy hubs was conducted. In [65], Cao *et al.* investigated a resilient scheduling problem for electricity-hydrogen distribution networks considering line fault uncertainties. Then, a tri-level optimization-based scheduling strategy was proposed. The key idea of the proposed operation strategy is shown in Fig. 13, where two stages could be identified. In the preventive response stage, the locations of MHERs at different electricity-hydrogen nodes are decided. Then, the rerouting of MHERs with the help of the transportation network and network reconfiguration under the worst-case damage scenario are optimized jointly in the emergency response stage. Under guaranteed load survivability, the proposed scheduling

TABLE VI
SUMMARY OF OPERATION MEASURES FOR HMES RESILIENCE ENHANCEMENT (× MEANS NON-AVAILABLE)

Ref.	Events	Uncertainties	Demand types	Operation stages	Operation objectives	Measure types
[74]	Main grid power outages caused by extreme events	×	Electricity	Preventive	Maximizing operation profit minus cost	Type-A
[73]	Line outages caused by extreme events	×	Electricity	Preventive	Minimizing operation cost minus profit; Minimizing the resilience-related indexes	Type-A
[67]	Main grid power outages caused by extreme events	Wind speed, solar radiation, active and reactive loads	Electricity, hydrogen	Preventive	Minimizing operation cost minus profit	Type-A
[39]	Main grid power outages caused by natural disaster	Active and reactive demands, disaster duration, and renewable generation	Electricity, hydrogen	Preventive	Minimizing operation cost	Type-A
[?]	Main grid power outages caused by extreme events	Load and hydrogen demands, renewable generators, temporal distances between HRSs	Electricity, hydrogen	Preventive	Minimizing operation cost	Type-B
[41]	Main grid power outages caused by extreme events	×	Electricity, gas	Emergency	Minimizing load shedding costs of electricity and gas	Type-E
[36]	Network component failures caused by hurricanes	×	Electricity, gas, heat	Emergency	Minimizing load shedding of electricity, heat, and gas	Type-F
[68]	Line outages caused by extreme events	×	Electricity, heat, hydrogen	Restoration	Maximizing the number of restored loads of electricity, heat, and hydrogen	Type-I
[62]	Line outages caused by Natural disasters	Load demand	Electricity	Restoration	Maximizing restored loads	Type-I
[63]	Line outages caused by typhoons	×	Electricity	Restoration	Minimizing load shedding and scheduling costs minus profits of load recovery	Type-H
[69]	Line outages caused by extreme weather events	Wind forecast	Electricity	Restoration	Minimizing transportation costs and the expected power outage costs	Type-G
[64]	Line outages caused by extreme events	Renewable outputs, electric and thermal loads	Electricity, heat, hydrogen	Restoration	Minimizing power imbalances in microgrids; Minimizing operation costs in each microgrid	Type-H
[66]	Line outages caused by extreme events	×	Electricity, hydrogen	Preventive	Minimizing operation cost	Type-A
[75]	Critical component contingencies caused by extreme events	Network contingencies	Electricity, heat	Preventive, emergency	Minimizing the loss of load curtailment and economical expenses	Type-A, Type-D
[78]	Power outages and wind power plant contingencies caused by hurricanes	Extreme event starting time	Electricity, heat, hydrogen	Preventive, emergency	Minimizing operation costs; Minimizing load shedding costs	Type-A, Type-D
[71]	Outage of renewable energy units by extreme weather events	Renewable energy	Electricity, heat	Preventive, emergency	Minimizing operation costs; Minimizing load shedding costs	Type-A, Type-D
[33]	Line outages caused by extreme weather	Line faults	Electricity	Preventive, emergency	Minimizing hydrogen purchasing costs; Minimizing operation costs under the worst scenario	Type-C, Type-E
[60]	Line outages caused by hurricane	Line faults	Electricity, hydrogen	Preventive, emergency	Minimizing linear weighted sum of ELNS of electricity and hydrogen	Type-C, Type-E
[61]	Line outages caused by hurricane	Damaged transmission lines, hurricane time, and repair time	Electricity, heat, hydrogen	Preventive, emergency	Minimizing the expected load shedding	Type-C, Type-E
[65]	Line outages caused by extreme events	Line faults	Electricity	Preventive, emergency	Minimizing fixed service cost of mobile equipment and transportation cost	Type-C, Type-E
[35]	Freezing rain disaster	Component fault, outputs of wind turbines and photovoltaic panels	Electricity, heating, cooling, hydrogen	Preventive, emergency	Minimizing operation cost and maximizing the stored energy level; Minimizing the multi-energy load shedding amount and the operating cost	Type-A, Type-D
[76]	Lines/equipment failures incurred by hurricanes	Lines/component failure probability	Electricity	Preventive, restoration	Minimizing the outage power loss; Minimizing operation cost	Type-C, Type-H
[70]	Lines/equipment failures incurred by extreme events	Load, renewable energy, and travelling time	Electricity, heat	Preventive, restoration	Maximizing the overall operating revenues minus operation costs	Type-C, Type-H

TABLE VII
REPRESENTATIVE HYDROGEN-RELATED OPERATION MEASURES FOR HMES RESILIENCE ENHANCEMENT

Stages	Measure types	General descriptions	Specific measures
Preventive	Type-A	HESS pre-charging	Replenish HESS prior to impending disruptions [74], increasing HESS level [73] [66], battery energy storage and heat storage devices are pre-charged [75]
	Type-B	HRS-based microgrid	Robust microgrid formulation considering HRSs [40]
	Type-C	MHER location allocation	HTT scheduling [33], allocating HRSs for electricity generation during emergencies [39], location allocation for MHERs [65], sizing and locating for EPSHVs [76]
Emergency	Type-D	HESS discharging	Discharging batteries and HESS [78], HESS and CHP work at maximum power [71], discharging HESS for serving HFCVs [35]
	Type-E	Natural gas pipeline-assisted hydrogen use	Utilizing hydrogen enriched natural gas for fuel support [41]
	Type-F	MHER scheduling	Delivering mobile hydrogen energy for critical load support [36], dynamic re-routing of MHERs [65]
Restoration	Type-G	Mobile hydrogen generation and storage	Combined operation of mobile wind turbines and HSSs [69]
	Type-H	MHER routing and scheduling	Hydrogen vehicle routing and dispatch [63], routing and scheduling EPSHVs [76]
	Type-I	HESS scheduling	Scheduling HESS with other components [70]

strategy can reduce unit reinforcement costs effectively. In [35], Chen *et al.* proposed a two-stage resilience enhancement method against the freezing rain disaster for the highway transportation energy system. In the first stage, preventive response is conducted to pre-charge storage systems (including heating ESS, cooling ESS, electric ESS, and HESS) so that stored energy could be discharged to satisfy the need of versatile demands during the emergency response stage. The optimization objective in this stage is to minimize economic operation costs and maximize the stored energy in all kinds of ESSs. In the second stage, emergency response is adopted to minimize multi-energy load shedding amount and operation cost. In addition to the combination of preventive response and emergency response, some studies considered the coordination of preventive response and restoration response. For example, Tang *et al.* proposed a sizing and location allocation strategy for electric emergency power supply vehicles (EPSVs) and hydrogen fuel cell EPSVs so as to achieve a balance between resilience and economics [76]. Yang *et al.* [33] proposed a two-stage robust operation strategy to decide the location and hydrogen weight of HTTs considering the uncertainties in line outages. Once the uncertain contingency is discovered, HTTs and HRSs will be scheduled to minimize load shedding of electricity and hydrogen demand.

Summary: For easy understanding of existing works related to resilient operation for HMESSs, we summarize their characteristics in Table V and list representative measures in each response stage in Table VII. It can be seen that hydrogen plays an important role in every response stage, such as pre-charging HESS in the preventive response stage, hydrogen for fuel support via natural gas pipeline in the emergency response stage, and scheduling MHERs in the restoration response stage. Moreover, existing works mainly focus on single-stage or two-stage operation methods. Few of them consider the coordination operation among three kinds of response stages. In addition, operation cost minimization is mainly considered in the preventive response stage, load shedding cost minimization is mainly considered in the emergency response stage, and restored load maximization is mainly considered in the restoration response stage. When

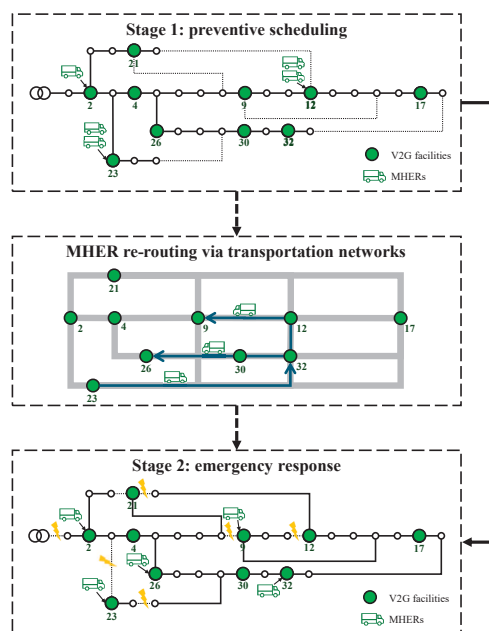


Fig. 13. The framework of resilient scheduling for electricity-hydrogen distribution networks

two stages are considered, operation cost minimization and load shedding cost minimization are two main optimization objectives. Finally, most existing works focus on line outages, while multi-type contingencies with sequential faults related to lines, equipment, and generators are seldom observed.

VII. RESEARCH GAPS

Although some advances have been made in existing works, several research gaps deserve to be investigated and more details are provided below.

A. Event-targeted Scenario Generation for Planning

In existing works on planning methods for the resilience enhancement of HMESSs, uncertainties related to system parameters (e.g., distributed generation output and versatile demands) are seldom considered, or just several representative

days are considered. In fact, the contingency duration incurred by an extreme event (e.g., extreme snow and freezing ice disasters) may last for several days [28] [92]. Thus, the representative day is not long enough to represent the contingency uncertainty. Moreover, when taking system parameters into consideration, their correlations should be considered to generate more representative and practical scenarios. For example, in some places, when heat demand is needed in winter, the corresponding cold demand may be not required. Similarly, when cold demand is needed in summer, the corresponding heat demand may be negligible [9]. In addition, extreme events generally have spatial features and their uncertainties should also be considered for scenario generation [32]. In summary, how to generate temporally-correlated and event-targeted scenarios for planning method design requires further investigation.

B. Dynamic Multi-Type Contingency Modeling under Compound Extreme Events

Most existing event-oriented contingency models focus on static, single-type faults, e.g., main grid power outages, simultaneous line failures, and simultaneous device failures. However, due to the coupling features of multi-energy systems, multi-type faults are more common under extreme events, e.g., simultaneous electrical network outages, natural gas network outages, and renewable generator failures [93]. In addition, with the progress of extreme events, the component failure probabilities may also change, e.g., with the increase of ice thickness, component failure probabilities under different time intervals are different [35]. Consequently, sequential multi-type failures may happen. Similarly, spatial dynamics of contingencies incurred by a hurricane could be observed in practice [36]. With the help of Internet of Things technologies, real-time meteorological data could be collected and used for dynamic multi-type contingency modeling [94]. In addition, when compound extreme events happen (e.g., typhoons, earthquakes, freezing ice disasters, and tropical-cyclone-blackout-heatwave hazards) [25], the resulting temporal and spatial dynamics of faults are more complex [95]. If such fault dynamics could be modeled accurately, more resilient operation strategies for HMESs could be designed.

C. Multi-network Coordination Planning and Operation

Most existing works mainly focus on enhancing the resilience of HMESs related to electricity demand and hydrogen demand. In fact, the same attention should be paid to providing heat demand and gas demand with high service quality under extreme events, since such demands may exceed 50% of total energy demand in a country [90], e.g., almost half of the energy demand in the U.K. is attributed to heat demand. When HMESs with versatile energy demands are considered, more strong couplings of power/gas/heat networks would be incurred. To manage such systems of systems efficiently, multi-network coordination is required. Moreover, enhancing the HMES resilience requires the use of many MHERs (e.g., HTTs, HFCVs, and HFCBs) and other mobile electric energy resources (e.g., mobile wind turbines and electric vehicles),

four-network (i.e., power/gas/heat/transportation networks) coordination in planning and operation deserves further investigation.

D. Flexible Resource-aware Joint Planning and Operation

Most resilience-oriented planning methods in existing works are designed based on robust optimization, which considers the worst-case scenario with the largest minimized operation cost during the operation stage. Since robust optimization typically achieves a very conservative decision [96], the above way may lead to over-investment in HMES facilities during the planning stage. A more reasonable way is to design planning methods considering mobile flexibility resource utilization in the preventive response stage, which can reduce load shedding in the emergency response stage significantly. The rationale for the design idea is that temporally scheduling costs (including renting costs and transportation costs) for mobile resources (e.g., HTTs, HFCVs, electric vehicles, and rail-based mobile energy storage [97]) are generally far smaller than permanent equipment investment costs [19] [33] [92]. In summary, flexible resource-aware joint planning and operation deserve further study.

E. Low-carbon and Resilient Planning and Operation

As mentioned in [98], low carbon and resilience are two important goals for future networks, including HMESs discussed in this paper. However, most existing works on the resilience enhancement of HMESs neglected the low carbon goal. In [38], the carbon emission cost was incorporated in the optimization objective of the planning problem related to a hydrogen-integrated airport energy system, which facilitates the reduction of system carbon emission. However, low-carbon is still not enough, since the final goal of energy systems is to implement net-zero carbon emission [2]. Thus, future planning and operation methods for HMESs should take both net-zero carbon and resilience into consideration. To achieve the above aim under uncertainties and multiple timescales, some advanced artificial intelligence methods could be adopted, such as multi-objective hierarchical deep reinforcement learning [99]–[102], which specializes in implementing multi-objective multi-timescale multi-stage optimization decisions under uncertainties.

F. LLM-assisted Multi-stage Coordination Operation

As shown in Table VI, MHERs can play important roles in three kinds of operation response stages. Moreover, MHERs deployed in the preventive response stage can affect the system's performance during the emergency response and restoration response stages. Thus, it is necessary to conduct the multi-response stage coordination operation. For example, to provide backup energy resources during emergency response and continue to support the load recovery in the restoration response, the optimal quantity of MHERs could be determined beforehand, which contributes to reducing the re-routing and scheduling delay of extra MHERs in the restoration response stage. To achieve the above aim, more extreme event information is required, such as event duration, starting time, intensity,

and affected spatial areas. Fortunately, with big data and artificial intelligence technologies, some prediction models were created, e.g., LLMs. As shown in [103] [104], LLMs could be utilized to implement the accurate prediction for hurricane events, e.g., the Pangu-Weather prediction model developed by Huawei can implement rapid and accurate forecasting of extreme weather events, such as typhoons within hours to days in advance. Therefore, with the help of LLMs, multi-response stage coordination operation may enhance HMES resilience.

VIII. CONCLUSIONS AND LESSONS LEARNED

Low carbon and resilience are two important objectives pursued by multi-energy systems. With the increasing penetration of hydrogen, low carbon could be achieved through intelligent planning and operation strategies. However, ensuring the resilient service of HMESs under extreme events requires careful investigation. In this article, we provided a comprehensive review of resilience enhancement measures for HMESs from the perspective of hydrogen-related planning and operation. Moreover, the definitions and metrics of HMES resilience, and the existing event-oriented contingency models are summarized. In addition, some insights for existing works and existing research gaps are outlined. The lessons learned in this paper can be summarized as follows. Firstly, hydrogen energy plays a critical role in planning and operation stages, e.g., HESS/HRSS coordinate with other equipment can enhance system resilience, allocating MHERs and pre-charging HESS during the preventive response stage, using hydrogen for fuel support via natural gas pipelines during the emergency response stage, and scheduling MHERs for load recovery during the restoration response stage. Secondly, event-oriented scenario generation methods and dynamic multi-type contingency modeling methods under compound extreme events deserve in-depth investigation to avoid over-investment in the planning and performance degradation in the operation, respectively. Thirdly, multi-network coordination and flexible resource coordination are necessary in the joint planning and operation method design. Finally, net-zero-carbon resilient planning methods are expected and LLM-assisted multi-stage coordination operation may increase HMES resilience.

REFERENCES

- [1] Y. Yu, G. Liu, Y. Huang, *et al.*, "A blockchain consensus mechanism for real-time regulation of renewable energy power systems," *Nature Communications*, vol. 15, no. 1, pp. 1-15, 2024.
- [2] International Energy Agency (IEA). World Energy Outlook 2024. [Online]. Available: <https://www.iea.org/reports/world-energy-outlook-2024>.
- [3] A. Gulagi, M. Ram, D. Bogdanov, *et al.*, "The role of renewables for rapid transitioning of the power sector across states in India," *Nature Communications*, vol. 13, no. 1, pp. 5499-5518, 2022.
- [4] S. Zhang, W. Chen, Q. Zhang, *et al.* "Targeting net-zero emissions while advancing other sustainable development goals in China," *Nature Sustainability*, vol. 7, no. 9, pp. 1107-1119, 2024.
- [5] S. Chen, J. Zhang, Z. Wei, H. Cheng, and S. Lv, "Towards renewable-dominated energy systems: Role of green hydrogen," *Journal of Modern Power Systems and Clean Energy*, vol. 12, no. 6, pp. 1697-1709, 2024.
- [6] L. Yu, D. Yue, Z. Chen, S. Zhang, Z. Xu and X. Guan, "Online operation optimization for hydrogen-based building energy systems under uncertainties," *IEEE Transactions on Smart Grid*, vol. 15, no. 5, pp. 4589-4601, 2024.
- [7] M. Yue, H. Lambert, E. Pahon, *et al.* "Hydrogen energy systems: A critical review of technologies, applications, trends and challenges," *Renewable and Sustainable Energy Reviews*, vol. 146, no. 111180, pp. 1-21, 2021.
- [8] M. Genovese, A. Schlter, E. Scionti, F. Piraino, O. Corigliano, and P. Fragiaco, "Power-to-hydrogen and hydrogen-to-X energy systems for the industry in Europe," *International Journal of Hydrogen Energy*, vol. 48, no. 44, pp. 16545-16568, 2023.
- [9] J. Liu, Z. Xu, J. Wu, K. Liu, and X. Guan, "Optimal planning of distributed hydrogen-based multi-energy systems," *Applied Energy*, vol. 281, no. 116107, pp. 1-12, 2021.
- [10] Y. Zhou, Q. Zhai, Z. Xu, L. Wu, and X. Guan, "Multi-stage adaptive stochastic-robust scheduling method with affine decision policies for hydrogen-based multi-energy microgrid," *IEEE Transactions on Smart Grid*, vol. 15, no. 3, pp. 2738-2750, May 2024.
- [11] M. Kamran, M. Turzyski, "Exploring hydrogen energy systems: A comprehensive review of technologies, applications, prevailing trends, and associated challenges," *Journal of Energy Storage*, vol. 96, no. 112601, pp. 1-31, 2024.
- [12] T. Le, P. Sharma, B. Bora, *et al.* "Fueling the future: A comprehensive review of hydrogen energy systems and their challenges," *International Journal of Hydrogen Energy*, vol. 54, pp. 791-816, 2024.
- [13] S. Evro, A. Oni, O. Tomomewo, "Carbon neutrality and hydrogen energy systems," *International Journal of Hydrogen Energy*, vol. 78, pp. 1449-1467, 2024.
- [14] W. Dong, C. Shao, C. Feng, Q. Zhou, Z. Bie, and X. Wang, "Cooperative operation of power and hydrogen energy systems with HFCV demand response," *IEEE Transactions on Industry Applications*, vol. 58, no. 2, pp. 2630-2639, 2022.
- [15] X. Dong, J. Wu, Z. Xu, K. Liu, X. Jian, and X. Guan, "Optimal coordination of hydrogen-enabled building energy systems considering thermal dynamics," *IEEE Transactions on Industry Applications*, vol. 60, no. 5, pp. 7824-7834, 2024.
- [16] L. Yu, Z. Xu, X. Guan, Q. Zhao, C. Dou and D. Yue, "Joint optimization and learning approach for smart operation of hydrogen-based building energy systems," *IEEE Transactions on Smart Grid*, vol. 14, no. 1, pp. 199-216, 2023.
- [17] R. Loka, A. Parimi, S. Srinivas, *et al.*, "Leveraging blockchain technology for resilient and robust frequency control in a renewable-based hybrid power system with hydrogen and battery storage integration," *Energy Conversion and Management*, vol. 283, no. 2023, pp. 116888-116907, 2023.
- [18] X. Ma, H. Zhou, and Z. Li, "Toward the resilient design of interdependencies between hydrogen refueling and power systems," *IEEE Transactions on Industry Applications*, vol. 58, no. 2, pp. 2792-2802, 2022.
- [19] Z. Shao, X. Cao, Q. Zhai, and X. Guan, "Risk-constrained planning of rural-area hydrogen-based microgrid considering multiscale and multi-energy storage systems," *Applied Energy*, vol. 334, no. 120682, pp. 1-16, 2023.
- [20] L. Bartolucci, S. Cordiner, V. Mulone, S. Pasquale, "Hydrogen based Multi Energy Systems: Assessment of the marginal utility of increasing hydrogen penetration on system performances," *International Journal of Hydrogen Energy*, vol. 46, pp. 38588-38602, 2021.
- [21] K. Liu, Z. Xu, F. Gao, J. Wu, and X. Guan, "Coordination optimization of hydrogen-based multi-energy system with multiple storages for industrial park," *IET Generation, Transmission & Distribution*, vol. 17, no. 6, pp. 1190-1203, 2023.
- [22] V. Nik, A. Perera, D. Chen, "Towards climate resilient urban energy systems: a review," *National Science Review*, vol. 8, no. 3, pp. 1-18, 2021.
- [23] A.M. Stanković, "Methods for analysis and quantification of power system resilience," *IEEE Transactions on Power Systems*, vol. 38, no. 5, pp. 4774-4787, 2023.
- [24] V. Do, H. McBrien, N. Flores, *et al.*, "Spatiotemporal distribution of power outages with climate events and social vulnerability in the USA," *Nature Communications*, vol. 14, pp. 2470-2482, 2023.
- [25] L. Xu, K. Feng, N. Lin, A. Perera, H. Vincent Poor, L. Xie, C. Ji, X. Sun, Q. Guo, and M. Malley, "Resilience of renewable power systems under climate risks," *Nature Reviews in Electrical Engineering*, vol. 1, pp. 53-66, 2024.
- [26] J. Jasiūnas, P. Lund, and J. Mikkola, "Energy system resilience-A review," *Renewable and Sustainable Energy Reviews*, vol. 150, no. 111476, pp. 1-18, 2021.
- [27] N. Afgan, A. Veziroglu, "Sustainable resilience of hydrogen energy system," *International Journal of Hydrogen Energy*, vol. 37, pp. 5461-5467, 2012.

- [28] B. Yang, S. Ge, H. Liu, J. Li, and S. Zhang, "Resilience assessment methodologies and enhancement strategies of multi-energy cyber-physical systems of the distribution network," *IET Energy Systems Integration*, vol. 4, pp. 171-191, 2022.
- [29] Q. Hassan and A. Sameen and H. Salman, "Hydrogen energy future: Advancements in storage technologies and implications for sustainability," *Journal of Energy Storage*, vol. 72, no. 108404, pp. 1-16, 2023.
- [30] M. Ban, W. Bai, W. Song, L. Zhu, S. Xia, and Z. Zhu, "Optimal scheduling for integrated energy-mobility systems based on renewable-to-hydrogen stations and tank truck fleets," *IEEE Transactions on Industry Applications*, vol. 58, no. 2, pp. 2666-2676, 2022.
- [31] Y. Gu, *et al.*, "Robust resiliency-oriented planning of electricity-hydrogen island energy systems under contingency uncertainty," *Journal of Cleaner Production*, no. 143678, pp. 1-13, 2024.
- [32] Z. Wen, X. Zhang, G. Wang, Y. Li, J. Qiu, and F. Wen, "Data-driven stochastic-robust planning for resilient hydrogen-electricity system with progressive hedging decoupling," *IEEE Transactions on Sustainable Energy*, doi: 10.1109/TSTE.2024.3519614, 2024.
- [33] L. Yang, Z. Li, T. Liu, N. An, W. Zhou, and Y. Si, "Two-stage robust resilience enhancement of distribution system against line failures via hydrogen tube trailers," *Energies*, vol. 17, no. 20, pp. 5028-5041, 2024.
- [34] Y. Dong, W. Zheng, X. Cao, X. Sun, and Z. He, "Co-planning of hydrogen-based microgrids and fuel-cell bus operation centers under low-carbon and resilience considerations," *Applied Energy*, vol. 336, no. 120849, pp. 1-15, 2023.
- [35] F. Chen, M. Xia, Q. Chen, and L. Yang, "Resilience enhancement method against persistent extreme weather with low temperatures in self-sustained highway transportation energy system," *IEEE Transactions on Industrial Applications*, vol. 60, no. 1, pp. 996-1009, 2024.
- [36] B. Li, J. Li, B. Jian, "Improve multi-energy supply microgrid resilience using mobile hydrogen trucks based on transportation network," *eTransportation*, vol. 18, no. 100265, pp. 1-18, 2023.
- [37] J. Han, J. Wang, Z. He, *et al.*, "Hydrogen-powered smart grid resilience," *Energy conversion and economics*, vol. 4, no. 2, pp. 89-104, 2023.
- [38] H. Zhao *et al.*, "Resilience assessment of hydrogen-integrated energy system for airport electrification," *IEEE Transactions on Industry Applications*, vol. 58, no. 2, pp. 2812-2824, 2022.
- [39] X. Liu, Z. Hua, X. Yuan, and J. Liu, "Stochastic two-stage resilient scheduling of hydrogen system in power distribution grids with high penetration of solar PV systems: A convex worst case analysis," *Sustainable Cities and Society*, vol. 112, no. 105581, pp. 1-22, 2024.
- [40] Y. Zhao, J. Lin, Y. Song, and Y. Xu, "A robust microgrid formation strategy for resilience enhancement of hydrogen penetrated active distribution networks," *IEEE Transactions on Power Systems*, vol. 39, no. 2, pp. 2735-2748, 2024.
- [41] R. Zhu, H. Liu, W. Yu, W. Gu, and L. Sun, "Resilience-oriented operation of integrated electricity-natural gas systems using hydrogen enriched compressed natural gas," *IEEE Systems Journal*, vol. 18, no. 2, pp. 953-964, 2023.
- [42] Z. Wu, J. Wang, M. Zhou, Q. Xia, C.-W. Tan, and G. Li, "Incentivizing frequency provision of power-to-hydrogen toward grid resiliency enhancement," *IEEE Transactions on Industrial Informatics*, vol. 19, no. 9, pp. 9370-9381, 2022.
- [43] Z. Bie, Y. Lin, G. Li, and F. Li, "Battling the extreme: A study on the power system resilience," *Proceedings of the IEEE*, vol. 105, no. 7, pp. 1253-1266, 2017.
- [44] Z. Li, M. Shahidehpour, F. Aminifar, A. Alabdulwahab, and Y. Al-Turki, "Networked microgrids for enhancing the power system resilience," *Proceedings of the IEEE*, vol. 105, no. 7, pp. 1289-1310, 2017.
- [45] M. Mahzarnia, M. P. Moghaddam, P. T. Baboli, and P. Siano, "A review of the measures to enhance power systems resilience," *IEEE Systems Journal*, vol. 14, no. 3, pp. 4059-4070, 2020.
- [46] E. Hossain, S. Roy, N. Mohammad, N. Nawar, and D. R. Dipta, "Metrics and enhancement strategies for grid resilience and reliability during natural disasters," *Applied Energy*, vol. 290, no. 116709, pp. 1-24, 2021.
- [47] L. Xu, Q. Guo, Y. Sheng, S. Muyeen, H. Sun, "On the resilience of modern power systems: A comprehensive review from the cyber-physical perspective," *Renewable and Sustainable Energy Reviews*, vol. 151, no. 111642, pp. 1-23, 2021.
- [48] X. Ma, H. Zhou, and Z. Li, "On the resilience of modern power systems: A complex network perspective," *Renewable and Sustainable Energy Reviews*, vol. 152, no. 111646, pp. 1-17, 2021.
- [49] Q. Shi, W. Liu, B. Zeng, H. Hui, and F. Li, "Enhancing distribution system resilience against extreme weather events: Concept review, algorithm summary, and future vision," *International Journal of Electrical Power & Energy Systems*, vol. 138, no. 107860, pp. 1-23, 2022.
- [50] A. Younesi, H. Shayeghi, Z. Wang, P. Siano, A. Mehrizi-Sani, and A. Safari, "Trends in modern power systems resilience: State-of-the-art review," *Renewable and Sustainable Energy Reviews*, vol. 162, no. 112397, pp. 1-15, 2022.
- [51] F. Amini, S. Ghassemzadeh, N. Rostami, and V. S. Tabar, "Electrical energy systems resilience: A comprehensive review on definitions, challenges, enhancements and future proceedings," *IET Renewable Power Generation*, vol. 17, pp. 1835-1858, 2023.
- [52] S. A. Modaberi, S. Tohidi, S. G. Zadeh, and T. G. Bolandi, "A review of power system resilience assessment and enhancement approaches by focusing on wind farms and wind turbines," *IET Renewable Power Generation*, vol. 17, pp. 2391-2410, 2023.
- [53] H. Huang *et al.*, "Toward resilient modern power systems: from single-domain to cross-domain resilience enhancement," *Proceedings of the IEEE*, vol. 112, no. 4, pp. 365-398, 2024.
- [54] T. E. K. Zidane *et al.*, "Power systems and microgrids resilience enhancement strategies: A review," *Renewable and Sustainable Energy Reviews*, vol. 207, no. 114953, pp. 1-27, 2025.
- [55] Y. Zhang, S. Cao, L. Zhao, *et al.*, "A case application of WRF-UCM models to the simulation of urban wind speed profiles in a typhoon," *Journal of Wind Engineering and Industrial Aerodynamics*, vol. 220, pp. 104874, 2022.
- [56] P. Mancarella, "MES (multi-energy systems): An overview of concepts and evaluation models," *Energy*, vol. 65, pp. 1-17, 2014.
- [57] X. Wang, J. Huang, Z. Xu, C. Zhang and X. Guan, "Real-world scale deployment of hydrogen-integrated microgrid: design and control," *IEEE Transactions on Sustainable Energy*, vol. 15, no. 4, pp. 2380-2392, 2024.
- [58] G. Fan, B. Yu, B. Sun, *et al.*, "Multi-time-space scale optimization for a hydrogen-based regional multi-energy system" *Applied Energy*, vol. 371, no. 123430, pp. 1-24, 2024.
- [59] C. Lin, P. Zhang, Y. A. Shamash, Z. Lin, and X. Lu, "Resilience-assuring hydrogen-powered microgrids," *iEnergy*, vol. 3, pp. 77-81, 2024.
- [60] W. Cai, S. A. Mansouri, A. R. Jordehi, M. Tostado-Vliz, Amir Ahmarinejad, and F. Jurado, "Resilience of hydrogen fuel station-integrated power systems with high penetration of photovoltaics," *Journal of Energy Storage*, vol. 73, no. 108909, pp. 1-13, 2023.
- [61] A. Jordehi, S. Mansouri, M. Tostado-Vliz, A. Iqbal, M. Marzband, and F. Jurado, "Industrial energy hubs with electric, thermal and hydrogen demands for resilience enhancement of mobile storage-integrated power systems," *International Journal of Hydrogen Energy*, vol. 50, pp. 77-91, 2024.
- [62] N. Afsari, S. SeyedShenava, and H. Shayeghi, "Chance constrained robust hydrogen storage management to service restoration in microgrids considering the methanation process model," *International Journal of Hydrogen Energy*, vol. 50, pp. 1463-1476, 2024.
- [63] P. Xie *et al.*, "Resilience enhancement strategies for power distribution network based on hydrogen storage and hydrogen vehicle," *IET Energy Systems Integration*, vol. 2024, pp. 1-10, 2024.
- [64] Y. Zhao, J. Lin, Y. Song, and Y. Xu, "A hierarchical strategy for restorative self-healing of hydrogen-penetrated distribution systems considering energy sharing via mobile resources," *IEEE Transactions on Power Systems*, vol. 38, no. 2, pp. 1388-1404, 2023.
- [65] X. Cao, T. Cao, Z. Xu, B. Zeng, G. Feng, and X. Guan, "Resilience constrained scheduling of mobile emergency resources in electricity-hydrogen distribution network," *IEEE Transactions on Sustainable Energy*, vol. 14, no. 2, pp. 1269-1284, 2023.
- [66] H. Haggi, W. Sun, J. Fenton, and P. Brooker, "Proactive rolling-horizon-based scheduling of hydrogen systems for resilient power grids," *IEEE Transactions on Industry Applications*, vol. 58, no. 2, pp. 1737-1746, 2022.
- [67] Z. Yuan and J. Li, "Photovoltaic-penetrated power distribution networks resiliency-oriented day-ahead scheduling equipped with power-to-hydrogen systems: A risk-driven decision framework," *Energy*, vol. 299, no. 131115, pp. 1-17, 2024.
- [68] S. Zhu, Y. Xu, Y. Wang, and J. He, "Resilience-motivated service restoration of interdependent power and hydrogen distribution system," *IEEE Access*, vol. 12, no. 149528, pp. 1-15, 2024.
- [69] J. Su, R. Zhang, P. Dehghanian, M. H. Kapourchali, S. Choi, and Z. Ding, "Renewable-dominated mobility-as-a-service framework for resilience delivery in hydrogen-accommodated microgrids," *International Journal of Electrical Power & Energy Systems*, vol. 159, no. 110047, pp. 1-12, 2024.
- [70] X. Zou, Y. Wang, and G. Strbac, "A resilience-oriented pre-positioning approach for electric vehicle routing and scheduling in coupled energy and transport sectors," *Sustainable Energy, Grids and Networks*, vol. 39, no. 101484, pp. 1-16, 2024.

- [71] Y. Wang, J. Su, Y. Xue, X. Chang, Z. Li, and H. Sun, "Toward on rolling optimal dispatch strategy considering alert mechanism for antarctic electricity-hydrogen-heat integrated energy system," *IEEE Transactions on Sustainable Energy*, vol. 15, no. 4, pp. 2754-2471, 2024.
- [72] A. Çiçek, "A novel resilience-oriented energy management strategy for hydrogen-based green buildings," *Journal of Cleaner Production*, vol. 470, no. 143297, pp. 1-23, 2024.
- [73] V. Shabbazbegian, M. Shafie-khah, H. Laaksonen, G. Strbac, and H. Ameli, "Resilience-oriented operation of microgrids in the presence of power-to-hydrogen systems," *Applied Energy*, vol. 348, no. 121429, pp. 1-20, 2023.
- [74] M. Sharifpour, M. T. Ameli, H. Ameli, and G. Strbac, "A resilience-oriented approach for microgrid energy management with hydrogen integration during extreme events," *Energies*, vol. 16, no. 24, pp. 8099-8099, 2023.
- [75] J. Liu, X. Cao, Z. Xu, X. Guan, X. Dong, and C. Wang, "Resilient operation of multi-energy industrial park based on integrated hydrogen-electricity-heat microgrids," *International Journal of Hydrogen Energy*, vol. 46, no. 57, pp. 28855-28869, 2021.
- [76] W. Tang, Z. Wang, L. Zhang, B. Zhang, J. Liang, K. Liu, and W. Sheng, "Optimal allocation strategy of electric EPSVs and hydrogen fuel cell EPSVs balancing resilience and economics," *CSEE Journal of Power and Energy Systems*, DOI:10.17775/CSEEJPES.2021.05430, 2022.
- [77] S. Hashemifar, M. Joorabian, M. Javadi, et al., "Two-layer robust optimization framework for resilience enhancement of microgrids considering hydrogen and electrical energy storage systems," *International Journal of Hydrogen Energy*, vol. 47, pp. 33597-33618, 2022.
- [78] C. Huang, Y. Zong, S. You, et al., "Economic and resilient operation of hydrogen-based microgrids: An improved MPC-based optimal scheduling scheme considering security constraints of hydrogen facilities," *Applied Energy*, vol. 335, no. 120762, pp. 1-13, 2023.
- [79] S. Amini, Omid Safarzadeh, and Babak Mozafari, "Preventive framework for resilience enhancement in networked microgrids: A focus on hydrogen integration and optimal energy management," *IET generation, transmission & distribution*, vol. 18, no. 8, pp. 1653-1662, 2024.
- [80] H. Haggi, et al., "Proactive scheduling of hydrogen systems for resilience enhancement of distribution networks," *2021 IEEE Kansas Power and Energy Conference (KPEC)*, IEEE, 2021.
- [81] S. Yan, Q. Yang, Y. Zhang, W. Yin, Y. Wu, and J. Ye, "Resilient planning for battery and hydrogen energy storage in power systems against extreme heatwave events," *SSRN*, 2024.
- [82] H. Ma, H. Wang, and B. Cui, "Optimal resilient scheduling strategy for electricity-gas-hydrogen multi-energy microgrids considering emergency islanding," Available at SSRN: <http://dx.doi.org/10.2139/ssrn.4995511>
- [83] F. Gao, et al., "A two-stage resilience planning for integrated electricity-gas energy system considering hydrogen refueling stations during typhoons," *Smart Power and Energy Security*, <https://doi.org/10.1016/j.spes.2024.10.002>, 2024.
- [84] Y. Sun, B. Li, J. Yang, et al., "Resilience Improvement of active distribution network with electric-hydrogen hybrid energy storage microgrids under ice disaster," *2023 IEEE 7th Conference on Energy Internet and Energy System Integration (EI2)*, 2023.
- [85] J. Bennett et al., "Extending energy system modelling to include extreme weather risks and application to hurricane events in Puerto Rico," *Nature Energy*, vol. 6, no. 3, pp. 1-10, 2021.
- [86] S. Liu, B. Yang, X. Li, X. Yang, Z. Wang, D. Zhu, and X. Guan, "Optimal hardening strategy for electricity-hydrogen networks with hydrogen leakage risk control against extreme weather," <http://arXiv:2410.20475v1>, 2024.
- [87] O. Artime, M. Grassia, M. Domenico, et al., "Robustness and resilience of complex networks," *Nature Reviews Physics*, vol. 6, pp. 114C131, 2024.
- [88] J. Qu, K. Hou, Z. Liu, H. Jia, and L. Zhu, "Enhancing distribution network resilience: a multi-level cooperative planning approach for hydrogen-electrical microgrids and sop," *2024 IEEE Power & Energy Society General Meeting (PESGM)*, pp. 1-5, Jul. 2024.
- [89] B. Oh, Y. Son, D. Zhao, et al. "A bi-level approach for networked microgrid planning considering multiple contingencies and resilience," *IEEE Transactions on Power Systems*, vol. 39, no. 4, pp. 5620-5630, 2024.
- [90] H. Ameli, D. Pudjianto, and G. Strbac, "The impact of hydrogen on decarbonisation and resilience in integrated energy systems," *Advances in Applied Energy*, DOI:<https://doi.org/10.1016/j.adapen.2024.100200>, 2024.
- [91] J. Stirmer et al., "Increasing the resilience of the Texas power grid against extreme storms by hardening critical lines," *Nature Energy*, vol. 9, no. 5, pp. 1-10, Mar. 2024.
- [92] S. Aghajian-Eshkevari, M. T. Ameli, S. Azad, and N. T. Pashiri, "Resilience enhancement of distribution networks by optimal scheduling of hydrogen systems," *Future Modern Distribution Networks Resilience*, Elsevier, pp. 353-374, 2024.
- [93] H. Mehrjerdi, R. Hemmati, S. Mahdavi, et al. "Multicarrier microgrid operation model using stochastic mixed integer linear programming," *IEEE Transactions on Industrial Informatics*, vol. 18, no. 7, pp. 4674-4687, 2021.
- [94] Z. He, C. Sun, Z. Li, X. Xiao and P. Ju, "Sensors-aided distribution system resilience enhancement by using meteorological data," *IEEE Transactions on Smart Grid*, vol. 15, no. 4, pp. 3839-3851, 2024.
- [95] H. Wang, K. Hou, J. Zhao, X. Yu, H. Jia, Y. Mu, "Planning-Oriented resilience assessment and enhancement of integrated electricity-gas system considering multi-type natural disasters," *Applied Energy*, vol. 315, no. 118824, pp. 1-18, 2022.
- [96] A. Perera, V. Nik, D. Chen, J. Scartezzini, and T. Hong, "Quantifying the impacts of climate change and extreme climate events on energy systems," *Nature Energy*, vol. 5, no. 2, pp. 150-159, 2020.
- [97] J. Moraski, N. Popovich, A. Phadke, "Leveraging rail-based mobile energy storage to increase grid reliability in the face of climate uncertainty," *Nature Energy*, vol. 8, no. 7, pp. 736-746, 2023.
- [98] M. Panteli, D. N. Trakas, P. Mancarella and N. D. Hatziaargyriou, "Power systems resilience assessment: hardening and smart operational enhancement strategies," *Proceedings of the IEEE*, vol. 105, no. 7, pp. 1202-1213, 2017.
- [99] T. T. Nguyen, N. D. Nguyen, P. Vamplew, S. Nahavandi, R. Dazeley, and C. P. Lim, "A multi-objective deep reinforcement learning framework," *Engineering Applications of Artificial Intelligence*, vol. 96, p. 103915, 2020.
- [100] Z. Wang, T. Zeng, X. Chu, et al., "Multi-objective deep reinforcement learning for optimal design of wind turbine blade," *Renewable Energy*, vol. 203, pp. 854-869, 2023.
- [101] S. Coskun, O. Yazar, F. Zhang, L. Li, C. Huang, H. Karimi, "A multi-objective hierarchical deep reinforcement learning algorithm for connected and automated HEVs energy management," *Control Engineering Practice*, vol. 153, no. 106104, pp. 1-14, 2024.
- [102] Q. He, T. Gao, Y. Gao, H. Li, P. Schonfeld, Y. Zhu, Q. Li, P. Wang, "A bi-objective deep reinforcement learning approach for low-carbon-emission high-speed railway alignment design," *Transportation Research Part C: Emerging Technologies*, vol. 147, no. 104006, pp. 1-19, 2023.
- [103] K. Bi, L. Xie, H. Zhang, X. Chen, X. Gu, and Q. Tian, "Accurate medium-range global weather forecasting with 3D neural networks," *Nature*, vol. 619, no. 7970, pp. 533-538, 2023.
- [104] D. J. Ding, et al., "Forecasting of tropospheric delay using AI foundation models in support of microwave remote sensing," *IEEE Transactions on Geoscience and Remote Sensing*, doi:10.1109/TGRS.2024.3488727, 2024.