

Pattern Matching in AI Compilers and its Formalization (Extended)

Joseph W. Cutler*
jwc@seas.upenn.edu
Univeristy of Pennsylvania
United States

Alex Collins
acollins@nvidia.com
NVIDIA
United States

Bin Fan
binf@nvidia.com
NVIDIA
United States

Mahesh Ravishankar*
mahesh.ravishankar@amd.com
AMD
United States

Vinod Grover†
vgrover@nvidia.com
NVIDIA
United States

Abstract

PyPM is a Python-based domain specific language (DSL) for building rewrite-based optimization passes on machine learning computation graphs. Users define individual optimizations by writing (a) *patterns* that match subgraphs of a computation graph and (b) corresponding *rules* which replace a matched subgraph with an optimized kernel. PyPM is distinguished from the many other DSLs for defining rewriting passes by its complex and novel pattern language which borrows concepts from logic programming. PyPM patterns can be recursive, nondeterministic, and can require checking domain-specific constraints such as the shapes of tensors. The PyPM implementation is thus similarly complicated, consisting of thousands of lines of C++ code. In this paper, we present our work on building PyPM, as well as formalizing and distilling this complexity to an understandable mathematical core. We have developed a formal core calculus expressing the main operations of the PyPM pattern language. We define both a declarative semantics — describing which patterns match which terms — and an algorithmic semantics — an idealized version of the PyPM pattern interpreter — and prove their equivalence. The development is fully mechanized in the Coq proof assistant.

*Work carried out while at NVIDIA

†Corresponding Author

Permission to make digital or hard copies of all or part of this work for personal or classroom use is granted without fee provided that copies are not made or distributed for profit or commercial advantage and that copies bear this notice and the full citation on the first page. Copyrights for components of this work owned by others than the author(s) must be honored. Abstracting with credit is permitted. To copy otherwise, or republish, to post on servers or to redistribute to lists, requires prior specific permission and/or a fee. Request permissions from permissions@acm.org.
CGO '25, March 1–5, 2025, Las Vegas, NV, USA

© 2025 Copyright held by the owner/author(s). Publication rights licensed to ACM.

ACM ISBN 979-8-4007-1275-3/25/03...\$15.00

<https://doi.org/10.1145/3696443.3708934>

CCS Concepts: • Software and its engineering → Compilers; • Theory of computation → Equational logic and rewriting.

ACM Reference Format:

Joseph W. Cutler, Alex Collins, Bin Fan, Mahesh Ravishankar, and Vinod Grover. 2025. Pattern Matching in AI Compilers and its Formalization (Extended). In *Proceedings of the 23rd ACM/IEEE International Symposium on Code Generation and Optimization (CGO '25)*, March 1–5, 2025, Las Vegas, NV, USA. ACM, New York, NY, USA, 18 pages. <https://doi.org/10.1145/3696443.3708934>

1 Introduction

AI compilers transform machine learning models written in high-level domain specific languages — such as PyTorch [17], TensorFlow [1], and Jax [8] — into low-level code to be executed on the GPUs required for high-performance in modern AI applications. These compilers are critically important for the AI ecosystem, as they allow AI researchers and engineers to express their code in the familiar style of tensor algebra and still have them run performantly. However, the GPU programming interfaces that these compilers must lower to are complex and evolving rapidly. For AI compiler engineers, this means that ensuring that their project can emit the highest-performance kernels is a constantly moving target. For users of AI compilers, it often means that they cannot utilize the full potential of their hardware without bypassing their compiler entirely [4].

To underscore the degree of complexity involved in targeting the highest-performance GPU code, we consider the example of targeting cuBLAS [16], a BLAS-family [2] GPU vendor library for GPU-accelerated linear algebra. cuBLAS includes extremely performant hand-tuned kernels (GPU-launched subroutines) that perform common tensor operations like matrix multiplication. Ideally, an AI compiler writer could simply lower uses of matrix multiplication to calls to the cuBLAS library. However, using these kernels in place of a naive implementation requires checking a great many constraints first. The cuBLAS kernels work for only a small number of tensor sizes and shapes, do not support all datatype combinations, and require their data arguments

to be laid out with complex swizzle patterns [18]. A large bottleneck to compiler engineers targeting these optimized kernels is that it takes a lot of infrastructure and architectural knowledge to even teach a compiler to *recognize* when part of a tensor computation written by a user in a high-level language can be lowered to a use of an optimized kernel. Indeed, with GPU architectures evolving rapidly, we cannot expect compiler developers to integrate every high-performance kernel from GPU vendors into their instruction selection and optimization routines.

To this end, we have developed DLCB. DLCB is a standalone GPU compiler backend for AI compilers. DLCB takes the tensor computation graphs that are emitted by AI compilers, and transforms them to utilize the latest GPU tensor instructions or the fastest hand-tuned fused kernels. We note that we are not the first researchers to notice the problem of fast-moving architectural targets [3, 11], and we are far from the first to develop a bespoke compiler backend to optimize AI model code [3, 20].

The main contribution of this paper is rather a subsystem of DLCB called PyPM, which is a new domain-specific language, embedded in Python, designed to help solve the subgraph recognition problem. Programs in PyPM describe both (a) complex *patterns* that are found in tensor computation graphs, and (b) their replacements, ideally by optimized kernels. PyPM is designed to cleanly express the kind of pattern constraints that are required to encode the preconditions to use specialized tensor kernels — things like tensor shape and element data type constraints, and large nested (and potentially recursive) chains of linear algebra operations.

As we will see, this expressiveness derives from the fact that PyPM supports features beyond those of most pattern languages. The cost of this expressiveness, however, is an implementation that is challenging both to write and understand. The part of DLCB that implements a matcher for PyPM patterns is comprised of thousands of lines of C++. This implementation is not based on any well-known algorithm, and was built incrementally as features were added to PyPM during the language design process. Moreover, in absence of a specification, it is not even clear what it would mean for the code to be “correct”.

This is an unacceptable state of affairs for a piece of code we intend to run as a critical component of an AI compiler. To this end, the core of the present project is an effort to develop a formal specification for what it *means* to match a PyPM pattern. We can then distill the large and unwieldy C++ codebase into a straightforward mathematical algorithm, and prove that it matches the specification. Even without verifying the C++ code itself, this effort provides us with an added layer of confidence by ensuring that PyPM rests on a sound mathematical foundation.

Pattern Matching, in PyPM and Elsewhere

Pattern definitions in PyPM look like Python methods whose body describes the kinds of subgraphs they match. For example, a pattern definition that returns

$$\text{MatMul}(\text{Trans}(x), \text{Trans}(y))$$

matches operator graphs where two tensor computations, x and y are separately fed into matrix transpose nodes (Trans), and then both passed to a 2-input MatMul node. The body of a pattern definition can have assertions like `assert x.shape.rank == 2`, which ensures that for this pattern to match, the subgraph x must produce a rank-2 tensor. Other PyPM features include *pattern alternates* — which behave like disjunctions of patterns, matching if either of the disjuncts match — *recursive patterns* — which let users define patterns that match arbitrarily deeply nested subgraphs — *nonlinear patterns* — which let users write patterns like $\text{MatMul}(x, x)$ to ensure that the two sides of a matrix multiply are equal — and *function patterns* — which allow users to define patterns like “any binary operator that produces an f32 result”. Each PyPM pattern can have multiple rewrite rules associated with it, each defining a replacement for a subgraph matched by the pattern. Rules are similarly defined as methods whose body describes the “right hand side” of the rewrite. For example, the $\text{MatMul}(\text{Trans}(x), \text{Trans}(y))$ pattern could have a rewrite rule returning $\text{Trans}(\text{MatMul}(y, x))$, replacing the product of transposes by the transpose of the product (in the opposite order).

The PyPM language is also designed to be highly modular and portable. Rather than implementing a bespoke language toolchain, we have implemented it as an embedded DSL in Python that can be imported as a library. This ensures that developers can use the familiar Python syntax and Pythonic programming style to build complex structures of patterns and rules without having to resort to a new language. Indeed, pattern and rule definitions can be essentially arbitrary pure Python methods; the translation down into a restricted core calculus of patterns is handled by a symbolic execution-like technique described in Section 2.4.

The concepts of pattern matching, rewriting, instruction selection, and all sorts of pattern-based compilation have long and rich histories in computer science — PyPM’s design is inspired by all of these lines of research. While a full description of related projects can be found in Section 5, we touch on a few of PyPM’s most important ancestors here, and describe how it differs from some other points in the language design space.

The most direct comparison for PyPM is any number of languages and systems for describing and implementing rewriting. Indeed, interest in (nondestructive) rewriting systems has recently been rejuvenated by the Egg project [26, 29] and its success in many domains, including inside tensor and vectorizing compilers [23, 28]. With the more superficial distinctions aside (destructive instead of nondestructive

rewriting), there are two main differences between rewriting systems like Egg and PyPM. First, the PyPM project is primarily focused on designing and formalizing an expressive, ergonomic, and portable pattern language for broad use in tensor compilation, as opposed to building the most efficient general purpose rewriting engine possible. Second, PyPM is not strictly a language for rule-based rewriting — as previously discussed, the ability to define complex patterns over computation graphs is useful for other kinds of optimization as well.

PyPM can also be seen as a logic programming language. A pattern defines a logical formula, where the free variables are pattern variables, and a satisfying assignment is a match in the graph. Indeed, this connection can be made explicit by viewing the computation graph as a database of edges between operator nodes, and PyPM patterns as queries [12]. This view inspired many of PyPM’s features, some of which fall out directly from taking this analogy seriously. In particular, recursive patterns correspond to recursive queries, pattern alternates are rules with multiple disjunctive clauses, and function patterns allow for limited “second-order” logic programming. The main distinction between PyPM and a logic language is the evaluation model. Since PyPM’s rewriting is destructive, evaluation is not monotone: creating new facts destroys old facts.

Lastly, many programmers are familiar with pattern matching as a feature in functional programming languages. The pattern matching that PyPM enables is superficially similar — matching a structure in an ADT and generating bindings for free pattern variables — but its features go far beyond what would make sense in a logic language. In particular, pattern alternates and recursion would be impossible to implement as efficient code. Some experimental “pattern-oriented” programming languages like Egison [7] do include features like these, but even then, the use case is quite different.

Contributions

Our paper has three main contributions.

1. First, we contribute the PyPM language, a new point in the design space of languages for pattern matching. PyPM is designed for use by experts in GPU programming, and is expressive enough to describe the kinds of complex patterns of subgraphs that can be replaced by optimized kernels in tensor computations.
2. We present a formalism for PyPM, placing our implementation on a solid mathematical footing. We describe a definitional and algorithmic semantics, and proving a soundness theorem. Our work is mechanized in the Coq proof assistant [6].
3. Last, we demonstrate that PyPM works to meet our goals by showing that effective hand-crafted optimizations can be encoded in PyPM. We also describe other use-cases we have developed for PyPM along the way,

to show how the ability to write expressive and match patterns is generally useful for AI compiler development.

2 PyPM Language Explanation Via Examples

cuBLAS is a library of hand-crafted kernels for accelerated linear algebra. The most important operation in cuBLAS is GEMM, the “General Matrix Multiply”. GEMM computes $D \leftarrow \sigma(\alpha \text{Op}(A)\text{Op}(B) + \beta C)$, where A , B , and C are matrices, α and β are scalars, and σ is some pointwise activation function like RELU or GELU [10]. GEMM is a simple example of a high-performance kernel which can be complicated to apply, in this case because of the sheer number of variants and options available. The library also defines kernels for a large variety of dimensions, data types (integer and floating point), and activation functions. Moreover, the $\text{Op}(A)$ in the formula means that the A can be specified to be either A^T or A , essentially giving the option to *fuse* a transpose operation into the call to GEMM. Lastly, not all of these options are compatible, further complicating the question of when using `cusblas` in place of a more basic matrix multiplication is possible.

A PyPM program comes in three main parts. The first is a list of declarations of the operators that will appear in patterns. An operator is declared by defining a method, annotated by an `@op` decorator, whose name is an alias for the operator. The number of parameters the method has specifies the operator’s arity, and the return value (required to be an integer) defines its output arity. Operators may have other parameters that are not a part of the dataflow graph: for instance, a convolution operator must specify a `stride`, but the stride value is not an input or an the computation graph node. We call these extra parameters “attributes”, and they can be listed in the operator definition header inside the `@op` decorator. Figure 1 defines four operators, `MatMul` (matrix multiply), `Trans` (transpose), and both `f32` and `i8` versions of `cusblasMM_xyT`, which is an optimized & fused CUDA kernel for computing $x \cdot y^T$.

After the operator declarations, a programmer can define patterns. Pattern definitions are written in PyPM as Python methods annotated with a `@pattern` decorator. The arguments to the method specify the pattern’s free variables, while the return value of the method is the pattern itself. The pattern looks like a composition of operators (defined above) and the in-scope pattern variables. For example, Figure 1 includes a pattern definition `MMxyT` which returns `MatMul(x, Trans(y))`. This pattern matches against subgraphs of a computation graph that look like `MatMul(a, Trans(b))`, where a and b are themselves subgraphs. A successful match then generates the *substitution* $\{x \mapsto a, y \mapsto b\}$, which maps the pattern variables to the concrete subgraphs that make up the match. Note the use of an intermediate variable `yt =`

```

@op
def MatMul(x, y):
    return 1

@op Trans(x):
    return 1

@op cublasMM_xyT_f32(x, y):
    return 1

@op cublasMM_xyT_i8(x, y):
    return 1

@pattern MMxyT(x, y):
    assert x.shape.rank == 2
    assert y.shape.rank == 2
    yt = Trans(y)
    return MatMul(x, yt)

@rule(MMxyT)
def cublasrule(x, y):
    assert (x.elType == f32 && y.elType == f32)
    || (x.elType == i8 && y.elType == i8)
    if x.elType == f32 && y.elType == f32:
        return cublasMM_xyT_f32(x, y)
    elif x.elType == i8 && y.elType == i8:
        return cublasMM_xyT_i8(x, y)

```

Figure 1. cuBLAS Pattern Example

`Trans(y)`. Because patterns can be large and often include a great deal of sharing, programmers can bind sub-patterns to local names. These local variable names do not get their own bindings in the substitution, they are merely aliases. The pattern definition `MMxyT` also demonstrates another feature of PyPM, namely *constraints*. This pattern does not match merely any subgraph that looks like xy^T , it requires that both x and y be rank 2 tensors (i.e. matrices). Constraints can be boolean expressions involving attributes of the pattern variables like `shape`, or `elType`, and are imposed on the pattern using `assert`. Unlike operators which may have user-defined attributes, all terms (the things that pattern variables bind to) have the same set of tensor-specific attributes including element type, shape, and rank.

Lastly, programmers write rules. Rules are defined in PyPM as methods annotated with an `@rule(Pat)` annotation, where `Pat` is the name of the corresponding pattern. The return value of a rule definition is an expression that defines the subgraph that will replace the one matched by the corresponding pattern. Like pattern definitions, rule definitions

may contain arbitrary pure Python code, including additional assertions. Then, when a pattern matches and generates a substitution, PyPM runs each of the corresponding rules one by one, binding the rule’s pattern variables to the subgraphs from the substitution. The first rule whose assertions pass is *fired*, and the subgraph that it defines replaces the root node of the match in the computation graph. That this rewriting is *destructive*: the matched subgraph is completely replaced by the one defined by the rule. However, if no rule can apply, then none fires. Figure 1 shows a rule definition called `cublasrule` for the pattern `MMxyT`. This rule defines an optimization that replaces subgraphs of the form `MatMul(x, Trans(y))` with the single-node fused operation `cublasMM_xyT`. It also has an assertion that requires that the elements of the x and y tensors be either both be of type `i8` or `f32`. Depending on the particular types, the rule returns different replacements.

2.1 Pattern Alternates

The Gaussian Error Linear Unit operator [10], defined as $\text{GELU}(x) = \frac{x}{2} \left(1 + \text{erf}\left(\frac{x}{\sqrt{2}}\right) \right)$, is an activation function used in some popular transformer models. Because there are syntactically different ways to write this operation, the subgraph that implements the GELU in different models may appear in different ways. In fact, within the different transformer models within the Huggingface (HF) Transformers Repository [27], the division of x by 2 appears both as `Div(x, 2)` in some places and `Mul(x, 0.5)` as others. In cases like this where an AI compiler phrases the same conceptual operation in multiple ways, programmers can avoid an exponential blowup in the number of patterns they must write to optimize that operation by using *pattern alternates*. Figure 2 shows a pattern `Half(x)` with two alternates, one which defines it as division by two, and another as multiplication by a half. This pattern matches against a subgraph if either of its two alternates match. Syntactically in PyPM, pattern alternates are written by writing two different patterns with the same name. Figure 2 also shows a single GELU pattern which uses `Half` for the $\frac{x}{2}$ part. This pattern matches a GELU that uses either of the variants found in the Huggingface Transformers.

Pattern alternates are tried in order that they are defined in the file. If matching one alternate fails for any reason — either because an `assert` fails or a constructor does not match — matching backtracks, erasing any bound variables and proceeding with the next match.

2.2 Recursive Patterns and Function Patterns

One use case for PyPM is to fuse chains of operations into single nodes. For example, since RELU is idempotent, an arbitrary chain of RELUs can be compressed to a single RELU. However, PyPM as described so far cannot implement this use case, since all of the patterns described so far match

```

@pattern
def Half(x):
    return Div(x,2)

@pattern
def Half(x):
    return Mul(x,0.5)

@pattern
def Gelu(x):
    return Mul(Half(x),Plus(1,Erf(Div(x,1.41...))))

```

Figure 2. Alternate GELU Pattern

```

@pattern
def UnaryChain(x,f):
    return f(UnaryChain(x,f))

@pattern
def UnaryChain(x,f):
    return f(x)

```

Figure 3. Recursive Unary Function Pattern

subgraphs of fixed size. To match arbitrary-size graphs, we use recursive patterns. As the name suggests, recursive patterns allow one to define a pattern that refers to itself in its own body, which lets patterns pick out arbitrary-sized tree-shaped subgraphs from a computation graph.

The example in Figure 3 shows a pattern `UnaryChain` that matches subgraphs that look like `RELU(RELU(RELU(...)))`. In fact, this example actually matches more subgraphs than just those: it uses *function patterns*, abstracting over the particular operation in question, and matching a tower of a single arbitrary unary operator `f`. Used alone, matching recursive patterns never terminates. Like normal recursion, recursive patterns need a base case. In PyPM, this is accomplished with pattern alternates. In this example, the second alternate for `UnaryChain` does not make recursive use of itself, and so once the first alternate fails to match, the matcher will backtrack and select the second, terminating the match.

2.3 Local Variables and Match Constraints

Figure 4 shows a pattern similar to the unary operation chain example of Figure 3, matching subgraphs that are composed of combinations of one binary and one unary operation. However, there is one main difference. The variable `x` returned by a successful match gets bound to the *root* of the tree, as opposed to one of the leaves. This is accomplished by a combination of two new PyPM features: match constraints and local variables.

Local variables are straightforward. The special function `var()` generates a fresh pattern variable, locally scoped to

```

@pattern
def P(x,f,g):
    y = var()
    x <= f(P(y,f,g))
    return x

@pattern
def P(x,f,g):
    y = var()
    z = var()
    x <= g(P(y,f,g), P(z,f,g))
    return x

@pattern
def P(x,f,g):
    return x

```

Figure 4. Recursive Pattern with Local Variables and Match Constraints

the pattern being defined. For the (overarching) pattern to match, every fresh variable introduced must eventually be bound to *some* subterm.

Like guard patterns, match constraints are another kind of assertion constraining the variables in a pattern. The match constraint `x <= p` ensures that if `x` gets bound to a subgraph `t` to during matching of the surrounding pattern, `t` must itself match `p`.

2.4 PyPM Implementation

PyPM is implemented in two components. The first half is a frontend, written as a library in Python, that transforms the shallowly embedded syntax of PyPM programs into a portable serialized binary format. This transformation is essentially a symbolic execution which instruments the method definitions annotated by `@pattern` and `@rule` decorators, and then evaluates them with specially constructed “symbolic inputs” which trace all paths in the method bodies, collecting pattern constraints and returning a final pattern object to be serialized. These serialized pattern binaries are then dynamically loaded into and interpreted by the second half, a C++ backend integrated into the DLCB compiler. This pattern-matching pass of DLCB repeatedly walks the nodes in an operator graph, greedily rewriting all of the patterns it can match until no matches remain.

PyPM files are regular Python files, and are executed by the Python interpreter. Importing the `pypm` library brings the `@pattern` and `@rule` decorators into scope, and interpreting a method annotated with one of these decorators adds it to a global registry visible to the library. The entry point to the compiler is when a script asks to serialize its rules with `pypm.serialize()`. When this happens, the library walks all of the registered method definitions

and modifies their syntax, replacing builtin python operations with special versions that can be intercepted. For example assertions `assert e` are turned into calls to a function `_pattern_assert(e)`, assignments are turned into calls to `_pattern_bind_name(x, e)`, and control flow is replaced by code that will execute every branch, keeping track of which branch it's in. The transformed code is then JIT-compiled with the python bytecode compiler and then run, passing in special `pypm.Parameter` objects for all of its inputs. The execution of the pattern/rule traces the function and returns a python object that is its core calculus representation. Last, these symbolic patterns and rules are serialized into the portable format and returned to the user, who can then dump them to a file.

When DLCB starts, it dynamically loads and parses a user-specified set of pattern binaries. Then, when the rewriting compiler pass runs on an operator graph, the compiler repeatedly traverses the graph, attempting to match any of the patterns. Each time a node is visited, the compiler attempts to match the subtree rooted at that node against each of the loaded patterns, in order of their appearance in the original python file. When a match is found, the corresponding rule (if any) fires, and the replacement is built and substituted into the graph in place of the subgraph the pattern matched. The matching subroutine itself is complex (a great deal of complex C++), and requires walking both the operator graph and the pattern. Our theoretical contribution in Section 3 contains a stylized account of this algorithm, and a proof that it agrees with an intuitive semantics of PyPM. In short, the algorithm checks that the subgraph rooted at the current node has the same structure as the pattern, and that all of the assertions (guards) evaluate to true. If any nested patterns are encountered, DLCB recursively applies this algorithm at the current node. If the pattern has alternates, DLCB tries them in order, backtracking and trying the next alternative if matching fails.

3 Theory

In this section, we present CorePyPM, our formalization of PyPM. CorePyPM simplifies the details of PyPM down to a set of core pattern primitives, abstracting away from its embedded Python syntax and complicated C++ implementation. Moreover, computation graphs of operators are abstracted as syntax trees in CorePyPM, and so the calculus takes the familiar form of pattern matching against terms. CorePyPM has two semantics which describe the operation of this pattern matching language. The first is a *declarative* semantics; an idealized description of which terms match which patterns. This semantics is highly nondeterministic, and makes clairvoyant guesses in the presence of pattern alternates. The second is an *algorithmic* semantics which gives an account of how the actual matching algorithm runs, maintaining a stack of alternatives and backtracking when matches fail. This

$$\begin{aligned}
 t &::= f(t_1, \dots, t_n) && (\text{arity } f = n) \\
 p &::= x \\
 &| f(p_1, \dots, p_n) && (\text{arity } f = n) \\
 &| p \parallel p'
 \end{aligned}$$

Figure 5. Grammar of Terms and Basic Patterns

setup can be thought of through the analogy of PyPM with logic languages. The declarative semantics can be thought of as a proof system for pattern matching: given a witness, verify that the formula is satisfied. Meanwhile, the algorithmic semantics defines a *proof search* procedure for the logic: search for a witness to the formula.

In Section 3.1, we describe the minimal subset of CorePyPM required to understand CorePyPM and its two semantics. We then layer on the rest of the constructs in the rest of Section 3.

3.1 Simple Patterns and Matching

Because PyPM allows programmers to define operators, CorePyPM is parameterized over the set of operators in question. In particular, fix a set of operators Σ , and $\text{arity} \cdot : \Sigma \rightarrow \mathbb{N}$ denote their arities. We use f, g to range over elements of Σ . The set of terms is then inductively generated by correctly-saturated applications of elements of Σ to a list of terms. Note that as usual, constants are function symbols of arity 0. Patterns are then either (a) pattern variables x , (b) correctly-saturated applications of function symbols to a list of patterns $f(p_1, \dots, p_n)$, or (c) pattern alternates, written $p \parallel p'$. Figure 5 gives the grammar for both terms and basic patterns.

3.1.1 Declarative Semantics. The declarative semantics describes which terms match which patterns, under which substitutions. The judgment form of this semantics is $p @ \theta \approx t$, which we read as “the term t matches the pattern p with substitution θ ”. The θ position of this relation is a finite map from variables to terms. In the logic programming analogy, the substitution θ can be thought of as a witness to the match: it proves that t matches p by exhibiting a unifier.

The rules of the declarative semantics are defined in Figure 6 and proceed by cases on the pattern p being matched. The P-VAR rule states that a variable x matches against t with substitution θ if θ maps x to t . Notationally, we write $\theta(x) \mapsto t$ to mean “the substitution θ maps x to t ”. For function matching, the rule P-FUN says that a pattern $f(p_1, \dots, p_n)$ matches with θ a term if the term looks like $f(t_1, \dots, t_n)$, and for all i , p_i matches t_i with θ . Lastly, the rules P-ALT-1 and P-ALT-2 says that a pattern alternate $p \parallel p'$ matches t if either p or p' matches t . We note that in some formalizations of pattern matching and logic programming [15, 26], all closed/ground patterns are terms, and so “the term t matches against p with substitution θ ” can be instead phrased as $p[\theta] = t$. Because

$$\begin{array}{c}
\text{P-VAR} \\
\frac{\theta(x) \mapsto t}{x @ \theta \approx t} \\
\\
\text{P-ALT-1} \\
\frac{p @ \theta \approx t}{p || p' @ \theta \approx t} \\
\\
\text{P-FUN} \\
\frac{\forall i. (p_i @ \theta \approx t_i)}{f(p_1, \dots, p_n) @ \theta \approx f(t_1, \dots, t_n)} \\
\\
\text{P-ALT-2} \\
\frac{p' @ \theta \approx t}{p || p' @ \theta \approx t}
\end{array}$$

Figure 6. Declarative Semantics of Basic Patterns

of pattern alternates (and other features we'll see later), not all ground patterns are terms, and so we must specify what it means to “match” with an inductive relation.

Theorem 1 (Match Weakening). *If $p @ \theta \approx t$ and $\theta \subseteq \theta'$ then $p @ \theta' \approx t$*

3.1.2 Algorithmic Semantics. The algorithmic semantics describes how to determine if a term t matches a pattern p , and how to build the substitution if a match exists. This semantics is a state transition system which builds up a substitution over time, binding variables to subterms as it traverses the pattern and term being matched. Because of the nondeterministic nature of pattern alternates, the state machine may need to make guesses that it can un-make if it decides they were the wrong choice. To this end, the algorithmic semantics is backtracking-based, keeping track of a stack of saved program points to jump to if a conflict is encountered.

Formally, the state of the machine is one of three options. There are two terminal states, success (θ) recording a successful match terminating with θ , or failure indicating a failure to match. The most important state is running (θ, stk, k), which records the current substitution θ , a stack stk for backtracking, and a continuation k of actions to take before the matching can be considered successful.

A continuation k is list of *actions*, which (for the moment), are directives $\text{match}(p, t)$ to try matching p against t . To run the algorithmic semantics on p and t , we simply set the continuation to $[\text{match}(p, t)]$. As the semantics runs, the continuation grows and shrinks as matching obligations are generated and discharged. The stack stk is a list of backtrack nodes (θ, k) , recording a saved substitution and a continuation at a choice point.

The state transition system that defines the algorithmic semantics is given by a small-step relation $st \mapsto st'$ whose rules can be found in Figure 7. The step relation inspects the head of the continuation and transitions accordingly. If the head of the continuation is a command to match a variable x against a term t , there are three options. First, in ST-MATCH-VAR-BIND, the current substitution θ does not yet have a binding for x , in which case we step to a state where the substitution has been extended by $\{x \mapsto t\}$. Next, if θ already maps x to t , ST-MATCH-VAR-BOUND says to simply continue.

Last, in ST-MATCH-VAR-CONFLICT, θ maps x to a term other than t , and so we cannot proceed further along this course. In this case, if the backtracking stack is empty, we step to the failure state. Otherwise we pop the backtracking stack and replace the current substitution and continuation with the saved state. This dispatch (determining if the stack is empty and stepping to the correct state) is handled by a metafunction $\text{backtrack}(stk)$ to condense the two options into one rule.

If the head of the continuation says we must match a function pattern $f(p_1, \dots, p_n)$ against a term t , we inspect the term. If t is of the form $g(t_1, \dots, t_m)$ for some $f \neq g$ or if $m \neq n$, then we attempt to backtrack with ST-MATCH-FUN-CONFLICT. Otherwise, $t = f(t_1, \dots, t_n)$ and so ST-MATCH-FUN applies and we add the instructions to match p_i with t_i to the continuation.

Last, if the head of the continuation says we must match a pattern alternate $p || p'$ against t , ST-MATCH-ALT applies. In this rule we try the first alternate p , stepping to a state where the head of the continuation says to match p against t . We also push onto the backtracking stack, recording the current substitution and the current continuation with the second alternative p' prepended. This ensures that if matching p against t fails (or generates substitutions that conflict with the current continuation), we can try the other route.

Note that because this algorithmic treatment of pattern alternates is deterministic and left-eager, the algorithmic semantics is necessarily not complete with respect to the declarative semantics: matching $t = f(c_1, c_2)$ against $p = f(x, y) || f(y, x)$ with the algorithmic semantics will only ever yield the substitution $\{x \mapsto c_1, y \mapsto c_2\}$, despite the fact that the judgment $p @ \{x \mapsto c_2, y \mapsto c_2\} \approx t$ is also derivable. However the algorithm is sound in the sense that if the algorithmic semantics runs on p and t to success (θ) then $p @ \theta \approx t$, and if it runs to failure, no such θ exists.

Theorem 2 (Algorithmic Soundness). *If*

$$\text{running}(\emptyset, [], [\text{match}(p, t)]) \mapsto^+ \text{success}(\theta)$$

then $p @ \theta \approx t$. If

$$\text{running}(\emptyset, [], [\text{match}(p, t)]) \mapsto^+ \text{failure}$$

then there are no θ such that $p @ \theta \approx t$

Proof. A mechanized proof of soundness of CorePyPM can be found in the supplementary materials in Proof.v, theorems `succ_sound` and `fail_sound`. \square

3.2 Guarded Patterns

The analogue of PyPM's `assert` feature in CorePyPM is *guarded patterns* $p ; \text{guard}(g)$. In short, $p ; \text{guard}(g)$ matches against t under θ if p matches against t under θ , and the assignment of variables in θ makes the guard term g true, modelling assertion checks.

$$\begin{aligned}
a &::= \text{match}(p, t) \\
k &::= [] \mid a :: k \\
stk &::= [] \mid (\theta, k) :: stk \\
st &::= \text{success}(\theta) \mid \text{failure} \mid \text{running}(\theta, stk, k)
\end{aligned}$$

$$\text{backtrack}([]) = \text{failure}$$

$$\text{backtrack}((\theta, k) :: stk) = \text{running}(\theta, stk, k)$$

$$\begin{array}{c}
\text{ST-SUCCESS} \\
\hline
\text{running}(\theta, stk, []) \mapsto \text{success}(\theta) \\
\\
\text{ST-MATCH-VAR-BIND} \quad \neg \exists t'. (\theta(x) \mapsto t') \\
\hline
\text{running}(\theta, stk, \text{match}(x, t) :: k) \mapsto \text{running}(\theta \cup \{x \mapsto t\}, stk, k) \\
\\
\text{ST-MATCH-VAR-BOUND} \quad \theta(x) \mapsto t \\
\hline
\text{running}(\theta, stk, \text{match}(x, t) :: k) \mapsto \text{running}(\theta, stk, k) \\
\\
\text{ST-MATCH-VAR-CONFLICT} \quad \theta(x) \mapsto t' \quad t' \neq t \\
\hline
\text{running}(\theta, stk, \text{match}(x, t) :: k) \mapsto \text{backtrack}(stk) \\
\\
\text{ST-MATCH-FUN} \quad k' = [\text{match}(p_1, t_1), \dots, \text{match}(p_n, t_n)] \\
\hline
\text{running}(\theta, stk, \text{match}(f(p_1, \dots, p_n), f(t_1, \dots, t_n)) :: k) \mapsto \text{running}(\theta, stk, k' ++ k) \\
\\
\text{ST-MATCH-FUN-CONFLICT} \quad f \neq g \vee m \neq n \\
\hline
\text{running}(\theta, stk, \text{match}(f(p_1, \dots, p_n), g(t_1, \dots, t_m)) :: k) \mapsto \text{backtrack}(stk) \\
\\
\text{ST-MATCH-ALT} \quad stk' = (\theta, \text{match}(p', t) :: k) :: stk \\
\hline
\text{running}(\theta, stk, \text{match}(p \parallel p', t) :: k) \mapsto \text{running}(\theta, stk', \text{match}(p, t) :: k)
\end{array}$$

Figure 7. Algorithmic Semantics of Basic Patterns

$$\begin{aligned}
e &::= t.\alpha \mid x.\alpha \mid e + e \mid e - e \mid \dots \\
g &::= e = e' \mid e < e' \mid g \wedge g' \mid g \vee g' \mid \neg g \\
p &::= \dots \mid p; \text{guard}(g)
\end{aligned}$$

$$\begin{array}{c}
\text{P-GUARD} \\
\frac{p @ \theta \approx t \quad \llbracket g[\theta] \rrbracket = \text{True}}{p; \text{guard}(g) @ \theta \approx t}
\end{array}$$

Figure 8. Guarded Pattern Syntax and Declarative Semantics

Guards, written g , are boolean constraints over arithmetic expressions. Those arithmetic expressions can include terms like $x.\alpha$, where x is a pattern variable, and α is an *attribute*. While PyPM defines a concrete set of tensor-specific attributes like `.shape`, `.rank` and `.eltType`, we leave CorePyPM abstract and instead require a fixed set of attributes \mathcal{A} , along with an interpretation function $\llbracket \cdot \rrbracket : \mathcal{A} \rightarrow \text{Term} \rightarrow \mathbb{N}$ defining their meaning on terms. We then lift this function to

a \mathbb{N} -valued denotation on closed arithmetic expressions by $\llbracket t.\alpha \rrbracket = \llbracket \alpha \rrbracket(t)$ (and compositionally otherwise), and subsequently lift it to boolean-valued denotation on closed guard terms. Figure 8 shows how we extends the syntax of patterns to add guard terms, defines the syntax of guard terms and expressions, and defines the declarative semantics of guarded patterns. The rule P-GUARD simply says that $p; \text{guard}(g)$ matches against t if p matches against t , and if the substitution instance $g[\theta]$ is deemed True by the guard semantics.

The algorithmic semantics of guarded patterns can be found in Appendix A.

3.3 Existential Variables and Match Constraints

PyPM's `var()` and `<=` (match constraint) features also have corresponding constructs in CorePyPM. The former is modeled by *existential patterns* $\exists x.p$, which bring a pattern variable x into scope. The latter is modeled by a second kind of guarded pattern for match constraints, which we write as $p; (p' \approx x)$. The semantics of both constructs are straightforward. $\exists x.p$ matches against t under θ if there exists some t'

$$\begin{array}{c}
p ::= \dots \mid \exists x.p \mid p; (p' \approx x) \\
\\
\text{P-EXISTS} \\
\frac{p @ (\theta \cup \{x \mapsto t'\}) \approx t}{\exists x.p @ \theta \approx t} \\
\\
\text{P-MATCHCONSTR} \\
\frac{p @ \theta \approx t \quad \theta(x) \mapsto t' \quad p' @ \theta \approx t'}{p; (p' \approx x) @ \theta \approx t}
\end{array}$$

Figure 9. Syntax and Declarative Semantics of Existential Variables and Match Constraints

such that p matches against t under $\theta \cup \{x \mapsto t'\}$. Meanwhile, $p; (p' \approx x)$ matches against t under θ if p matches against t , and $\theta(x)$ matches against p' . These two constructs highlight the highly nondeterministic nature of the CorePyPM semantics, and demonstrate that our algorithmic semantics is nontrivial. Both P-EXISTS and P-MATCHCONSTR invent a term t' from nowhere, and so are obviously not directly implementable.

The algorithmic semantics for existential patterns and match constraints can be found in Appendix A.

3.4 Function Variables

In Section 2, we saw a PyPM pattern that matched a use of an arbitrary binary operation. So far, CorePyPM has only allowed for patterns like $f(p_1, \dots, p_n)$, where $f \in \Sigma$ is some particular function symbol. In this section, we handle this use case by introducing a second kind of variable called *function variables* that range over function symbols rather than whole terms. Then, by using a pattern variable F , we can write the pattern $F(x, y)$ to match a use of any binary operation. Formally, we extend the grammar of patterns so that if F is a function variable, we can form the pattern $F(p_1, \dots, p_n)$. Function variables have the same semantics as regular pattern variables, but simply bind function symbols rather than terms. For example, the pattern $F(F(x))$ matches terms that look like a unary function applied to itself twice. As discussed when function patterns were introduced, this feature takes CorePyPM beyond the standard logical strength of either (a) pattern matching in functional languages, or (b) logic programming.

As such, this feature requires a slight modification of what matching means. Witnessing that t matches p does not just require a substitution describing which pattern variables map to which terms, it also requires a map explaining which function variables get mapped to which symbols. To this end, we extend the matching judgment of the declarative semantics to include a function substitution ϕ , a finite map from function variables to elements of the set Σ . We write

this new judgment as $p @ \langle \theta, \phi \rangle \approx t$. All of the previously-described rules of the declarative semantics do not touch this component; it simply goes along for the ride. To see the full declarative rules of CorePyPM rendered with the function substitution included, see Appendix A. The declarative semantics rule for function variable application patterns P-FUN-VAR is straightforward: for $f(t_1, \dots, t_n)$ to match $F(p_1, \dots, p_n)$, each of the t_i must match p_i , and ϕ must map F to f .

The algorithmic semantics undergoes a similar modification where we add a function substitution ϕ to the running state, success state, and to backtracking nodes on the stack. The algorithmic rules for matching function variable patterns behave like a combination of the ST-MATCH-FUN rule for match actions of standard function patterns and the ST-MATCH-VAR-* rules for matching a variable. The full algorithmic semantics for function variables can be found in Appendix A.

3.5 Recursive Patterns

PyPM’s pattern recursion is modeled in CorePyPM by fix-point definitions, written $\mu P(x).p$. A pattern of this form may refer to the “recursive pattern call” $P(x)$ anywhere within the body pattern p . To match a term t against a recursive pattern, we simply unfold the recursion one step, substituting $\mu P(x).p$ for all occurrences of $P(x)$ inside p to get a new term p' , and then match t against p' .

Note that this includes the possibility of nonterminating patterns, as $\mu P(x).P(x)$ immediately unfolds to itself. A full formal treatment of the declarative and algorithmic semantics of recursive patterns can be found in Appendix A.

4 Use Of PyPM and Evaluation

In this section we review and evaluate two uses of PyPM — its primary use case in optimization and instruction selection, and a more novel use case we call directed graph partitioning.

4.1 Optimization

To demonstrate PyPM’s primary use case — rule-based optimization and instruction selection in AI models — we’ll show how rewriting by hand-crafted patterns for common operations can produce significant performance improvements across the board in a wide range of models.

All of the most advanced large language models are based on the transformer architecture, which has *multi-head attention* (MHA) as its most basic building block [24]. MHA is the operation $\text{MHA}(Q, K, V) = \text{softmax}(\alpha QK^T) V$, where the softmax is applied row-wise and α is a constant. Often, this operation is implemented verbatim, as three matrix products, a transpose, and a row-wise softmax. For an operation that is so frequently used during transformer model inference, this is clearly sub-optimal. Instead, we have developed a custom fused kernel that efficiently implements the forward pass

of MHA on a GPU. The supplementary materials include a simplified version of a pattern that matches instances of MHA in tensor computations, and a rule that replaces them with a call to fused multi-head attention (FMHA).

Because of the structure of neural networks, another common operation in inference is applying a pointwise activation function like RELU or GELU [10] to the result of a matrix multiplication or convolution operation. To this end, we have developed a GEMM matrix multiplication operation can include an *epilog*: a pointwise activation function fused into the implementation of the matrix multiplication¹. Of course, as discussed in Section 1, targeting this sort of operation is complicated and requires checking that the particular GEMM instance has size and shape parameters supported by the kernel. The supplementary materials also show a (once again simplified) pattern that matches fusible epilogs, and a rule that rewrites them to uses of the library operation.

We benchmark these optimizations with two different benchmarking suites. The first is Huggingface’s transformers benchmark [27], which tests the performance of inference in a wide range of pre-trained transformer models. The second is the TorchVision (TV) benchmark, which tests the performance of inference in a large set of pre-trained computer vision models. Both benchmarks include scripts to run a large number of inference passes through all of their models, and then report statistics about performance. This setup is intended to benchmark the same implementations of a wide range of models on different hardware. Here, we use repurpose these benchmarking scripts: we keep the hardware *fixed*² and instead vary the models themselves by optimizing them using DLCB with different PyPM rewrites enabled.

In both cases the model benchmarks are written as code in PyTorch [17], a popular Python framework for writing AI models. Our benchmarking harness first ingests the models and uses PyTorch to compile them to PyTorch’s internal IR. We then take the PyTorch IR code, transform it to DLCB’s internal IR, run the DLCB compiler, and dump the result back to PyTorch IR. Because DLCB only understands a (large) subset of PyTorch operators, unfamiliar operators are represented as opaque nodes, and cannot be matched by the PyPM pass. Last, we pass the optimized PyTorch code back to the HuggingFace and TorchVision benchmark scripts. These benchmark scripts (written by the HuggingFace and PyTorch teams, respectively) repeatedly run the models in forward (inference) mode, and report an average per-iteration wall-clock time.

We use DLCB to compile each model in the two benchmarks four ways. Once with the FMHA and Epilog optimizations disabled, once each with FMHA and Epilog only, and once with both optimizations enabled simultaneously. The

results of the benchmarks are shown in Figures 10 and 11. These figures show histograms, reporting the distributions of *relative speedups* (when compared to DLCB with neither optimization enabled.) across all models achieved under each set of optimizations.

All models were compiled with DLCB and subsequently benchmarked on a machine with an AMD Ryzen 7 3700X 8-Core processor clocked at 3630MHz, 128GB RAM, and an Nvidia A6000 Ampere GPU. The DLCB compiler itself runs entirely on the CPU. Figures 12 and 13 contain a graphs of the time spent running the pattern matcher during DLCB evaluation as a function of number of matches that are found in a model. While the number of matches is the primary determiner of compile-time cost, time spent matching also depends on the size of the AST of each model. Even in cases where matches are found, the pattern matcher must still traverse the entire model, potentially spending time checking “partial matches” that don’t end up actually matching the pattern. This is borne out by the Epilog matching costs: Even when there are none, the implementation takes 2 orders of magnitude longer looking for Epilog matches than MHA matches because there are *many* more matrix multiplies in all of the HF and TV models than potential MHA matches. However, we find that this compile-time cost is minimal across the board, with none of the matching passes — between both the FMHA and Epilog patterns on the HF and TV models — ever taking longer than 3 seconds to run to fixpoint on a particular model.

We note that it is not a contribution of this work — nor is it particularly surprising — to demonstrate that replacing inefficient implementations with bespoke fused ones yields a performance improvement. The point of these benchmarks is instead to demonstrate that PyPM is sufficiently expressive to be used by experts in handcrafting effective optimizations.

4.2 Directed Graph Partitioning

So far we have described PyPM alongside its primary use case, namely to replace subgraphs of tensor computations with hand-crafted kernels in cases where optimizing AI compilers cannot yet recognize the opportunities to do so. While we have shown PyPM to be effective in this use case, it does have one primary drawback which we freely recognize: hand-crafted replacements must be available for this technique to apply! While PyPM features like pattern alternates and guarded rules simplify the challenge of crafting replacements, it may not be feasible to manually write rules for very complex patterns which *do* have optimized replacements. Figure 14 shows an example of such a pattern: `MatMulEpilog` describes subgraphs that look like a matrix multiply followed by some number of pointwise operations. An optimizing AI compiler should be able to fuse such a subgraph into a single kernel that both performs the matrix multiplication and also applies the all of the pointwise operations. However, it’s not feasible to handwrite a PyPM rule as the right hand

¹This kernel is similar to, but not the same as, the cuBLAS GEMM kernel discussed in Section 1.

²All benchmarks are run on a machine with a single Nvidia RTX A6000 GPU.

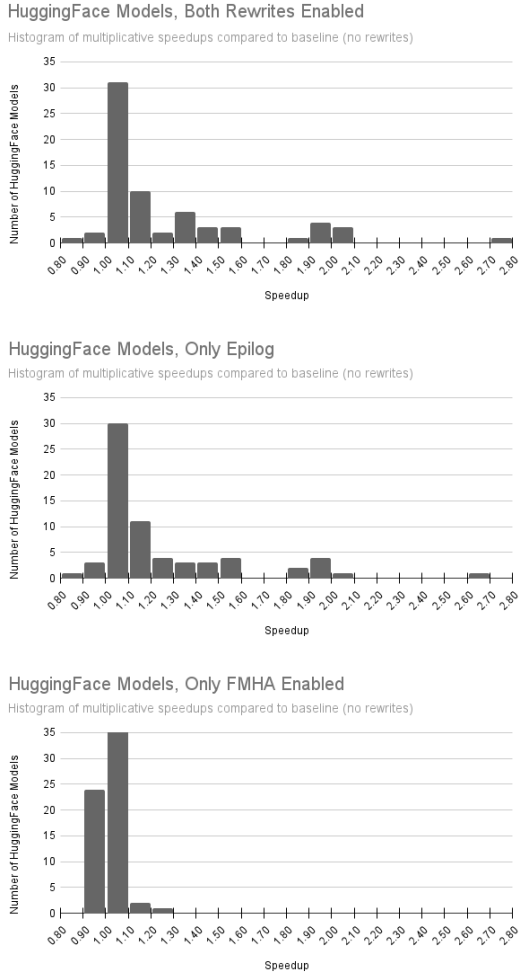


Figure 10. HuggingFace Benchmarks

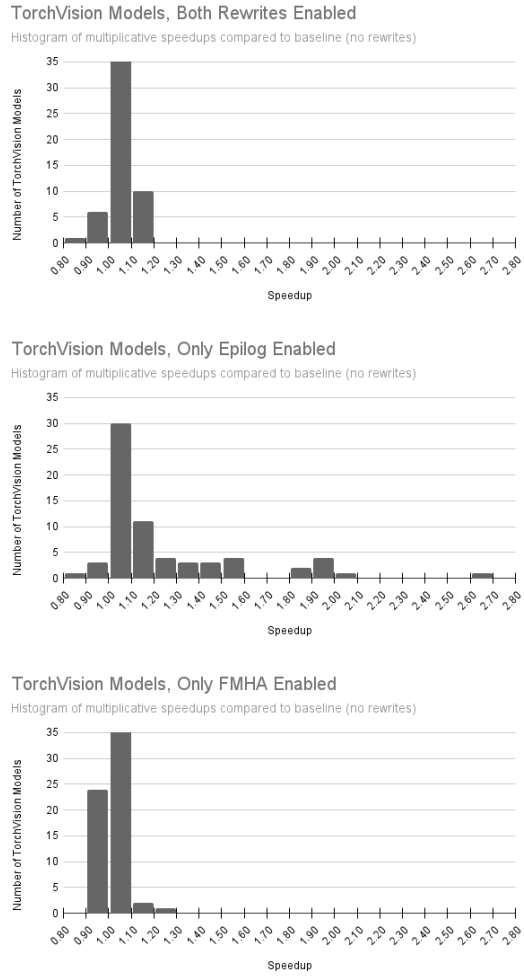


Figure 11. TorchVision Benchmarks

side — there are simply too many options. A natural idea in this scenario is to create the right hand side rule “just in time”. When we find a match, we can pass the subgraph off to an AI compiler that *can* build the fused kernel, and use the resulting blob as the replacement. We call this concept *Directed Graph Partitioning*. By using PyPM patterns, DLCB can partition a computation graph into subgraphs that we know can be optimized, and then recursively compile them.

5 Related Work

PyPM matches patterns in tensor computation graphs in a generic way, mediated by a general computation graph data structure in DLCB. Of course, these computation graphs come from a particular tensor programming framework. DLCB supports PyTorch [17], JAX [8] and TensorFlow [1] backends, and so PyPM’s design reflects the our desire to optimize models from those frontends in particular.

Many projects in the AI compilers space have also attempted to tackle the more general “retargeting” problem

that is PyPM’s *raison d’etre*. One notable example of research in this line is Exo [11], which externalizes (as the name suggests) the process of platform-specific code generation to libraries, rather than a compiler pass. Another project in the area is TVM [3], which is a full-fledged AI compiler with multiple hardware backends. Unlike Exo, TVM’s code generation is more traditional, and contained within the compiler itself. XLA [20] is another project similar in scope to DLCB which aims to optimize the model code generated by the afformented deep-learning frontend frameworks. All of the above projects have goals different than those of this paper. Rather than arguing for our particular approach to solving the architecture targeting problem, our focus is instead on presenting and arguing for the PyPM language itself, and presenting its formalized core.

Some machine learning model programming frameworks like Halide [19] and TVM[3] include scheduling languages that let the programmer specify a tensor computation separately from the way that loops are ordered and memory

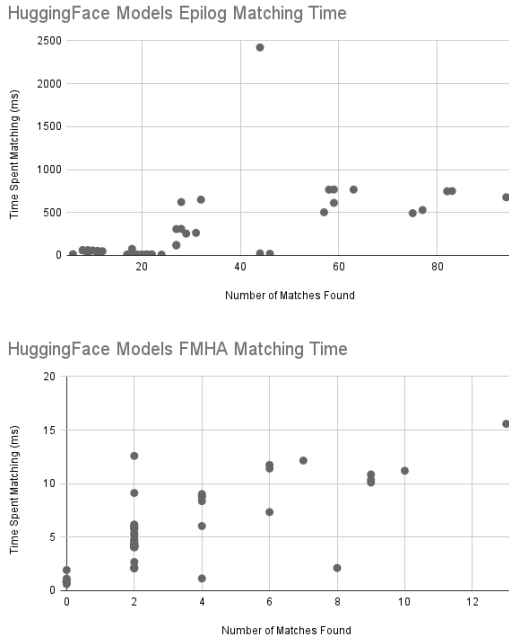


Figure 12. HuggingFace Compile Time Cost

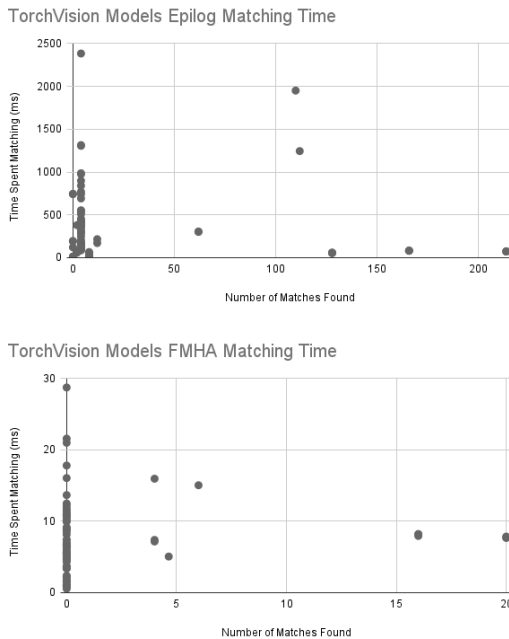


Figure 13. TorchVision Compile Time Cost

is laid out. The point of a scheduling language is to let the programmer manually specify the way that a computation is executed on a device. Meanwhile, DLCB exists to take naively-generated model code (i.e. without a schedule), and use rewriting combined with other techniques to schedule

```
@pattern
def PwSubgraph(x):
    UnaryOp = Op(1, 1)
    assert (
        UnaryOp.op_class == opclass("unary_pointwise")
    )
    y = var()
    x <= UnaryOp(PwSubgraph(y))
    return x

@pattern
def PwSubgraph(x):
    return x

def MatMulEpilog(x):
    a = var()
    b = var()
    x <= PwSubgraph(MatMul(a, b))
    return x
```

Figure 14. Matrix Multiplication Epilog Patterns

the computation. These are opposing solutions to similar problems – one manual, the other automatic. However, one could in principle use DLCB in concert with a scheduling language to further optimize the scheduled code.

The idea of using rewrite rules to produce high-performance array programs or GPU code is similarly well-explored. Projects like those of Steuwer et al. [21] and Hagedorn et al. [9] use rewriting to generate GPU code and optimize existing array codes, respectively. More recently, the success of the Egg project [26, 29] has spawned a flurry of works that use E-matching and equality saturation to optimize or generate code for tensor programs [22, 23, 28].

Prior work has also provided mathematical formalizations of other pattern-matching languages. The most closely related such effort was undertaken by Moura and Bjørner [15], who describe an algorithmic virtual machine for E-matching – a subset of PyPM’s matching algorithm – and prove it equivalent to a declarative definition of E-matching. The proof is not formalized, as the focus of the work is on the operation of the virtual machine. As far as mechanized proof efforts of pattern matching go, we are aware only of the work of De Santo et al. [5], who formalize the operation of JavaScript regular expression matching in Coq.

The design of PyPM takes inspiration from two main places. The first is structural pattern matching as popularized by functional languages in the ML and LISP families, where algebraic data values can be deconstructed by a matching operator that dispatches on their shape. This pattern matching differs from PyPM in two important ways, namely that they (a) do not *search* for matches as PyPM’s matcher does, and (b) are required to execute efficiently (at program

runtime), while PyPM's pattern execution can be somewhat inefficient due to it running at compiletime. This freedom to run (relatively) inefficiently means that PyPM patterns are much more expressive as they can include alternation and recursion. The second inspiration is from logic programming languages like Prolog [25], Datalog [13], and Egglog [29]. As discussed in Section 1, the concept of recursive patterns is borrowed from recursive formulae, and pattern alternates are rules with multiple disjunctive clauses. Some PyPM features like function patterns fall outside standard logic programming: function variables correspond to second-order logic programming [14]. Again, PyPM is distinguished from a logic language because its rewriting is destructive, and so evaluation is non-monotone.

Acknowledgments

The authors would like to thank the following people for their valuable input and other contributions to this work: Aravind Acharya, Somashekar Bhaskaracharya, William Brandon, Cade Brown, Hanfeng Chen, Evghenii Gaburov, Bastian Hagedorn, Sean Lee and Ben Schreiber.

References

- [1] Martín Abadi, Ashish Agarwal, Paul Barham, Eugene Brevdo, Zhifeng Chen, Craig Citro, Greg S. Corrado, Andy Davis, Jeffrey Dean, Matthieu Devin, Sanjay Ghemawat, Ian Goodfellow, Andrew Harp, Geoffrey Irving, Michael Isard, Yangqing Jia, Rafal Jozefowicz, Lukasz Kaiser, Manjunath Kudlur, Josh Levenberg, Dandelion Mané, Rajat Monga, Sherry Moore, Derek Murray, Chris Olah, Mike Schuster, Jonathon Shlens, Benoit Steiner, Ilya Sutskever, Kunal Talwar, Paul Tucker, Vincent Vanhoucke, Vijay Vasudevan, Fernanda Viégas, Oriol Vinyals, Pete Warden, Martin Wattenberg, Martin Wicke, Yuan Yu, and Xiaoqiang Zheng. 2015. TensorFlow: Large-Scale Machine Learning on Heterogeneous Systems. <https://www.tensorflow.org/> Software available from tensorflow.org.
- [2] L Susan Blackford, Antoine Petit, Roldan Pozo, Karin Remington, R Clint Whaley, James Demmel, Jack Dongarra, Iain Duff, Sven Hammarling, Greg Henry, et al. 2002. An updated set of basic linear algebra subprograms (BLAS). *ACM Trans. Math. Software* 28, 2 (2002), 135–151.
- [3] Tianqi Chen, Thierry Moreau, Ziheng Jiang, Lianmin Zheng, Eddie Yan, Meghan Cowan, Haichen Shen, Leyuan Wang, Yuwei Hu, Luis Ceze, Carlos Guestrin, and Arvind Krishnamurthy. 2018. TVM: an automated end-to-end optimizing compiler for deep learning. In *Proceedings of the 13th USENIX Conference on Operating Systems Design and Implementation (Carlsbad, CA, USA) (OSDI'18)*. USENIX Association, USA, 579–594.
- [4] Tri Dao, Dan Fu, Stefano Ermon, Atri Rudra, and Christopher Ré. 2022. Flashattention: Fast and memory-efficient exact attention with io-awareness. *Advances in Neural Information Processing Systems* 35 (2022), 16344–16359.
- [5] Noé De Santo, Aurèle Barrière, and Clément Pit-Claudel. 2024. A Coq Mechanization of JavaScript Regular Expression Semantics. *Proc. ACM Program. Lang.* 8, ICFP, Article 270 (aug 2024), 29 pages. <https://doi.org/10.1145/3674666>
- [6] The Coq development team. 2004. *The Coq proof assistant reference manual*. LogiCal Project. <http://coq.inria.fr> Version 8.0.
- [7] Satoshi Egi and Yuichi Nishiwaki. 2020. Functional Programming in Pattern-Match-Oriented Programming Style. *arXiv preprint arXiv:2002.06176* (2020).
- [8] Roy Frostig, Matthew Johnson, and Chris Leary. 2018. Compiling machine learning programs via high-level tracing. <https://mls.org/Conferences/doc/2018/146.pdf>
- [9] Bastian Hagedorn, Johannes Lenfers, Thomas Kundenedhler, Xueying Qin, Sergei Gorbach, and Michel Steuwer. 2020. Achieving high-performance the functional way: a functional pearl on expressing high-performance optimizations as rewrite strategies. *Proc. ACM Program. Lang.* 4, ICFP, Article 92 (Aug. 2020), 29 pages. <https://doi.org/10.1145/3408974>
- [10] Dan Hendrycks and Kevin Gimpel. 2016. Gaussian error linear units (gelus). *arXiv preprint arXiv:1606.08415* (2016).
- [11] Yuka Ikarashi, Gilbert Louis Bernstein, Alex Reinking, Hasan Genc, and Jonathan Ragan-Kelley. 2022. Exocompilation for productive programming of hardware accelerators. In *Proceedings of the 43rd ACM SIGPLAN International Conference on Programming Language Design and Implementation (San Diego, CA, USA) (PLDI 2022)*. Association for Computing Machinery, New York, NY, USA, 703–718. <https://doi.org/10.1145/3519939.3523446>
- [12] Robert Kowalski. 2014. Logic Programming. In *Computational Logic*, Jörg H. Siekmann (Ed.). Handbook of the History of Logic, Vol. 9. North-Holland, 523–569. <https://doi.org/10.1016/B978-0-444-51624-4.50012-5>
- [13] Robert Kowalski and Steve Smoliar. 1982. Logic for problem solving. *SIGSOFT Softw. Eng. Notes* 7, 2 (apr 1982), 61–62. <https://doi.org/10.1145/1005937.1005947>
- [14] D. Miller and G. Nadathur. 2012. *Programming with Higher-Order Logic*. Cambridge University Press. <https://books.google.com/books?id=xKsgAwAAQBAJ>
- [15] Leonardo Moura and Nikolaj Bjørner. 2007. Efficient E-Matching for SMT Solvers. In *Proceedings of the 21st International Conference on Automated Deduction: Automated Deduction (Bremen, Germany) (CADE-21)*. Springer-Verlag, Berlin, Heidelberg, 183–198. https://doi.org/10.1007/978-3-540-73595-3_13
- [16] Nvidia. [n. d.]. cuBLAS Documentation. <https://docs.nvidia.com/cuda/cublas/>. Accessed: 2014-09-10.
- [17] Adam Paszke, Sam Gross, Francisco Massa, Adam Lerer, James Bradbury, Gregory Chanan, Trevor Killeen, Zeming Lin, Natalia Gimelshein, Luca Antiga, Alban Desmaison, Andreas Köpf, Edward Yang, Zach DeVito, Martin Raison, Alykhan Tejani, Sasank Chilamkurthy, Benoit Steiner, Lu Fang, Junjie Bai, and Soumith Chintala. 2019. *PyTorch: an imperative style, high-performance deep learning library*. Curran Associates Inc., Red Hook, NY, USA.
- [18] Phitchaya Mangpo Phothilimthana, Archibald Samuel Elliott, An Wang, Abhinav Jangda, Bastian Hagedorn, Henrik Barthels, Samuel J. Kaufman, Vinod Grover, Emina Torlak, and Rastislav Bodik. 2019. Swizzle Inventor: Data Movement Synthesis for GPU Kernels. In *Proceedings of the Twenty-Fourth International Conference on Architectural Support for Programming Languages and Operating Systems (Providence, RI, USA) (ASPLOS '19)*. Association for Computing Machinery, New York, NY, USA, 65–78. <https://doi.org/10.1145/3297858.3304059>
- [19] Jonathan Ragan-Kelley, Connelly Barnes, Andrew Adams, Sylvain Paris, Frédo Durand, and Suman Amarasinghe. 2013. Halide: a language and compiler for optimizing parallelism, locality, and recomputation in image processing pipelines. In *Proceedings of the 34th ACM SIGPLAN Conference on Programming Language Design and Implementation (Seattle, Washington, USA) (PLDI '13)*. Association for Computing Machinery, New York, NY, USA, 519–530. <https://doi.org/10.1145/2491956.2462176>
- [20] Amit Sabne. 2020. XLA : Compiling Machine Learning for Peak Performance.
- [21] Michel Steuwer, Toomas Rimmel, and Christophe Dubach. 2016. Matrix multiplication beyond auto-tuning: Rewrite-based GPU code generation. In *2016 International Conference on Compilers, Architectures, and Synthesis of Embedded Systems (CASES)*. 1–10. <https://doi.org/10.1145/2911145.2911146>

1145/2968455.2968521

- [22] Jonathan Van der Cruyssen and Christophe Dubach. 2024. Latent Idiom Recognition for a Minimalist Functional Array Language Using Equality Saturation. In *Proceedings of the 2024 IEEE/ACM International Symposium on Code Generation and Optimization* (Edinburgh, United Kingdom) (CGO '24). IEEE Press, 270–282. <https://doi.org/10.1109/CGO57630.2024.10444879>
- [23] Alexa VanHattum, Rachit Nigam, Vincent T. Lee, James Bornholt, and Adrian Sampson. 2021. Vectorization for digital signal processors via equality saturation. In *Proceedings of the 26th ACM International Conference on Architectural Support for Programming Languages and Operating Systems* (Virtual, USA) (ASPLOS '21). Association for Computing Machinery, New York, NY, USA, 874–886. <https://doi.org/10.1145/3445814.3446707>
- [24] Ashish Vaswani, Noam M. Shazeer, Niki Parmar, Jakob Uszkoreit, Llion Jones, Aidan N. Gomez, Lukasz Kaiser, and Illia Polosukhin. 2017. Attention is All you Need. In *Neural Information Processing Systems*. <https://api.semanticscholar.org/CorpusID:13756489>
- [25] Jan Wielemaker, Tom Schrijvers, Markus Triska, and Torbjörn Lager. 2012. SWI-Prolog. *Theory and Practice of Logic Programming* 12, 1-2 (2012), 67–96.
- [26] Max Willsey, Chandrakana Nandi, Yisu Remy Wang, Oliver Flatt, Zachary Tatlock, and Pavel Panchekha. 2021. egg: Fast and extensible equality saturation. *Proc. ACM Program. Lang.* 5, POPL, Article 23 (jan 2021), 29 pages. <https://doi.org/10.1145/3434304>
- [27] Thomas Wolf, Lysandre Debut, Victor Sanh, Julien Chaumond, Clement Delangue, Anthony Moi, Pierric Cistac, Tim Rault, Rémi Louf, Morgan Funtowicz, Joe Davison, Sam Shleifer, Patrick von Platen, Clara Ma, Yacine Jernite, Julien Plu, Canwen Xu, Teven Le Scao, Sylvain Gugger, Mariama Drame, Quentin Lhoest, and Alexander M. Rush. 2019. HuggingFace's Transformers: State-of-the-art Natural Language Processing. *ArXiv abs/1910.03771* (2019). <https://api.semanticscholar.org/CorpusID:268093756>
- [28] Yichen Yang, Phitchaya Phothilimthana, Yisu Wang, Max Willsey, Sudip Roy, and Jacques Pienaar. 2021. Equality saturation for tensor graph superoptimization. *Proceedings of Machine Learning and Systems* 3 (2021), 255–268.
- [29] Yihong Zhang, Yisu Remy Wang, Oliver Flatt, David Cao, Philip Zucker, Eli Rosenthal, Zachary Tatlock, and Max Willsey. 2023. Better Together: Unifying Datalog and Equality Saturation. *Proc. ACM Program. Lang.* 7, PLDI, Article 125 (jun 2023), 25 pages. <https://doi.org/10.1145/3591239>

A Technical Appendix

The full grammar of terms and patterns is found in Figure 15. A listing of the full declarative semantics of PyPM is found in Figure 16, and a listing of the full algorithmic semantics is in Figure 17 and Figure 18.

$$\begin{aligned}
t &::= f(t_1, \dots, t_n) \quad (\text{arity } f = n) \\
e &::= t.\alpha \mid x.\alpha \mid e + e \mid e - e \mid \dots \\
g &::= e = e' \mid e < e' \mid g \wedge g' \mid g \vee g' \mid \neg g \\
p &::= x \\
&\mid f(p_1, \dots, p_n) \quad (\text{arity } f = n) \\
&\mid p \parallel p' \\
&\mid p ; \text{guard}(g) \\
&\mid \exists x.p \\
&\mid p ; (p' \approx x) \\
&\mid F(p_1, \dots, p_n) \\
&\mid \mu P(x_1, \dots, x_n)[y_1, \dots, y_n] \\
&\mid P(x_1, \dots, x_n)
\end{aligned}$$
Figure 15. Grammar of Terms and Patterns
$$\begin{array}{c}
\text{P-VAR} \\
\frac{\theta(x) \mapsto t}{x @ \langle \theta, \phi \rangle \approx t} \\
\\
\text{P-FUN} \\
\frac{\forall i. (p_i @ \langle \theta, \phi \rangle \approx t_i)}{f(p_1, \dots, p_n) @ \langle \theta, \phi \rangle \approx f(t_1, \dots, t_n)} \\
\\
\text{P-ALT-1} \\
\frac{p @ \langle \theta, \phi \rangle \approx t}{p \parallel p' @ \langle \theta, \phi \rangle \approx t} \\
\\
\text{P-ALT-2} \\
\frac{p' @ \langle \theta, \phi \rangle \approx t}{p \parallel p' @ \langle \theta, \phi \rangle \approx t} \\
\\
\text{P-GUARD} \\
\frac{p @ \langle \theta, \phi \rangle \approx t \quad \llbracket g[\theta] \rrbracket = \text{True}}{p ; \text{guard}(g) @ \langle \theta, \phi \rangle \approx t} \\
\\
\text{P-EXISTS} \\
\frac{p @ \langle (\theta \cup \{x \mapsto t'\}), \phi \rangle \approx t}{\exists x.p @ \langle \theta, \phi \rangle \approx t} \\
\\
\text{P-MATCHCONSTR} \\
\frac{p @ \langle \theta, \phi \rangle \approx t \quad \theta(x) \mapsto t' \quad p' @ \langle \theta, \phi \rangle \approx t'}{p ; (p' \approx x) @ \langle \theta, \phi \rangle \approx t} \\
\\
\text{P-FUN-VAR} \\
\frac{\phi(F) \mapsto f \quad \forall i (p_i @ \langle \theta, \phi \rangle \approx t_i)}{F(p_1, \dots, p_n) @ \langle \theta, \phi \rangle \approx f(t_1, \dots, t_n)} \\
\\
\text{P-MU} \\
\frac{p[\mu P(x_1, \dots, x_n).p/P][y_i/x_i] @ \langle \theta, \phi \rangle \approx t}{\mu P(x_1, \dots, x_n)[y_1, \dots, y_n].p @ \langle \theta, \phi \rangle \approx t}
\end{array}$$
Figure 16. Declarative Semantics

$$\begin{aligned}
a &::= \text{match}(p, t) \mid \text{guard}(g) \mid \text{checkName}(x) \mid \text{matchConstr}(p, x) \\
k &::= [] \mid a :: k \\
stk &::= [] \mid (\theta, \phi, k) :: stk \\
st &::= \text{success}(\theta, \phi) \mid \text{failure} \mid \text{running}(\theta, \phi, stk, k)
\end{aligned}$$

$$\text{backtrack}([]) = \text{failure}$$

$$\text{backtrack}((\theta, \phi, k) :: stk) = \text{running}(\theta, \phi, stk, k)$$

$ \frac{\text{ST-SUCCESS}}{\text{running}(\theta, \phi, stk, []) \mapsto \text{success}(\theta, \phi)} $	$ \frac{\text{ST-MATCH-VAR-BIND} \quad \neg \exists t'. (\theta(x) \mapsto t')}{\text{running}(\theta, \phi, stk, \text{match}(x, t) :: k) \mapsto \text{running}(\theta \cup \{x \mapsto t\}, \phi, stk, k)} $
$ \frac{\text{ST-MATCH-VAR-BOUND} \quad \theta(x) \mapsto t}{\text{running}(\theta, \phi, stk, \text{match}(x, t) :: k) \mapsto \text{running}(\theta, \phi, stk, k)} $	$ \frac{\text{ST-MATCH-VAR-CONFLICT} \quad \theta(x) \mapsto t' \quad t' \neq t}{\text{running}(\theta, \phi, stk, \text{match}(x, t) :: k) \mapsto \text{backtrack}(stk)} $
$ \frac{\text{ST-MATCH-FUN} \quad k' = [\text{match}(p_1, t_1), \dots, \text{match}(p_n, t_n)]}{\text{running}(\theta, \phi, stk, \text{match}(f(p_1, \dots, p_n), f(t_1, \dots, t_n)) :: k) \mapsto \text{running}(\theta, \phi, stk, k' ++ k)} $	
$ \frac{\text{ST-MATCH-FUN-CONFLICT} \quad f \neq g \vee m \neq n}{\text{running}(\theta, \phi, stk, \text{match}(f(p_1, \dots, p_n), g(t_1, \dots, t_m)) :: k) \mapsto \text{backtrack}(stk)} $	
$ \frac{\text{ST-MATCH-ALT} \quad stk' = (\theta, \phi, \text{match}(p', t) :: k) :: stk}{\text{running}(\theta, \phi, stk, \text{match}(p \parallel p', t) :: k) \mapsto \text{running}(\theta, \phi, stk', \text{match}(p, t) :: k)} $	
$ \frac{\text{ST-MATCH-GUARD}}{\text{running}(\theta, \phi, stk, \text{match}(p; \text{guard}(g), t) :: k) \mapsto \text{running}(\theta, \phi, stk, \text{match}(p, t) :: \text{guard}(g) :: k)} $	
$ \frac{\text{ST-CHECKGUARD-CONTINUE} \quad \llbracket g[\theta] \rrbracket = \text{True}}{\text{running}(\theta, \phi, stk, \text{guard}(g) :: k) \mapsto \text{running}(\theta, \phi, stk, k)} $	$ \frac{\text{ST-CHECKGUARD-BACKTRACK} \quad \llbracket g[\theta] \rrbracket = \text{False}}{\text{running}(\theta, \phi, stk, \text{guard}(g) :: k) \mapsto \text{backtrack}(stk)} $
$ \frac{\text{ST-CHECKNAME} \quad \theta(x) \mapsto t}{\text{running}(\theta, \phi, stk, \text{checkName}(x) :: k) \mapsto \text{running}(\theta, \phi, stk, k)} $	
$ \frac{\text{ST-MATCHCONSTR} \quad \theta(x) \mapsto t}{\text{running}(\theta, \phi, stk, \text{matchConstr}(p, x) :: k) \mapsto \text{running}(\theta, \phi, stk, \text{match}(p, t) :: k)} $	

Figure 17. Algorithmic Semantics Part 1

$$\begin{array}{c}
\text{ST-MATCH-EXISTS} \\
\frac{k' = \text{checkName}(x) :: k}{\text{running}(\theta, \phi, stk, \text{match}(\exists x.p, t) :: k) \mapsto \text{running}(\theta, stk, \text{match}(p, t) :: k')} \\
\\
\text{ST-MATCH-MATCHCONSTR} \\
\frac{k' = \text{matchConstr}(p', x) :: k}{\text{running}(\theta, \phi, stk, \text{match}(p; (p' \approx x), t) :: k) \mapsto \text{running}(\theta, \phi, stk, \text{match}(p, t) :: k')} \\
\\
\text{ST-MATCH-FUN-VAR-BIND} \\
\frac{\neg \exists f'. \phi(x) \mapsto f' \quad k' = [\text{match}(p_1, t_1), \dots, \text{match}(p_n, t_n)]}{\text{running}(\theta, \phi, stk, \text{match}(F(p_1, \dots, p_n), f(t_1, \dots, t_n)) :: k) \mapsto \text{running}(\theta, \phi \cup \{F \mapsto f\}, stk, k' ++ k)} \\
\\
\text{ST-MATCH-FUN-VAR-BOUND} \\
\frac{\phi(x) \mapsto f}{\text{running}(\theta, \phi, stk, \text{match}(F(p_1, \dots, p_n), f(t_1, \dots, t_n)) :: k) \mapsto \text{running}(\theta, \phi, stk, k' ++ k)} \\
\\
\text{ST-MATCH-FUN-VAR-CONFLICT} \\
\frac{(\phi(x) \mapsto g \wedge f \neq g) \vee m \neq n}{\text{running}(\theta, \phi, stk, \text{match}(F(p_1, \dots, p_n), f(t_1, \dots, t_m)) :: k) \mapsto \text{backtrack}(stk)} \\
\\
\text{ST-MATCH-MU} \\
\frac{p' = p[\mu P(x_1, \dots, x_n)/P][y_i/x_i]}{\text{running}(\theta, \phi, stk, \text{match}(\mu P(x_1, \dots, x_n)[y_1, \dots, y_n].p, t) :: k) \mapsto \text{running}(\theta, \phi, stk, \text{match}(p', t) :: k)}
\end{array}$$

Figure 18. Algorithmic Semantics Part 2