

MOPO: Multi-Objective Prompt Optimization for Affective Text Generation

Yarik Menchaca Resendiz^{1,2} and Roman Klinger²

¹Institut für Maschinelle Sprachverarbeitung, University of Stuttgart, Germany

²Fundamentals of Natural Language Processing, University of Bamberg, Germany

{yarik.menchaca-resendiz, roman.klinger}@uni-bamberg.de

Abstract

How emotions are expressed depends on the context and domain. On X (formerly Twitter), for instance, an author might simply use the hashtag #anger, while in a news headline, emotions are typically written in a more polite, indirect manner. To enable conditional text generation models to create emotionally connotated texts that fit a domain, users need to have access to a parameter that allows them to choose the appropriate way to express an emotion. To achieve this, we introduce MOPO, a Multi-Objective Prompt Optimization methodology. MOPO optimizes prompts according to multiple objectives (which correspond here to the output probabilities assigned by emotion classifiers trained for different domains). In contrast to single objective optimization, MOPO outputs a set of prompts, each with a different weighting of the multiple objectives. Users can then choose the most appropriate prompt for their context. We evaluate MOPO using three objectives, determined by various domain-specific emotion classifiers. MOPO improves performance by up to 15 pp across all objectives with a minimal loss (1–2 pp) for any single objective compared to single-objective optimization. These minor performance losses are offset by a broader generalization across multiple objectives – which is not possible with single-objective optimization. Additionally, MOPO reduces computational requirements by simultaneously optimizing for multiple objectives, eliminating separate optimization procedures for each objective.

1 Introduction

Large language models (LLMs) have improved system performances on many natural language processing (NLP) tasks. The standard approach to find prompts is either manual prompt engineering or automatic prompt optimization with some annotated data. In the case of prompt optimization, it is however difficult to consider all relevant aspects: Real-

		Optimized Text Output	Emotion Fitness Score:	
			News Headlines	Social Media
Single Objective	News Headlines:			
	<i>Severe Weather Expected</i>	95%	20%	
Single Objective	Social Media:			
	<i>Rough weather is coming #StaySafe</i>	20%	95%	
Multiple Objective	News Headlines & Social Media:			
	<i>Severe Weather Expected!</i>	90%	70%	
	<i>Severe Weather Alert—Stay Prepared!</i>	85%	85%	
	<i>Bad weather is coming #StaySafe</i>	70%	90%	

Figure 1: Examples of prompt-based generated text. The prompts are optimized for two conflicting objectives: News Headlines and Social Media. The Emotion Fitness Score evaluates how well the text fulfills each objective. In the Single Objective section, prompts are optimized either for News Headlines (high score for news) or Social Media (high score for social media), leading to lower fitness scores in the other category. In contrast, Multi-Objective prompts optimize for both News Headlines and Social Media simultaneously, generating a range of high-performing options. Users can select the best-performing prompt for each objective or choose a balanced option (e.g., “*Severe Weather Alert—Stay Prepared*”, which fits 85% across all objectives).

world applications often demand prompts that satisfy multiple requirements (objectives) simultaneously. For instance, in healthcare systems, prompts must balance clarity and accuracy (factuality) to provide information that is both understandable and reliable. However, simplifying medical information for clarity might compromise medical accuracy. Similarly, in affective text generation (our use case), a newspaper headline is usually formal, while the same meaning would be communicated in a more informal way in social media. Figure 1 shows an example, including an output that would be acceptable across domains. Automatic prompt optimization can lead to a well-performing prompt for the domain it has been optimized for, but it might not generalize well to other domains.

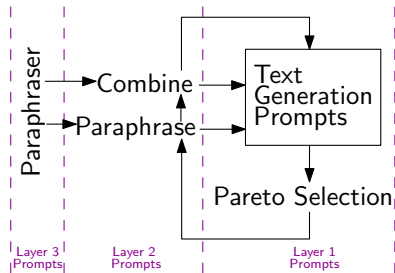


Figure 2: Three layers of prompts in our MOPO approach for multi-objective prompt optimization for affective text generation.

To enable end-users to select their desired weighting across multiple domains without retraining the prompts, we introduce the Multi-Objective Prompt Optimization (MOPO) method. It consists of a three-layer optimization model, two of which are self-optimizing (see Figure 2). Each layer corresponds to a set of prompts and specific tasks in the optimization process. Layer-1 consists of prompts that solve the task at hand: affective text generation (e.g., “Write a text that expresses Joy”). Layer-2 consists of prompts that change the set of Layer-1 prompts, by paraphrasing and combining them into new prompts (e.g., “Paraphrase. . .” or “Mix the two prompts . . . into a new single prompt.”). Layer-3 changes Layer-2 prompts such that they are potentially more effective in optimizing Layer-1 prompts. Layer-3 is not iteratively optimized. MOPO uses Pareto optimization to explore trade-offs between multiple objectives within the Layer-1 prompts by applying the Non-dominated Sorting Genetic Algorithm II (NSGA-II, Deb et al., 2000)¹.

To understand the properties of MOPO, we answer the following research questions: “RQ1: How does single-objective prompt optimization for affective text generation compare to multi-objective prompt optimization?”, “RQ2: How do paraphrasing and combining prompts affect the performance of the overall optimization procedure?”, and “RQ3: How does multi-objective optimization impact the quality of the generated texts?”.

2 Related Work

2.1 Affective Text Generation

Research on conditional language generation has predominantly focused on sentiment polarity (Zhang et al., 2019; Maqsud, 2015; Niu and Bansal, 2018) and generating text based on topics (Orbach

and Goldberg, 2020; Chan et al., 2021). Among the few studies addressing emotion conditions, Affect-LM (Ghosh et al., 2017) stands out as a language model for crafting conversational texts. In the area of dialogue systems, the Emotional Chatting Machine (Zhou et al., 2018) integrates modules for abstract emotion representation, emotion state transitions, and uses an external emotion lexicon. EmoDS (Song et al., 2019) generates responses conveying specific emotions through either direct input or context, using a sequence-level emotion classifier. Colombo et al. (2019) introduces a GPT-2-based (Radford et al., 2019) framework that combines classifiers with emotion and topic lexicons for conditioned outputs. The Multi-turn Emotional Conversation Model (Cui et al., 2022, MECM) enhances conversation by maintaining emotional continuity. Furthermore, Menchaca Resendiz and Klinger (2023a) demonstrate that incorporating appraisal alongside emotion conditions enables fine-grained control of emotion generated text. Further, they show how prompts can be automatically optimized for affective text generation (Menchaca Resendiz and Klinger, 2023b).

2.2 Multi-Objective Optimization

Genetic algorithms (GAs), introduced by Holland (1975), are used in various optimization tasks due to their ability to explore large and complex solution spaces (Goldberg, 1989; Mitchell, 1996). This exploration is achieved by introducing randomized changes to individual solutions (mutation) and combining traits from two-parent solutions (crossover) to create new candidates. Genetic evolutionary optimization handles multiple solutions at the same time, and is therefore a straight-forward candidate for extension to multi-objective optimization. Here, each solution has a different weighting of multiple objectives, offering a selection to end users. Prominent instances of such multi-objective optimization methods are NSGA (Srinivas and Deb, 1994), NSGA-II (Deb et al., 2002), and NSGA-III (Deb and Jain, 2014), which use Pareto optimization (Pareto, 1906) to rank solutions based on competing objectives.

In NLP, GAs have been applied to tasks such as machine translation, where Jon and Bojar (2023) explored modifications to mutation and crossover processes. In a similar context, Huang et al. (2023) used Pareto optimization to manage trade-offs between two languages. Liu et al. (2022) introduced an evaluation framework that utilizes the Pareto

¹The code and resources can be found at <https://www.uni-bamberg.de/en/nlproc/resources/mopo/>

Frontier to assess performance across various language understanding tasks. This work showcases the utility of Pareto optimization in enhancing language models’ efficiency and efficacy.

2.3 Prompt Optimization

LLMs have demonstrated the ability to solve tasks in zero- or few-shot learning settings via prompting (Semnani et al., 2023; Lin et al., 2022). These prompts include instructions to guide the model’s text generation. For example, in text classification (Hu et al., 2022; Gu et al., 2022), they combine the instruction with a class label (e.g., “*Tag the following text as positive or negative ...*”). Summarization prompts mention keywords like “*TL;DR*” or “*summarize*” (Radford et al., 2019; Narayan et al., 2021). Machine translation prompts (Raffel et al., 2020) specify the languages to translate between (e.g., “*Translate English to German*”).

While manual prompt development can be successful, automatic prompt optimization is crucial for overcoming limited adaptability and user subjectivity. AutoPrompt (Shin et al., 2020) suggests a “fill-in-the-blanks” method with gradient-guided search. Menchaca Resendiz and Klinger (2023b) introduce an iterative method for automatic prompt optimization in emotion-conditioned text generation, which modifies prompts by adding, replacing, or removing tokens. OpenPrompt (Ding et al., 2022) provides tools for prompt training through templates and verbalizers. Deng et al. (2022) employ reinforcement learning to discover effective prompt variation tactics. Promptbreeder (Fernando et al., 2024) uses self-referential optimization of a group of task prompts. We build on top of their work and extend it to text generation. Further, we include Pareto optimization, which has, so far, not been used in any prompt optimization task.

3 MOPO

In the following section, we introduce our Multi-Objective Prompt Optimization method MOPO for emotion-conditioned text generation. It uses prompts for text generation, which are optimized with Pareto optimization following multiple objectives. We refer to these *task-specific* prompts as Layer-1 prompts. The variations in the set of prompts are induced by paraphrasing them (in GA terminology: mutation) and combining them (in GA terminology: crossover). These variations are performed via prompting as well (we refer to

Algorithm 1: MOPO

Input : Seed Prompts \mathbf{SP} ,
Combine Prompts \mathbf{P}_c ,
Paraphrase Prompts \mathbf{P}_p ,
Generations I ,
Generation size G ,
Max Chromosomes per Breeding C

Output : Optimized Prompts \mathbf{P}_{opt}

```

 $\mathbf{P}_{opt} \leftarrow \mathbf{SP}$ ;
 $i \leftarrow 0$ ;
 $\mathbf{P}_{cands} \leftarrow \{\}$ ;
while  $i < I$  do
     $\mathbf{P}_{pop} \leftarrow \mathbf{P}_{opt}$ ;
     $\mathbf{P}_{pop}, \mathbf{P}_c \text{ += } \text{Combine}(\mathbf{P}_{pop}, \mathbf{P}_c, C)$ ;
     $\mathbf{P}_{pop}, \mathbf{P}_p \text{ += } \text{Paraphrase}(\mathbf{P}_{pop}, \mathbf{P}_p, C)$ ;
     $\mathbf{T}_{pop} \leftarrow \text{TextGeneration}(\mathbf{P}_{pop})$ ;
     $\mathbf{T}_{eval} \leftarrow \text{FitnessEvaluation}(\mathbf{T}_{pop})$ ;
     $\mathbf{P}_{opt} \leftarrow \text{ParetoSelection}(\mathbf{T}_{eval}, G)$ ;
     $\mathbf{P}_{cands} \text{ += } \mathbf{P}_{opt}$ ;
     $\mathbf{P}_c \leftarrow \text{CombinePromptSelection}(\mathbf{P}_c)$ ;
     $\mathbf{P}_p \leftarrow \text{ParaphrasePromptSelection}(\mathbf{P}_p)$ ;
     $i \leftarrow i + 1$ ;
 $\mathbf{P}_{opt} \leftarrow \text{ParetoSelection}(\mathbf{P}_{cands}, G)$ ;
return  $\mathbf{P}_{opt}$ ;

```

these prompts as Layer-2 prompts). The Layer-2 prompts that perform the variations on Layer-1 prompts are further optimized by fixed prompts which we refer as Layer-3. The selection of Layer-1 prompts follows multiple objective functions – Layer-2 prompts are selected based on their contribution to the success of Layer-1 prompts. This intuitive understanding, visualized in Figure 2, is explained more formally in the next section.

3.1 Algorithm

The iterative process (Algorithm 1) optimizes a set of *task-specific* prompts (Layer-1, e.g., “Write a text that expresses Joy”). Initially, the optimized prompts \mathbf{P}_{opt} are the seed *task-specific* prompts \mathbf{SP} . Each generation starts by treating the current prompts to be optimized (\mathbf{P}_{opt}) as the full prompt population (\mathbf{P}_{pop}). We then expand \mathbf{P}_{pop} by applying the operations *Combine* and *Paraphrase* (Section 3.2). Next, we use a pre-trained language model to generate n texts for each *task-specific* prompt (\mathbf{T}_{pop} , e.g., “I like to eat tacos”, Section 3.3). The performance of each \mathbf{P}_{pop} is evaluated by the *FitnessEvaluation* function (Section 3.4), based on the texts it generates (\mathbf{T}_{pop}).

The top G *task-specific* prompts are selected from the current generation using non-dominated sorting within the *ParetoSelection*, forming the next generation \mathbf{P}_{opt} . Finally, we optimize Layer-2 prompts (\mathbf{P}_c and \mathbf{P}_p) to make them more effec-

Algorithm 2: Combine

Input : Parent Prompts \mathbf{P}_{pop} ,
Combine Prompts \mathbf{P}_C ,
Max Chromosomes per Breeding C
Output : Combined Prompts \mathbf{P}_{C-pop} ,
Paraphrased Combine-Prompts \mathbf{P}_C
 $\mathbf{P}_C \leftarrow \text{Paraphrase}(\mathbf{P}_C)$;
for P_m, P_n **in** $\text{PairSample}(\mathbf{P}_{pop})$ **do**
 $\mathbf{P}_{C-pop} += \text{PromptCombine}(P_m, P_n, \mathbf{P}_C, C)$;
return $\mathbf{P}_{C-pop}, \mathbf{P}_C$;

tive and adaptable in the operations *Combine* and *Paraphrase*. This is done by selecting the Layer-2 prompts that contributed to the best Layer-1 results across all objectives, using *CombinePromptSelection* and *ParaphrasePromptSelection*.

3.2 Genetic Operations

Combine. We pair the best *task-specific* prompts from each objective to create prompts that better fulfill both objectives simultaneously.² Algorithm 2 first paraphrases \mathbf{P}_C (the Layer-2 prompts that are used to combine multiple Layer-1 prompts) using Layer-3 prompts (fixed prompts, Table 11), with the aim of optimizing not only the *task-specific* prompts \mathbf{P}_{pop} but also the \mathbf{P}_C in each iteration. *PairSample* selects all pair combinations P_m, P_n of the best prompts from each objective³. Finally, we generate C new prompts for each prompt in \mathbf{P}_C for each pair P_m, P_n .

Paraphrase. We paraphrase each *task-specific* prompt P_m within \mathbf{P}_{pop} individually. Analogous to the *Combine* operation, we paraphrase \mathbf{P}_P with the same fixed set of prompts. As shown in Algorithm 3, we perform two separate paraphrasing steps: (1) Sentence level (*SentenceParaphrase*), which uses each paraphrase prompt in \mathbf{P}_C (e.g., “*Paraphrase the following sentence: ...*”) to generate C new prompts for P_m . (2) Word level (*WordParaphrase*), which involves three operations, one at a time: *Addition* adds the most probable token at any position within the prompt, including both the beginning and the end, based on a masked pre-trained model (e.g., RoBERTa). *Removal* deletes a token from the prompt. *Replacement* exchanges a token by the most probable token⁴.

²For example, combining P_m (“*Write a polite text expressing Joy*”) and P_n (“*Write a text expressing Joy in less than 20 words*”) can result in the prompt “*Write a short and polite text expressing joy*”.

³Selection is based on the *FitnessEvaluation* from the previous generation or is random if $i = 0$.

⁴*Addition* and *Replacement* use the $\langle \text{mask} \rangle$ token.

Algorithm 3: Paraphrase

Input : Parent Prompts \mathbf{P}_{pop} ,
Paraphrase Prompts \mathbf{P}_P ,
Max Chromosomes per Breeding C
Output : Paraphrase Prompts \mathbf{P}_{p-mod} ,
Optimized Paraphrase Prompts \mathbf{P}_P
 $\mathbf{P}_P \leftarrow \text{Mutate}(\mathbf{P}_P)$;
for P_m **in** \mathbf{P}_{pop} **do**
 $\mathbf{P}_{p-pop} += \text{SentenceParaphrase}(P_m, \mathbf{P}_P, C)$;
 $\mathbf{P}_{p-pop} += \text{WordParaphrase}(P_m, C)$;
return $\mathbf{P}_{p-pop}, \mathbf{P}_P$;

3.3 Text Generation

We generate text for each *task-specific* prompt (e.g., “*Text that expresses $\langle \text{em} \rangle$ ””) in \mathbf{P}_{pop} using a large pre-trained language model, such as GPT-3.5 (OpenAI, 2022), Llama-2 (Touvron et al., 2023), or Mistral 7B (Jiang et al., 2023). To do this, $\langle \text{em} \rangle$ is replaced with each relevant emotion category – anger, disgust, fear, joy, or sadness. We refer to these instantiations as *Text Generation Prompts*.*

3.4 Fitness Evaluation

Each *task-specific* prompt is evaluated through the texts generated from its corresponding *Text Generation Prompt*. The evaluation compares the intended emotional condition of the prompt with the predictions made by objective classifiers. The probability scores for the correct class are used as the objective value during optimization and final evaluation. These probability scores are obtained from two independent classifiers, each trained on separate data. In the evaluation, we filter out generated texts that are a paraphrase of the *Text Generation Prompt*⁵.

3.5 Pareto Selection

We utilize the NSGA-II algorithm to rank prompts from the set \mathbf{T}_{eval} , which forms the Pareto front – the set of optimal solutions balancing multiple conflicting objectives. While the ideal in natural language generation is to find a single solution that maximizes all objectives, this is rarely achievable in practice. Pareto selection provides a practical approach, allowing us to identify a set of solutions that represent the best possible trade-offs between competing objectives.

The NSGA-II uses non-dominated sorting to rank prompts based on their performance across the objective front. A prompt a is non-dominated if

⁵We filter out texts with a BLEU score > 0.2 . For example, a language model generates “The text expresses joy.” from the *Text Generation Prompt*: “*Write a text that expresses joy*”.

LLM	Prompt	ISEAR	TEC	AT	Avg.
Seed	Write a text that expresses $\langle em \rangle$.92	.60	.31	.63
GPT-3.5	I came across $\langle em \rangle$ while $\langle circumstance \rangle$ because $\langle reason \rangle$.	.99	.97	.96	.97
Llama	? Sure! Here’s a sentence that combines the key elements of “The aroma of fresh baked croissants wafted”, “The rhythmic beats of $\langle em \rangle$ music played in the background”, and “The soothing melodies of the $\langle class \rangle$ genre transported me to	.99	.97	.94	.96
Mistral	Unlock the true potential of $\langle em \rangle$ to craft a compelling and moving expression that resonates deeply with your audience and leaves a profound impact	.99	.97	.91	.95

Table 1: Performance of the best seed prompt and multi-objective optimized prompts for three LLMs. ISEAR, TEC, and Affective Text (AT) columns show their respective fitness evaluations and Average (Avg.) represents the fitness averaged across all objectives.

no other prompt b exists such that $\forall i, f_i(b) \geq f_i(a)$ and $\exists j, f_j(b) > f_j(a)$, where f_i represents the objective functions. This approach finds solutions that may not be perfect for every objective, but are optimal given the inherent trade-offs.

In addition to the top-n solutions ranked by NSGA-II, we also include the top-n performing solutions from each individual objective that were excluded from the Pareto ranking. This inclusion is based on the assumption that highly objective-specific solutions can contribute valuable features to the next generation, particularly during genetic operations such as combination.

4 Experiments

We evaluate the Multi-Objective Prompt Optimization (MOPO) algorithm for affect-driven text generation using three datasets. Each of them exhibits distinct emotional characteristics. We compare MOPO to the single-objective method by [Menchaca Resendiz and Klinger \(2023b\)](#) which is the only approach we are aware of that studied prompt optimization for text generation (see Section 2).

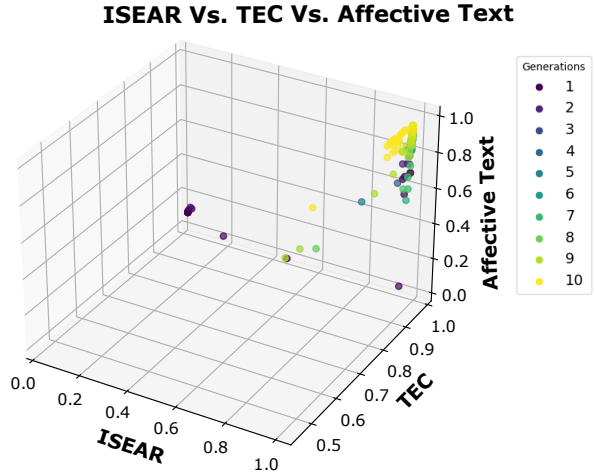


Figure 3: Improvement in the 10 best-performing prompts from Generation 1 (dark blue) to 10 (yellow). Most prompts reach almost a score of 1.

Objective Functions. We use three emotion datasets to train the emotion classifiers. The ISEAR dataset contains personal narratives from people across various cultures, capturing emotional experiences ([Scherer and Wallbott, 1994](#)). AffectiveText includes news headlines annotated for emotional content and valence ([Strapparava and Mihalcea, 2007](#)). TEC is a collection of tweets labeled with emotions, representing the spontaneous expression of feelings on social media ([Mohammad, 2012](#)). See Appendix B for more information on the training and performance of these classifiers.

Language Model. We employ GPT-3.5⁶, Llama-7B-Chat, and Mistral-7B as the underlying language models for conditional text generation, paraphrasing, and crossover operations⁷.

Seed Prompts. We use 10 *task-specific* seed prompts (P_{pop}), as listed in Table 9 in the Appendix. We designed these prompts based on simplicity and data set specificity. The Combination Prompts (P_c , *Mix the two prompts: “[prompt_1]” “[prompt_2]” Into a new single sentence.*), Paraphrase Prompts (P_p , *Paraphrase the following sentence into a new sentence: “[prompt]”*), and Fixed Paraphrase Prompts (P_{fix} , *Reorganize the sentence to convey the same meaning: “[prompt]”*) were designed following similar strategies. The full list of prompts is provided in Appendix A.

⁶The total cost of the experiments was 80.95 USD. They have been performed in April 2024.

⁷We generate 5 sentences per *Text Generation Prompt*. Crossover and Paraphrase generate 3 prompts each.

G.	Prompt (Layer-1)	Operation Prompt (Layer-2)	Op.	Generated Text
0	Please complete the sentence: I felt ⟨em⟩ when/because	—	—	accomplished something I have been working towards for a long time.
1	Finish the sentence by writing: I felt ⟨em⟩ due to or when.	Please paraphrase the following sentence in a clear and concise manner: “Please complete the sentence: I felt ⟨em⟩ when/because”	p.	I felt joy when I saw my newborn baby for the first time.
2	Complete the sentence by adding: I experienced ⟨em⟩ because or when.	Please paraphrase the following sentence in a clear and concise manner: “Finish the sentence by writing: I felt ⟨em⟩ due to or when.”	p.	I experienced joy because I achieved my goal of running a marathon.
3	Enhance the sentence by incorporating: I encountered ⟨em⟩ at the moment when...	Rewrite “Complete the sentence by adding: I experienced ⟨em⟩ because or when.” in a creative and engaging manner while keeping the original message intact.	p.	I encountered joy at the moment when I saw my loved ones after being apart for so long.
4	I encountered ⟨em⟩ at the moment when <reason> due to or while <circumstance>.	Carefully examine both “Enhance the sentence by incorporating: I encountered ⟨em⟩ at the moment when...” and “Finish the sentence by stating: I encountered ⟨em⟩ due to or while.” before combining their main ideas or themes into a single, coherent sentence incorporating elements from both original statements.	c.	I encountered joy at the moment when my team won the championship game due to our hard work and dedication throughout the season.

Table 2: Example of prompt optimization over four generations (G.), where generation 0 is the seed prompt. The Operation Prompt column shows the **genetic operation prompt** used to improve the Layer-1 prompt from the previous generation. The Operation (Op.) column specifies the genetic operation: paraphrase (p.) or combine (c.). All generated texts are for the emotion ((em)) Joy.

Single- & Multi-objective optimization. We start the prompt optimization process with the same set of seed prompts over 10 generations across four setups: (1) Multi-objective optimization applying three objective functions simultaneously, and (2–4) Single-objective, using each objective individually.

Single-Objective Baseline. Similar to MOPO, we use the same objective functions (classifiers), seed prompts, and language models for the single-objective automatic prompt optimization.

5 Results

5.1 RQ1: Multi-objective vs. single-objective optimization

We begin by evaluating the generalization performance of multi-objective optimization. We compare multi- and single-objective optimized prompts against seed prompts to confirm that the process generally works. Then, we compare multi- vs. single-objectively optimized prompts.

Multi-objective. Table 1 compares seed prompts with optimized prompts using three different LLMs. MOPO improves the macro-average score by up to 34 pp (GPT-3.5) and by at least 25 pp (Mistral). We focus on GPT-3.5 because it outperforms Llama-7B

and Mistral-7B. The consistent high fitness scores – .99 (ISEAR), .97 (TEC), and .96 (Affective Text) – demonstrate effective multi-objective optimization. Corresponding results and analyses for the other models are available in the appendix.

Table 2 traces the operations in the optimization process of the best prompts. It shows examples of generated text across generations. Figure 3 shows the optimization process across all emotions, while Figure 4 focuses on the emotion *joy* – comparing two of the three objectives simultaneously. Optimization results for all emotions are provided in Figure 6 in the appendix. Both plots demonstrate a successful optimization process: initially, prompts (darker colors) have lower fitness, but as optimization progresses, the final generation (yellow) achieves high fitness across all objectives.

Finally, Table 3 presents a sample of the (self-optimized) Layer-2 prompts that generated the best-performing Layer-1 prompts for GPT-3.5 (Table 1), during the final generation. Appendix D provides the complete set of optimized prompts derived from the seed layer prompts. Compared to the seed Layer-2 prompts (Tables 10 and 12 in the appendix), the optimized prompts are more specific and descriptive.

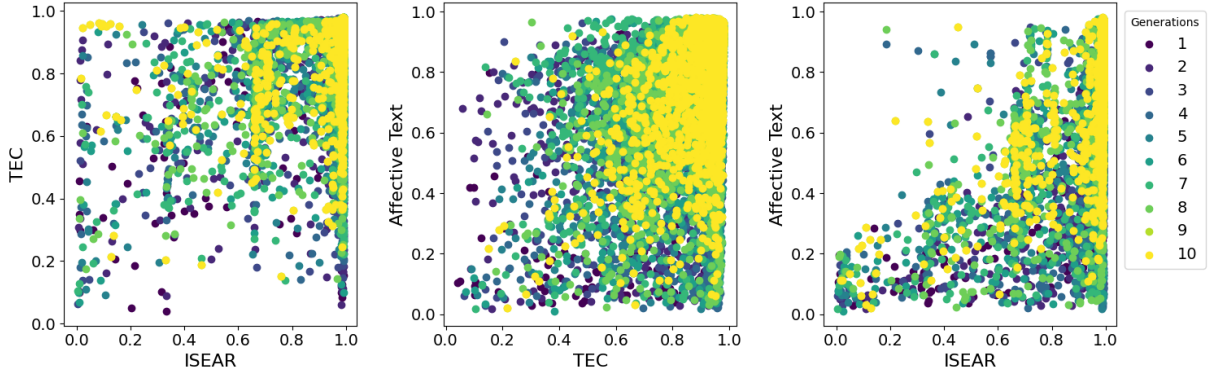


Figure 4: Improvement across generations of the best-performing prompts for the emotion *joy*. Comparing two objectives at the time. In the last generation (yellow) most of the prompts are close to 1 score (optimal performance).

Op.	Layer-3 Prompt (Fix)	G. Layer-2 Prompt
p.	Rephrase the sentence by changing the form of the words: “Paraphrase the following sentence into a new sentence: “SENTENCE_1””	Transform the following sentence into a different sentence: “SENTENCE_1”
c.	Paraphrase the following sentence: “Combine “SENTENCE_1” and “SENTENCE_2” to create a new, cohesive sentence that retains elements from both.”	Merge “SENTENCE_1” and “SENTENCE_2” to form a fresh, unified statement that incorporates aspects of both.

Table 3: Example of the final optimization process for Layer-2 prompts using **Layer-3 Prompts** (fix). The Operation (Op.) column specifies the genetic operation: paraphrase (p.) or combine (c.), from the final generation. “SENTENCE_1” and “SENTENCE_2” are place holder for a Layer-1 prompt.

Single-objective. Table 4 presents scores for the best-performing single- and multi-objective optimized prompts, and the optimization objective (Opt.) used. Optimizing for a specific objective improves its performance notably more than for others – diagonal scores are higher under the single-objective (O.) section. However, these optimizations also expose generalization challenges across datasets: ISEAR and TEC prompts achieve high mutual scores (above .90, columns ISEAR and TEC) but fall short in matching the style of AffectiveText when evaluated outside their optimization context (Rows 1–4). In contrast, prompts optimized for AffectiveText demonstrate a higher ability to produce text resembling ISEAR and TEC content (Rows 5,7). This implies that news headlines are more challenging to classify, which often

imply emotions indirectly (e.g., “UK announces immigration restrictions”) compared to the explicit emotional expressions in self-reports or tweets (e.g., “I feel happy #WatchingTheSunset”), from the ISEAR and TEC datasets.

Single- vs. Multi-objective. We now want to understand if multi-objective optimization comes with a loss or gain in single-objective values, when optimized only for them. Table 5 compares the performance of single-objective (S. Obj columns) with multi-objective (M. Obj) and the difference (M. vs. S.) across the three objectives (rows). Multi-objective prompts perform similarly to the best individual single-objective prompts, with only a small loss for AT (2 pp, diagonal in M. vs. S.). However, the best multi-objective prompts can achieve noticeable improvements in other domains (up to 6 pp for TEC and up to 25 pp for AT), suggesting that multi-objective optimization enhances generalizability across different datasets. These findings indicate that while single-objective optimization may be sufficient for specific tasks, multi-objective optimization can provide broader benefits across various domains.

5.2 RQ2: How do paraphrasing and combining prompts affect performance?

To understand if both paraphrasing prompts and combining them have an impact on the overall optimization performance, we individually remove the operations to evaluate their impact, using the same objectives and seed prompts as the multi-objective optimization in Section 5.1. Table 6 shows the results of this ablation study. The results reveal that removing *Combination* decreases performance by 4 pp, and omitting *Paraphrase* by 1 pp on average across all objectives. These findings are consis-

O. Prompt		Opt.	ISEAR	TEC	AT	Avg.
Single	In formal writing, finish the sentence with “I experienced ⟨em⟩ emotions when / due to.”	ISEAR	.99	.93	.74	.88
	In informal writing, finish it with “I felt <class> feelings when / due to.					
	Complete the statement: 1. He experienced ⟨em⟩ as a result of <reason>.	ISEAR	.99	.90	.74	.87
	When I think about the defining essence of ⟨em⟩, it shines unconditionally at its core, especially in <specific situation>, where <class> shines brightly during moments of <description>. This display embodies the purest form of ⟨em⟩ and leaves a lasting impact on all who witness it.	TEC	.98	.97	.74	.89
	The essence of ⟨em⟩ is truly illuminated in <specific situation>, embodying ⟨em⟩ in a compelling and impactful manner.	TEC	.98	.97	.75	.90
	Certainly! The request is for someone to send a text message stating, “I feel prepared and confident to rock ⟨em⟩!”	AT	.98	.95	.98	.97
Multi	Please send me a text saying ‘I feel prepared and confident to rock ⟨em⟩!’	AT	.98	.96	.98	.97
	I came across ⟨em⟩ while ⟨circumstance⟩ because ⟨reason⟩.	All	.99	.97	.96	.97
	How does the powerful language of ⟨em⟩ affect individuals deeply involved in it, and have you witnessed someone being deeply touched by words that perfectly captured their experience in ⟨em⟩?	All	.98	.97	.96	.97

Table 4: Performance of the two top-performing single- and multi-objective optimized prompts. The Optimization (Opt.) column shows the objective used for optimization: ISEAR, TEC, or Affective Text (AT) for single-objective, and All for multi-objective. The ISEAR, TEC, and AT columns indicate the fitness scores for each respective objective. The Average (Avg.) column represents the averaged score across all objectives.

	S. Obj			M. Obj.	M. vs. S.		
	ISEAR	TEC	AT		ISEAR	TEC	AT
ISEAR	.99	.93	.74	.99	0	+0.06	+0.25
TEC	.98	.97	.74	.97	−0.01	0	+0.23
AT	.98	.95	.98	.96	−0.02	+0.01	−0.02
Avg.	.98	.95	.82	.97	−0.01	+0.02	+0.15

Table 5: Comparison between Single-Objective (S. Obj.) and Multi-Objective (M. Obj.) prompt optimization. ISEAR, TEC, and Affective Text (AT) rows show evaluations from the best-performing prompt. The M. vs. S. columns indicate the improvement or decrease of Multi-objective optimization compared to Single-objective.

tent with their contribution to generating the top-n prompts in each generation. Paraphrase generate 88% of the prompts in the Pareto front, and Combination 12%.

5.3 RQ3: Does objective optimization impact the quality of the generated text?

To understand if the optimization paradigm impacts the language quality, we perform an automatic and a human annotation study. We use GPT-3.5, known for its ability to match human performance in text quality assessment (Chiang and Lee, 2023; Liu et al., 2023), and three human annotators. The evaluation focuses on Coherence, Fluency, Grammar, Plausibility, Native Speaker Likeness, and Human

Config.	ISEAR	TEC	AT	Avg.
All	.99	.96	.94	.96
No Combination	.99	.96	.81	.92
No Paraphrase	.99	.95	.92	.95

Table 6: Ablation study for MOPO’s genetic operations using the ten best-performing prompts.

Likeness. We adopt a 5-point Likert scale, ranging from 1 (strongly disagree) to 5 (strongly agree), to rate each dimension of text quality (Table 13). For the automatic evaluation, we randomly sampled 1,000 texts from the final outputs of MOPO, covering both single- and multi-objective setups, as well as from the ISEAR, TEC, and AffectiveText datasets. For the human evaluation, we sample 100 instances from the multi-objective optimization (MOPO-All).

Table 7 shows the results. Generally, the AffectiveText dataset yields higher scores, closely followed by MOPO-generated texts. This discrepancy may stem from AffectiveText’s professionally written and reviewed headlines. Nonetheless, the majority of scores fall within an acceptable range. Text quality is largely influenced by the language model itself rather than the optimization objective(s) – MOPO’s generated texts maintain similar quality across different objectives (see Appendix E for an analysis of MOPO with the other LLMs). However, the model conditioned on Af-

Evaluation	Dataset	Fluency	Native Spkr	Coherency	Plausability	W. by AI	W. by human
GPT-3.5	MOPO-All	4.1	4.1	3.7	3.0	3.8	4.5
	MOPO-ISEAR	3.9	4.3	3.5	3.8	3.8	4.7
	MOPO-Tec	4.1	4.1	4.0	3.5	3.8	4.4
	MOPO-AT	3.9	3.6	3.1	2.9	3.8	4.4
	ISEAR	3.0	3.0	2.1	2.8	3.9	4.1
	TEC	3.2	3.1	2.2	2.6	3.7	3.9
	AT	4.1	4.4	3.0	3.1	3.8	4.5
H.	MOPO-All	3.4	3.1	2.9	2.4	3.9	3.5

Table 7: Text quality evaluation was conducted using both GPT-3.5 and human evaluators (H.) on a five-point Likert scale, where 1 means “strongly disagree” and 5 means “strongly agree” (higher is better).

fective Text produces lower-quality text compared to other configurations, implying that generating headlines is challenging. This may account for the low scores observed in Section 5.1.

5.4 State-of-the-art Baseline

Table 8 compares SOTA (top) prompt optimization with MOPO (bottom) using three LLMs as base models. MOPO outperform the SOTA optimizations across all objectives. Similar to Section 5.1, SOTA for a single objective struggles to generalize across objectives. The underlying LLMs show similar performance trends, with GPT-3.5 outperforming Llama2 and Mistral. These results demonstrate MOPO’s superiority over SOTA methods for prompt optimization. Additionally, MOPO allows users to select the best prompt for a specific objective or one that generalizes across all objectives – no multiple optimizations are required.

6 Conclusion and Future Work

In this paper, we have shown the first algorithm that optimizes prompts multiobjectively. We see that the performance increases substantially across multiple objectives – which single-objective optimization cannot achieve – with only a minimal loss (1–2 pp). Additionally, MOPO eliminates the need for separate optimizations for each objective. MOPO uses a self-referential process to optimize task-specific and mutation/combination prompts.

This leads to important future work. We focused on affective text generation, but MOPO’s design is generic. Therefore, we suggest to evaluate it across various setups, including machine transla-

	Model	ISEAR	TEC	AT	Avg.
SOTA	Llama2-ISEAR	.99	.92	.49	.80
	Llama2-TEC	.98	.97	.55	.83
	Llama2-AT	.96	.94	.60	.83
	Mistral-ISEAR	.99	.95	.46	.80
	Mistral-TEC	.99	.97	.57	.84
	Mistral-AT	.98	.95	.63	.85
	GPT-3.5-ISEAR	.99	.90	.83	.90
	GPT-3.5-TEC	.94	.97	.70	.87
	GPT-3.5-AT	.97	.91	.88	.92
MOPO	GPT-3.5-All	.99	.97	.96	.97
	Llama2-All	.99	.97	.94	.96
	Mistral-All	.99	.97	.69	.88

Table 8: Comparison between state-of-the-art prompt optimization (Menchaca Resendiz and Klinger, 2023b) and MOPO. ISEAR, TEC, and Affective Text (AT) rows show evaluations from the best-performing prompt.

tion, question-answering, and text classification. Investigating the limitations concerning the number of objectives, such as optimizing a single prompt for multiple languages or LLM models, is crucial. Additionally, our current method treats combination and mutation equally. Alternative approaches to learning in the Markov decision process, like reinforcement learning, could offer more efficient prompt selection and variation strategies.

Acknowledgements

This work has been supported by a CONACYT scholarship (2020-000009-01EXTF-00195) and by the German Research Council (DFG), project “Interactive Prompt Optimization with the Human in the Loop for Natural Language Understanding Model Development and Intervention” (INPROMPT, KL 2869/13-1, project number 521755488).

Ethical Considerations

The proposed methodology aims to optimize prompts with one or more objectives, but MOPO must be used cautiously to avoid risks. Optimized prompts might produce harmful content, such as discriminatory language, misinformation, fake news, or imitations of specific individuals or groups, if such conditions are set as objectives. Therefore, responsible and ethical use of MOPO is essential.

Additionally, the underlying risks associated with the base pre-trained language models (e.g., GPT, Llama-2, FLAN) must be considered. These models may have been trained on biased data, po-

tentially leading to text that perpetuates stereotypes or marginalizes certain groups. It is important to note that such risks are not inherent to the MOPO methodology but stem from the base models used.

Limitations

The effectiveness of our proposed method largely depends on the base language models (e.g., GPT, LLama-7B-Chat, and Mistral-7B) used to modify and combine the initial seed prompts. The number of generations needed can vary significantly depending on the underlying model used and genetic operations. Additionally, the objective functions are crucial as they direct the entire optimization process, and they can be sensitive to their initial setup, tuning, and performance.

There are several limitations to consider in each module of our approach. First, the variability of outcomes based on the choice of the base language model means that different models may require varying numbers of generations to achieve optimal results. Second, while the genetic operations facilitate diversity in prompt generation, they can introduce unpredictability in performance across different tasks. Third, the number of samples generated from the genetic operations (P_c and P_p) and the *Text Generation Prompt* may influence the convergence of the objectives. Fourth, the objective functions themselves may not fully capture the complexity of the task, potentially leading to less optimal results in some cases.

Another important limitation is that each run of the experiment setup was conducted only once, meaning that the results may not account for variability or potential improvements that could arise from multiple iterations.

Overall, this method has proven useful for generating text based on specific emotions, it is important for users to be aware of these limitations when considering its capabilities and applications. We encourage users to keep these limitations in mind when evaluating the method's capabilities and applications.

References

Alvin Chan, Yew-Soon Ong, Bill Pung, Aston Zhang, and Jie Fu. 2021. *Cocon: A self-supervised approach for controlled text generation*. In *International Conference on Learning Representations*.

Cheng-Han Chiang and Hung-yi Lee. 2023. *A closer look into using large language models for automatic*

evaluation. In *Findings of the Association for Computational Linguistics: EMNLP 2023*, pages 8928–8942, Singapore. Association for Computational Linguistics.

Pierre Colombo, Wojciech Witon, Ashutosh Modi, James Kennedy, and Mubbasir Kapadia. 2019. *Affect-driven dialog generation*. In *Proceedings of the 2019 Conference of the North American Chapter of the Association for Computational Linguistics: Human Language Technologies, Volume 1 (Long and Short Papers)*, pages 3734–3743, Minneapolis, Minnesota. Association for Computational Linguistics.

Fuwei Cui, Hui Di, Lei Shen, Kazushige Ouchi, Ze Liu, and Jinan Xu. 2022. *Modeling semantic and emotional relationship in multi-turn emotional conversations using multi-task learning*. *Applied Intelligence*, 52(4):4663–4673.

K. Deb, A. Pratap, S. Agarwal, and T. Meyarivan. 2002. *A fast and elitist multiobjective genetic algorithm: Nsga-ii*. *IEEE Transactions on Evolutionary Computation*, 6(2):182–197.

Kalyanmoy Deb, Samir Agrawal, Amrit Pratap, and Tanaka Meyarivan. 2000. *A fast elitist non-dominated sorting genetic algorithm for multi-objective optimization: Nsga-ii*. In *Parallel Problem Solving from Nature PPSN VI: 6th International Conference Paris, France, September 18–20, 2000 Proceedings 6*, pages 849–858. Springer.

Kalyanmoy Deb and Himanshu Jain. 2014. *An evolutionary many-objective optimization algorithm using reference-point-based nondominated sorting approach, part i: Solving problems with box constraints*. *IEEE Transactions on Evolutionary Computation*, 18(4):577–601.

Mingkai Deng, Jianyu Wang, Cheng-Ping Hsieh, Yihan Wang, Han Guo, Tianmin Shu, Meng Song, Eric Xing, and Zhiting Hu. 2022. *RLPrompt: Optimizing discrete text prompts with reinforcement learning*. In *Proceedings of the 2022 Conference on Empirical Methods in Natural Language Processing*, pages 3369–3391, Abu Dhabi, United Arab Emirates. Association for Computational Linguistics.

Ning Ding, Shengding Hu, Weilin Zhao, Yulin Chen, Zhiyuan Liu, Haitao Zheng, and Maosong Sun. 2022. *OpenPrompt: An open-source framework for prompt-learning*. In *Proceedings of the 60th Annual Meeting of the Association for Computational Linguistics: System Demonstrations*, pages 105–113, Dublin, Ireland. Association for Computational Linguistics.

Chrisantha Fernando, Dylan Sunil Banarse, Henryk Michalewski, Simon Osindero, and Tim Rocktäschel. 2024. *Promptbreeder: Self-referential self-improvement via prompt evolution*.

Sayan Ghosh, Mathieu Chollet, Eugene Laksana, Louis-Philippe Morency, and Stefan Scherer. 2017. *Affect-LM: A neural language model for customizable affective text generation*. In *Proceedings of the 55th*

- Annual Meeting of the Association for Computational Linguistics (Volume 1: Long Papers)*, pages 634–642, Vancouver, Canada. Association for Computational Linguistics.
- David E. Goldberg. 1989. *Genetic Algorithms in Search, Optimization, and Machine Learning*. Addison-Wesley, New York.
- Yuxian Gu, Xu Han, Zhiyuan Liu, and Minlie Huang. 2022. **PPT: Pre-trained prompt tuning for few-shot learning**. In *Proceedings of the 60th Annual Meeting of the Association for Computational Linguistics (Volume 1: Long Papers)*, pages 8410–8423, Dublin, Ireland. Association for Computational Linguistics.
- J.J. Holland. 1975. *Adaptation in natural and artificial systems*, volume Reprinted by MIT Press, 1992. University of Michigan Press, Ann Arbor, Michigan.
- Shengding Hu, Ning Ding, Huadong Wang, Zhiyuan Liu, Jingang Wang, Juanzi Li, Wei Wu, and Maosong Sun. 2022. **Knowledgeable prompt-tuning: Incorporating knowledge into prompt verbalizer for text classification**. In *Proceedings of the 60th Annual Meeting of the Association for Computational Linguistics (Volume 1: Long Papers)*, pages 2225–2240, Dublin, Ireland. Association for Computational Linguistics.
- Yichong Huang, Xiaocheng Feng, Xinwei Geng, Bao-hang Li, and Bing Qin. 2023. **Towards higher Pareto frontier in multilingual machine translation**. In *Proceedings of the 61st Annual Meeting of the Association for Computational Linguistics (Volume 1: Long Papers)*, pages 3802–3818, Toronto, Canada. Association for Computational Linguistics.
- Albert Q Jiang, Alexandre Sablayrolles, Arthur Mensch, Chris Bamford, Devendra Singh Chaplot, Diego de las Casas, Florian Bressand, Gianna Lengyel, Guillaume Lample, Lucile Saulnier, et al. 2023. Mistral 7b. *arXiv preprint arXiv:2310.06825*.
- Josef Jon and Ondřej Bojar. 2023. **Breeding machine translations: Evolutionary approach to survive and thrive in the world of automated evaluation**. In *Proceedings of the 61st Annual Meeting of the Association for Computational Linguistics (Volume 1: Long Papers)*, pages 2191–2212, Toronto, Canada. Association for Computational Linguistics.
- Xi Victoria Lin, Todor Mihaylov, Mikel Artetxe, Tianlu Wang, Shuohui Chen, Daniel Simig, Myle Ott, Naman Goyal, Shruti Bhosale, Jingfei Du, Ramakanth Pasunuru, Sam Shleifer, Punit Singh Koura, Vishrav Chaudhary, Brian O’Horo, Jeff Wang, Luke Zettlemoyer, Zornitsa Kozareva, Mona Diab, Veselin Stoyanov, and Xian Li. 2022. **Few-shot learning with multilingual generative language models**. In *Proceedings of the 2022 Conference on Empirical Methods in Natural Language Processing*, pages 9019–9052, Abu Dhabi, United Arab Emirates. Association for Computational Linguistics.
- Xiangyang Liu, Tianxiang Sun, Junliang He, Jiawen Wu, Lingling Wu, Xinyu Zhang, Hao Jiang, Zhao Cao, Xuanjing Huang, and Xipeng Qiu. 2022. **Towards efficient NLP: A standard evaluation and a strong baseline**. In *Proceedings of the 2022 Conference of the North American Chapter of the Association for Computational Linguistics: Human Language Technologies*, pages 3288–3303, Seattle, United States. Association for Computational Linguistics.
- Yang Liu, Dan Iter, Yichong Xu, Shuohang Wang, Ruochen Xu, and Chenguang Zhu. 2023. **G-eval: NLG evaluation using gpt-4 with better human alignment**. In *Proceedings of the 2023 Conference on Empirical Methods in Natural Language Processing*, pages 2511–2522, Singapore. Association for Computational Linguistics.
- Yinhan Liu, Myle Ott, Naman Goyal, Jingfei Du, Mandar Joshi, Danqi Chen, Omer Levy, Mike Lewis, Luke Zettlemoyer, and Veselin Stoyanov. 2019. **Roberta: A robustly optimized bert pretraining approach**.
- Umar Maqsd. 2015. **Synthetic text generation for sentiment analysis**. In *Proceedings of the 6th Workshop on Computational Approaches to Subjectivity, Sentiment and Social Media Analysis*, pages 156–161, Lisboa, Portugal. Association for Computational Linguistics.
- Yarik Menchaca Resendiz and Roman Klinger. 2023a. **Affective natural language generation of event descriptions through fine-grained appraisal conditions**. In *Proceedings of the 16th International Natural Language Generation Conference*, pages 375–387, Prague, Czechia. Association for Computational Linguistics.
- Yarik Menchaca Resendiz and Roman Klinger. 2023b. **Emotion-conditioned text generation through automatic prompt optimization**. In *Proceedings of the 1st Workshop on Taming Large Language Models: Controllability in the era of Interactive Assistants!*, pages 24–30, Prague, Czech Republic. Association for Computational Linguistics.
- Melanie Mitchell. 1996. *An Introduction to Genetic Algorithms*. MIT Press, Cambridge.
- Saif Mohammad. 2012. **#emotional tweets**. In **SEM 2012: The First Joint Conference on Lexical and Computational Semantics – Volume 1: Proceedings of the main conference and the shared task, and Volume 2: Proceedings of the Sixth International Workshop on Semantic Evaluation (SemEval 2012)*, pages 246–255, Montréal, Canada. Association for Computational Linguistics.
- Shashi Narayan, Yao Zhao, Joshua Maynez, Gonçalo Simões, Vitaly Nikolaev, and Ryan McDonald. 2021. **Planning with learned entity prompts for abstractive summarization**. *Transactions of the Association for Computational Linguistics*, 9:1475–1492.

- Tong Niu and Mohit Bansal. 2018. [Polite dialogue generation without parallel data](#). *Transactions of the Association for Computational Linguistics*, 6:373–389.
- OpenAI. 2022. Gpt-3.5 model. <https://www.openai.com>. Accessed: [30.03.2024].
- Eyal Orbach and Yoav Goldberg. 2020. [Facts2Story: Controlling text generation by key facts](#). In *Proceedings of the 28th International Conference on Computational Linguistics*, pages 2329–2345, Barcelona, Spain (Online). International Committee on Computational Linguistics.
- Vilfredo Pareto. 1906. *Manual of Political Economy: A Critical and Variorum Edition*. Oxford University Press.
- Alec Radford, Jeffrey Wu, Rewon Child, David Luan, Dario Amodei, Ilya Sutskever, et al. 2019. [Language models are unsupervised multitask learners](#). *OpenAI blog*, 1(8):9.
- Colin Raffel, Noam Shazeer, Adam Roberts, Katherine Lee, Sharan Narang, Michael Matena, Yanqi Zhou, Wei Li, and Peter J. Liu. 2020. [Exploring the limits of transfer learning with a unified text-to-text transformer](#). *Journal of Machine Learning Research*, 21(140):1–67.
- Klaus R. Scherer and Harald G. Wallbott. 1994. Evidence for universality and cultural variation of differential emotion response patterning. *Journal of personality and social psychology*, 66(2):310.
- Sina Semnani, Violet Yao, Heidi Zhang, and Monica Lam. 2023. [WikiChat: Stopping the hallucination of large language model chatbots by few-shot grounding on Wikipedia](#). In *Findings of the Association for Computational Linguistics: EMNLP 2023*, pages 2387–2413, Singapore. Association for Computational Linguistics.
- Taylor Shin, Yasaman Razeghi, Robert L. Logan IV, Eric Wallace, and Sameer Singh. 2020. [AutoPrompt: Eliciting knowledge from language models with automatically generated prompts](#). In *Empirical Methods in Natural Language Processing (EMNLP)*.
- Zhenqiao Song, Xiaoqing Zheng, Lu Liu, Mu Xu, and Xuanjing Huang. 2019. [Generating responses with a specific emotion in dialog](#). In *Proceedings of the 57th Annual Meeting of the Association for Computational Linguistics*, pages 3685–3695, Florence, Italy. Association for Computational Linguistics.
- N. Srinivas and K. Deb. 1994. [Multiobjective optimization using nondominated sorting in genetic algorithms](#). *Evolutionary Computation*, 2(3):221–248.
- Carlo Strapparava and Rada Mihalcea. 2007. [SemEval-2007 task 14: Affective text](#). In *Proceedings of the Fourth International Workshop on Semantic Evaluations (SemEval-2007)*, pages 70–74, Prague, Czech Republic. Association for Computational Linguistics.
- Hugo Touvron, Louis Martin, Kevin Stone, Peter Albert, Amjad Almahairi, Yasmine Babaei, Nikolay Bashlykov, Soumya Batra, Prajjwal Bhargava, Shruti Bhosale, et al. 2023. Llama 2: Open foundation and fine-tuned chat models. *arXiv preprint arXiv:2307.09288*.
- Rui Zhang, Zhenyu Wang, Kai Yin, and Zhenhua Huang. 2019. [Emotional text generation based on cross-domain sentiment transfer](#). *IEEE Access*, 7:100081–100089.
- Hao Zhou, Minlie Huang, Tianyang Zhang, Xiaoyan Zhu, and Bing Liu. 2018. [Emotional chatting machine: Emotional conversation generation with internal and external memory](#). In *Proceedings of the Thirty-Second AAAI Conference on Artificial Intelligence and Thirtieth Innovative Applications of Artificial Intelligence Conference and Eighth AAAI Symposium on Educational Advances in Artificial Intelligence*, AAAI’18/IAAI’18/EAAI’18, page 730–738. AAAI Press.

A Prompts

We utilized 10 Layer-1 prompts for conditional text generation, as shown in Table 9. These prompts were chosen for their simplicity and include two questions taken directly from the ISEAR dataset. For Layer-2, we applied similar techniques to create Paraphrase Prompts (Table 10) and Crossover Prompts (Table 12). Lastly, the Layer-3 unoptimized prompts, which only mutate Layer-2 prompts, are detailed in Table 11.

Layer-1: Text Generation Prompt

Describe a situation where a person felt $\langle em \rangle$
 Write a text that expresses $\langle em \rangle$
 Phrases that express $\langle em \rangle$
 What is a sentence example for $\langle em \rangle$?
 Can you provide an example of a situation where someone experienced $\langle em \rangle$?
 What is an example of a $\langle em \rangle$ sentence?
 $\langle em \rangle$ sentence
 Experience for $\langle em \rangle$?
 Please describe a situation or event — in as much detail as possible — in which a reader felt $\langle em \rangle$
 Please complete the sentence: I felt $\langle em \rangle$ when/because

Table 9: List of Seed Prompts for Conditional Text Generation: During generation, each prompt is replicated across all emotions, substituting the $\langle em \rangle$ token with the respective emotion.

Layer-2: Paraphrase Prompt

Paraphrase the following sentence into a new sentence: "SENTENCE_1"
 Given the following sentence: "SENTENCE_1" Paraphrase the sentence into a new one by keeping the same meaning.
 Please paraphrase the following sentence in a clear and concise manner: "SENTENCE_1"
 Rewrite "SENTENCE_1" in a more formal (or informal) tone while retaining the original meaning.
 Simplify "SENTENCE_1" for a younger audience without changing its meaning.
 Expand "SENTENCE_1" into a more detailed explanation without altering its original intent.
 Creatively rewrite "SENTENCE_1", ensuring the new version is engaging yet maintains the same message.
 Summarize "SENTENCE_1" in fewer words, ensuring the main idea is fully intact
 Rewrite "SENTENCE_1" from a different perspective (e.g., first person to third person), keeping the essence the same.
 Can you simplify this sentence to make it easier to understand? "SENTENCE_1"

Table 10: List of Paraphrase Prompts (Layer-2): In each generation, "SENTENCE_1" is substituted with a Layer-1 prompt.

Layer-3: Paraphrase Prompt

Reorganize the sentence to convey the same meaning: "SENTENCE_1"
 Transform the sentence to a different voice or perspective: "SENTENCE_1"
 Paraphrase the following sentence: "SENTENCE_1"
 Rewrite the sentence using different words: "SENTENCE_1"
 Paraphrase the sentence with a more casual tone: "SENTENCE_1"
 Rephrase the sentence by changing the form of the words: "SENTENCE_1"

Table 11: List of Level-3 Fixed (Unoptimized) paraphrase Seed Prompts, exclusively optimizing Crossover (Pc) and Paraphrase (Pp) prompts. "SENTENCE_1" is substituted with either a crossover or paraphrase prompt at each generation of the optimization.

B Objective Classifiers

We use three emotion datasets to train the classifiers, which will serve as objective functions during the optimization process. Table 14 shows the F1 scores over the five subsets of emotions they have in common – anger, disgust, fear, joy and sadness. The classifiers were trained on top of RoBERTa (Liu et al., 2019) using standard parameters for 10 epochs on an NVIDIA RTX A6000 GPU. The International Survey on Emotion Antecedents and Reactions (ISEAR) includes personal narratives from individuals across various cultures. The AffectiveText dataset consists of news headlines annotated for emotional content and valence, providing a distinct insight into how emotions are portrayed in the media. The Twitter Emotion Corpus (TEC) is a collection of tweets labeled with emotions, capturing the spontaneous expression of feelings on social media.

Dataset	Anger	Disgust	Fear	Joy	Sadness	Avg.
ISEAR	0.78	0.80	0.91	0.96	0.87	0.86
TEC	0.56	0.68	0.71	0.81	0.68	0.69
AT	0.81	0.53	0.92	0.96	0.92	0.82

Table 14: F1 scores of the ISEAR, TEC, and AffectiveText (AT) classifiers, used as objective functions during MOPO’s optimization process.

C Pareto Front

Figure 3 shows the improvement of top-performing prompts in a three-objective optimization, comparing the TEC, ISEAR, and Affective Text objectives in pairs. The ISEAR dataset shows the highest compatibility with the other two, as shown by the large

Layer-2: Crossover Prompt

The following two sentences are prompts for conditional text generation. “SENTENCE_1” “SENTENCE_2” Summarize both prompts into one.

Mix the two prompts: “SENTENCE_1” “SENTENCE_2” Into a new single sentence.

Combine “SENTENCE_1” and “SENTENCE_2” to create a new, cohesive sentence that retains elements from both.

Merge the themes of “SENTENCE_1” and “SENTENCE_2” into a single sentence that seamlessly integrates their ideas.

Craft a new sentence by blending the key elements of “SENTENCE_1” and “SENTENCE_2”, ensuring that the final sentence is coherent and flows naturally.

Formulate a new sentence that synthesizes the concepts from “SENTENCE_1” and “SENTENCE_2”, maintaining a balance between the two.

Create a cohesive and fluent sentence that intertwines the essence of both “SENTENCE_1” and “SENTENCE_2”.

Read “SENTENCE_1” and “SENTENCE_2”. Then, synthesize their main ideas or themes into a new, single sentence.

Ensure that the new sentence reflects elements from both original sentences in a balanced and coherent way.

Analyze the content and tone of “SENTENCE_1” and “SENTENCE_2”. Use this analysis to construct a new sentence that merges the essence of both, maintaining the style and tone present in the original sentences.

Identify the key elements or messages in “SENTENCE_1” and “SENTENCE_2”. Create a new sentence that weaves these elements together, ensuring the resulting sentence is harmonious and fluid, and preserves the intent of both original sentences.

Examine “SENTENCE_1” and “SENTENCE_2” for their unique characteristics. Then, blend these characteristics to produce a new sentence that seamlessly combines the distinct qualities of both into a unified, coherent statement.

Consider the context and underlying themes in “SENTENCE_1” and “SENTENCE_2”. Use this insight to generate a new sentence that encapsulates the themes or messages from both in a cohesive and eloquent manner.

Interpret the imagery or concepts presented in “SENTENCE_1” and “SENTENCE_2”. Develop a new sentence that intertwines these images or concepts, ensuring the new sentence is clear, concise, and effectively communicates the blended ideas.

Reflect on the narrative or descriptive elements in “SENTENCE_1” and “SENTENCE_2”. Fuse these elements into a new sentence that tells a story or paints a picture, combining the narratives or descriptions from both original sentences.

Table 12: List of Crossover (Layer-2) Prompts: “SENTENCE_1” and “SENTENCE_2” are replaced with the highest-performing Layer-1 prompts from the previous generation throughout each optimization cycle.

Metric	Prompt
Fluency	Assess the text’s fluency, assigning a score from 1 to 5, with 5 representing the highest level of fluency. Do not give an explanation of the selection.
Native Speaker	Assess whether the text was written by a native English speaker, assigning a score from 1 to 5, with 5 indicating native-level. Do not give an explanation of the selection.
Coherence	Assess the text’s coherence, assigning a score from 1 to 5, with 5 representing the highest level of coherence. Do not give an explanation of the selection.
Plausibility	Assess the plausibility of the events described in the text, assigning a score from 1 to 5, with 5 indicating the highest level of plausibility. Do not give an explanation of the selection.
Written by AI	Evaluate the likelihood that the text was written by AI, assigning a score from 1 to 5, with 5 indicating a strong likelihood of AI authorship. Do not give an explanation of the selection.
Written by Human	Evaluate the likelihood that the text was written by a human, assigning a score from 1 to 5, with 5 indicating a strong likelihood of human authorship. Do not give an explanation of the selection.

Table 13: Text Quality Assessment Criteria prompts to evaluate the quality of generated text(T_{pop}), employing a 5-point Likert scale from 1 (strongly disagree) to 5 (strongly agree).

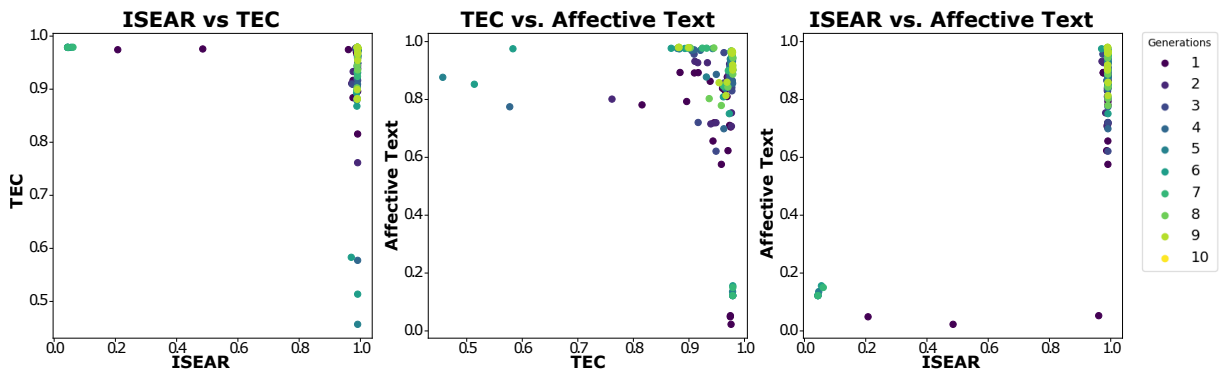


Figure 5: Improvement across generations of the best-performing prompts, starting in generation 1 to 10. Comparing two objectives at the time. In the last generation, most of the prompts are close to 1 score.

Op.	Layer-2 Prompt	Layer-3 Prompt (Fix)	Generated Layer-2 Prompt
p.	Given the following sentence: "SENTENCE_1" Paraphrase the sentence into a new one by keeping the same meaning.	Transform the sentence to a different voice or perspective: "Given the following sentence: "SENTENCE_1" Paraphrase the sentence into a new one by keeping the same meaning."	The following sentence is given: "SENTENCE_1". Please rephrase it while keeping the original message intact.
p.	Paraphrase the following sentence into a new sentence: "SENTENCE_1"	Rephrase the sentence by changing the form of the words: "Paraphrase the following sentence into a new sentence: "SENTENCE_1""	Transform the following sentence into a different sentence: "SENTENCE_1"
p.	Given the following sentence: "SENTENCE_1" Paraphrase the sentence into a new one by keeping the same meaning.	Reorganize the sentence to convey the same meaning: "Given the following sentence: "SENTENCE_1" Paraphrase the sentence into a new one by keeping the same meaning."	Paraphrase the sentence by keeping the same meaning: "SENTENCE_1"
c.	Read "SENTENCE_1" and "SENTENCE_2". Then, synthesize their main ideas or themes into a new, single sentence. Ensure that the new sentence reflects elements from both original sentences in a balanced and coherent way.	Reorganize the sentence to convey the same meaning: "Read "SENTENCE_1" and "SENTENCE_2". Then, synthesize their main ideas or themes into a new, single sentence. Ensure that the new sentence reflects elements from both original sentences in a balanced and coherent way."	Read "SENTENCE_1" and "SENTENCE_2", and synthesize their main ideas or themes into a new, single sentence that effectively combines elements from both."
c.	Paraphrase the sentence with a more casual tone: "SENTENCE_1"	Paraphrase the sentence with a more casual tone: "Merge the themes of "SENTENCE_1" and "SENTENCE_2" into a single sentence that seamlessly integrates their ideas."	Combine the ideas from "SENTENCE_1" and "SENTENCE_2" into one sentence that flows smoothly.
c.	Paraphrase the following sentence: "SENTENCE_1"	Paraphrase the following sentence: "Combine "SENTENCE_1" and "SENTENCE_2" to create a new, cohesive sentence that retains elements from both."	Merge "SENTENCE_1" and "SENTENCE_2" to form a fresh, unified statement that incorporates aspects of both.

Table 15: Example of prompt optimization for Layer-2 prompts using Layer-3 (fix). The Operation (Op.) column specifies the genetic operation: paraphrase (p.) or combine (c.). The **Layer-3 prompt** is used to optimize the Layer-2 prompt, resulting in a new generated Layer-2 prompt.

number of prompts achieving high scores (few dots in the middle of the plots, in the extreme plots). In contrast, the TEC and Affective Text datasets initially exhibit more conflict, with prompt performance starting low. However, as optimization progresses, performance improves, moving towards the upper right corner of the plots.

Figure 6 displays the optimization process for each emotion using all P_c -pop prompts, not only the best prompts from each generation. Joy, shown in the last row, shows the least conflict among the three objectives, consistently improving from the lower left corner (lower performance) to the upper right corner (higher performance) with each generation. Conversely, emotions like Fear (first row), Anger (second row), and Disgust (fourth row) demonstrate challenges in optimizing for the Affective Text dataset, as most prompts maintain low objective values throughout the process. Finally, Sadness has an intermediate behavior; the optimization process is more dispersed, indicating that mutations produce a varied range of prompts. How-

LLM	Fluency	Native Spkr	Coherency	Plausability	W. by AI	W. by human
MOPO-GPT-3-5	4.1	4.1	3.7	3.0	3.8	4.5
MOPO-Mistral	4.0	3.6	3.5	3.5	4.1	4.7
MOPO-Lama	3.8	3.8	3.5	3.4	4.1	4.5

Table 16: Text quality evaluation using the five-level Likert scale, where 1 is not *agree at all*, and 5 is *extremely agree* (higher is better).

ever, as optimization progresses, these prompts gradually shift toward higher scores (upper right corner).

D Text Examples

In the optimization process, Layer-2 prompts are optimized iteratively to improve Layer-1 prompts – Table 18 shows the final optimized prompts from the last generation. Each generation evaluates Layer-2 prompts based on their performance to

improve Layer-1 prompts. Table 15 tracks the evolution of a Layer-2 prompt that significantly improves its corresponding Layer-1 prompt (see Table 9). Similar to Layer-1 prompts optimization, Layer-2 prompts also become more descriptive with each optimization, regardless of the genetic operation (paraphrase or crossover).

E Text Quality

We randomly sampled 1000 texts from the final outputs of each MOPO configuration, using three different underlying models: GPT-3.5, Mistral, and Llama. Table 16 evaluates the text quality generated by these models across six metrics on a five-level Likert scale. GPT-3.5 outperforms in fluency and native speaker perception with scores of 4.1, indicating it produces the most natural and native-like text. Mistral, with slightly lower scores in fluency (4.0) and native speaker perception (3.6), performs best in plausibility (3.5) and is most often perceived as human-written (4.7). Llama, while less fluent (3.8) and coherent (3.5), shows consistent performance. The differences among the models are relatively small, indicating all three are capable of generating high-quality text.

LLM	Prompt	ISEAR	TEC	AT	Avg.
GPT-3.5	"A $\langle em \rangle$ sentence opens the door for individuals to begin their journey of self-discovery and enlightenment, reflecting the fundamental essence of $\langle topic \rangle$."	.99	.97	.96	.97
	"A $\langle em \rangle$ sentence paves the way for individuals to embark on their transformative journey of self-discovery and enlightenment, embodying the essential nature of $\langle topic \rangle$."	.98	.97	.96	.97
	"A $\langle em \rangle$ sentence opens the path for individuals to begin their journey of self-discovery and enlightenment, capturing the essential essence of $\langle topic \rangle$."	.99	.97	.96	.97
	"My path intersected with $\langle em \rangle$ due to $\langle reason \rangle$, setting the foundation for individuals to begin their transformative voyage of self-exploration and enlightenment, paving the way for individuals to embark on a transformative voyage of self-discovery and enlightenment, epitomizing the core essence of $\langle topic \rangle$."	.99	.96	.81	.92
	"Embarking on an exciting journey with $\langle em \rangle$ will allow me to unleash my passion for $\langle topic \rangle$ and witness the magic of $\langle topic \rangle$ unfolding right before me!"	.98	.88	.98	.94
	"Embarking on an exciting journey with $\langle em \rangle$ will allow to me to unleash my passion for $\langle topic \rangle$ and witness the magic of $\langle topic \rangle$ unfolding right before me!"	.98	.88	.97	.94
Llama-7B	?	.99	.97	.94	.96
	Sure! Here's a sentence that combines the key elements of "The aroma of freshly baked croissants wafted", "The rhythmic beats of $\langle em \rangle$ music played in the background", and "The soothing melodies of the $\langle class \rangle$ genre transported me to				
	1. "As I listened to the soothing melodies of the $\langle em \rangle$ genre, I felt myself becoming one with the music, my spirit soaring on the smooth wings of its rhythmic beats." 2. "The mesmerizing rhythms of $\langle em \rangle$ music enveloped me, transporting me to a real	.99	.97	.92	.96
	The soothing melodies of the $\langle em \rangle$ genre transported me to a world of calm and serenity, where the rhythmic beats of $\langle em \rangle$ music played in the background, filling the air with a sense of tranquility and peace, as the aroma of fresh	.99	.97	.90	.95
	The hypnotic rhythms of $\langle em \rangle$ relax me, drawing me into a world of calm and serenity, where the soothing melodies of the genre transport me,	.99	.97	.88	.94
	Here are some other examples of how to use $\langle em \rangle$ in a sentence: * The majestic $\langle em \rangle$ of the mountains towered above the valley, their rugged beauty a sight to behold. * The $\langle em \rangle$ of a fine wine matured in the * The $\langle em \rangle$ of a beautiful sunset, painting the sky with vibrant colors of orange, pink, and purple, creating a breathtaking sight. * The $\langle em \rangle$ of a symphony orchestra, with each instrument playing its	.99	.96	.80	.91
Mistral-7B	"Unlock the true potential of $\langle em \rangle$ to craft a compelling and moving expression that resonates deeply with your audience and leaves a profound impact."	.98	.97	.96	.97
	"Transform the power of $\langle em \rangle$ into an eloquent and inspiring statement that leaves a lasting impression on your listeners."	.98	.97	.79	.91
	1. "Experience the invigorating energy of $\langle em \rangle$ as it comes alive in the vibrant and dynamic world of [specific context], where its unique attributes shine and its transformative potential is unleashed to its fullest." Or, to add a little more poetic language and metaphor: "Immerse yourself in the rich tapestry of $\langle em \rangle$, where each thread weaves together a story of resilience,	.98	.97	.87	.94
	Compose a brief, clear text conveying the meaning of 'Write a text that expresses $\langle em \rangle$ '."	.98	.97	.82	.92
	Example: "Write Unleash the potential of $\langle em \rangle$ to create a powerful, eloquent, and inspiring expression that leaves a lasting impression." Here's a possible attempt:	.98	.97	.84	.93
	"By mastering the art of $\langle em \rangle$, you can merge the themes "Write a succinct and clear text that enhances the energy and enthusiasm of ' $\langle em \rangle$ ' while maintaining its core intent by creating an engaging sentence example and translating/rephrasing phrases related to the abilities or functions of ' $\langle em \rangle$ '." Example: "With such a captivating stage presence and infectious enthusiasm, this motivational speaker	.98	.96	.92	.95

Table 17: Performance of the two top seed prompts, and single- and multi-objective optimized prompts. The Optimization (Opt.) column specifies the objective – ISEAR, TEC or Affective Text (AT) for single-objective, and All for multi-objective. The ISEAR, TEC, and AT columns present their respective fitness evaluations, and Average (Avg.) represents the fitness averaged across all objectives.

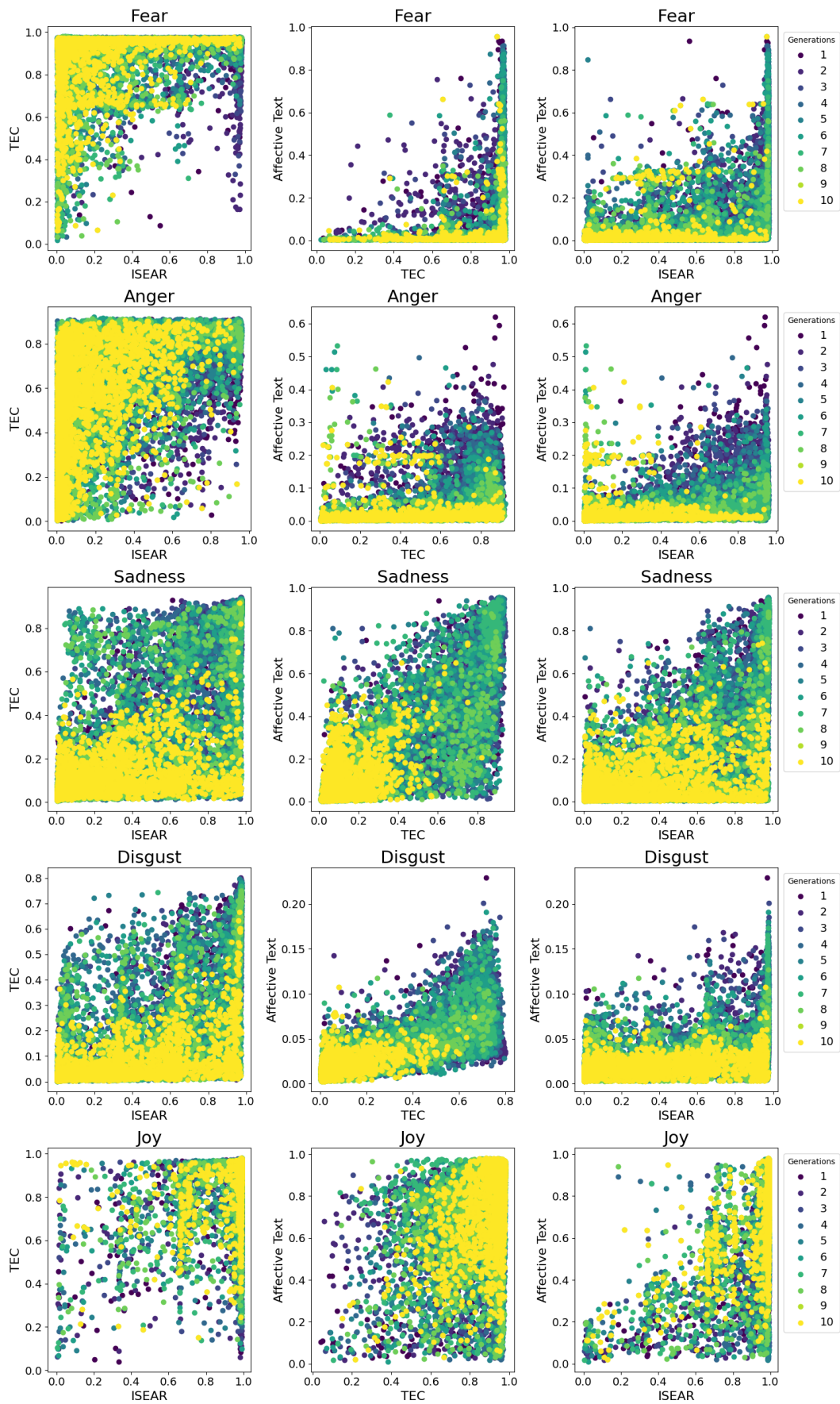


Figure 6: Improvements for each emotion are tracked from Generation 1 to 10, with each row comparing two objectives at a time for one of the 5 emotions. The optimization was conducted simultaneously across three objectives. The axis values are the probability scores from the classifiers.

LLM	Op.	Layer-2 Prompt
GPT-3.5	p	Given the following sentence: "SENTENCE_1" Paraphrase the sentence into a new one by keeping the same meaning.
GPT-3.5	p	Rewrite "SENTENCE_1" in a more formal (or informal) tone while retaining the original meaning.
GPT-3.5	p	Creatively rewrite "SENTENCE_1", ensuring the new version is engaging yet maintains the same message.
GPT-3.5	p	Rewrite "SENTENCE_1" from a different perspective (e.g., first person to third person), keeping the essence the same.
GPT-3.5	p	Please rephrase the sentence "SENTENCE_1."
GPT-3.5	p	Can you reword the sentence: "SENTENCE_1"?
GPT-3.5	c	Read "SENTENCE_1" and "SENTENCE_2". Then, synthesize their main ideas or themes into a new, single sentence. Ensure that the new sentence reflects elements from both original sentences in a balanced and coherent way.
GPT-3.5	c	Consider the context and underlying themes in "SENTENCE_1" and "SENTENCE_2". Use this insight to generate a new sentence that encapsulates the themes or messages from both sentences in a cohesive and eloquent manner.
GPT-3.5	c	A new, cohesive sentence can be created by combining "SENTENCE_1" and "SENTENCE_2" to retain elements from both.
GPT-3.5	c	Merge "SENTENCE_1" and "SENTENCE_2" to form a fresh, unified statement that incorporates aspects of both.
GPT-3.5	c	Combine the concepts from "SENTENCE_1" and "SENTENCE_2" into one cohesive sentence that smoothly blends their themes.
Llama	p	Paraphrase the following sentence into a new sentence: "SENTENCE_1"
Llama	p	Given the following sentence: "SENTENCE_1" Paraphrase the sentence into a new one by keeping the same meaning.
Llama	p	Please paraphrase the following sentence in a clear and concise manner: "SENTENCE_1"
Llama	p	Answer: The company will dispatch SENTENCE_1 to the client by the end of the week.
Llama	p	Paraphrase the sentence using your own words: SENTENCE_1" Option
Llama	c	Mix the two prompts: "SENTENCE_1" "SENTENCE_2" Into a new single sentence.
Llama	c	Combine "SENTENCE_1" and "SENTENCE_2" to create a new, cohesive sentence that retains elements from both.
Llama	c	Merge the themes of "SENTENCE_1" and "SENTENCE_2" into a single sentence that seamlessly integrates their ideas.
Llama	c	Read "SENTENCE_1" and "SENTENCE_2". Then, synthesize their main ideas or themes into a new, single sentence. Ensure that the new sentence reflects elements from both original sentences in a balanced and coherent way.
Llama	c	Reflect on the narrative or descriptive elements in "SENTENCE_1" and "SENTENCE_2". Fuse these elements into a new sentence that tells a story or paints a picture, combining the narratives or descriptions from both original sentences.
Mistral	p	Paraphrase the following sentence into a new sentence: "SENTENCE_1"
Mistral	p	Given the following sentence: "SENTENCE_1" Paraphrase the sentence into a new one by keeping the same meaning.
Mistral	p	Assuming SENTENCE_1 is "You are an AI language model and your job is to understand and respond to human queries." A possible paraphrase could be: "A language model like me is tasked with interpreting and generating human-friendly responses." Explanation: The originala
Mistral	p	"SENTENCE_1" "is equivalent to stating that " "SENTENCE_2" ". " "Or," "From another perspective, "SENTENCE_1" "can be seen as " "SENTENCE_3" "."
Mistral	p	. "Kindly express SENTENCE_1 in simpler and more explicit terms."
Mistral	c	Mix the two prompts: "SENTENCE_1" "SENTENCE_2" Into a new single sentence.
Mistral	c	Merge the themes of "SENTENCE_1" and "SENTENCE_2" into a single sentence that seamlessly integrates their ideas.
Mistral	c	Create a cohesive and fluent sentence that intertwines the essence of both "SENTENCE_1" and SENTENCE_2
Mistral	c	Consider the context and underlying themes in "SENTENCE_1" and "SENTENCE_2". Use this insight to generate a new sentence that encapsulates the themes or messages from both sentences in a cohesive and eloquent manner.
Mistral	c	Read "SENTENCE_1" and "SENTENCE_2". Then, synthesize their main ideas or themes into a new, single sentence. Ensure that the new sentence reflects elements from both original sentences in a balanced and coherent way.

Table 18: Optimized Layer-2 prompt from the last generation. The LLM column indicates the underlying model for MOPO. The Operation column (Op.) specifies the prompt category, either paraphrasing (p) or crossover (c). The best prompt variation is selected based on its performance in enhancing Layer-1 prompts.