

# DOPTA: Improving Document Layout Analysis using Patch-Text Alignment

Nikitha SR\* Tarun Ram Menta\* Mausoom Sarkar  
Media and Data Science Research Lab, Adobe  
{nikithasr, tarunramm, msarkar}@adobe.com

## Abstract

*The advent of multimodal learning has brought a significant improvement in document AI. Documents are now treated as multimodal entities, incorporating both textual and visual information for downstream analysis. However, works in this space are often focused on the textual aspect, using the visual space as auxiliary information. While some works have explored pure vision based techniques for document image understanding, they require OCR identified text as input during inference, or do not align with text in their learning procedure. Therefore, we present a novel image-text alignment technique specially designed for leveraging the textual information in document images to improve performance on visual tasks. Our document encoder model DOPTA - trained with this technique demonstrates strong performance on a wide range of document image understanding tasks, without requiring OCR during inference. Combined with an auxiliary reconstruction objective, DOPTA consistently outperforms larger models, while using significantly lesser pre-training compute. DOPTA also sets new state-of-the art results on  $D^4LA$ , and FUNSD, two challenging document visual analysis benchmarks*

## 1. Introduction

Document images are a rich source of information in the modern age. Compared to natural images, document images often have a complex structure composed of high-frequency details like text, tables, figures, charts, etc. In addition, a document usually includes rich textual information and can be of various types (scientific paper, form, resume, etc.), each with its unique combinations of elements and layouts. This makes Visual Document Understanding (VDU) an important, and challenging task. VDU encompasses a wide variety of tasks, including but not limited to classification [13], layout analysis [10, 18, 26, 32, 51], information extraction [31, 38], and question answering [28,

29]. Each of these tasks requires inspection of the document image at multiple levels of granularity. Additionally, the rich semantic structure of a document cannot be modeled by text or vision alone. The layout of text and different objects in the document, the appearance of text in different sections (font, color, size), and visual elements such as figures, tables, etc. make *holistic* document understanding a complex and involved task. As such, this necessitates the careful design of special architectures and objectives for effective learning, departing from the general natural image representation learning methods.

The aforementioned reasons highlight the necessity of multimodal modeling for effective document understanding. Currently, transformer architecture has evolved as a ubiquitous framework capable of modeling multiple modalities and has naturally been applied to VDU as well. Most works [1, 17, 41, 46, 47] use a unified transformer approach, wherein image, text, and layout information are processed by a single multi-modal transformer, which is pre-trained with a variety of objectives. The unified transformer based methods focus more on textual information, and treat visual information as secondary. They require extraction of text from a document image using standard OCR techniques, which is later modeled by the unified transformer for downstream tasks. This 2-stage paradigm has two key issues - inflexibility of the OCR pipelines, and error propagation from OCR extraction to downstream tasks. Methods such as Donut [22] instead model both OCR extraction and subsequent understanding of the document in a single end-to-end approach using an encoder-decoder transformer model.

Although these approaches achieve strong performance on semantic tasks such as document question answering [28] and information extraction [38], they fall behind on visual tasks such as document layout analysis, as their primary focus is on modeling the textual features. In this field, state-of-the-art results have been achieved by DiT [23] and VGT [10]. DiT approaches document image understanding in a self-supervised fashion, wherein masked image patches are reconstructed through a ViT encoder, and matched to the tokens from a pre-trained dVAE. VGT builds upon this, adding a Grid Transformer (GiT) to infuse lay-

\*Equal contribution. Correspondence to nikithasr@adobe.com.

out information into the image representations. While these methods achieve strong results, we argue that the semantic information from text in the image can be a strong factor to improve the layout understanding. Inspired by the power of contrastive language-image training in representation learning [34] and fine-grained image-text alignment techniques like FILIP [48], we specially design a patch-text alignment loss for documents, using IoU to guide the model to learn effective representations that are semantically and structurally rich. Our key contributions can be summarized as follows:

- We introduce a **novel patch-text alignment objective** guided by the IoU between text bounding boxes and image regions specially designed for document images, which effectively leverages the textual information in images to improve VDU. This objective bridges the gap between existing text-centric and vision-centric objectives, effectively leveraging both textual and visual data.
- We further build upon this, and propose **DOPTA**, a strong document image encoder trained on our objective in conjunction with existing self-supervised learning objectives for images.
- We rigorously evaluate DOPTA on a variety of document understanding tasks to prove the efficacy of the learned representations in downstream tasks. DOPTA is able to achieve strong performance across our evaluation benchmarks, while requiring less pre-training steps than the existing state-of-the-art.

## 2. Related Work

### Self-Supervised Image Representation Learning.

Learning effective visual representations without human supervision is crucial for leveraging the large amounts of unlabelled image data available on the web, and has emerged as a powerful pre-training paradigm for strong vision backbones without the need for large-scale labeled datasets like ImageNet [35]. MoCO [14], SimCLR [7, 8], and their variants propose contrastive learning for learning effective representations by reducing the distance between representations of different augmented views of the same image and increasing the distance between representations of augmented views from different images. BYOL [12] removes the need for large in-batch negatives and image augmentations by bootstrapping the outputs of a network to serve as targets for an enhanced representation. The emergence of Vision Transformers [11] which split the image into small patches to input to a bi-directional transformer encoder has inspired a slew of new learning methods. MAE [15] and BEIT [2] learn visual representations by reconstructing masked image patches. Finally, methods such as DINO [5] and DINOv2 [30] align image crops with their global representations, using a distillation approach to achieve more fine-grained image representations.

**Vision-Language Pre-training.** Works such as CLIP [34], ALIGN [21], and more recently SigLIP [50] show the effectiveness of using language to learn visual representations, with the help of large scale image-text datasets such as YFCC100M [42], JFT-300M [40], CC12M [6], LAION [36]. The core technique of these models lies in the global contrastive alignment of the images and texts through a dual-stream model, with a vision encoder, and a text encoder. While these approaches enable strong zero-shot and few-shot performance, they lack fine-grained representations, because of the global alignment objective that they use. Fine-grained representations through vision-language alignment has been explored in FILIP [48], SPARC [3], GLIP [24], UNITER [9] and VL-BERT [39]. These works use deep cross-modal fusion to align text to local image regions, show improved performance on tasks like object detection and are the closest to our proposed approach. Global image-text alignment is not well applicable to the document image setting, as short language captions fail to capture the complexity and details of dense, text-rich documents. Additionally, fine-grained representations are of utmost significance in document understanding tasks, where most details are small and cannot be detected by global alignment, which is what we explore in this work.

### Document Image Understanding.

Visual document understanding (VDU) requires careful design of the objectives, owing to the unique structure of these images. The majority of approaches in this field can be categorized into two sub-categories based on the use/non-use of OCR as an input. i) *OCR-Based methods* include BiVLDoc [27], LayoutLM [17, 46, 47], DocFormer [1], BROS [16], VL-BERT [39], UDOP [41], VGT [10], TILT [33], and UDOC. These works utilize off-the-shelf OCR methods to parse the text and bounding boxes from a document image. The textual and image features are later combined through early or late fusion, using a joint transformer encoder to produce the final representations. Different variants of objectives such as masked image modeling (MIM), masked language modeling (MLM), and image-language alignment are proposed in these papers. However, these works require OCR as an input during inference. ii) *OCR-Free methods* such as Donut [22], DiT [23], and StructTextv2 [49] instead aim to learn visual features in the absence of OCR as an input during inference, though it may be utilized as a target during pre-training. Donut uses a transformer encoder-decoder architecture with OCR parsing as its pre-training task. On the other hand, DiT learns image features in the absence of any OCR ground truth, by aligning image patches with learned tokens from a discrete VAE tokenizer. StructTextv2 uses a dual objective of image reconstruction and text prediction of masked-out regions. Our work falls

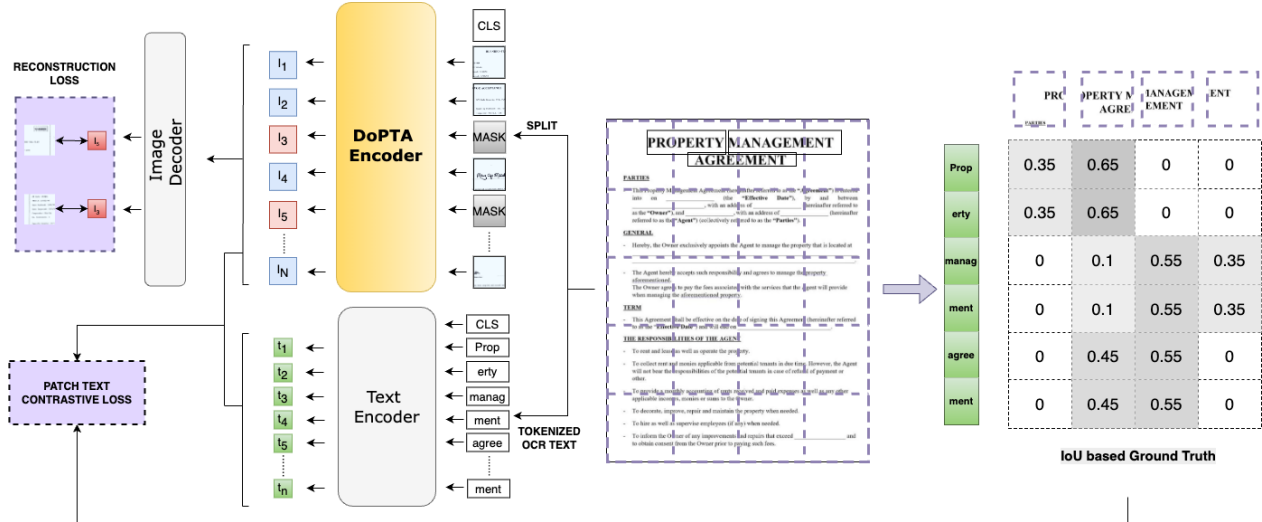


Figure 1. Pre-training of DOPTA. Only the image encoder is required for downstream usage. Refer section Sec. 3 for details.

into the second category.

### 3. Methodology

We now present DOPTA, a novel pre-training method for learning document image representations with strong semantic and structural understanding. The key component of DOPTA is the introduction of a novel fine-grained image-text contrastive alignment objective for document images. This loss imbibes textual-semantic information into the image representations, leading to better structural understanding through the semantics. Despite the strong performance demonstrated by this loss, as shown in Sec. 5, DOPTA also includes an image reconstruction loss to incorporate additional structural information. We begin with a description of our model architecture in Sec. 3.1, and introduce the individual image-text contrastive and image reconstruction losses in Sec. 3.2 and Sec. 3.3 respectively. Refer to Figure 1 for an overview of our model.

#### 3.1. Model architecture

The pre-training stage of DOPTA consists of three components - i) DOPTA Encoder, ii) Text Encoder, iii) Image Decoder. The latter two components are only required during pre-training, and only the DOPTA encoder is used for downstream evaluations. Figure 1 shows the main architectural components of our pre-training. We present qualitative examples of the effect of our patch-text alignment loss in Fig. 2.

**Image Encoder.** The DOPTA encoder ( $E_I$ ) follows is a Vision Transformer [11]. We reshape an image  $\mathbf{x} \in \mathbb{R}^{H \times W \times C}$  into a sequence of flattened 2D patches  $\mathbf{x}_p \in \mathbb{R}^{N \times (P^2 \cdot C)}$ , where  $(H, W)$  is the resolution of the

original image,  $C$  is the number of channels,  $(P, P)$  is the resolution of each image patch, and  $L_I = HW/P^2$  is the resulting number of patches. We randomly mask out a fraction  $M$  of the patches by replacing them a learned [MASK] embedding, which are later reconstructed by the *image decoder*. Learned positional embeddings are added to each patch before passing as input to the transformer. The per-patch embeddings are aligned with both textual and visual information to ensure a rich representation.

**Text Encoder.** The text encoder ( $E_T$ ) is a transformer model. We extract the text with corresponding bounding boxes from each document image using an off-the-shelf OCR engine. The entire set of texts is concatenated in reading order and tokenized as a single string. We truncate the tokenized string at a maximum sequence length of  $L_T$  tokens and add learned positional embeddings before passing through the text encoder model. We use the per-token embeddings at the output layer for aligning vision features.

**Image Decoder.** Following MAE [15], we model the image decoder ( $D_I$ ) as a shallow 2 layer transformer model which maps the latent representations back to pixels. The last layer of the decoder is a linear projection with the number of output channels being equal to the number of pixel values in a patch. The input to the decoder is the full set of patches encoded by the image encoder (including both masked and unmasked patches). The decoder learns to reconstruct the pixels of the masked regions using the embeddings of the surrounding patches as context.

### 3.2. Fine-Grained Image-Text Alignment

Contrastive image-text learning [21, 34] is a powerful paradigm for learning cross-modal representations that can be decoupled for downstream uses. Models following this paradigm train unimodal dual encoders with images and a global description of the image in the form of text captions. Though this can be naturally extended to text-rich documents, modeling large-scale document images with global contrastive learning is sub-optimal. The positional layout of text in documents is of great importance. Hence, we propose a novel patch-text alignment objective for document image pre-training. We extend fine-grained contrastive approaches like [25, 48] and specially design our loss to suit the document domain. In particular, our patch-text alignment technique leverages the *exact position* of text present in documents, using an IoU guided loss to achieve a high degree of understanding.

The DOPTA encoder ( $E_I$ ) produces a set of patch level embeddings  $\{X_i^I\}_{i=1}^N$  for the  $N = HW/P^2$  patches of the image. The tokenized OCR text of the image is encoded in the reading order through the text encoder ( $E_T$ ) to generate a set of  $\{X_i^T\}_{i=1}^D$  text encodings where  $D$  is the predefined context length of the text encoder. We define a per image *TextToPatch* matching loss which is an asymmetric cross-entropy loss between each text token and the set of all image patches. The *TextToPatch* contrastive loss  $\mathcal{L}_i$  for a text token  $X_i^T$  is given by,

$$\mathcal{L}_i(X_i^T, \{X_j^I\}_{j=1}^N) = - \sum_{j=1}^N Y(T_i, I_j) \log \frac{\exp(\lambda \cdot s_{i,j})}{\sum_{k=1}^N \exp(\lambda \cdot s_{i,k})} \quad (1)$$

where  $\lambda$  is a learnt scaling factor and  $s_{i,j} := X_i^T \cdot X_j^I$  is the dot product similarity between the  $i^{th}$  text embedding and  $j^{th}$  image patch embedding. The ground truth probability  $Y(T_i, I_j)$  for a text token  $T_i$  and an image patch  $I_j$  is:

$$Y(T_i, I_j) = \frac{|bbox(I_j) \cap bbox(T_i)|}{|bbox(T_i)|} \quad (2)$$

where  $bbox(\cdot)$  is the bounding box of the enclosed entity. In simple terms, we enforce the *probability distribution of the similarity between text embedding and the image embeddings to match (directly correlate to) the distribution of text area across image patches*. A pictorial representation of the ground truth generation is also shown in Figure 1. The overall *TextToPatch* contrastive loss  $\mathcal{L}_{TP}$  is obtained by averaging across the text token losses.

$$\mathcal{L}_{TP} = \frac{1}{D} \sum \mathcal{L}_i \quad (3)$$

This smoothed contrastive loss infuses strong textual and text-structure information into the visual representations.




Figure 2. Heatmap visualisation of the normalised dot product similarity of image region embeddings with the text embedding for the token ‘phosphine’ taken from DOPTA-HR model. Additional qualitative results are presented in Appendix B.

### 3.3. Image Reconstruction Loss

While the *TextToPatch* contrastive loss takes care of the textual portions of the image, documents also constitute other visual components like graphs or diagrams which do not contain text. To learn their representations in a better fashion an image reconstruction loss following MAE [15] is also included. A certain fraction  $M$  of the image patches are replaced with a learned [MASK] token while being passed through the DOPTA encoder. Since a large fraction of the images are white space, these patches are never masked, so as to make the reconstructions non-trivial. The patch embeddings  $\{X_i^I\}_{i=1}^N$  obtained from the DOPTA encoder are combined with learnable positional embeddings and passed through the image decoder. Each output embedding  $\{D_i^I\}_{i=1}^N$  is a vector of the linearised pixel values of the patch. The masked patch embeddings are reshaped to create a reconstructed image patch. The *Reconstruction* loss  $\mathcal{L}_R$  calculates the mean squared error (MSE) between the reconstructed patch and the original patch in normalized pixel space. The combined loss computed for each image is then given by,

$$\mathcal{L} = \mathcal{L}_{TP} + \lambda \mathcal{L}_R \quad (4)$$

where  $\lambda$  assumes values from  $\{0, 1\}$  depending on the usage of the *reconstruction* loss.



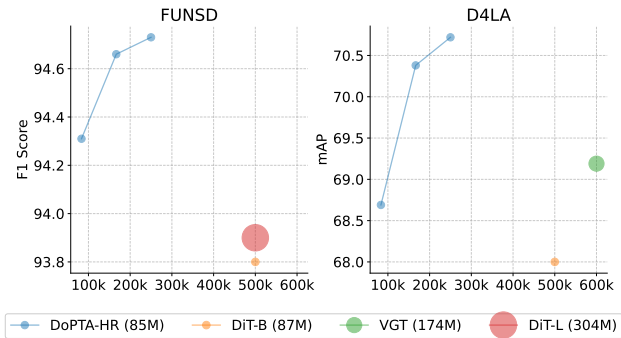


Figure 3. Results of DoPTA and existing SOTA document encoder models. DoPTA outperforms other methods on multiple benchmarks, despite having less parameters, and a significantly shorter pre-training schedule. Refer to Sec. 4 for more details of individual benchmarks

## 4. Experiments

Next, we present experimental results to show the effectiveness of image features produced by DoPTA on a variety of document tasks, including document image classification (Sec. 4.2), document layout analysis (Sec. 4.3), and text detection (Sec. 4.4). We evaluate both variants of our model (224 and 512 resolution), and *achieve state-of-the-art results* in multiple tasks, *outperforming larger models*, while adopting a significantly *shorter pre-training schedule*.

### 4.1. Implementation and Pre-Training

We pretrain DoPTA on the IIT-CDIP [37] dataset. This dataset contains 42M pages of black-and-white document images containing rich text. We extract word-level OCR text and their bounding boxes using EasyOCR [19] pipeline and use random cropping as the image augmentation. Though we carefully ensure the quality of the extracted OCR through filtering, some errors in extracted OCR do persist. In Appendix A, we explore the use of a PDF dataset which circumvents this issue. However, we choose the CDIP dataset for pre-training due to its larger scale, and to maintain parity with the baselines, which pretrain on the same dataset. An important point to note is that our method **does not** require any OCR input during inference.

We use a mix of padded (aspect ratio preserving) and square-cropped images during training to ensure good downstream performance in all settings. We follow the architectural choices of ‘CLIP-ViT-B/16’, with our DoPTA encoder and text encoder being 12-layer transformers with 8 attention heads. The hidden (intermediate) sizes are 768 (3072) for the DoPTA encoder and 512 (2048) for the text encoder. Both models are initialized using the ‘CLIP-ViT-B/16’ weights. The context length of the text encoder is set to 512 by linear interpolating the learnt CLIP positional embeddings. As discussed in Sec. 3.1, we adopt a lightweight

2-layer transformer image decoder each with 8 attention heads. We train at  $224 \times 224$  resolution, and refer to this model as DoPTA for the remainder of this paper. We also train a high-resolution variant with image resolution  $512 \times 512$ . Going forward, we refer to the high-resolution model as DoPTA-HR. Both models use a patch size of 16, a global batch size of 2048, dropout of 0.1, and learning rate of  $1e - 3$ . The masking ratio  $M$  for reconstruction is set to 0.6. We train DoPTA and DoPTA-HR for 15 epochs ( $\approx 250k$  steps). This is a significantly shorter pre-training schedule compared to other works like DiT [23], LayoutLMv3 [17], and VGT [10], which are pretrained for 500k steps or more.

### 4.2. Document Image Classification

We use the RVL-CDIP benchmark to evaluate the classification performance of DoPTA. The benchmark consists of 400K document images split into 320K train, 40K validation and 40K test images. It consists of 16 different classes like advertisement, email, form, scientific publication, etc. To perform classification, we obtain a single representation embedding per image by average pooling the patch-wise embeddings and directly applying a linear classification head on top. We evaluate both versions of our DoPTA encoder by finetuning for 100 epochs on the training set as done in DiT [23]. We use AdamW optimiser with a learning rate of  $1e - 3$ , a global batch size of 1024 and perform gradient clipping with a value of 0.1.

**Baselines and Results.** We compare and report results of classification accuracy on the test set in Table 1. We consider two categories of methods - i) *OCR-based methods* which rely on the OCR-identified text in the image as input, and ii) *OCR-Free methods* which treat document image classification purely in the image domain. All results are taken from the DiT[23], except Donut which we finetune ourselves. Donut [22] utilizes an encoder-decoder architecture for end-to-end OCR extraction. To test the performance of Donut in the image domain, we utilize the image encoder alone and evaluate it using the aforementioned setup. While the OCR-based methods achieve the highest performance in this category, we find that both DoPTA and DoPTA-HR outperform all OCR-free methods with similar input resolutions. It is notable that DoPTA outperforms even the DiT-L model, despite having  $< 1/3^{rd}$  the parameters, and a much shorter pre-training schedule (250k steps in our case as compared to 500k steps for DiT-L).

### 4.3. Document Layout Analysis

Document layout analysis (DLA) involves the detection of layouts of unstructured digital documents. This task helps identify elements such as *tables*, *figures*, and other different types of textual layout elements like *date*, *figure name*, *etc.* This task is crucial as it helps parse the documents

Model	Resolution	Accuracy	#Param
<i>Text-Based Methods</i>			
BERT	-	89.81	110M
LayoutLMv3 [17]	-	95.44	133M
DocFormer	-	<b>96.17</b>	183M
<i>Image Encoders</i>			
DeiT-B [43]	224	90.32	87M
BEiT-B [2]	224	91.09	87M
MAE-B [15]	224	91.42	87M
DiT-B [23]	224	92.11	87M
DiT-L [23]	224	92.69	304M
DOPTA	224	<b>92.96</b>	85M
<i>High-Res Image Encoders</i>			
Donut-Encoder [22]	512	93.37	71M
StructTexTv2-Small [49]	960	93.4	28M
DOPTA-HR	512	<b>94.07</b>	85M

Table 1. Classification Accuracy on RVL-CDIP Test set. Higher is better. Best result in each category is indicated in **bold**

for numerous downstream applications. We model DLA as an object detection problem, detecting elements of various classes with bounding boxes, using two popular document layout analysis datasets, PubLayNet [51] and D<sup>4</sup>LA [10] to evaluate performance on this task.

For object detection, we use a Cascade R-CNN [4] as the detection pipeline on top of the backbone models, using the Detectron2 [44] library to evaluate our models. We use the same FPN and data processing setup as DiT [23] and VGT [10], with resolution modifying modules at four different transformer blocks (3, 5, 7 and 11) to adapt the single-scale ViT to the multi-scale FPN. Let  $d$  be the total number of blocks, the  $d/3^{rd}$  block is upsampled by  $4\times$  using a module with 2 stride-two  $2 \times 2$  transposed convolution. For the output of the  $d/2^{th}$  block, we use a single stride-two  $2 \times 2$  transposed convolution to upsample by  $2\times$ . The output of the  $2d/3^{th}$  block is utilized without additional operations. Finally, the output of  $d^{th}$  block is downsampled by  $2\times$  with stride-two  $2 \times 2$  max pooling. All images are cropped with probability 0.5 to a random rectangular patch which is then resized again such that the shortest side is at least 480 and at most 800 pixels while the longest is at most 1,333 pixels.

#### 4.3.1. PubLayNet

PubLayNet [51] is a large dataset of 360K images for document layout analysis, created from over one million scientific articles in PubMed Central. It includes labeled images with five layout regions: *text*, *title*, *list*, *figure*, and *table*. We finetune both versions of our model on the training split (335,703) and evaluate on the validation split (11,245).

We follow the setting of DiT [23] and train for 60K steps with a batch size of 16 and a learning rate of  $4e - 4$ .

**Baselines and Results.** We report the category-wise and overall mean average precision mAP@IoU[0.50 : 0.95] of bounding boxes in Table 2. We compare with vision-only input models such as DiT and Donut, as well as vision+OCR input models like VGT, LayoutLMv3. DOPTA-HR achieves 94.9 which is on-par with DiT-L despite being less than  $1/3^{rd}$  in model size. DOPTA beats DiT-B (94.5  $\rightarrow$  94.6) with less than  $1/2$  of the pre-training steps. Our method also remains competitive with VGT despite not requiring OCR during inference, lower model size (85M as compared to 174M in VGT) and lower resolution pre-training (512 as compared to 768 in VGT).

#### 4.3.2. D<sup>4</sup>LA

This dataset was introduced by VGT [10], containing around 12K images with rich layouts that are manually annotated. It contains a lot more fine-grained classes than PubLayNet with a wider variation in the object sizes as well as objects that are distinguishable by the text present in them. The list of classes is available in Table 3. This makes it a more semantically challenging benchmark for document layout analysis. We use the same FPN and pre-processing setup as mentioned previously, and finetune all models for 60K steps with a batch size of 12 and learning rate of  $2e - 4$  with a warmup of 100 steps.

**Baselines and Results.** We report the category-wise and overall mean average precision mAP@IoU[0.50 : 0.95] of bounding boxes in Table 3. We compare against DiT and VGT, the current state-of-the-art baselines. Both baselines were fine-tuned with the same setup and hyperparameters as our method. DOPTA-HR sets a new SOTA (69.2  $\rightarrow$  69.7) on this benchmark, despite having less than half the parameters (85M vs 174M) and pre-training at a lower resolution (512 vs. 768) compared to VGT. In particular, DOPTA shows a marked improvement in object categories such as *DocTitle*, *Question*, *ParaTitle*, *RegionTitle*, *RegionKV*, *Date*, *Author*, and *PageNumber*. These are highly fine-grained categories, where semantic understanding of the text is crucial, highlighting the efficacy of the proposed patch-text alignment loss. We do notice a tangible performance dip ( $> 1\%$ ) in classes such as *Equation*, *RegionList*, *LetterDear* and *LetterHead*. These objects while holding individual semantic meanings could also be considered as subclasses of paragraph or list items, which might be a reason for their improper classification. Objects like *equation* indicate that sufficient OCR text diversity could be missing in pre-training. We present and study qualitative examples of such failure cases in Appendix C.

#### 4.4. Text Detection

We test the word-level text detection capability of DOPTA encoder using the FUNSD [20] dataset. It

Model	Parameters	Text	Title	List	Table	Figure	Overall
ResNeXt [45]	-	91.6	84.5	91.8	97.1	95.2	92.0
DeiT-B [43]	-	93.4	87.4	92.1	97.2	95.7	93.2
BEiT-B [2]	-	93.4	86.6	92.4	97.3	95.7	93.1
MAE-B [15]	-	93.3	86.5	91.8	97.3	95.9	93.0
Donut-Encoder [22]	72M	93.9	87.5	95.2	97.6	96.9	94.2
DiT-B [23]	87M	94.4	88.9	94.8	97.6	96.9	94.5
DiT-L [23]	304M	94.4	89.3	96.0	97.8	97.2	94.9
VGT* [10]	174M	94.8	92.8	95.3	97.7	96.7	<b>95.5</b>
LayoutLMv3-Base* <sup>†</sup> [17]	133M	94.5	90.6	95.5	97.9	97.0	95.1
StructTextv2-Large* <sup>†</sup> [49]	238M	-	-	-	-	-	95.5
DoPTA	85M	94.4	89.3	94.8	97.7	96.8	94.6
DoPTA-HR	85M	94.4	89.5	95.7	97.7	97	94.9

Table 2. Document Layout Analysis mAP @ IOU [0.50:0.95] on PubLayNet validation set. Best overall result in **bold**. <sup>†</sup>StructTextv2 and LayoutLMv3 adopt longer **finetuning** schedules on PubLayNet compared to the remaining baselines ( $\approx 6x$  and  $\approx 2x$  respectively). \* Uses OCR as input during inference.

Model	DocTitle	ListText	LetterHead	Question	RegionList	TableName	FigureName
DiT-B [23]	70.83	69.52	82.71	74.09	78.8	65.29	55.04
VGT* [10]	69.89	68.28	<b>83.0</b>	72.53	<b>81.21</b>	65.61	54.85
DoPTA	72.32	69.07	82.36	75.57	79.24	64.08	52.72
DoPTA-HR	<b>73.11</b>	<b>72.46</b>	82.07	<b>77.42</b>	79.32	<b>67.08</b>	<b>56.86</b>
Model	Footer	Number	ParaTitle	RegionTitle	LetterDear	OtherText	Abstract
DiT-B	77.87	<b>83.86</b>	61.12	65.05	73.33	58.28	70.56
VGT*	79.0	82.71	61.11	64.39	<b>75.08</b>	57.97	74.9
DoPTA	<b>79.78</b>	82.61	60.83	<b>66.1</b>	74.22	59.65	70.89
DoPTA-HR	77.88	83.15	<b>64.07</b>	65.17	72.7	<b>61.25</b>	<b>78.25</b>
Model	Table	Equation	PageHeader	Catalog	ParaText	Date	LetterSign
DiT-B	86.24	34.83	54.22	38.42	83.89	66.74	72.99
VGT*	86.4	<b>49.0</b>	52.28	49.37	84.89	67.88	74.01
DoPTA	86.24	20.26	57.62	48.94	85.27	66.89	73.07
DoPTA-HR	<b>86.9</b>	32.26	<b>58.22</b>	<b>60.98</b>	<b>85.75</b>	<b>71.4</b>	<b>76.31</b>
Model	RegionKV	Author	Figure	Reference	PageFooter	PageNumber	mAP
DiT-B	64.71	66.18	75.64	81.46	65.78	58.60	68.0
VGT*	66.56	64.09	76.65	84.19	64.14	58.24	69.19
DoPTA	66.9	67.54	75.97	79.9	<b>66.77</b>	58.41	68.27
DoPTA-HR	<b>70.3</b>	<b>70.66</b>	<b>75.73</b>	<b>84.45</b>	65.82	<b>60.64</b>	<b>70.72</b>

Table 3. Performance comparison of different models across various document components of D<sup>4</sup>LA benchmark. \* Uses OCR as input during inference.

is a subset of the RVLCDIP dataset constructed to perform form understanding tasks like text detection, entity labeling, and information extraction. The dataset comprises of 199 annotated images (149 train and 50 test images). Following DiT [23], we employ mask R-CNN framework to perform the text detection using DoPTA encoder as the

backbone. We vary the anchor box sizes from the previous experiments to [4, 8, 16, 32, 64] as the expected predictions are smaller in size compared to paragraph-level predictions earlier. The learning rate is set to  $1e - 4$  with a batch size of 16 and finetuning is performed for 60k steps, following DiT. This setup is followed for all baselines. The resolution

Expt. ID	Model	Patch-Text Alignment	Masking Ratio	RVL-CDIP	PubLayNet	D <sup>4</sup> LA
1	CLIP	-	-	90.97	93.3	64.5
2	DoPTA	✓	-	92.51	94.35	67.48
3	DoPTA	✓	0.2	92.54	94.43	67.74
4	DoPTA	✓	0.4	92.79	94.54	67.7
5	DoPTA	✓	0.6	<b>92.84</b>	<b>94.62</b>	<b>67.92</b>

Table 4. Evaluation of performance at different masking ratios. Evaluations are done at  $224 \times 224$  resolution at 160k pre-training steps. PubLaynet and D<sup>4</sup>LA were evaluated with default DiT config. Best results are highlighted in **bold**.

Model	#Param	Precision	Recall	F1
Faster R-CNN		70.4	84.8	76.0
ResNeXt-101d [45]		93.87	92.29	93.07
DeiT-B [43]	87M	94.29	92.37	93.32
BEiT-B [2]	87M	94.12	92.63	93.37
MAE-B [15]	87M	94.41	93.21	93.81
DiT-B [23]	87M	94.70	93.07	93.88
DiT-L [23]	304M	94.52	93.36	93.93
DoPTA-HR	85M	<b>95.29</b>	<b>94.18</b>	<b>94.73</b>

Table 5. Text detection accuracy (IoU@0.5) on FUNSD, where Mask R-CNN is used with different backbones. Best result in each category is indicated in **bold**. Second best result is underlined

and data augmentation is the same as the document layout analysis setup, described in Sec. 4.3.

**Baselines and Results.** We compare against various CNN and ViT backbones and report the precision, recall, and F1 Score at IoU=0.5. We do not compare against VGT since it uses the OCR as an input, making the task redundant. StructTextv2 is omitted due to non-availability of code/weights. DoPTA-HR outperforms the previous best result from DiT-L, despite pre-training for only 1/2 the pre-training steps, and having less than 1/3<sup>rd</sup> the parameters.

## 5. Ablation Study

In this section, we study the effect of the individual components of DoPTA. It is crucial to study the performance of our proposed patch-text contrastive loss. The reconstruction loss is also an important component, bringing visual information to the features where textual features are not available. To understand the contribution of each loss objective independently, we evaluate our method on an array of different masking ratios, as well as in the absence of the reconstruction loss. We also compare with the CLIP model, to quantify the contribution of the architecture, in the absence of our loss components. All experiments in the ablation study were carried out at 224 resolution while pre-training for 10 epochs on the IIT-CDIP Dataset. The batch size, learning rate, data augmentation, and other hyperpa-

rameters were kept the same as the original setup. We evaluate the performance by benchmarking on document image classification and document layout analysis. The setup and fine-tuning parameters for each downstream evaluation are unchanged from Sec. 4.

**Results.** The results of the ablation study are summarized in Table 4. It is clear that both loss components significantly improve performance over the Row 1 baseline. Further, as seen in Row 2, the model trained only with the proposed patch-text contrastive loss retains strong performance. In particular, this variant outperforms DiT-Base on RVL-CDIP, while almost matching performance on PubLayNet, despite the comparatively short pre-training schedule adopted in this study (10 epochs in ours as compared to 30 epochs in DiT). This result highlights the efficacy of the patch-text contrastive loss in learning effective visual representations for document layout analysis. The results see a clear improvement when the reconstruction loss is included. We see an improvement of 0.3 – 0.6 performance points in all benchmark scores as the masking ratio is increased. The combination of patch-text alignment and reconstruction objectives enables the model to learn strong visual representations that generalize across various task settings.

## 6. Conclusion and Future Work

In this work, we extend fine-grained image-text alignment to document images via a novel patch-text alignment objective. This work shows the efficacy of leveraging the textual information in document images to solve visual tasks, which is still an underexplored direction. We combine this novel objective with a masked reconstruction loss to build DoPTA, a strong document encoder model that achieves state-of-the-art results across document image classification, layout analysis, and text detection tasks, consistently outperforming baselines that use larger models, extra information (OCR) as input, and longer pre-training schedules. We hope that this work motivates further research into methods that can leverage text in document images for *visual understanding*.

There still remain many open avenues for exploration. A few of these include - Extending DoPTA to newer archi-



tures like SwinTransformer which are better suited for document images with small objects and details, alternative strategies for text masking, and leveraging synthetic data generation techniques to increase the size and diversity of the training dataset. We aim to explore these directions as our future work.

## References

- [1] Srikar Appalaraju, Bhavan Jasani, Bhargava Urala Kota, Yusheng Xie, and R Manmatha. Docformer: End-to-end transformer for document understanding. In *Proceedings of the IEEE/CVF international conference on computer vision*, pages 993–1003, 2021. 1, 2
- [2] Hangbo Bao, Li Dong, Songhao Piao, and Furu Wei. Bert pre-training of image transformers. *arXiv preprint arXiv:2106.08254*, 2021. 2, 6, 7, 8
- [3] Ioana Bica, Anastasija Ilić, Matthias Bauer, Goker Erdogan, Matko Bošnjak, Christos Kaplanis, Alexey A. Gritsenko, Matthias Minderer, Charles Blundell, Razvan Pascanu, and Jovana Mitrović. Improving fine-grained understanding in image-text pre-training, 2024. 2
- [4] Zhaowei Cai and Nuno Vasconcelos. Cascade r-cnn: High quality object detection and instance segmentation. *IEEE transactions on pattern analysis and machine intelligence*, 43(5):1483–1498, 2019. 6
- [5] Mathilde Caron, Hugo Touvron, Ishan Misra, Hervé Jégou, Julien Mairal, Piotr Bojanowski, and Armand Joulin. Emerging properties in self-supervised vision transformers. In *Proceedings of the IEEE/CVF international conference on computer vision*, pages 9650–9660, 2021. 2
- [6] Soravit Changpinyo, Piyush Sharma, Nan Ding, and Radu Soricut. Conceptual 12m: Pushing web-scale image-text pre-training to recognize long-tail visual concepts. In *Proceedings of the IEEE/CVF conference on computer vision and pattern recognition*, pages 3558–3568, 2021. 2
- [7] Ting Chen, Simon Kornblith, Mohammad Norouzi, and Geoffrey Hinton. A simple framework for contrastive learning of visual representations. In *International conference on machine learning*, pages 1597–1607. PMLR, 2020. 2
- [8] Ting Chen, Simon Kornblith, Kevin Swersky, Mohammad Norouzi, and Geoffrey E Hinton. Big self-supervised models are strong semi-supervised learners. *Advances in neural information processing systems*, 33:22243–22255, 2020. 2
- [9] Yen-Chun Chen, Linjie Li, Licheng Yu, Ahmed El Kholhy, Faisal Ahmed, Zhe Gan, Yu Cheng, and Jingjing Liu. Uniter: Universal image-text representation learning. In *European conference on computer vision*, pages 104–120. Springer, 2020. 2
- [10] Cheng Da, Chuwei Luo, Qi Zheng, and Cong Yao. Vision grid transformer for document layout analysis. In *Proceedings of the IEEE/CVF international conference on computer vision*, pages 19462–19472, 2023. 1, 2, 5, 6, 7
- [11] Alexey Dosovitskiy, Lucas Beyer, Alexander Kolesnikov, Dirk Weissenborn, Xiaohua Zhai, Thomas Unterthiner, Mostafa Dehghani, Matthias Minderer, Georg Heigold, Sylvain Gelly, Jakob Uszkoreit, and Neil Houlsby. An image is worth 16x16 words: Transformers for image recognition at scale. In *International Conference on Learning Representations*, 2021. 2, 3
- [12] Jean-Bastien Grill, Florian Strub, Florent Althé, Corentin Tallec, Pierre Richemond, Elena Buchatskaya, Carl Doersch, Bernardo Avila Pires, Zhaohan Guo, Mohammad Gheshlaghi Azar, et al. Bootstrap your own latent—a new approach to self-supervised learning. *Advances in neural information processing systems*, 33:21271–21284, 2020. 2
- [13] Adam W Harley, Alex Ufkes, and Konstantinos G Derpanis. Evaluation of deep convolutional nets for document image classification and retrieval. In *International Conference on Document Analysis and Recognition (ICDAR)*, 2015. 1
- [14] Kaiming He, Haoqi Fan, Yuxin Wu, Saining Xie, and Ross Girshick. Momentum contrast for unsupervised visual representation learning. In *Proceedings of the IEEE/CVF conference on computer vision and pattern recognition*, pages 9729–9738, 2020. 2
- [15] Kaiming He, Xinlei Chen, Saining Xie, Yanghao Li, Piotr Dollár, and Ross Girshick. Masked autoencoders are scalable vision learners. In *Proceedings of the IEEE/CVF conference on computer vision and pattern recognition*, pages 16000–16009, 2022. 2, 3, 4, 6, 7, 8
- [16] Teakgyu Hong, Donghyun Kim, Mingi Ji, Wonseok Hwang, Daehyun Nam, and Sungrae Park. Bros: A pre-trained language model focusing on text and layout for better key information extraction from documents. In *Proceedings of the AAAI Conference on Artificial Intelligence*, pages 10767–10775, 2022. 2
- [17] Yupan Huang, Tengchao Lv, Lei Cui, Yutong Lu, and Furu Wei. Layoutlmv3: Pre-training for document ai with unified text and image masking. In *Proceedings of the 30th ACM International Conference on Multimedia*, pages 4083–4091, 2022. 1, 2, 5, 6, 7
- [18] Zheng Huang, Kai Chen, Jianhua He, Xiang Bai, Dimosthenis Karatzas, Shijian Lu, and CV Jawahar. Icdar2019 competition on scanned receipt ocr and information extraction. In *2019 International Conference on Document Analysis and Recognition (ICDAR)*, pages 1516–1520. IEEE, 2019. 1
- [19] JadedAI. Easyocr. <https://github.com/JadedAI/EasyOCR>, 2023. 5
- [20] Guillaume Jaume, Hazim Kemal Ekenel, and Jean-Philippe Thiran. Funsd: A dataset for form understanding in noisy scanned documents, 2019. 6
- [21] Chao Jia, Yinfei Yang, Ye Xia, Yi-Ting Chen, Zarana Parekh, Hieu Pham, Quoc Le, Yun-Hsuan Sung, Zhen Li, and Tom Duerig. Scaling up visual and vision-language representation learning with noisy text supervision. In *International conference on machine learning*, pages 4904–4916. PMLR, 2021. 2, 4
- [22] Geewook Kim, Teakgyu Hong, Moonbin Yim, Jeongyeon Nam, Jinyoung Park, Jinyeong Yim, Wonseok Hwang, Sangdoon Yun, Dongyoon Han, and Seunghyun Park. Ocr-free document understanding transformer. In *European Conference on Computer Vision*, pages 498–517. Springer, 2022. 1, 2, 5, 6, 7
- [23] Junlong Li, Yiheng Xu, Tengchao Lv, Lei Cui, Cha Zhang, and Furu Wei. Dit: Self-supervised pre-training for docu-

- ment image transformer. In *Proceedings of the 30th ACM International Conference on Multimedia*, pages 3530–3539, 2022. 1, 2, 5, 6, 7, 8
- [24] Liunian Harold Li, Pengchuan Zhang, Haotian Zhang, Jianwei Yang, Chunyuan Li, Yiwu Zhong, Lijuan Wang, Lu Yuan, Lei Zhang, Jenq-Neng Hwang, Kai-Wei Chang, and Jianfeng Gao. Grounded language-image pre-training, 2022. 2
- [25] Liunian Harold Li, Pengchuan Zhang, Haotian Zhang, Jianwei Yang, Chunyuan Li, Yiwu Zhong, Lijuan Wang, Lu Yuan, Lei Zhang, Jenq-Neng Hwang, et al. Grounded language-image pre-training. In *Proceedings of the IEEE/CVF Conference on Computer Vision and Pattern Recognition*, pages 10965–10975, 2022. 4
- [26] Minghao Li, Yiheng Xu, Lei Cui, Shaohan Huang, Furu Wei, Zhoujun Li, and Ming Zhou. Docbank: A benchmark dataset for document layout analysis. *arXiv preprint arXiv:2006.01038*, 2020. 1
- [27] Chuwei Luo, Guozhi Tang, Qi Zheng, Cong Yao, Lianwen Jin, Chenliang Li, Yang Xue, and Luo Si. Bi-vidoc: Bidirectional vision-language modeling for visually-rich document understanding. *arXiv preprint arXiv:2206.13155*, 2022. 2
- [28] Minesh Mathew, Dimosthenis Karatzas, and CV Jawahar. Docvqa: A dataset for vqa on document images. In *Proceedings of the IEEE/CVF winter conference on applications of computer vision*, pages 2200–2209, 2021. 1
- [29] Minesh Mathew, Viraj Bagal, Rubèn Tito, Dimosthenis Karatzas, Ernest Valveny, and CV Jawahar. Infographicvqa. In *Proceedings of the IEEE/CVF Winter Conference on Applications of Computer Vision*, pages 1697–1706, 2022. 1
- [30] Maxime Oquab, Timothée Darcet, Théo Moutakanni, Huy Vo, Marc Szafraniec, Vasil Khalidov, Pierre Fernandez, Daniel Haziza, Francisco Massa, Alaaeldin El-Nouby, et al. Dinov2: Learning robust visual features without supervision. *arXiv preprint arXiv:2304.07193*, 2023. 2
- [31] Seunghyun Park, Seung Shin, Bado Lee, Junyeop Lee, Jaeheung Surh, Minjoon Seo, and Hwalsuk Lee. {CORD}: A consolidated receipt dataset for post-{ocr} parsing. In *Workshop on Document Intelligence at NeurIPS 2019*, 2019. 1
- [32] Birgit Pfitzmann, Christoph Auer, Michele Dolfi, Ahmed S Nassar, and Peter Staar. Doclaynet: A large human-annotated dataset for document-layout segmentation. In *Proceedings of the 28th ACM SIGKDD conference on knowledge discovery and data mining*, pages 3743–3751, 2022. 1
- [33] Rafał Powalski, Łukasz Borchmann, Dawid Jurkiewicz, Tomasz Dwojak, Michał Pietruszka, and Gabriela Pałka. Going full-tilt boogie on document understanding with text-image-layout transformer. In *Document Analysis and Recognition—ICDAR 2021: 16th International Conference, Lausanne, Switzerland, September 5–10, 2021, Proceedings, Part II 16*, pages 732–747. Springer, 2021. 2
- [34] Alec Radford, Jong Wook Kim, Chris Hallacy, Aditya Ramesh, Gabriel Goh, Sandhini Agarwal, Girish Sastry, Amanda Askell, Pamela Mishkin, Jack Clark, et al. Learning transferable visual models from natural language supervision. In *International conference on machine learning*, pages 8748–8763. PMLR, 2021. 2, 4
- [35] Olga Russakovsky, Jia Deng, Hao Su, Jonathan Krause, Sanjeev Satheesh, Sean Ma, Zhiheng Huang, Andrej Karpathy, Aditya Khosla, Michael Bernstein, et al. Imagenet large scale visual recognition challenge. *International journal of computer vision*, 115:211–252, 2015. 2
- [36] Christoph Schuhmann, Romain Beaumont, Richard Vencu, Cade Gordon, Ross Wightman, Mehdi Cherti, Theo Coombes, Aarush Katta, Clayton Mullis, Mitchell Wortsman, et al. Laion-5b: An open large-scale dataset for training next generation image-text models. *Advances in Neural Information Processing Systems*, 35:25278–25294, 2022. 2
- [37] Ian Soboroff. Complex document information processing (cdip) dataset, 2022. Accessed: 2024-09-09. 5
- [38] Tomasz Stanisławek, Filip Graliński, Anna Wróblewska, Dawid Lipiński, Agnieszka Kaliska, Paulina Rosalska, Bartosz Topolski, and Przemysław Biecek. Kleister: key information extraction datasets involving long documents with complex layouts. In *International Conference on Document Analysis and Recognition*, pages 564–579. Springer, 2021. 1
- [39] Weijie Su, Xizhou Zhu, Yue Cao, Bin Li, Lewei Lu, Furu Wei, and Jifeng Dai. Vi-bert: Pre-training of generic visual-linguistic representations. In *International Conference on Learning Representations*, 2020. 2
- [40] Chen Sun, Abhinav Shrivastava, Saurabh Singh, and Abhinav Gupta. Revisiting unreasonable effectiveness of data in deep learning era. In *Proceedings of the IEEE international conference on computer vision*, pages 843–852, 2017. 2
- [41] Zineng Tang, Ziyi Yang, Guoxin Wang, Yuwei Fang, Yang Liu, Chenguang Zhu, Michael Zeng, Cha Zhang, and Mohit Bansal. Unifying vision, text, and layout for universal document processing. In *Proceedings of the IEEE/CVF conference on computer vision and pattern recognition*, pages 19254–19264, 2023. 1, 2
- [42] Bart Thomee, David A Shamma, Gerald Friedland, Benjamin Elizalde, Karl Ni, Douglas Poland, Damian Borth, and Li-Jia Li. Yfcc100m: The new data in multimedia research. *Communications of the ACM*, 59(2):64–73, 2016. 2
- [43] Hugo Touvron, Matthieu Cord, Matthijs Douze, Francisco Massa, Alexandre Sablayrolles, and Hervé Jégou. Training data-efficient image transformers & distillation through attention, 2021. 6, 7, 8
- [44] Yuxin Wu, Alexander Kirillov, Francisco Massa, Wan-Yen Lo, and Ross Girshick. Detectron2. <https://github.com/facebookresearch/detectron2>, 2019. 6
- [45] Saining Xie, Ross Girshick, Piotr Dollár, Zhuowen Tu, and Kaiming He. Aggregated residual transformations for deep neural networks, 2017. 7, 8
- [46] Yiheng Xu, Minghao Li, Lei Cui, Shaohan Huang, Furu Wei, and Ming Zhou. Layoutlm: Pre-training of text and layout for document image understanding. In *Proceedings of the 26th ACM SIGKDD international conference on knowledge discovery & data mining*, pages 1192–1200, 2020. 1, 2
- [47] Yang Xu, Yiheng Xu, Tengchao Lv, Lei Cui, Furu Wei, Guoxin Wang, Yijuan Lu, Dinei Florencio, Cha Zhang, Wanxiang Che, et al. Layoutlmv2: Multi-modal pre-training for visually-rich document understanding. *arXiv preprint arXiv:2012.14740*, 2020. 1, 2

- [48] Lewei Yao, Runhui Huang, Lu Hou, Guansong Lu, Minzhe Niu, Hang Xu, Xiaodan Liang, Zhenguo Li, Xin Jiang, and Chunjing Xu. FILIP: Fine-grained interactive language-image pre-training. In *International Conference on Learning Representations*, 2022. [2](#), [4](#)
- [49] Yuechen Yu, Yulin Li, Chengquan Zhang, Xiaoqiang Zhang, Zengyuan Guo, Xiameng Qin, Kun Yao, Junyu Han, Errui Ding, and Jingdong Wang. Structextv2: Masked visual-textual prediction for document image pre-training. *arXiv preprint arXiv:2303.00289*, 2023. [2](#), [6](#), [7](#)
- [50] Xiaohua Zhai, Basil Mustafa, Alexander Kolesnikov, and Lucas Beyer. Sigmoid loss for language image pre-training, 2023. [2](#)
- [51] Xu Zhong, Jianbin Tang, and Antonio Jimeno Yepes. Publaynet: largest dataset ever for document layout analysis. In *2019 International conference on document analysis and recognition (ICDAR)*, pages 1015–1022. IEEE, 2019. [1](#), [6](#)

# DOPTA: Improving Document Layout Analysis using Patch-Text Alignment

## Supplementary Material

The appendix is structured as follows - In Appendix A we present and discuss results of pre-training DOPTA on the PixParse dataset. Appendix B contains additional qualitative examples of the effect of our various pre-training objectives. In Appendix C we qualitatively analyse the relative lower performance of DOPTA-HR on certain categories in D<sup>4</sup>LA. In Appendix D we present the inference time comparison of our detection model.

### A. Results on PixParse

While the pre-training of DOPTA was carried out using the CDIP dataset due to its scale, we also explore the use of the PixParse-PDFA<sup>1</sup> dataset for pretraining DOPTA in this section. The born-digital nature of this dataset, ensuring high quality OCR information without any OCR errors makes it a high-quality source of pre-training data for DOPTA. However, this dataset is much smaller (19M pages) than the CDIP dataset, and filtering to remove documents with bad aspect ratios further reduces its number, preventing its use as the primary dataset. Due to this reason, and to maintain parity with the baselines, we chose the CDIP dataset for pretraining DOPTA.

In Table 6, we report the results of pre-training DOPTA on the PixParse dataset, and compare it to the variant trained on CDIP. All hyperparameters for DOPTA and DOPTA-HR are identical to the original pre-training setting outlined in Sec. 4. However, we only train for 80K steps as we find this sufficient to notice significant differences between pre-training on PixParse and CDIP. We notice a consistent trend, wherein DOPTA pre-trained on PixParse achieves consistently lower scores than the CDIP variant across all benchmarks. Despite the high quality OCR data, this may be caused due to major reasons - i) The low number of samples in PixParse, leading to a larger degree of overfitting on the pre-training dataset, and ii) The distribution of downstream benchmarks like RVL-CDIP and FUNSD more closely matching that of the pre-training data in CDIP, as these are both datasets comprising of scanned documents, which may prove to be slightly OOD when pre-training on PixParse.

### B. Additional Qualitative Examples

In Fig. 4, we demonstrate additional qualitative examples of the effect of the patch-text alignment objective on the DOPTA encoder. The results demonstrate the ability of the pretrained DOPTA -HR encoder to isolate individ-

<sup>1</sup><https://huggingface.co/datasets/pixparse/pdfa-eng-wds>

Model	Dataset	RVL-CDIP	D <sup>4</sup> LA	FUNSD
DOPTA	CDIP	<b>92.88</b>	<b>67.71</b>	<b>91.96</b>
DOPTA	PixParse	92.28	67.33	<b>91.96</b>
DOPTA-HR	CDIP	<b>93.78</b>	<b>69.69</b>	<b>94.31</b>
DOPTA-HR	PixParse	93.47	68.77	94.19

Table 6. DOPTA trained on different pre-training datasets for 80K steps. Across all setting and benchmarks, DOPTA pre-trained on CDIP outperforms the PixParse variant consistently. Best result in each category (regular and high-resolution) in **bold**.

MODEL	Inference time (s)
VGT	34.27
DOPTA-HR	<b>2.06</b>

Table 7. Comparison of inference time per sample (in sec) of our DOPTA vs VGT on performing objection detection oh D4LA using the Cascade RCNN framework. Note that this time excludes the additional inference time required by VGT to perform OCR extraction.

ual words in a document image, which was the goal of the patch-text alignment objective. This ability translates to better performance on downstream benchmarks, as demonstrated in Sec. 4.


### C. Analysis of Failure Cases

In this section, we analyze the lower performance of DOPTA-HR on certain classes in the D<sup>4</sup>LA dataset. In particular, we observe lower performance on the *RegionList* category. We found that this occurs due to a common error made by DOPTA-HR, as demonstrated in Fig. 5, where the model incorrectly marks *RegionList* as *RegionKV*. This is most likely due to the high visual similarity between the two classes, and the ground truth labels often seem to be ambiguous. Another area of low performance was the *Equation* category, where DOPTA-HR (32.26 mAP) yields far lower performance than VGT (49.0 mAP). However, this category has an extremely low occurrence in the dataset, which may explain the low performance. We did not observe any other consistent trend which may explain said low performance.


### D. Timing Analysis

In Table 7 we analyze the average running time for a single image across different models. VGT has a significantly longer running time, owing to the larger model size, de-





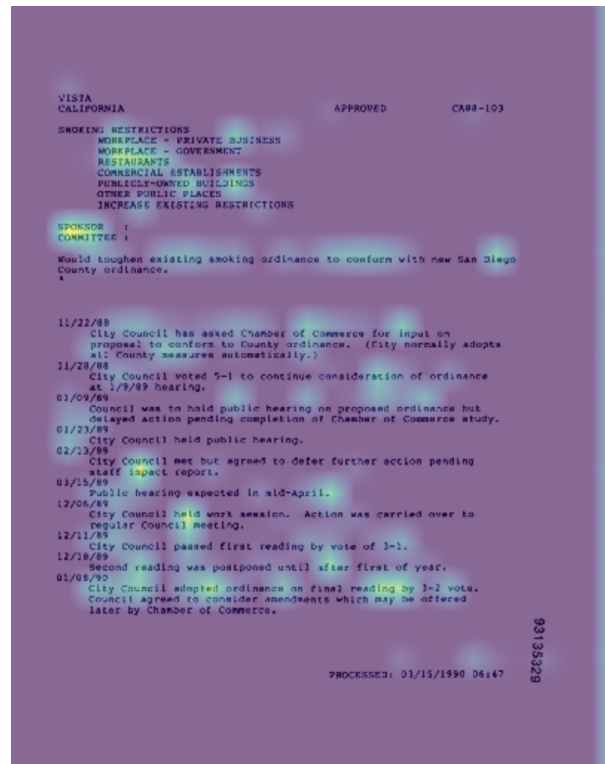
(a) 'Additional'



(b) 'Phosphine'



(c) 'Blue'



(d) 'Sponsor'

Figure 4. Heatmap visualisation of the normalised dot product similarity of image patch embeddings and text embeddings taken from the DOPTA-HR model, demonstrating its ability to find individual words in document images. Despite some noise, there is a clear spike in dot product similarity at the appropriate text region. The target text word for each image is mentioned.

Despite having pre-extracted OCR. Despite the faster running time, DOPTA-HR outperforms VGT consistently on multi-

ple benchmarks, as demonstrated in Sec. 4.

**LEO BURNETT U.S.A.**  
A DIVISION OF LEO BURNETT COMPANY INC.  
ADVERTISING

DATE: 03/30/92

**RegionKV 99%** PHILIP MORRIS INC  
JOB# H27913  
AD#  
FISCAL YEAR: 92  
START DATE: 03/30/92  
REV # 00  
MEDIA/DATE: HISP COMMUNITY MARKETING  
REV #1  
PREV REV DATE:  
DESCRIPTION: HISP COMMUNITY MARKETING  
MARKETING  
SERVICER: HECHAVARRIA  
PRODUCT: 10-MARLEORO

	PREVIOUS ESTIMATE	CURRENT ESTIMATE
DYES/PRINTS	5,000.00	5,000.00
ILLUSTRATION	3,000.00	3,000.00
RETOUCHING	3,000.00	3,000.00
REPRODUCTION FEES	5,000.00	5,000.00
PHOTOGRAPHY	13,000.00	13,000.00
TOTAL VISUALS	29,000.00	29,000.00
TYPOGRAPHY/LETTERING	2,000.00	2,000.00
KEYLINE	10,000.00	10,000.00
PHOTOSTATS	1,000.00	1,000.00
TOTAL STUDIO	13,000.00	13,000.00
PRINTING MATERIAL	20,000.00	20,000.00
OTHER (SEE NOTES)		
COMPREHENSIVE LAYOUT		
TOTAL COMMISSIONABLE COSTS	46,000.00	46,000.00
AGENCY COMMISSION	6,900.00	6,900.00
SHIPPING AND OTHER NET COSTS	100.00	100.00
TOTAL GROSS COSTS	53,000.00	53,000.00

**LEO BURNETT U.S.A.**  
A DIVISION OF LEO BURNETT COMPANY INC.  
ADVERTISING

DATE: 03/30/92

**RegionKV 99%** PHILIP MORRIS INC  
JOB# H27913  
AD#  
FISCAL YEAR: 92  
START DATE: 03/30/92  
REV # 00  
MEDIA/DATE: HISP COMMUNITY MARKETING  
REV #1  
PREV REV DATE:  
DESCRIPTION: HISP COMMUNITY MARKETING  
MARKETING  
SERVICER: HECHAVARRIA  
PRODUCT: 10-MARLEORO

	PREVIOUS ESTIMATE	CURRENT ESTIMATE
DYES/PRINTS	5,000.00	5,000.00
ILLUSTRATION	3,000.00	3,000.00
RETOUCHING	3,000.00	3,000.00
REPRODUCTION FEES	5,000.00	5,000.00
PHOTOGRAPHY	13,000.00	13,000.00
TOTAL VISUALS	29,000.00	29,000.00
TYPOGRAPHY/LETTERING	2,000.00	2,000.00
KEYLINE	10,000.00	10,000.00
PHOTOSTATS	1,000.00	1,000.00
TOTAL STUDIO	13,000.00	13,000.00
PRINTING MATERIAL	20,000.00	20,000.00
OTHER (SEE NOTES)		
COMPREHENSIVE LAYOUT		
TOTAL COMMISSIONABLE COSTS	46,000.00	46,000.00
AGENCY COMMISSION	6,900.00	6,900.00
SHIPPING AND OTHER NET COSTS	100.00	100.00
TOTAL GROSS COSTS	53,000.00	53,000.00

Number 99

*Joa Quintana 5/13/92*

*Kellie Mason 5/14/92 Deena Elksy 4/15/92*

Number 10

*Joa Quintana 5/13/92*

*Kellie Mason 5/14/92 Deena Elksy 4/15/92*

Figure 5. Failure case of DOPTA-HR on layout analysis on D<sup>4</sup>LA benchmark. Left is DOPTA-HR. Right is VGT. DOPTA-HR incorrectly marks the central region as *RegionKV*, which was found to be a common error mode.