

# Question: How do Large Language Models perform on the Question Answering tasks?

## Answer:

Kevin Fischer\*, Darren Fürst\*, Sebastian Steindl, Jakob Lindner, and Ulrich Schäfer

{k.fischer2, d.fuerst, s.steindl, j.lindner, u.schaefer}@oth-aw.de  
Ostbayerische Technische Hochschule Amberg-Weiden  
92224 Amberg, Germany

**Abstract.** Large Language Models (LLMs) have been showing promising results for various NLP-tasks without the explicit need to be trained for these tasks by using few-shot or zero-shot prompting techniques. A common NLP-task is question-answering (QA). In this study, we propose a comprehensive performance comparison between smaller fine-tuned models and out-of-the-box instruction-following LLMs on the Stanford Question Answering Dataset 2.0 (SQuAD2), specifically when using a single-inference prompting technique. Since the dataset contains unanswerable questions, previous work used a double inference method. We propose a prompting style which aims to elicit the same ability without the need for double inference, saving compute time and resources. Furthermore, we investigate their generalization capabilities by comparing their performance on similar but different QA datasets, without fine-tuning neither model, emulating real-world uses where the context and questions asked may differ from the original training distribution, for example swapping Wikipedia for news articles.

Our results show that smaller, fine-tuned models outperform current State-Of-The-Art (SOTA) LLMs on the fine-tuned task, but recent SOTA models are able to close this gap on the out-of-distribution test and even outperform the fine-tuned models on 3 of the 5 tested QA datasets.

**Keywords:** Question Answering, Large Language Models, Generalization

## 1 Introduction

Natural Language Processing (NLP) as a subfield of Artificial Intelligence deals with processing human natural language through algorithms. The widespread adoption of LLMs has greatly influenced the NLP community, both in academia and industry. These LLMs show strong natural language generation and understanding capabilities, thanks to their vast number of parameters coupled with

---

\* Equal contribution.

extensive pretraining on very large amounts of tokens. Additionally, LLMs have prompt-following capabilities that is achieved with instruction-tuning [26].

A user can therefore describe a task in natural language and give context, and the LLM will try to output a fitting answer. This can work without fine-tuning the model for the specific task at hand, which could eliminate the need for specialized models, bearing the potential to greatly reduce effort for data curation and model training.

LLMs are therefore being investigated on various tasks, such as summarization [27], named entity recognition [23], but also as judges during evaluation [28] and even time-series forecasting [7], to name a few.

This has led to research into prompting techniques [10,15], where a natural language prompt describes the context, task and gives examples.

One common NLP task is question-answering (QA), which is of great interest for both academia and applications in industry. In this task, the model has to derive the answer to a question based on a given context. Fine-tuned transformer-based models perform well on this and established the SOTA [19]. Yet, this fine-tuning needs resources and is naturally limited in generalization to different domains or styles of question.

We therefore investigate whether prompt-following LLMs can be used out-of-the-box without any fine-tuning to solve the QA task and how well they perform compared to smaller models that went through task-specific fine-tuning. To this end, we evaluate models fine-tuned for the specific task on the SQuAD2 dataset and on external QA datasets to understand their level of out-of-distribution generalization.

The SQuAD2 dataset contains questions both answerable and unanswerable given the context. The latter are of special interest from the perspective of hallucinations. We derive a special prompt (cf. Appendix) to treat both types of questions in one single inference, reducing the computing time and cost. We compare the LLMs LLaMA2 7B [22], LLaMA3.1 8B, LLaMA3.1 70B, LLaMA3.2 1B, LLaMA3.2 3B [4] and GPT-4 Turbo out-of-the-box, against the three smaller, fine-tuned models Flan-T5 [3], DistilBERT [20] and RoBERTa [11].

In conclusion, our main contributions are the empiric comparison between multiple LLMs, both open-source and proprietary, with different fine-tuned models on the SQuAD2 dataset and external datasets, thus evaluating generalization capabilities. Furthermore, we propose a single-inference prompt, that allows to treat both answerable and unanswerable questions with one forward pass instead of two, halving the inference steps. Lastly, we extend upon the classic QA evaluation metrics by a new approach, taking into account how far from the correct answer the models are based on the Levenshtein Distance and analyze the performance for the different interrogative pronouns.

Our results indicate, that sufficiently large LLMs can achieve competitive results on QA tasks out-of-the-box and can thus be considered as an alternative to fine-tuned specialized models. While they require less resources to prepare (i.e. no fine-tuning), they incur higher inference-costs due to their size.

## 2 Background and Related Work

While early question-answering systems (QAS) like Baseball [5] or LUNAR [25] were able to answer questions in a very specific domain, the SQuAD [18] dataset contains more than 100,000 questions based on paragraphs from Wikipedia articles and has become a widely used benchmark for QAS. Its second version [16] introduces unanswerable questions, additionally. These are related to the given context, but cannot be answered from it.

Different models and architectures have been evaluated on this benchmark. Pearce et al. [14] compared different versions of BERT on SQuAD2. RoBERTa achieved the best F1-score with 68.2. Özkurt [29] did a similar comparison, but with models that were fine-tuned for three epochs. Here, ALBERT achieves an F1-score of 89.9, which is 7 points better than RoBERTa in this study.

Since its publication, ChatGPT has been increasingly studied in the context of QA as well, including the SQuAD and SQuAD2 dataset. Kocon et al. [9] conducted an extensive study on the performance of ChatGPT in different NLP tasks, including performance on QA-tasks. Part of it is a comparison with the SOTA, DeBERTaV3, on SQuAD, where the SOTA (F1: 90.75) achieved a much better result than ChatGPT (69.21). An analysis by Bahak et al. [1] compared ChatGPT3.5 [2] with other pretrained LLMs and task-specific models for QA on different datasets, including SQuAD2. ChatGPT fell behind in the comparison, but its results could be improved by providing more context and prompt engineering, especially by the introduction of two-step queries. Omar et al. [13] carried out a comparison of ChatGPT with the traditional QAS KGQAN [12] and EDGQA [6] for knowledge graphs. ChatGPT showed convincing results in explainability, question understanding, and robustness, but had issues in correctness, incorporating recent information, and generality, where the traditional QASs performed better.

Tan et al. [21] conducted an extensive comparison of the LLMs ChatGPT, GPT-4, GPT-3.5, and FLAN-T5 with traditional knowledge-based QA models on six English and two multilingual benchmark datasets, not including SQuAD. FLAN-T5 achieved similar results as GPT, but the fine-tuned SOTA was still better in most tests.

## 3 Method and Experiments

To investigate our main research question, we compared variants of DistilBERT, Flan-T5, the LLaMA-model family and GPT-4 Turbo on the SQuAD2 dataset. We measure the performance of each model on common QA metrics such as F1-score and Exact Match. Additionally, we perform an extended evaluation, where we investigate how far off the model prediction was from the ground truth utilizing the Levenshtein Distance, secondly compare the generalization to other QA datasets and lastly break down the results by interrogative pronoun. A special complexity of the SQuAD2 dataset are adversarially crafted questions, which are unanswerable from the given context to test the model’s reading comprehension

[17]. These seem to be answerable, but the context does not actually include the answer.

### 3.1 Models

In this study, the LLMs GPT-4 Turbo (version gpt-4-0125-preview, in the following referred to as GPT4) and various open-source LLaMA-models are compared to the fine-tuned Language Models Flan-T5 [3], DistilBERT [20] and RoBERTa [11], in their ability of working as a QAS. For the sake of readability, GPT4 and the LLaMA-models will be collectively referred to as LLMs, and the three fine-tuned models as FT-LMs. The LLMs were used with a temperature of 0.1 and a repetition penalty of 1.1 to encourage a concise response close to the context.

In comparison to the LLMs, which were instructed to perform as QAS in the prompt but are otherwise used out-of-the-box, all the FT-LMs were fine-tuned on the SQuAD2 training dataset. Flan-T5<sup>1</sup> has 223 million parameters and was trained for 4 epochs and with a batch size of 16, using Adam [8] with a learning rate of  $2 * 10^{-5}$  [3]. RoBERTa<sup>2</sup> was fine-tuned for 2 epochs on 4 Tesla v100 with a batch size of 96 and a learning rate of  $3 * 10^{-5}$  and 124 million parameters [11]. The DistilBERT<sup>3</sup> version used here was trained for 3 epochs, with a batch size of 8 and a learning rate of  $3 * 10^{-5}$ . With its 67 million parameters [20], it's the smallest model used for this comparison. While the number of GPT4's parameters is not publicly available, the used open-source models range from 1-70 billion parameters.

### 3.2 Prompting Strategy

To test how well the LLMs can perform on this task with few-shot learning, a prompt that uses a persona strategy [24] was developed to instruct the model on the reading task by telling it that it is a reading comprehension assistant. Previous work has shown that using a two-step inference technique allows for better filtering of unanswerable questions [1]. This works by first asking the model for a binary response to see if the question seems answerable or not and only instructing it to answer if it deems the question to be answerable [1]. Our approach aims to achieve similar results with only a single inference step to cut down on time and (resource) costs. To this end, we provide the model with an algorithm to base its answer on and telling it to "think step-by-step", which has been shown to elicit Chain-of-Thought (CoT) reasoning in LLMs [10] and can thus improve performance on the QA task.

### 3.3 Unanswerable Questions

The benchmark dataset contains questions, to which no answer can be derived from the given context. They are thus unanswerable and increase the difficulty

<sup>1</sup> Flan-T5 weights from Huggingface

<sup>2</sup> RoBERTa weights from Huggingface

<sup>3</sup> DistilBERT weights from Huggingface

of the task. For prompt-following LLMs, this is of special interest regarding hallucinations, where the model outputs a factually wrong but seemingly right answer. Additionally, since these models benefit of pretraining on large amounts of data, they have encoded certain world-knowledge in their parameters, which in general allows them to answer factual questions to some extent. Therefore, it is possible that the LLM might be able to give an answer based on its pretraining data to a question that is unanswerable given the context.

To handle these questions, we prompted the LLM to answer with only the string "unanswerable" for unanswerable questions. In the prompt, the LLMs were also instructed to answer as concisely as possible, as this is very important when wanting a specific answer to a question without extra information, which is the expected format for the evaluation. Even though the LLMs had almost the same prompt, we found the LLaMA models to follow the instruction less reliably than GPT4. For example, they tried to explain why the question was not answerable.

The FT-LMs' answers were counted as unanswerable if their predicted probability for this was above a certain threshold, which is a standard practice when using these models. The official evaluation script<sup>4</sup> provides separate thresholds for the No-Answer-Probability that either work best for EM or F1. The threshold used for this evaluation was chosen as the overall mean between the best-achieved F1 threshold and the best-achieved EM threshold. Table 1 shows the results for the unanswerable questions separately. While the FT-LMs were able to achieve good results, the EM score for the LLMs is remarkably lower in most cases.

## 4 Evaluation

To get a good understanding of the capabilities of LLMs compared to FT-LMs on the QA task, we evaluate the models with the Exact Match (EM) and F1 score metrics on the official SQuAD2 validation split, which was not used during the fine-tuning of FT-LMs. Furthermore, we detail the evaluation regarding the type of question and how the score would change if a certain amount of character changes to the answer were allowed. This aims to identify close-misses, that would be semantically correct, but are marked as incorrect due to the exact string comparison.

The EM score is a strict evaluation metric that measures whether a model's response exactly matches one answer in the given ground truths. It is commonly used because it provides a clear, binary indicator of a model's accuracy in reproducing precise answers, making it straightforward to assess and compare the performance of different models. The F1 score is a statistical measure used to evaluate the accuracy of a model by calculating the harmonic mean of precision and recall. The F1 is defined by

$$F1 = \frac{2 * Precision * Recall}{Precision + Recall}$$

---

<sup>4</sup> SQuAD2 evaluation script

where Precision is the amount of correct words in the model’s prediction and Recall is the amount of words in the ground truth that are also in the model’s prediction.

To get a more detailed understanding of the answer quality, we also calculate the Levenshtein Distance (LD) between each model’s prediction and the best matching answer. LD is a metric for measuring the difference between two strings by counting the minimum number of single-character edits (insertions, deletions, or substitutions) required to change one sequence into the other.

Since all of these metrics are string based, the official evaluation procedure applies some preprocessing to the model responses to normalize them before calculating the scores. This includes, e.g., removing stopwords such as “the” and punctuation, ensuring that answers are not flagged as false negatives due to punctuation which does not influence the semantic correctness.

Due to their nature, LLMs are especially prone to produce semantically correct responses, that would fail a string-based comparison, because they tend to include additional tokens by prepending introductory phrases such as “Sure, your answer is” or closing statements like “Is there anything else I can do for you?”. This is an artifact of their training process, where more verbose answers with these phrases are seen as preferable towards a *friendly and helpful* chatbot. We therefore apply a very light post-processing to these answers, detailed in section 4.3.

#### 4.1 Evaluation on the Benchmark

**Table 1.** EM and F1 score of each model on all questions of the SQuAD2’s official validation dataset. The EM score on exclusively unanswerable questions is shown separately in the column “noAns EM”. All LLMs are the instruction-tuned version.

Model	EM	F1	noAns EM
Flan-T5	64.55	66.02	59.7
DistilBERT	67.89	70.17	72.2
RoBERTa	79.97	82.43	83.48
GPT4-Turbo	46.48	59.56	49.12
LLaMA-2-7B	43.85	50.09	40.84
LLaMA-3.1-8B	41.01	47.22	13.71
LLaMA-3.1-70B	57.13	73.68	81.56
LLaMA-3.2 1B	20.97	28.28	1.30
LLaMA-3.2 3B	45.68	52.72	31.34

Our main evaluation is performed on the SQuAD2 dataset, which is a widely used QA benchmark. The results on this benchmark are shown in Table 1, where the EM for exclusively unanswerable questions is additionally shown separately. While each LLM’s answer is represented as a single string, the FT-LM’s answers also include a No-Answer-Probability-Score (NAP) as well as the start and end

indexes of the tokens that represent the answer. The NAP is used to decide, if the model thinks the question is answerable or not.

To allow the evaluation and its metrics to focus on the key content of each answer, both prediction and ground-truth are normalized. To this end, the answer is transformed to lower case, followed by the removal of all punctuation marks. In the resulting strings, the articles “a”, “an” and “the” were removed. Finally, a white-space-fix reduced several consecutive white spaces to a single one. This is the standard procedure for evaluating on the SQuAD2 dataset, as defined by the official evaluation script. Since the dataset contains multiple ground-truths, we report the best metric over all ground-truths.

The evaluation in [4] utilizes previous questions and answers on a document as additional context within their prompt. Even though they achieve higher scores in this manner, it would be unfair in a comparison with FT-LMs. We therefore do not utilize this prompting strategy, but instead compare all LLMs without the previous questions as context.

## 4.2 Extended Evaluation

To get a deeper insight into the models’ abilities in QA, each model’s F1 and EM-scores were compared by the type of questions contained in SQuAD2. The questions were sorted into the interrogative pronouns (“what”, “how”, “when”, “where”, “who”, “which”, “why” and “other”) by first appearance. If none of them were found, the question was categorized as “other”.

The F1-scores shown in Fig. 1 per interrogative pronoun and model show that while RoBERTa was able to achieve the overall best score for all possible question types, LLama3.1 70B Instruct was the second-best model for all pronouns except “how” and “which”, even rivaling RoBERTa for the pronoun “why”. Furthermore, we can see that all models perform relatively constant over all interrogative pronouns, so no remarkable bias exists. It is however interesting to see that all models perform relatively worse on “why” questions. This might hint to limited reasoning capabilities for causal questions. and is in line with previous studies [1].

These results indicate that the recent advancements in LLMs are starting to be able to rival fine-tuned smaller models, if prompted correctly. Regarding the type of question, we can see for all models that they perform relatively constant over all interrogative pronouns, so no remarkable bias exists. It is however interesting to see that all models perform relatively worse on “why” questions. This might hint to limited reasoning capabilities for causal questions.

Furthermore, the improvement of the EM score was investigated if  $n$  character changes were allowed. For this purpose, the Levenshtein distances between the ground truth and the model answers were calculated (cf. Fig. 2). This distance is meant to give a sense of how far away the models were from the right answer.

This metric shows how close the models were to the correct answer semantically and can give an intuition, especially for LLMs, whether the model response deviates only slightly from the ground-truth, e.g., in used articles or

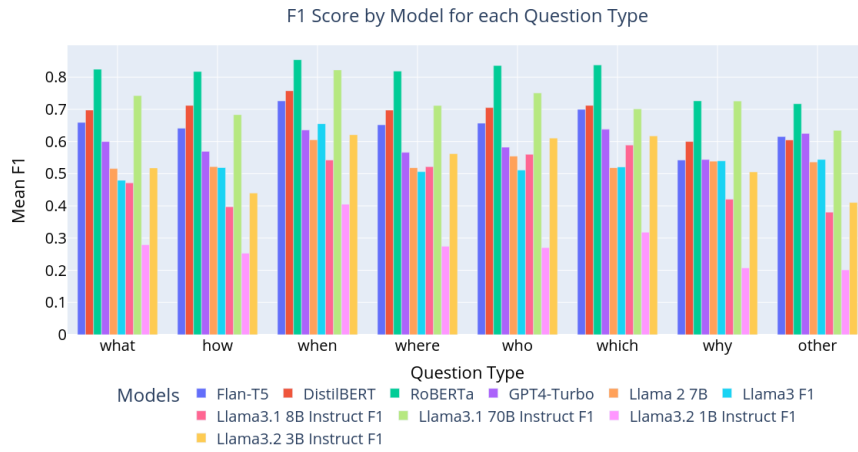


Fig. 1. The mean F1 score of the models discerned by interrogative pronouns.

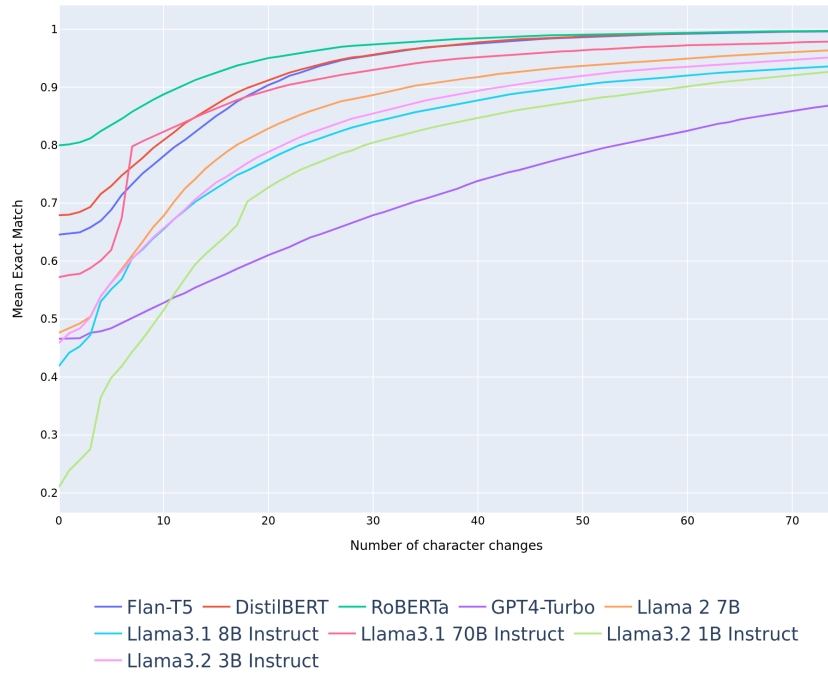


Fig. 2. Mean EM score if  $n$  character changes (cf. Levenshtein Distance) to the answer were allowed.



number. Since the evaluation compares character-wise, small syntactic changes might give a false negative for a semantically correct answer. While a large  $n$  will allow changing a completely wrong answer to the right one, evaluating all models in the same scenario will still give a fair comparison, and our focus lies specifically on smaller  $n$ . The results show that allowing the models 2-3 character changes didn't lead to a meaningful improvement. This is because of the removal of articles in the answer normalization. Allowing up to 20 character changes made a big difference for all models. An interesting case is the LLaMA-3.1-70B-Instruct model, which has a sharp improvement in EM score at 8-10 character changes. This is a clear indicator that more elaborate post-processing could have improved its score.

### 4.3 Post-Processing for LLM predictions

Because of the training procedure of the LLMs, they tend to answer verbosely. This can to some extent be prevented by specifying within the prompt, that the response should only include the answer to the question and nothing else (cf. the full prompts in the appendix).

However, we still found the LLMs, especially of the LLaMA-family, to include unnecessary tokens in their response. These ranged from courtesy text to pseudo-special tokens such as “[ANSWER]”, which is analog to LLaMA-specific special token “[INST]” which marks the end of the instructions.

We therefore apply light post-processing to the LLM answers based on regular expressions and a qualitative investigation of the different types of extraneous tokens. This has greatly improved all calculated scores for the open-source LLMs. We found GPT4 to adhere to the prompt close enough and not produce extraneous tokens as to need post-processing. This can also be seen in Fig. 2.

As the improvement of the EM score for a small number of character changes  $n < 10$  in Fig. 2 clearly indicates, a more intensive post-processing could have further improved the performance. However, to keep the comparison to FT-LLMs fair, we did not perform detailed model-specific post-processing.

## 5 Out of Distribution Comparisons

Previously, it could be seen that LLMs are in most cases unable to perform on the level of FT-Models on the SQuAD2 dataset. However, one of the advantages of LLMs is their ability to adapt to new tasks in a zero-shot or few-shot setting. In real-world applications where tasks may differ, it can be difficult to fine-tune models in the first place, or have them generalize well to the different tasks at hand. Since the LLMs were not adapted to the SQuAD2 dataset in the first place, one can expect that their performance would be similar on other QA datasets in a similar format, meaning a better out-of-distribution (OOD) generalization, with the SQuAD2 dataset being the in-distribution.

To evaluate this hypothesis, we test the best performing LLM, LLaMA 3.1 70B Instruct, and the FT-Models on 1000 questions each of five further QA

datasets. The results as seen in Fig. 3 and Fig. 4 show that the FT-Models also generalize to some extent to these datasets. Similar to before, RoBERTa is the best FT-LM in four out of the five tested OOD datasets. However, the LLM outperforms all FT-LMs on three of the five datasets.

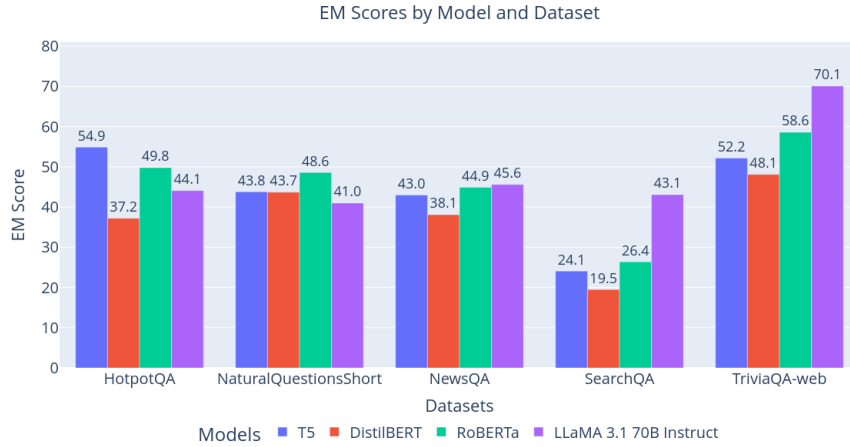


Fig. 3. EM-Scores of each model on the OOD-Datasets.

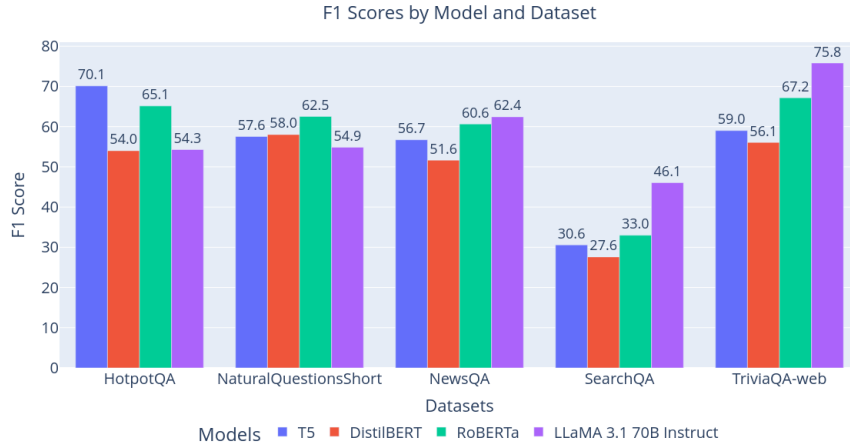


Fig. 4. F1-Scores of each model on the OOD-Datasets.

## 6 Results and Discussion

The results in Tab. 1 show that RoBERTa was able to achieve the best results in both the F1 and the EM score. RoBERTa achieved more than 10 percentage points improvement over the other FT-LMs. DistilBERT was slightly better than Flan-T5 in both metrics. The LLMs were in general not able to perform as well as even the worst FT-LM on the EM-scores, however, LLaMA-3.1-70B-Instruction achieved the second-best F1-score. GPT4 is almost 3 percentage points better than LLaMA-2 in the EM metric and 9 percentage points better in the F1 score. The same pattern can be observed in the EM for questions that were not answerable. However, with the newer generation of LLaMA-models, we can see that LLaMA-3.1-70B achieves the best scores of all LLMs and the significantly smaller LLaMA-3.2 3B comes close to the performance of GPT4, albeit the latter performs remarkably better for unanswerable questions. Additionally, LLaMA-3.1-70B achieves results comparable to RoBERTa in the F1 score and the EM score for unanswerable questions. Moreover, the LLaMA-3.2-1B has a very low EM on the unanswerable questions.

**Table 2.** The mean  $\bar{x}$  and median  $\tilde{x}$  Levenshtein Distances for all questions ( $\bar{x}_{all}$ ,  $\tilde{x}_{all}$ ) and the impossible questions ( $\bar{x}_{imp}$ ).

Model	$\bar{x}_{all}$	$\tilde{x}_{all}$	$\bar{x}_{imp}$
Flan-T5	6.11	0	6.85
DistilBERT	5.48	0	4.71
RoBERTa	3.36	0	2.74
GPT4-Turbo	28.56	7.00	32.4
LLaMA-2-7B	12.96	3.00	13.42
LLaMA3.1 8B	19.86	4.00	30.34
LLaMA3.1 70B	8.41	0	6.77
LLaMA3.2 1B	21.57	10.00	28.18
LLaMA3.2 3B	15.94	3.00	21.98

Tab. 2 shows statistics for the Levenshtein Distance. This shows that the LLMs answers are *wronger* and / or longer than those of the FT-LMs, since the distances are remarkably higher. This can be explained by the LLMs answering in free text, while the FT-LMs answer index-based, and can thus not generate extraneous tokens by design. The mean distance between the correct answer and the prediction from the model is double that for LLaMA-2 than for Flan-T5. For GPT4, it’s again twice the distance compared to LLaMA-2. As before, RoBERTa had the best results, with a mean distance of 3.36. While LLaMA-3.1-70B still has a higher distance than all FT-LMs, it is by far the closest of all LLMs with a distance of 8.41.

To exclude outliers, the median was calculated. This shows that all the medians for the FT-LMs are zero, while LLaMA-3.1-70B is the only LLM achieving this. Furthermore, this metric shows that even if a LLaMA-family model had

worse metrics in EM and F1 than GPT4, its wrong answers are on average closer to the ground truth than those of GPT4. This effect also shows in 2, where LLaMA-2 quickly takes over GPT4 once a few character changes are allowed. From this, we can conclude that GPT4 stayed closer to the prompt and performs better in a strict evaluation, while many of the LLaMA models perform better in a fuzzy evaluation, because their wrong answers are closer to the right ones.

## 7 Limitations

This work evaluates a specific NLP task combining reading comprehension and QA. To improve the understanding of the models' performances, we include an OOD evaluation. Nevertheless, our results should not be expected to be transferable to other NLP tasks, where the balance between either FT-LM and LLM or within the specific models might be completely different. While we use carefully crafted prompts and empirically evaluate its effectiveness on these models, there may well exist a prompt that provides better results.

## 8 Conclusion and Future Work

In this paper, we investigated how LLMs perform on QA-tasks compared to models specifically fine-tuned for this purpose. To conduct this study, we performed an empirical comparison on the SQuAD2 dataset, as well as on out-of-distribution testing on five further QA-datasets.

Our results indicate that most LLMs are less effective than FT-LMs in answering SQuAD2 questions, consistent with findings from prior research. However, one notable exception is LLaMA-3.1-70B Instruct, which achieved the second-highest F1 score, only trailing behind RoBERTa. This result suggests that recent advancements in LLM architecture and prompting techniques have enabled some LLMs to outperform smaller FT-LMs when provided with an optimized prompt. However, one has to keep in mind that this comes at the cost of a large amount of model parameters and therefore resources needed for inference.

We also observed that LLMs struggle particularly with unanswerable questions, likely due to their known tendency to hallucinate. Additionally, all models, regardless of training type, faced difficulties with "why"-questions, while they performed better on "when" and "which" questions.

With regard to the OOD-testing LLaMA-3.1-70B Instruct was able to outperform the FT-LMs, fine-tuned on the SQuAD2 dataset, in both F1 and EM-score on three of the five datasets.

Future work could explore techniques to improve prompting specifically for unanswerable questions. It would also be valuable to evaluate the largest model from the LLaMA-3.1 family (405 billion parameters) to determine whether the substantial increase in model size can further close the gap with FT-LM performance.

## References

1. BAHAK, H., TAHERI, F., ZOJAJI, Z., AND KAZEMI, A. Evaluating chatgpt as a question answering system: A comprehensive analysis and comparison with existing models, 2023.
2. BROWN, T. B., MANN, B., RYDER, N., SUBBIAH, M., KAPLAN, J., DHARIWAL, P., NEELAKANTAN, A., SHYAM, P., SASTRY, G., ASKELL, A., AGARWAL, S., HERBERT-VOSS, A., KRUEGER, G., HENIGHAN, T., CHILD, R., RAMESH, A., ZIEGLER, D. M., WU, J., WINTER, C., HESSE, C., CHEN, M., SIGLER, E., LITWIN, M., GRAY, S., CHESSE, B., CLARK, J., BERNER, C., MCCANDLISH, S., RADFORD, A., SUTSKEVER, I., AND AMODEI, D. Language models are few-shot learners, 2020.
3. CHUNG, H. W., HOU, L., LONGPRE, S., ZOPH, B., TAY, Y., FEDUS, W., LI, Y., WANG, X., DEGHANI, M., BRAHMA, S., WEBSON, A., GU, S. S., DAI, Z., SUZGUN, M., CHEN, X., CHOWDHURY, A., CASTRO-ROS, A., PELLAT, M., ROBINSON, K., VALTER, D., NARANG, S., MISHRA, G., YU, A., ZHAO, V., HUANG, Y., DAI, A., YU, H., PETROV, S., CHI, E. H., DEAN, J., DEVLIN, J., ROBERTS, A., ZHOU, D., LE, Q. V., AND WEI, J. Scaling instruction-finetuned language models, 2022.
4. DUBEY, A., JAUHRI, A., PANDEY, A., KADIAN, A., AL-DAHLE, A., LETMAN, A., MATHUR, A., SCHELLEN, A., YANG, A., FAN, A., ET AL. The llama 3 herd of models. *arXiv preprint arXiv:2407.21783* (2024).
5. GREEN, B. F., WOLD, A. K., CHOMSKY, C., AND LAUGHERY, K. Baseball: an automatic question-answerer. *IRE-AIEE'61 (Western)* (1961), 219–224.
6. HU, X., SHU, Y., HUANG, X., AND QU, Y. Edg-based question decomposition for complex question answering over knowledge bases. In *The Semantic Web - ISWC 2021 - 20th International Semantic Web Conference, ISWC 2021, Virtual Event, October 24-28, 2021, Proceedings* (2021), A. Hotho, E. Blomqvist, S. Dietze, A. Fokoue, Y. Ding, P. M. Barnaghi, A. Haller, M. Dragoni, and H. Alani, Eds., vol. 12922 of *Lecture Notes in Computer Science*, Springer, pp. 128–145.
7. JIN, M., WANG, S., MA, L., CHU, Z., ZHANG, J. Y., SHI, X., CHEN, P.-Y., LIANG, Y., LI, Y.-F., PAN, S., ET AL. Time-llm: Time series forecasting by reprogramming large language models. *arXiv preprint arXiv:2310.01728* (2023).
8. KINGMA, D. P., AND BA, J. Adam: A method for stochastic optimization, 2017.
9. KOCOŃ, J., CICHECKI, I., KASZYCA, O., KOCHANEK, M., SZYDŁO, D., BARAN, J., BIELANIEWICZ, J., GRUZA, M., JANZ, A., KANCLERZ, K., KOCOŃ, A., KOPTYRA, B., MIELESZCZENKO-KOWSZEWICZ, W., MILKOWSKI, P., OLEKSY, M., PIASECKI, M., RADLIŃSKI, L., WOJTASIK, K., WOŹNIAK, S., AND KAZIENKO, P. ChatGPT: Jack of all trades, master of none. *Information Fusion 99* (Nov. 2023), 101861.
10. KOJIMA, T., GU, S. S., REID, M., MATSUO, Y., AND IWASAWA, Y. Large Language Models are Zero-Shot Reasoners, Jan. 2023. [arXiv:2205.11916](https://arxiv.org/abs/2205.11916) [cs].
11. LIU, Y., OTT, M., GOYAL, N., DU, J., JOSHI, M., CHEN, D., LEVY, O., LEWIS, M., ZETTLEMOYER, L., AND STOYANOV, V. Roberta: A robustly optimized bert pretraining approach, 2019.
12. OMAR, R., DHALL, I., KALNIS, P., AND MANSOUR, E. A universal question-answering platform for knowledge graphs, 2023.
13. OMAR, R., MANGUKIYA, O., KALNIS, P., AND MANSOUR, E. Chatgpt versus traditional question answering for knowledge graphs: Current status and future directions towards knowledge graph chatbots, 2023.
14. PEARCE, K., ZHAN, T., KOMANDURI, A., AND ZHAN, J. A comparative study of transformer-based language models on extractive question answering, 2021.

15. QIN, C., ZHANG, A., ZHANG, Z., CHEN, J., YASUNAGA, M., AND YANG, D. Is ChatGPT a General-Purpose Natural Language Processing Task Solver?, Nov. 2023. arXiv:2302.06476 [cs] version: 2.
16. RAJPURKAR, P., JIA, R., AND LIANG, P. Know what you don't know: Unanswerable questions for squad, 2018.
17. RAJPURKAR, P., JIA, R., AND LIANG, P. Know What You Don't Know: Unanswerable Questions for SQuAD, June 2018. arXiv:1806.03822 [cs].
18. RAJPURKAR, P., ZHANG, J., LOPYREV, K., AND LIANG, P. Squad: 100,000+ questions for machine comprehension of text, 2016.
19. RAWAT, A., AND SAMANT, S. S. Comparative analysis of transformer based models for question answering. *2022 2nd International Conference on Innovative Sustainable Computational Technologies (CISCT) (2022)*, 1–6.
20. SANH, V., DEBUT, L., CHAUMOND, J., AND WOLF, T. Distilbert, a distilled version of bert: smaller, faster, cheaper and lighter, 2020.
21. TAN, Y., MIN, D., LI, Y., LI, W., HU, N., CHEN, Y., AND QI, G. Can chatgpt replace traditional kbqa models? an in-depth analysis of the question answering performance of the gpt llm family, 2023.
22. TOUVRON, H., MARTIN, L., STONE, K., ALBERT, P., ALMAHAIRI, A., BABAEI, Y., BASHLYKOV, N., BATRA, S., BHARGAVA, P., BHOSALE, S., BIKEL, D., BLECHER, L., FERRER, C. C., CHEN, M., CUCURULL, G., ESIÖBU, D., FERNANDES, J., FU, J., FU, W., FULLER, B., GAO, C., GOSWAMI, V., GOYAL, N., HARTSHORN, A., HOSSEINI, S., HOU, R., INAN, H., KARDAS, M., KERKEZ, V., KHABSA, M., KLOUMANN, I., KORENEV, A., KOURA, P. S., LACHAUX, M.-A., LAVRIL, T., LEE, J., LISKOVICH, D., LU, Y., MAO, Y., MARTINET, X., MIHAYLOV, T., MISHRA, P., MOLYBOG, I., NIE, Y., POULTON, A., REIZENSTEIN, J., RUNGTA, R., SALADI, K., SCHELTEN, A., SILVA, R., SMITH, E. M., SUBRAMANIAN, R., TAN, X. E., TANG, B., TAYLOR, R., WILLIAMS, A., KUAN, J. X., XU, P., YAN, Z., ZAROV, I., ZHANG, Y., FAN, A., KAMBADUR, M., NARANG, S., RODRIGUEZ, A., STOJNIC, R., EDUNOV, S., AND SCIALOM, T. Llama 2: Open Foundation and Fine-Tuned Chat Models, July 2023.
23. WANG, S., SUN, X., LI, X., OUYANG, R., WU, F., ZHANG, T., LI, J., AND WANG, G. Gpt-ner: Named entity recognition via large language models. *arXiv preprint arXiv:2304.10428 (2023)*.
24. WHITE, J., FU, Q., HAYS, S., SANDBORN, M., OLEA, C., GILBERT, H., ELNASHAR, A., SPENCER-SMITH, J., AND SCHMIDT, D. C. A prompt pattern catalog to enhance prompt engineering with chatgpt, 2023.
25. WOODS, W. A. Progress in natural language understanding: an application to lunar geology. *AFPIIS '73 (1973)*, 441–450.
26. ZHANG, S., DONG, L., LI, X., ZHANG, S., SUN, X., WANG, S., LI, J., HU, R., ZHANG, T., WU, F., AND WANG, G. Instruction Tuning for Large Language Models: A Survey, Oct. 2023.
27. ZHANG, T., LADHAK, F., DURMUS, E., LIANG, P., MCKEOWN, K., AND HASHIMOTO, T. B. Benchmarking large language models for news summarization, 2023.
28. ZHENG, L., CHIANG, W.-L., SHENG, Y., ZHUANG, S., WU, Z., ZHUANG, Y., LIN, Z., LI, Z., LI, D., XING, E., ZHANG, H., GONZALEZ, J. E., AND STOICA, I. Judging llm-as-a-judge with mt-bench and chatbot arena. In *Advances in Neural Information Processing Systems (2023)*, A. Oh, T. Neumann, A. Globerson, K. Saenko, M. Hardt, and S. Levine, Eds., vol. 36, Curran Associates, Inc., pp. 46595–46623.
29. ÖZKURT, C. Comparative analysis of state-of-the-art q&a models: Bert, roberta, distilbert, and albert on squad v2 dataset, 2024.

## A Additional Results

**Table 3.** Full results of the FT-LLMs on SQuAD2’s official validation dataset based on Huggingface’s SQuAD2 Evaluation Skript

Metric	Flan-T5	DistilBERT	RoBERTa
exact	64.549819	67.885117	79.971364
f1	66.019095	70.167378	82.434992
total	11873.0	11873.0	11873.0
HasAns_exact	69.416329	63.562753	76.450742
HasAns_f1	72.359094	68.133820	81.385064
HasAns_total	5928.0	5928.0	5928.0
NoAns_exact	59.697225	72.195122	83.481918
NoAns_f1	59.697225	72.195122	83.481918
NoAns_total	5945.0	5945.0	5945.0
best_exact	64.659311	68.045144	80.013476
best_exact_thres	0.480954	0.683446	0.841848
best_f1	66.079547	70.473248	82.470921
best_f1_thresh	0.549976	0.749158	0.855967

**Table 4.** Results of GPT4-Turbo, LLaMA-2-7B, and LLaMA-3.1-8B Instruct on SQuAD2’s official validation dataset

Metric	GPT4-Turbo	LLaMA-2-7B	LLaMA-3.1-8B Instruct
exact	46.47520	43.84739	41.00901
f1	59.55686	50.09121	47.22406
total	11873	11873	11873
HasAns_exact	43.82591	46.86235	68.38731
HasAns_f1	70.02675	59.36790	80.83524
HasAns_total	5928	5928	5928.
NoAns_exact	49.11691	40.84104	13.70900
NoAns_f1	49.11691	40.84104	13.70900
NoAns_total	5945	5945	5945
best_exact	50.69485	50.10528	50.11370
best_f1	59.56528	51.23518	50.30294

**Table 5.** Results of LLaMA-3.1-70B Instruct, LLaMA-3.2 1B Instruct, and LLaMA-3.2 3B Instruct on SQuAD2’s official validation dataset

Metric	LLaMA-3.1-70B Instruct	LLaMA-3.2 1B Instruct	LLaMA-3.2 3B Instruct
exact	57.12962	20.97195	45.68348
f1	73.68071	28.27858	52.72140
total	11873	11873	11873
HasAns_exact	32.62483	40.70513	60.07085
HasAns_f1	65.77448	55.33934	74.16687
HasAns_total	5928	5928	5928
NoAns_exact	81.56434	1.29521	31.33726
NoAns_f1	81.56434	1.29521	31.33726
NoAns_total	5945	5945	5945
best_exact	57.22227	50.09686	50.11370
best_f1	73.68201	50.09967	52.80455

## B Prompts

Here is an example:

Context:

Beyoncé Giselle Knowles was born in Houston, Texas, to Celestine Ann "Tina" Knowles (née Beyoncé), a hairdresser and salon owner, and Mathew Knowles, a Xerox sales manager. Beyoncé's name is a tribute to her mother's maiden name. Beyoncé's younger sister Solange is also a singer and a former member of Destiny's Child. Mathew is African-American, while Tina is of Louisiana Creole descent (with African, Native American, French, Cajun, and distant Irish and Spanish ancestry). Through her mother, Beyoncé is a descendant of Acadian leader Joseph Broussard. She was raised in a Methodist household.

Question:

Beyoncé was raised in what religion?

Answer:

Methodist

Here is your task, let's think step by step:

Context:

\{context\}

Question:

\{question\}

1. Decide whether the question is answerable by thoroughly evaluating the context. If you can not answer it from the text reply with "unanswerable" and do not continue with the next step.
2. Find the concise answer in the text.
3. Answer the question with a exact quote from the context.

The ideal response should be a exact repetition of the answer as it appears in the context, without any additions, modifications, or interpretations. Reply with the answer from the context, as short as possible. Do not use any external knowledge or general knowledge.

**Fig. 5.** The prompt used for GPT4-Turbo



Here is an example:

Context:

Beyoncé Giselle Knowles was born in Houston, Texas, to Celestine Ann "Tina" Knowles (née Beyoncé), a hairdresser and salon owner, and Mathew Knowles, a Xerox sales manager. Beyoncé's name is a tribute to her mother's maiden name. Beyoncé's younger sister Solange is also a singer and a former member of Destiny's Child. Mathew is African-American, while Tina is of Louisiana Creole descent (with African, Native American, French, Cajun, and distant Irish and Spanish ancestry). Through her mother, Beyoncé is a descendant of Acadian leader Joseph Broussard. She was raised in a Methodist household.

Question:

Beyoncé was raised in what religion?

Answer:

Methodist

Here is your task, let's think step by step:

Context:

\{context\}

Question:

\{question\}

1. Decide whether the question is answerable by thoroughly evaluating the context. If you can not answer it from the text reply with "unanswerable" and do not continue with the next step.
  2. Find the concise answer in the text.
  3. Answer the question with a exact quote from the context.
- The ideal response should be a exact repetition of the answer as it appears in the context, without any additions, modifications, or interpretations. Reply with the answer from the context, as short as possible. Do not use any external knowledge or general knowledge.

**Fig. 6.** The prompt used for LLaMA-2-7B