

ShotVL: Human-centric Highlight Frame Retrieval via Language Queries

Wangyu Xue^{*1}, Chen Qian^{*1}, Jiayi Wu², Yang Zhou², Wentao Liu², Ju Ren^{†1}, Siming Fan^{‡2},
Yaoyue Zhang¹

¹Department of Computer Science and Technology, Tsinghua University
²SenseTime Research

Abstract

Existing works on human-centric video understanding typically focus on analyzing specific moment or entire videos. However, many applications require higher precision at the frame level. In this work, we propose a novel task, BestShot, which aims to locate highlight frames within human-centric videos via language queries. This task demands not only a deep semantic comprehension of human actions but also precise temporal localization. To support this task, we introduce the BestShot Benchmark. The benchmark is meticulously constructed by combining human-annotated highlight frames, detailed textual descriptions and duration labeling. These descriptions encompass three critical elements: (1) Visual content; (2) Fine-grained action; and (3) Human Pose Description. Together, these elements provide the necessary precision to identify the exact highlight frames in videos.

To tackle this problem, we have collected two distinct datasets: (i) ShotGPT4o Dataset, which is algorithmically generated by GPT-4o and (ii) Image-SMPLText Dataset, a dataset with large-scale and accurate per-frame pose description leveraging PoseScript and existing pose estimation datasets. Based on these datasets, we present a strong baseline model, ShotVL, fine-tuned from InternVL, specifically for BestShot. We highlight the impressive zero-shot capabilities of our model and offer comparative analyses with existing SOTA models. ShotVL demonstrates a significant 52% improvement over InternVL on the BestShot Benchmark and a notable 57% improvement on the THUMOS14 Benchmark, all while maintaining the SOTA performance in general image classification and retrieval.

Introduction

Within the domain of video understanding, locating highlight frames in human-centric videos using language queries is a crucial yet under-explored task. Many downstream tasks rely heavily on high-precision frame understanding to function effectively. For video step captioning, it is vital for generating accurate video captions that align with specific actions and timestamps, such as in sports (“a player scores a goal between 00:01:05 and 00:01:08”) or in instructional videos (“the chef flips the pancake at exactly 00:02:03”). In moment retrieval, precise frame localization ensures that the

^{*}These authors contributed equally.

[†]Corresponding Author, renju@tsinghua.edu.cn

[‡]Corresponding Author, gzfansiming@gmail.com

Dataset	Domain	#Query	Duration	#Action	#Video	Avg word
AVA-2.2	Movie	80	1s	-	430	2
THUMOS14	Sports	20	4.3s	20	413	3
FAction	Daily	106	7.1s	106	16.7K	2
MSports	Sports	66	1.0s	4	0.8K	2
HiRest	Daily	8K	7.6s	-	3.4K	4
DiDeMo	Flickr	41K	8.0s	-	10.6K	7
ANet	Activity	72K	7.2s	-	15K	14
Charades	Activity	16K	13.4s	-	6.7K	6
QVHL	Vlog/ News	10K	11.3s	-	10.2K	11
BestShot	TH14, FAction	6K	12 frame	59	628	78

Table 1: Benchmark and Dataset Comparison: TH14(THUMOS 14), FAction (FineAction), MSports (MultiSports). BestShot is only for zero-shot test.

retrieved moments match the query exactly, particularly for short-duration or complex actions.

Despite the importance of precise frame-level localization, existing methods face significant limitations in meeting these demands, primarily stemming from insufficient frame-level granularity and lack of diverse frame data. For instance, many current approaches provide only broad temporal segments rather than precise frame-level annotations, limiting their effectiveness in tasks that require detailed understanding. Another problem lies in the restricted length of their training queries, usually ten words or fewer, which hinders the retrieval of frames with complex or nuanced descriptions. Furthermore, these methods frequently struggle to generalize across diverse scenes and actions, diminishing their reliability in real-life applications where content is often more varied and unpredictable.

In this paper, we introduce a challenging benchmark, the BestShot Benchmark. This benchmark aims to address the limitations of existing tasks and benchmarks by providing a more granular evaluation metric that better reflects the demands of high-precision frame understanding. With the BestShot Benchmark, it becomes more convenient and reliable to evaluate models’ ability to accurately localize highlight frames in human-centric videos using detailed queries.

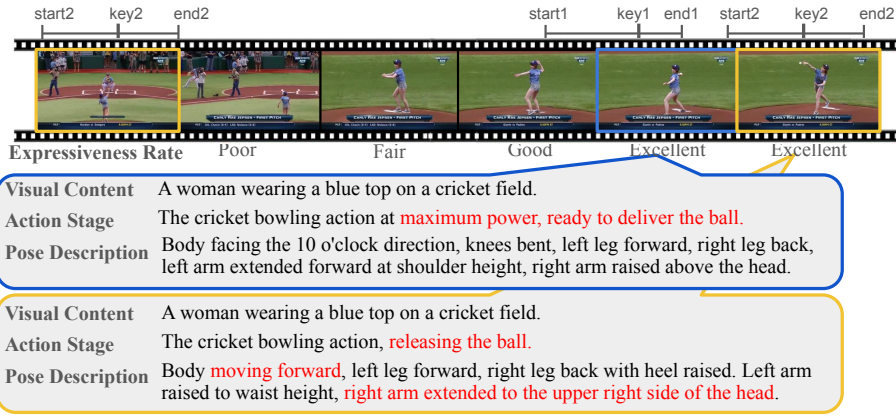


Figure 1: Example of BestShot Benchmark. The task is to locate the exact frame through language queries related to content, action stage and pose description. Each query may correspond to multiple intervals.

The BestShot Benchmark highlights several key obstacles that must be overcome: (1) Lack of relevant data: First, existing large-scale image and video captioning datasets emphasize coarse-grained summaries rather than detailed descriptions. Moreover, fine-grained annotations, such as those found in ShareGPT4V (Chen et al. 2023a), are limited both in scale and precision, particularly when it comes to capturing detailed action stages and pose descriptions. Lastly, most moment retrieval datasets are manually annotated and relatively small, restricting their scalability and the generalization ability of models trained on them. (2) Limitations of Existing Methods: The performance of current baseline methods on the proposed benchmark remains subpar. Large vision-based models, such as InternVL (Chen et al. 2023b) and InternVideo (Wang et al. 2022), struggle to localize frames in videos without fine-tuning on domain-specific data. Additionally, while video LLMs like LITA (Huang et al. 2024) and VTG-LLM (Guo et al. 2024) possess some localization and temporal understanding capabilities, their generalization is hindered by the insufficiency of training data.

Therefore, following the benchmark, we also propose two large-scale training dataset relevant to BestShot and a robust baseline ShotVL for tackling these challenges. Our main contributions can be summarized as follows:

- We introduce the BestShot Benchmark for precise highlight frame retrieval in human-centric videos using complex and fine-grained language queries.
- We propose the large-scale ShotGPT4o Dataset and ImageSMPLText Dataset to address the issues of limited data diversity and insufficient fine-grained descriptions.
- We provide a comprehensive evaluation of existing methods and propose a robust baseline ShotVL. ShotVL demonstrates a significant 52% improvement over InternVL on the BestShot Benchmark and a notable 57% improvement on the THUMOS14 Temporal Action Localization Benchmark (Jiang et al. 2014), all while maintaining the SOTA performance in general image classification and retrieval as shown in Fig.2¹.

cation and retrieval as shown in Fig.2¹.

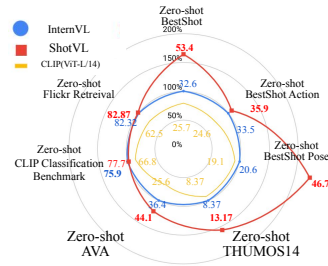


Figure 2: Zero-shot evaluation on BestShot, Temporal Action Localization (THUMOS14), Action Classification (AVA), and CLIP Classification and Retrieval Benchmark.

Related Work

Datasets and Tasks

- **Shot by Image aesthetics.** A straightforward approach to BestShot leverages Image Quality Assessment (IQA) and Image Aesthetics Assessment (IAA) techniques, such as those in the AVA dataset (Murray, Marchesotti, and Perronnin 2012), to select the highest-scoring frame. In practice, frame scoring is often combined with query-based retrieval to optimize frame selection.
- **Shot by Query** Query-based moment retrieval includes Temporal Action Localization (TAL) and Moment Retrieval (MR) task. TAL datasets includes THUMOS14, FineAction, MultiSports, and ActivityNet and so on. These are limited by fixed queries and models trained on those lack zero-shot capabilities. MR datasets like Charades-STA, QVHighlight, HiRest (Zala et al. 2023), QueryD (Oncescu et al. 2021), and DiDeMo (Anne Hendricks et al. 2017) involve annotated queries but focus more on long segments, leaning towards general video

¹We use both AVA Actions and AVA-Kinetics and these two datasets are short for AVA in this paper.

understanding rather than highlight frame retrieval in human-centric videos.

- **Shot by Pose** Using pose descriptions for highlight retrieval is underexplored. PoseScript (Delmas, Ginger and Weinzaepfel, Philippe and Lucas, Thomas and Moreno-Noguer, Francesc and Rogez, Grégory 2022) is the first large-scale pose description dataset, though it only annotates AMASS SMPL (Mahmood et al. 2019), not real images. Both Motion-X (Lin et al. 2024b) and our work utilize a PoseScript-like annotation method to describe poses in real-world videos. We additionally validated that this approach is highly effective for locating pose-query frames in real videos. Such general pose description meets some highlight frame retrieval needs and is more user-friendly compared to dividing each action into dozens of specialized sub-actions.
- **Shot by Video Question & Answer (Q&A)** ActivityNet-RTL (Huang et al. 2024), Time-IT (Ren et al. 2024), and VTG-IT (Guo et al. 2024) convert moment retrieval annotations into video Q&As formats using GPT, without adding new localization data. They then fine-tune LLMs on their proposed dataset, enabling LLMs to acquire moment retrieval capabilities in specific domains.

Vision Language Models

- **Image-based.** Although CLIP and its derivative methods CoCa (Yu et al. 2022), InternVL) can directly achieve frame retrieval in videos via language queries, they struggle with distinguishing subtle differences between adjacent frames and are insensitive to long queries describing detailed information such as fine-grained action stages and poses. Visual LLMs using the above base models like InternVL-Chat (Chen et al. 2023b, 2024b) face similar issues. ChatHuman (Lin et al. 2024a), which ensembles multiple models by LLM, and PoseGPT (Lucas* et al. 2022), which regresses SMPL using LLM, are more related to our work since both focus on human-centric images.
- **Video-based.** Although InternVideo performs well on supervised Temporal Action Localization tasks, demonstrating strong temporal understanding, it falls short in understanding fine-grained, frame-level details and zero-shot retrieval within video, compared to CLIP and InternVL, which are trained only on image-text pairs. Current Video LLMs capable of retrieval within video, such as TimeChat, VTG-LLM, and LITA, often use image vision base models, like CLIP, as the vision encoder rather than video base models. On the other hand, video LLMs built on video vision base models (e.g. InternVideo) like VideoChat (Li et al. 2024), and VideoGPT+ (Maaz et al. 2024) have yet to be validated for their localization capabilities in retrieval within video.

Benchmark and Training Data

In this section, we discuss the annotation methods for the BestShot Benchmark (Fig. 1) and training data for the proposed baseline model ShotVL.

Human-annotated Zero-shot Benchmark

To construct the benchmark, We randomly selected 10% of videos covering 60 action categories from THUMOS14 and FineAction for re-annotation. All ground truths in our benchmark are human-annotated, following a three-step pipeline:

1. **Selecting Potential Highlight Frames:** Identify potential highlight frames from the sequences. Two annotator groups score each frame on human expressiveness (considering action importance, pose extent, and facial expression, similar to Image Aesthetic Assessment but more objective), with scores from 1 to 5. Frames averaging above 4.5 are considered potential highlights.
2. **Write detail queries for Highlight Frames:** Annotators were asked to write a detailed description of the highlight frame that uniquely identifies it within the video. Descriptions are divided into three parts: (1) **Visual Contexts:** Distinguish the main character from background characters, (2) **Fine-Grained Action Stages:** Describe key moments in actions in detail, e.g. "peak of jump" instead of "person is jumping", (3) **Significant Human Poses:** annotate salient poses during actions using general descriptions. This is essential for professional actions like gymnastics and complex actions like dances.
3. **Label Start-End Segments:** Define start-end frames in the video based on the text descriptions to ensure accuracy of ground truth query.

Metrics. The Top@1 retrieval accuracy metric was used, where a prediction is correct if the predicted frame falls within any of the ground-truth intervals in the video. We divided 6,000 queries into three categories: Content, Action, and Pose, with 2,000 queries each. The "Full" metric combines all three queries into one, "Action" focuses only on action queries, and "Pose" focuses only on pose queries. For Pose, the ground-truth interval allows a tolerance of four frames around the key frame, while Content and Action use manually annotated intervals with an average of 12 frames.

Hybrid Training Data and Annotation Pipeline

We ensured three criteria to avoid benchmark leak when constructing the training data: (1) The annotations we proposed are entirely generated by GPT or automatically synthesized, without human annotation². (2) We did not sample frames or actions from the THUMOS14 or FineAction datasets. (3) Frames were randomly selected from the LAION-400M (Schuhmann et al. 2021) datasets, without focusing on the 60 action categories in the benchmark.

ShotGPT4o Dataset: We used GPT4o to annotate image captions with totally 600K frames. It consist (1) 200K images and 800K captions, (2) another 150K images and 700K image Q&As, (3) 250K frames descriptions and video Q&As from 10K videos and corresponding 100K video Q&As including multiple task like frame retrieval, moment retrieval,

²Except for 2,000 human-written pose descriptions, crucial for aligning SMPLText, GPTPoseText, and Human-written PoseText. Such training data cause benchmark leak, thus we presents a further ablation study in Table 4 related to this dataset.

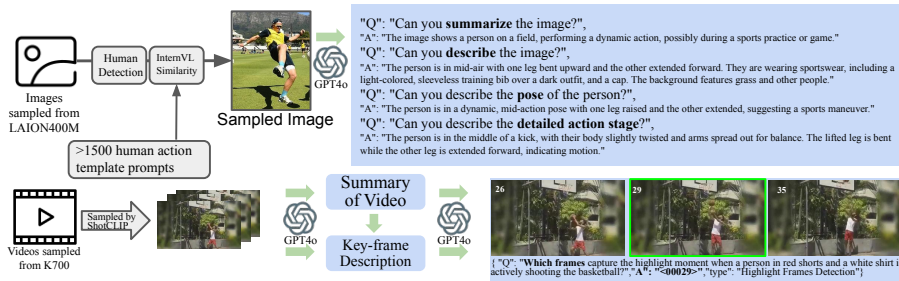


Figure 3: Annotation Pipeline of ShotGPT4o

dense captioning, video summary and visual reasoning. The images are sampled from LAION-400M and videos are sampled from K700, covering at least 1,500 action categories as shown in Fig. 3. Note that to avoid benchmark leak of K700 to better evaluate the zero-shot performance, the video Q&As annotations are not used in experiment Tab. 3 and Tab. 4, but used in the video chat application in Fig. 9. Unlike prior work (Liu et al. 2023; Chen et al. 2023a, 2015) focused solely on summary or fine-grained descriptions, we split Q&As into four dimensions: summary, description, action and detail action stage, and pose description. The annotation pipeline is shown in Fig. 3(a). For video Q&A, we also propose a novel annotation strategy modified from the ShareGPT4Video (Chen et al. 2024a), to further improve the accuracy of frame description and and frame or moment retrieval Q&As. As this annotation strategy and its videos Q&As is not crucial to train ShotVL. It is just an initial attempt at frame retrieval using temporal cues, and the effectiveness is shown in the Fig. 3 and Fig. 9. More details will be described in the supplementary materials.

Image-SMPLText Dataset: BestShot Benchmark improvements were limited by the high noise level in GPT-4o’s 375K pose descriptions. To address this, we introduce the Image-SMPLText Dataset (Fig. 4), adapting PoseScript to real-world videos to re-annotate over 13 public video datasets (Yi et al. 2023; von Marcard et al. 2018; Ionescu et al. 2014; Andriluka et al. 2018; Lin et al. 2023; Huang et al. 2022; Zhang et al. 2022; Cai et al. 2021; Kanazawa et al. 2019; Yang et al. 2023; Cheng et al. 2023). This generated 18.6M pose descriptions based on SMPL joint positions and orientations. We enhanced PoseScript with body orientation to better suit real-world videos. Additionally, 2,000 samples were manually described to align SMPLText, pose description in ShotGPT4o, and human-written descriptions. While Motion-X also generates SMPLText, our focus is on real videos with accurate SMPL ground truth, unlike Motion-X’s use of crawled data. As shown in Tab. 2 and Fig. 4, we only use the video dataset with accurate SMPL ground-truths which have been proven effective in SMPLer-X (Cai et al. 2024), as crawled video data introduces noise that can negatively impact training. Fig. 4 illustrates the differences between human-written descriptions, GPT-4o, and Image-SMPLText. Fig. 4(b) shows an example of difference between human-written, GPT-4o and Image-SMPLText.




Figure 4: (a) Example datasets with ground-truth SMPL annotation we used. (b) Difference of pose descriptions among Human-written, GPT-4o and Image-SMPLText.

Motion-X			Ours		
Dataset	#Clip	#Frame	Dataset	#Clip	#Frame
Aist++	1470	340K	BEDLAM	10000	951K
Animation*2	329	38K	SynBody	6K	633K
Dance*2	163	36K	InstaVariety	14K	2.1M
Egobody	980	438K	GTA-H II	10K	1.8M
Fitness*2	16.7K	358K	EgoBody	125	935k
Game*2	10.2K	1.1M	RICH	496	243K
GRAB*1	1.3K	406k	UBody	836	683k
HAA500	5.2K	311K	PoseTrack	1.3K	28K
Humanml*1	26K	3.5M	BEHAVE	299	44K
Humman	744	104K	H3.6M	840	312K
Idea400	12.5K	2.5M	3DPW	61	22.7K
kungfu*2	1040	257K	DNA-R	24K	5M
perform*2	475	102K	TalkShow	984	3.3M

Table 2: Components of Public Datasets. *1 indicates the dataset have not images, *2 indicates the dataset is from the Internet and may have no accurate SMPL. As a Comparison, Motion-X dataset does not entirely consist of images, and a significant portion is sourced from videos, leading to issues with inaccurate keypoint predictions, which in turn result in imprecise pose descriptions. In contrast, we only use publicly available video datasets that include accurate SMPL ground truth. By comparison, PoseScript describes only the AMASS dataset, which lacks real images.

Analysis & Limitation of Benchmark & Data

Zero-shot BestShot benchmark. Tab 1 shows the detail of BestShot Benchmark. It is collected from 112K THU-

MOS14 frames and 2M FineAction frames, including 400 THUMOS14 clips and 500 FineAction videos. Fig. 1 shows two query samples. To validate the benchmark’s accuracy, we had another group of annotators locate key frames in the video based on the query. The average human retrieval rate was 86%, significantly surpassing current SOTA methods.

ShotGPT4o. Manual validation of 500 Q&As showed that only 70% of pose descriptions are accurate; GPT-4o often confuses left and right. This lower accuracy explains the poor results when training solely on GPT-4o’s pose descriptions. Additionally, while 90% of action descriptions are correct, only 22% are fine-grained. For instance, 78% of throwing actions are described generally as “extending the body during a throw,” with only 22% detailing stages like “about to release the ball,” “just released the ball,” or “at maximum power.” This explains why the BestShot Benchmark’s action dimension improves by only 10% with GPT-4o data.

Image-SMPLText. There still remains some problems. The first is the lack of temporal information, which is partly solved in PoseFix (Delmas et al. 2024) and MotionScript (Yazdian et al. 2023). They re-wrote pose-code in PoseScript to generate caption of two frames and a few sequences. We also generated more than 18.6M sequences description in this way, but not yet used in training. The second is the insufficient pose-code related to real-world videos. Although we have addressed the lack of global orientation code, while pose information related to translation and velocities is not finished yet. The third problem is that the unseen body part is also described in detail since the pose caption is automatically generated from ground-truth SMPL. We try to use the confidence from keypoint prediction, which is mentioned in Motion-X, to solve this problem, that is to assume that keypoints with lower confidence are occluded, which is described as “... is occluded” or just not to be described. However, experiments show that the confidence cannot accurately reflect occlusion in most cases. Considering that model has the ability to guess the pose of occluded body part, we ultimately decided not to introduce the concept of occlusion in the final implementation.

Method

In this section, we present the proposed baseline model, ShotVL (Fig. 5). Given a video and text query, ShotVL is able to locate the most relevant frames or moments. To address the challenges in the BestShot task, we trained ShotVL following the fine-tune stage of InternVL-Base model. The key designs used in ShotVL are listed as follows:

Base Model Selection. Although InternVideo excels at Supervised Temporal Action Localization tasks like THUMOS14 and FineAction, the BestShot task demands fine-grained image understanding and very short sequence localization. Thus, InternVideo, pre-trained only on video-text pairs, underperforms compared to the smaller CLIP model. And InternVL significantly outperforms CLIP in ZeroShot BestShot tasks, leading us to select it as our baseline model.

Furthest Point Sampling During training, we applied furthest point sampling (FPS) on 18.6M Image-SMPLText samples, creating 10 different 1% and 2% subsets from varying start frames to avoid impact of excessive similarity be-

tween adjacent frames. First, we randomly chose a frame as the start frame and calculated mean per-joint position error (MPJPE) after orientation alignment with other frames. The frame with the largest MPJPE would be selected as a new start, and we would repeat this process until we sampled the required number of frames from the whole dataset.

Customized Data and Data Ratios Due to the significant differences between Image-SMPLText and the original training data of InternVL, training only on SMPLText weakens the pre-trained model’s performance on general image tasks. To counter this, we added the COCO dataset (Chen et al. 2015), a high-quality human-written image caption dataset, and adjusted data ratios to maintain general abilities. We also replaced some Image-SMPL-Text descriptions with GPT-4o-generated or human-written captions to bridge the style gap between dataset descriptions and general queries.

Inference Pipeline During inference, frame-by-frame similarities with queries are computed first. For the BestShot task, simply argmax to get the best frame, or apply non-maximum suppression (NMS) to get predicted frames. For moment retrieval or temporal action localization task, we follow T3AL (T=0) (Liberatori et al. 2024), which first uses mean of video vision feature to match a pseudo-label from the list of possible actions, then segment the sequences according to similarities.

Experiment

Quantitative comparison of SOTA models on zero-shot BestShot Benchmark, THUMOS14 Temporal Action Localization, AVA Action Classification, CLIP Retrieval Benchmark (only Flickr evaluated; COCO excluded due to benchmark leak during our training; I2T and T2I denote image-to-text and text-to-image), and CLIP Classification Benchmark (average of 20 tasks). TAL testing uses the T3AL(T=0) method (Liberatori et al. 2024) for the base model.

Implementation of ShotVL ShotVL followed the InternVL’s fine-tuning pipeline with our specially-designed datasets selection and ratios. We used InternVL 14B as our base model. As mentioned before, the datasets we used can be divided into 4 categories and these datasets follows the ratios as Image-SMPLText:ShotGPT4o:General=1:5:5, which makes a stable balance between the BestShot task and general retrieval and classification tasks. The ShotVL model has been trained for 2,000 iterations, with batch size 1,536 and learning rate $1e-5$, on 24 A100 for 20 hours.

Evaluation of ShotVL We tested several SOTA models and ShotVL for zero-shot abilities in frame localization (BestShot), temporal localization (THUMOS14 TAL), action classification (AVA-Kinetics), and CLIP general retrieval and classification benchmarks. As shown in the Tab. 3, benchmark metrics improve significantly with model size. CLIP faces challenges in fine-grained long-text retrieval on BestShot due to limited training text length. While LongCLIP (Zhang et al. 2024) and interpolation of positional encoding offer partial solutions, progress is hindered by a lack of long-text training data. InternVideo, despite large-scale video-text training and stronger performance on temporal understanding, loses some frame-level spatial details, making a drop in performance. InternVL excels in fine-

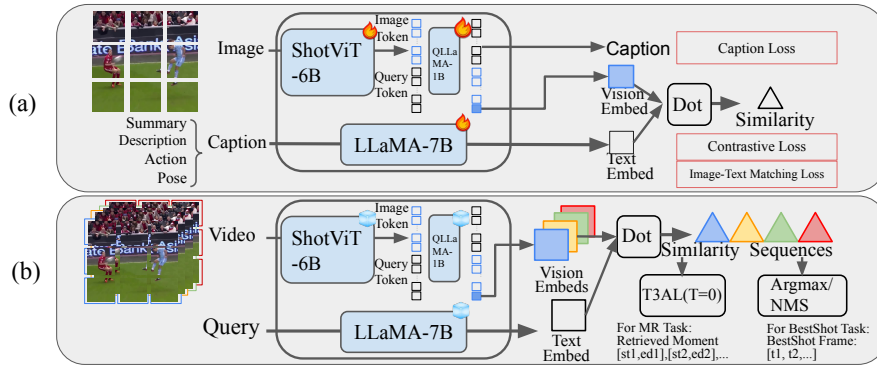


Figure 5: Training and inference pipeline of ShotVL. (a) Training. (b) Inference of BestShot and Moment Retrieval.

method	size	Zero-shot BestShot			Zero-shot TAL	Zero-shot AC	Zero-shot CLIP Benchmark		
		Full (top1)	Action (top1)	Pose (top1)	THUMOS14 (avg mAP)	AVA mean (acc1/5)	flickr,I2T (top1)	flickr,T2I (top1)	avg(C) (top1)
(a1)CLIP ViT-B/32	188M	24.6	19.1	7.6	-	22.52	73.75	55.38	53.78
(a2)CLIP ViT-L/14	406M	25.7	24.6	19.1	7.65	25.57	81.45	62.50	66.75
(a3)LongCLIP	406M	31.3	30.1	21.2	7.41	35.22	86.35	74.28	68.95
(a4)InternVL	14B	32.6	33.5	20.6	8.37	36.42	92.40	82.32	77.70
(b)InternVideo1	1.3B	21.6	23.8	17.7	4.00	*	×	×	×
(c1)VTG-LLM	8.4B	6.2	7.6	5.1	0.66	×	×	×	×
(c2)LITA	13.2B	12.6	12.2	14.1	0.17	×	×	×	×
ShotVL	14B	53.4	35.9	46.7	13.17	44.12	93.05	82.87	75.90

Table 3: Quantitative comparison of SOTA models on zero-shot BestShot Benchmark, THUMOS14 Temporal Action Localization (TAL), AVA Action Classification (AC), CLIP Retrieval Benchmark (only Flickr (Young et al. 2014) evaluated; COCO excluded due to benchmark leak during training; I2T and T2I denote image-to-text and text-to-image), and CLIP Classification Benchmark (average of 25 tasks). TAL testing uses the T3AL(T=0) method for the base model. *InternVideo’s zero-shot AVA-Kinetic (Li et al. 2020) result is not evaluated due to prior training on Kinetics. (a) SOTA base models with single-frame input, (b) SOTA base models with multi-frame input, (c) SOTA video LLMs with multi-frame input and segment output, we use the middle frame of the predicted interval for frame prediction, as it yields the highest score compared to other frames. We evaluated top1 accuracy in BestShot, mean of mAP under iou=0.3,0.4,0.5,0.6,0.7 in THUMOS14, mean of top1 and top5 accuracy in AVA, and top1 accuracy in CLIP Benchmark.

method	Finetuned Data					Zero-shot BestShot			Zero-shot TAL	Zero-shot AC	Zero-shot CLIP Benchmark		
	Human Pose	GPT Pose	SMPL Pose	Shot GPT4o	General	Full	Action	Pose	THUMOS14	AVA-K	flickr,I2T	flickr,T2I	avg(C)
(a1)InternVL	N	N	N	N	N	32.6	33.5	20.6	8.37	36.42	92.40	82.32	77.70
(a2)InternVL-ft	Y	N	N	N	N	40.5	35.2	28.9	9.59	42.7	92.45	82.15	77.78
(b1)ShotVL-PoseS	N	N	Y	N	N	40.8	28.1	33.2	8.25	36.14	74.40	56.62	74.33
(b2)ShotVL-PoseSH	Y	N	Y	N	N	48.6	27.9	42.7	7.22	46.06	77.20	59.36	74.09
(b3)ShotVL-Pose	Y	Y	Y	N	N	49.4	24.1	43.8	5.34	47.83	77.20	59.36	74.09
(c1)ShotVL-G	Y	Y	Y	N	LAION	48.9	29.5	39.5	7.92	42.99	88.65	75.99	76.85
	Y	Y	Y	N	COCO	51.5	33.1	42.4	9.90	46.33	94.20	84.05	76.51
(d)ShotVL-Full	Y	Y	Y	Y	COCO	53.4	35.9	46.7	12.49	44.41	93.05	82.87	75.90

Table 4: Ablation Study on Finetuned Data and Model Performance for InternVL and ShotVL (We rename ShotVL for the model trained on our proposed ShotGPT4o and Image-SMPLText datasets). Human/GPT Pose (Human-written and GPT-generated pose descriptions), SMPL Pose (our Image-SMPLText dataset), General (image captioning datasets such as LAION400M and COCO captions), Zero-shot TAL (Zero-shot Temporal Action Localization), and Zero-shot AC (Zero-shot Action Classification). Metrics are the same as Tab. 4.

grained understanding without CLIP’s long-text constraints, with simple fine-tuning yielding significant BestShot im-

provements. Our ShotVL surpasses InternVL across all metrics, matching InternVL in general CLIP retrieval and classi-

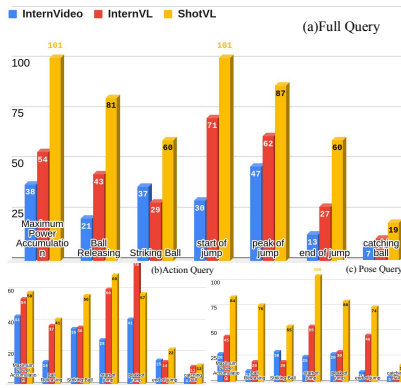


Figure 6: Hit count comparisons on the most common fine-grained action categories on BestShot Benchmark.

fication tasks. We further divided the queries in THUMOS14 subset of BestShot into several fine-grained action categories and listed the accuracy of each model in the most common categories, as shown in Fig. 6.

Ablation Study Ablation experiments are divided into four groups (Tab. 4). From (a1) to (a2), InternVL was fine-tuned using 2,000 human-annotated pose descriptions. From (b1) to (b3), we conducted ablation on the pose description training data, verifying the effectiveness of Image-SMPLText and the necessity of aligning the three types of pose descriptions. However, the introduction of Image-SMPLText led to a significant decline in general retrieval capabilities. Therefore, starting from experiment (c), we incorporated general image-text data for training, aiming to maintain both pose retrieval and general capabilities. Finally, experiment (d) validated the effectiveness of ShotGPT4o.

Generalization of BestShot. Fig. 7(a) shows the qualitative comparisons of various models under BestShot Benchmark. For queries and scenes that are not shown in the evaluated benchmarks, Fig. 7(b) demonstrated ShotVL’s strong generalization ability.

Zero-shot Temporal Action Localization. CLIP, InternVL, and ShotVL can be directly applied to zero-shot temporal action localization via T3AL($T = 0$) method. The comparisons are shown in Tab. 7 and Fig. 2 and Fig. 8.

Video Chat. ShotVL can be further integrated with a Video LLM, such as LITA or VTG-LLM, to have capabilities for video question answering, moment retrieval, and frame retrieval at the same time as shown in Fig. 9. We adapt LITA as the baseline method to train our Video Chat model. The modifications include: (1) replace encoder to ShotVL, (2) pre-train and fine-tune on image Q&As following LLaVA to connect ShotVL with Vicuna. (3) add frame token into LLM, (4) fine-tune on multiple video instruction data including ShotGPT4o.

Conclusion

We collected the BestShot Benchmark, a highlight-frame-retrieval-in-video benchmark that includes 6,000 queries with manually identified highlight frames, detailed descriptions, and matched temporal segments. We further propose

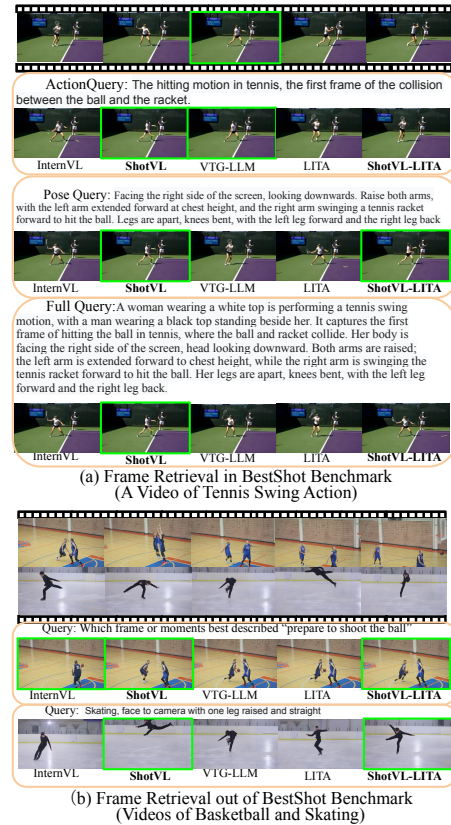


Figure 7: Qualitative comparisons of BestShot Application.




Figure 8: Qualitative comparisons of Zero-shot TAL.

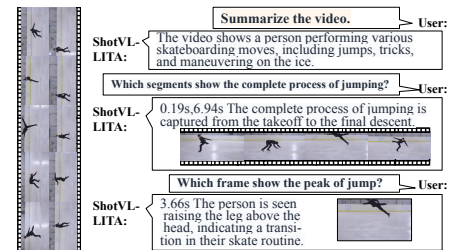


Figure 9: An example of video chat application.

two datasets tailored for zero-shot BestShot Task: ShotGPT4o and Image-SMPLText, which have been proven effective on zero-shot BestShot, AVA action classification, and THUMOS14 action localization benchmarks.

Methodologically, we evaluated several SOTA models on the BestShot task and proposed ShotVL as a robust solution. ShotVL shows superior zero-shot performance on BestShot task, yet it remains limited in retrieving actions that require

strong temporal correlations. As highlighted in the previous section, a potential future direction is to extend ShotVL by integrating it with Video LLMs and collect a large-scale frame or moment retrieval video dataset to train such model.

Appendices

In this supplementary material, we provide detail discussion of (1) BestShot Benchmark; (2) ShotGPT4o Dataset; (3) Image-SMPLText Dataset; (4) ShotVL Model; (5) ShotVL-LITA Model.

BestShot Benchmark

Comparisons with existing benchmark MultiSports (Li et al. 2021) and QVHighLight (Lei, Berg, and Bansal 2021) are the two datasets most similar to BestShot among existing datasets, and they have comparable data scales. The primary distinction between BestShot and MultiSports is that BestShot supports evaluation for arbitrary queries across 60 action classes, whereas MultiSports only supports a limited number of queries across 4 action classes. The main differences between BestShot and QVHighLight are:

- **Human-centric:** QVHighLight focuses on Vlogs and News Videos, while BestShot focuses on Human-centric Videos related to sports and human activities.
- **Shorter Moments:** BestShot features frame-level annotations, with queries averaging just 12 frames in duration, whereas QVHighLight provides second-level annotations, with an average query duration of 11.3 seconds.
- **Complex Fine-grained Query:** The average length of a full query in BestShot is 78 words, compared to 11 words in QVHighLight. This setup is designed to further narrow the annotation interval, allowing it to be more distinct from other frames in the video, especially adjacent frames.
- **Saliency Score of Expressiveness:** QVHighLight provides second-level saliency scores, while BestShot offers frame-level expressiveness scores.

Fig. 10 shows the difference among MultiSports, QVHighLight, BestShot Benchmark and the video annotation in ShotGPT4o. Fig. 11 shows the difference between FineAction annotation and BestShot annotation.

	steps	Charades(IoU>0.7)
LITA	2000	4.005
LITA(our data)	2000	6.226
LITA-InternVL	1500	4.178
LITA-InternVL(our data)	1500	7.311

Table 5: Evaluation of original LITA and LITA-InternVL trained with or without our data on Charades.

Necessity of Potential Highlight Frames Unlike the aesthetic scores in Image Aesthetic Assessment) and the saliency scores in QVHighLight, the expressiveness score is specifically designed to find the key action stage within the entire action, pose with maximum extension, and most exaggerated facial expression. This score is tailored for assessing



Figure 10: Benchmark and dataset comparisons. Images from the first two line is picked from their paper.

	Accuracy(Top@1/Top@3)
CLIP	17.9/42.1
InternVideo	13.7/34.7
InternVL single frame	18.9/46.8
HumanPerformance	87.6/95.2

Table 6: Comparisons among existing baseline method and human performance.

the saliency of actions in human-centric videos. Since the cost of annotating expressiveness scores is much lower than that of text annotations, its primary contribution in BestShot lies in filtering out most non-highlight frames at a very low cost. The selected frames are shown in Fig. 12.

Necessity of Start-end Labelling Unlike in Moment Retrieval, where a query typically corresponds to only one segment of the video, BestShot videos often contain multiple repeated actions as shown. For instance, the peak of a high jump action may occur multiple times in the video, as illustrated in Fig. 11. Therefore, after the text annotation is completed, annotators need to re-annotate all matching start-end frames in the video based on the text.

Upper Bound and Human Performance We randomly select 5 % full queries(100 queries) from BestShot Benchmark, and conduct a human performance evaluation to further evaluate the accuracy of benchmark and the upper bound of benchmark scores. Given each clip and the full query, annotators are asked to select three images that best matched the query, and the results will be collected to calculate a top@1 accuracy and top@3 accuracy, resulting in Tab 6.

ShotGPT4o Dataset

Image Annotation. Fig 22 lists the prompt to generate the image Q&As of ShotGPT4o.

Video Annotation. We provide a detail description of the video annotation method in Fig. 14, which we call



Figure 11: **Example of BestShot annotation.** This is an example of FineAction with the query “high hump.” BestShot re-annotated the detailed action stage query as “In the high jump, during the take-off motion, the body leans backward, preparing to clear the bar.” and redefined the ground-truth range. We use red to represent BestShot annotations, and green for FineAction annotations. The frame number is displayed in the top left corner of the image.

Pre-Summary Sliding Shot(PreS3) captioning strategy, aiming to generate Q&As related to frame retrieval and moment retrieval directly from videos. This is different from (Guo et al. 2024; Huang et al. 2024) because we do not convert the existing annotation to Q&A format, but directly generated new Q&A with accurate annotation for frame retrieval task and moment retrieval task. Inspired by ShareGPT4Video’s Differential Sliding-Window Captioning strategy (DiffSW) (Chen et al. 2024a), we adopted a similar approach, first generating frame-by-frame descriptions and then creating video QA based on these descriptions, significantly improving GPT-4’s accuracy. However, unlike ShareGPT4Video, we require finer granularity (frame-level) rather than second-level frame sampling to ensure no important frames are missed.

Therefore, We designed a new captioning strategy, **Pre-Summary Sliding-Shot (PreS3)**, with three steps: (1) pre-video summarization, (2) asynchronous frame-by-frame description, and (3) video QA generation. PreS3 offers advantages over DiffSW: (1) Denser and more accurate sampling: ShotVL-Base for dynamic scenes and InternVL for static scenes ensure no key frames are missed. (2) Frame-by-frame descriptions based on summary and single-image inputs: This reduces temporal confusion and hallucinations, making descriptions more robust and asynchronous. (3) QA diversity: Various Q&As are generated for multiple tasks us-

ing open prompts to avoid hallucination.

With such annotation strategy, we sampled 10,000 videos from K700 and generate average 12 Q&As per video. The Q&As includes multiple task including frame retrieval, moment retrieval, dense captioning, video summary, temporal reasoning tasks, as shown in Fig. 15.

More Examples. Fig 13 shows more examples of the raw outputs of image Q&As in ShotGPT4o. The answer of pose, action, detail action stage, description, summary can be treated as caption of image when training ShotVL. Fig 15 show more examples of video Q&As.

Image-SMPLText Dataset

Compare to Motion-X. In the main paper, we have already compared various configurations of Motion-X and Image-SMPLText, but did not provide a direct visual comparison. Although the datasets sampled by Motion-X and Image-SMPLText differ significantly, both include samples from EgoBody. Therefore, we use EgoBody as an example in Fig. 16 to showcase a comparison of the captions they generate.

Accuracy Analysis. 900 pose descriptions (300 for GPT-4o, 300 for Image-SMPLText, 300 for human-written) are randomly sampled to evaluate the accuracy. As shown in Fig. 7, the accuracy of pose descriptions generated by GPT-



Figure 12: Examples of potential highlight frames.

 <p>"summarize": {"Q": "Can you summarize the image?" "A": "The image shows a person standing with their arms crossed, wearing a buttoned shirt with polka dots." "description": {"Q": "Can you describe the person's pose?" "A": "The person is standing with their arms crossed over their chest." "quality": {"Q": "Can you comment on the image quality?" "A": "The image quality is fair." "aesthetics": {"Q": "Can you comment on the image aesthetics?" "A": "The image aesthetics is fair." "expressiveness": {"Q": "Can you comment on the expressiveness of the pose?" "A": "The human body expressiveness is fair." "pose": {"Q": "What pose is the person in?" "A": "The person is in a standing pose with arms crossed." "action": {"Q": "What action is the person doing?" "A": "Arms crossed." "detailed action stage": {"Q": "Can you describe the detailed action stage?" "A": "The person is standing with their arms firmly crossed over their chest, indicating a closed or contemplative stance." "confidence": "0.9" "src": "laion400m-data-00014/00429/83_004290902.jpg"</p>	 <p>"summarize": {"Q": "Can you summarize the image?" "A": "The image shows a person squatting outside while holding a weighted ball in their hands." "description": {"Q": "Can you describe the pose, action, detailed action stage, and facial expression of the person?" "A": "The person is in a squat pose, knees bent, and holding a medicine ball with both hands. The individual appears to be mid-squat, typical of strength training exercise. Their face is blurred, but the body positioning suggests they are focused on the exercise." "quality": {"Q": "How is the image quality?" "A": "The image quality is fair." "aesthetics": {"Q": "How is the image aesthetics?" "A": "The image aesthetics are fair." "expressiveness": {"Q": "How is the expressiveness of the pose, action, or facial expression?" "A": "The human body expressiveness is good." "pose": {"Q": "Can you describe the pose?" "A": "The person is in a squatting position." "action": {"Q": "What action is the person doing?" "A": "The person is performing a squat while holding a weighted ball." "detailed action stage": {"Q": "Can you describe the detailed action stage in one or two sentences?" "A": "The person appears to be at the lowest point of their squat, with their knees fully bent and the ball held between their legs. This is a typical mid-step position for a squat exercise." "confidence": "0.95" "src": "laion400m-data-00014/00124/83_001241167.jpg"</p>
 <p>"summarize": {"Q": "Can you summarize the image?" "A": "The image depicts a baseball player, wearing a Mets uniform, in the middle of a pitching motion." "description": {"Q": "Can you describe the pose, action, detailed action stage, and facial expression of the person?" "A": "The person is in a dynamic pitching pose, with the right arm raised and the left arm lowered holding a glove. The player appears to be focusing intently on the pitch." "quality": {"Q": "How is the image quality?" "A": "The image quality is good." "aesthetics": {"Q": "How is the image aesthetics?" "A": "The image aesthetics is fair." "expressiveness": {"Q": "How is the expressiveness of the pose or action or facial expression?" "A": "The human body expressiveness is excellent." "pose": {"Q": "Can you describe the pose?" "A": "The player is in a dynamic pitching pose, right arm extended forward and left arm down with a glove, left leg extended back, and right leg pushing off the ground." "action": {"Q": "What action is the person doing?" "A": "Pitching a baseball." "detailed action stage": {"Q": "Can you describe the detailed action stage?" "A": "The player is in the middle of the pitching motion, with their right arm fully extended and left leg in the air, indicating the ball is about to be released." "confidence": "0.9" "src": "laion400m-data-00022/01106/334_01106586.jpg"</p>	 <p>"summarize": {"Q": "Can you summarize the image?" "A": "The image shows a person performing a high kick, dressed in white martial arts attire with a black belt." "description": {"Q": "Can you describe the pose, action, and detailed action stage of the person?" "A": "The person is performing a high kick with their right leg fully extended upwards, and their left leg supporting their body. Their left hand is positioned near their face for protection while the right hand is also in a defensive posture." "quality": {"Q": "How is the image quality?" "A": "The image quality is good." "aesthetics": {"Q": "How are the image aesthetics?" "A": "The image aesthetics is good." "expressiveness": {"Q": "How is the expressiveness of the human body?" "A": "The human body expressiveness is excellent." "pose": {"Q": "Can you describe the pose of the person?" "A": "The person is in a high kicking pose with the right leg extended upward and the left leg supporting their weight." "action": {"Q": "What is the person doing?" "A": "The person is performing a high kick." "detailed action stage": {"Q": "Can you describe the action stage in detail?" "A": "The action stage indicates the person is at the peak of their kick with their leg fully extended and hands in a defensive position. The left leg is serving as the support while the body is balanced." "confidence": "0.95" "src": "laion400m-data-00014/01275/269_012753977.jpg"</p>
 <p>"summarize": {"Q": "Can you summarize the image?" "A": "The image shows a man in a dress shirt and tie holding his hands around an icon of a chat bubble." "description": {"Q": "Can you describe the content of the image?" "A": "A man in a white dress shirt and blue tie is holding his hands around a digital chat bubble icon." "quality": {"Q": "How is the image quality?" "A": "The image quality is excellent." "aesthetics": {"Q": "How are the image aesthetics?" "A": "The image aesthetics is excellent." "expressiveness": {"Q": "How is the human body expressiveness?" "A": "The human body expressiveness is fair." "pose": {"Q": "What is the pose of the person in the image?" "A": "The person is standing with his hands held in a cupping gesture around the chat bubble." "action": {"Q": "What action is the person doing in the image?" "A": "Holding hands around an icon." "detailed action stage": {"Q": "Can you describe the action stage of the person?" "A": "The man is in the middle of holding a chat bubble icon, with both hands forming a cup shape around it." "confidence": "1" "src": "laion400m-data-00023/00672/533_006728549.jpg"</p>	 <p>"summarize": {"Q": "Can you summarize the image?" "A": "An image of a soccer goalkeeper in a diving motion, extending arms in an attempt to catch or block a soccer ball." "description": {"Q": "Can you describe the image?" "A": "A goalkeeper is in mid-dive, with one arm extended upwards and the other arm bent during the action. The face is blurred, and the background indicates a soccer match setting." "quality": {"Q": "How is the image quality?" "A": "The image quality is good, with clear visibility of the goalkeeper and surroundings." "aesthetics": {"Q": "How is the image aesthetics?" "A": "The image aesthetics is good, capturing the dynamic motion of the goalkeeper in action." "expressiveness": {"Q": "How is the expressiveness of the pose, action, or facial expression?" "A": "The human body expressiveness is good, showing the urgency and effort in the goalkeeper's dive." "pose": {"Q": "How is the pose?" "A": "The goalkeeper is in a diving posture, with one arm extended and the other arm bent." "action": {"Q": "What is the action?" "A": "The goalkeeper is diving to catch or block a soccer ball." "detailed action stage": {"Q": "Can you describe the detailed action stage?" "A": "The goalkeeper is in mid-dive, extending one arm towards the ball while the body leans forward with both legs bent in action." "confidence": "0.95" "src": "laion400m-data-00012/00700/590_007008985.jpg"</p>

Figure 13: More examples of ShotGPT4o Image Q&As Dataset.

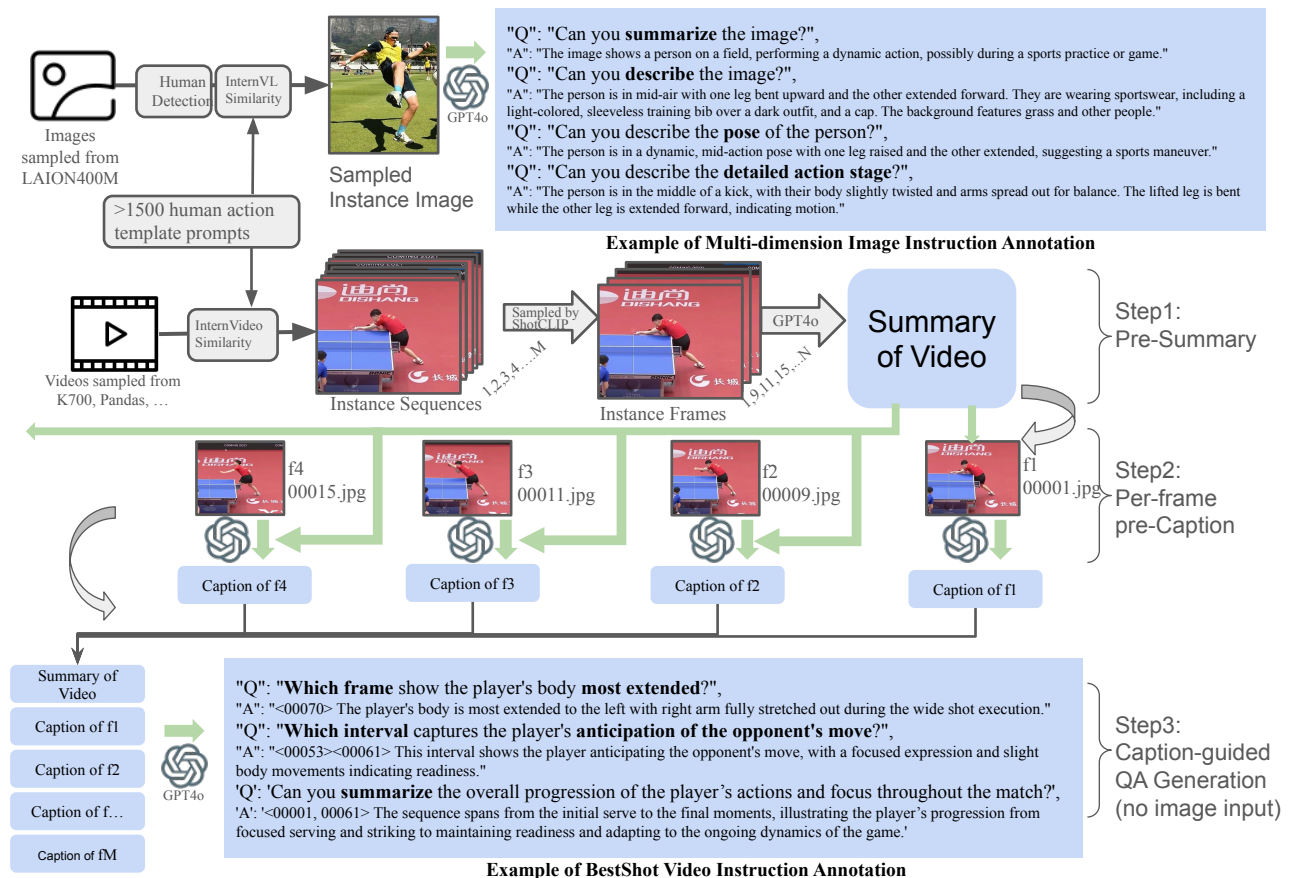


Figure 14: **Pre-Summary Sliding Shot (PreS3) Captioning Strategy.** We sample videos from K700 and pandas, and images from LAION400M first. For images, we simply ask GPT-4o to generate Q&As. For videos, we use ShotCLIP to sample frames in videos first. Then we input 10 frames to GPT-4o to generate summary of video. For each sampled frame, both the summary and the individual frame are input into GPT-4 to generate detailed captions for each frame. Finally, the summary and all generated frame captions are used to generate diverse Q&As.

Pose Description by	Acc	count
(a)GPT-4o	63.9%	18.6M
(b)ImageSMPLText	87.6%	375K
(c)Human-written	96.1%	2K
Pose Description in ImageSMPLText	Acc	Frequency
(b1)Extrem Pose Subset	79.3%	4.0%
(b2)Truncation or occlusion Subset	78.4%	8.3%
(b3)Crop Error(No person)	0%	1.3%

Table 7: **Quantitative comparison of pose description.** Accuracy are compared between pose descriptions generated by Image-SMPLText, GPT-4o and those written manually regarding Image-SMPLText. Accuracy is calculated as the number of incorrect sentences divided by the total number of sentences.

4 is significantly lower than those written by humans. Although the accuracy of Image-SMPLText is still below that of human-written descriptions, it benefits from a larger training sample size. We also found that the errors in Image-SMPLText are concentrated in the following categories: (1)

Truncation or severe occlusion, where even if the lower body is truncated and not visible, SMPL, being full-body, still generates numerous descriptions about the lower body posture; (2) Extreme poses, such as handstands, lying down, face-up, or side-lying, which may result from SMPL orienting inaccurately under extreme conditions. The lower part of Tab. 7 lists the accuracy rates for these two conditions.

More Examples. Fig. 17 shows more examples of the Image-SMPLText Dataset. All samples in the dataset are annotated with SMPLText. Additionally, we randomly selected 4,000 and 80,000 samples and labeled them with human-written text and GPT-4o text.

ShotVL

Detail of CLIP Benchmark. To evaluate the general performance of ShotVL, we conducted a comparison with InternVL on 24 benchmarks. As illustrated in Table 8, ShotVL demonstrated robust classification capabilities on most benchmarks, with only a slight decline in performance. Notably, ShotVL outperformed InternVL on the MNIST, Caltech-101, Flowers-102, and VOC2007 benchmarks.



{ "Q1": "**Which frames** highlight the peak action or key moments of the shot put throw, focusing on the dynamic movement and release of the shot put?", "A1": "<00029><00053><00077> These frames capture the crucial moments of the shot put throw, with the athlete's dynamic pose and the shot put in motion, showcasing the peak of the throw." }

"Q2": "**Which frames** depict the highlight moments when the shot put is in mid-air, emphasizing its trajectory and the athlete's follow-through?", "A2": "<00081,00089><00097,00101> These sequences capture the shot put as it ascends and reaches its peak, highlighting the power and precision of the throw."

"Q3": "**Which frames** capture the athlete's preparation and execution phases, focusing on the unique poses and the throwing motion?", "A3": "<00013><00041><00065> These frames illustrate the athlete's preparation, the execution of the throw, and the follow-through, emphasizing the technique and athleticism involved."

"Q4": "**Which moments** capture the shot put's trajectory from release to landing, showcasing its flight path in the indoor facility?", "A4": "<00077,00105><00113,00129> These moments capture the shot put from its release, ascent, peak, and descent, illustrating the entire flight path."

"Q5": "**Summarize the video** highlighting the main action sequence of the shot put throw.", "A5": "The video captures an athlete performing a shot put throw in an indoor sports facility. The sequence begins with the athlete preparing in a ready stance, followed by the dynamic execution of the throw. The shot put is seen ascending, reaching its peak near the ceiling, and then descending towards a blue mat area. The video showcases the athlete's technique and the shot put's trajectory, emphasizing the skill involved in the sport."

"Q6": "Divide the video into segments based on the content and provide a description of each segment.", "A6": "<00001,00013> The athlete is preparing for the shot put throw, assuming a ready stance with focus and concentration.<00029,00041> The throw is executed, capturing the athlete's powerful motion and release of the shot put.<00049,00065> The shot put is in mid-air, highlighting its trajectory and the athlete's follow-through.<00077,00105> The shot put reaches its peak and begins to descend towards the landing area.<00113,00129> The shot put lands on the designated blue mat area, concluding the throw sequence." }

Figure 15: More examples of ShotGPT4o Video Q&As Dataset.

	ImageNet-1K Deng et al.	ImageNet-V2 Recht et al.	ImageNet-A Hendrycks et al.	ImageNet-R Hendrycks et al.	ImageNet-Sketch (Wang et al. 2019)
InternVL	82.77	76.83	80.29	95.68	73.71
ShotVL	80.18	73.89	70.81	94.22	71.22
	ObjectNet Barbu et al.	CIFAR-10 Krizhevsky, Hinton et al.	CIFAR-100 Krizhevsky, Hinton et al.	MNIST LeCun et al.	Caltech-101 Fei-Fei, Fergus, and Perona
InternVL	73.01	99.43	93.04	80.28	85.82
ShotVL	66.75	99.00	88.70	83.03	85.92
	SUN397 Xiao et al.	FGVC Aircraft (Maji et al. 2013)	Country-211 Radford et al.	Stanford Cars Krause et al.	DTD Cimpoi et al.
InternVL	77.62	51.88	34.09	94.23	70.80
ShotVL	75.45	49.14	26.59	92.39	69.15
	Eurosat Helber et al.	FER2013 Goodfellow et al.	Flowers-102 Nilsback and Zisserman	GTSRB Stallkamp et al.	Pets (Parkhi et al. 2012)
InternVL	75.52	59.25	84.19	62.87	96.02
ShotVL	71.59	56.71	84.97	59.46	93.59
	Rendered SST2 Radford et al.	Resisc45 Coates, Ng, and Lee	STL10 Nilsback and Zisserman	VOC2007 Everingham et al.	avg acc1
InternVL	67.49	74.41	99.58	75.93	77.70
ShotVL	66.89	73.76	99.34	80.73	75.56

Table 8: A quantitative comparison of the accuracy between InternVL and ShotVL on 24 benchmarks.

Qualitative Results. To exhibit ShotVL's impressive zero-shot performance on the BestShot task, Fig. 18 provides examples comparing the retrieval results between ShotVL and InternVL. We uploaded a video and a language query and let ShotVL and InternVL model to retrieve the most relevant frames according to the retrieval settings.

ShotVL-Chat-LLaVa

Method and Implementation. To assess the general chat ability of ShotVL, we followed LLaVa's (Liu et al. 2023) finetuning pipeline replacing the original CLIP encoder with ShotVL. As described in LLaVa, we first aligned ShotVL with LLM, then finetuned both the projector and LLM. Dur-

method	vision encoder	LLM	res.	GQA (Hudson and Manning 2019)	POPE (Li et al. 2023)	MMVet (Yu et al. 2023)
LLaVA-1.5	CLIP-L-336px	V-13B	336	63.3	85.9	35.4
InternVL-Chat-LLaVa	IVI-T-6B-224px	V-13B	336	63.9	87.1	33.7
ShotVL-Chat-LLaVa	ShotVL	V-13B	336	59.63	86.1	32.5

Table 9: **A quantitative comparison of the accuracy between LLaVa, InternVL-Chat-LLaVa and ShotVL-Chat-LLaVa.** The table outlines the differences among the three models in terms of vision encoder, LLM, and resolution, and presents their performances across various benchmarks.

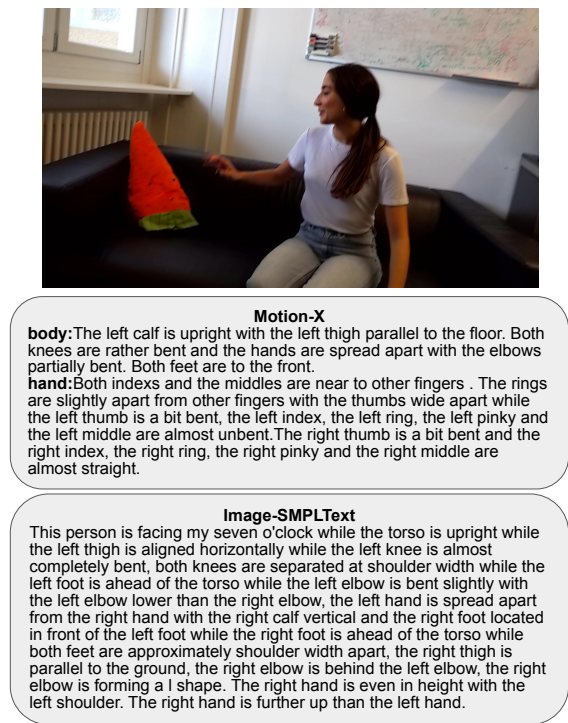


Figure 16: **Comparison of Motion-X and Image-SMPLText in EgoBody Dataset.**

ing the alignment phase, we incorporated 100K Q&As based on ImageSMPLText and 200K single-turn image Q&As from ShotGPT4o. In the subsequent fine-tuning phase, we added an additional 100K Q&As based on ImageSMPLText and 200K multiple-turn image Q&As from ShotGPT4o.

Qualitative Results. Tab. 9 shows the comparison between LLaVa, InternVL-Chat-LLaVa and ShotVL-Chat-LLaVa. Similar to the original ShotVL model, ShotVL-Chat-LLaVa maintained a comparable level of general capability. Fig. 19 presents an example where we pose questions about the input image. ShotVL-Chat-LLaVa demonstrates greater sensitivity to detailed pose descriptions as we expected.

ShotVL-LITA

Method and Implementation. Existing VideoLLM methods with Moment Retrieval capabilities, such as TimeChat (Ren et al. 2024), VTG-LLM (Guo et al. 2024), MR-BLIP (Boris et al. 2024), and LITA (Huang et al.



Figure 17: **More examples of Image-SMPLText Dataset**

2024), have demonstrated the superiority of using LLM as a decoder instead of a Transformer Decoder (Lei, Berg, and Bansal 2021). However, these methods are specifically optimized for the Moment Retrieval task and data with a focus on specific scenarios and queries, which may result in huge performance drop on zero-shot BestShot Moment/Frame Retrieval Benchmarks. We propose crucial modifications to achieve accurate frame localization: Non-equally Sampling, and Interleaving Frame Token. Considering that the modifications are applicable to all aforementioned models, we use LITA as the baseline architecture to explain how to integrate them into such VideoLLM models and their benefits, and call the model in Fig. 20 ShotVL-LITA.

Effective of ShotGPT4o Dataset. To demonstrate the effectiveness of the proposed ShotGPT4o dataset, we extended LITA, an SOTA Video LLM capable of temporal localization, by adding ShotGPT4o to its original training datasets, as detailed per task in Tab. 10. We then trained




Figure 18: Comparison of InternVL and ShotVL in Best-Shot Benchmark. “Frameid”：“similarity score” are displayed with red color on the figure.

LITA using the same setup as specified in the original paper, with a learning rate of $2e-5$, a batch size of 128, and 4,000 iterations on 16 A800 GPUs.

Upon completing the training, we evaluated both the original and augmented versions of LITA on the BestShot Benchmark, focusing on their frame and moment retrieval capabilities. For reference, we also evaluated VTG-LLM, another SOTA Video LLM capable of moment retrieval, on the same benchmark. However, it is to be noted that VTG-LLM’s low score may be attributed to VTG-LLM’s outputs being random for some queries, often returning timestamp 000.0 seconds instead of actual time intervals.

The evaluation results are presented in Tab. 11. Since LITA was not initially designed for frame retrieval tasks, the queries in the BestShot Benchmark were modified to match moment retrieval-type questions. The predicted time intervals were calculated using IoU thresholds from 0.3 to 0.7. Although LITA trained with the ShotGPT4o dataset was able to retrieve frames, for an equitable comparison, the predicted frames were expanded to intervals, with pose predictions having a ± 4 -frame margin, and full and action queries were given a ± 6 -frame margin. As the results indicate, LITA trained on the augmented data outperformed the original LITA, achieving approximately twice the average score. This highlights the impact of our proposed ShotGPT4o dataset in improving the model’s ability to retrieve frames accurately. To further illustrate the benefit of our dataset, especially how it helps with the frame localization



Human: How is the person's pose?
 ShotVL-Chat-LLaVa: The player is in a dynamic running pose, with **one leg lifted and arms slightly bent**.
 InternVL-Chat-LLaVa: The person is in a running pose, actively participating in the soccer game.

Human: How many people in the image?
 ShotVL-Chat-LLaVa: There are several people in the image, including players and spectators.
 InternVL-Chat-LLaVa: There are several people in the image, including a group of soccer players and a **referee**.

Human: What are they doing?
 ShotVL-Chat-LLaVa: The players are running on the soccer field, and the spectators are watching the game.
 InternVL-Chat-LLaVa: The group of soccer players is playing a game of soccer, with one player running towards the ball. The **referee** is also present, overseeing the game and ensuring that the rules are followed.

Human: Describe the detailed action stage
 ShotVL-Chat-LLaVa: The player in the **red and white striped jersey is in mid-stride, with one leg lifted and arms slightly bent**. The other players and spectators are also engaged in the game, with some players running and others watching.
 InternVL-Chat-LLaVa: In the image, a soccer player is running towards the ball, likely attempting to gain possession or make a pass to a teammate. The other players on the field are in various positions, some closer to the ball and others further away, ready to react to the player’s actions. The **referee** is also present, closely observing the play to make any necessary calls or decisions. The scene captures the dynamic and fast-paced nature of soccer, with players constantly moving and adjusting their positions to maintain control of the ball and outmaneuver their opponents.

Human: Describe the outfits of the human
 ShotVL-Chat-LLaVa: The player in the **red and white striped jersey is wearing a typical soccer uniform**, while the other players and spectators are **dressed in casual or sports attire**.
 InternVL-Chat-LLaVa: The soccer players in the image are wearing **uniforms**, which typically consist of a **jersey, shorts, socks, and cleats**. The uniforms are designed to provide comfort, mobility, and protection for the players during the game. The uniforms may also feature the team’s colors, logo, and sponsors, as well as numbers and names on the back to identify the players. The **referee**, on the other hand, is likely wearing a distinct outfit, such as a referee shirt, shorts, and socks, to distinguish them from the players and ensure that they are easily visible on the field.

Figure 19: Comparison of InternVL-Chat-LLaVa and ShotVL-Chat-LLaVa. Bold donates ShotVL’s detailed pose descriptions and red donates InternVL’s mistakes.

task, we integrated InternVL, the base model for our proposed ShotVL model, and ShotVL with Vicuna-13B, following the structure of LITA. Minor modifications were made to integrate ShotVL, as mentioned previously. Instead of training on data for all tasks, we focused InternVL-LITA and ShotVL-LITA on the frame retrieval data from ShotGPT4o, comparing their BestShot results with InternVL-LITA trained on all original LITA tasks and datasets. The results, shown in Tab.12, indicate that models trained with ShotGPT4o frame retrieval data outperform the one trained without it. Likely due to a stronger vision model, ShotVL-LITA achieved the highest average scores across all three query types. These results further demonstrated the dataset’s ability to improve frame localization capability of models.

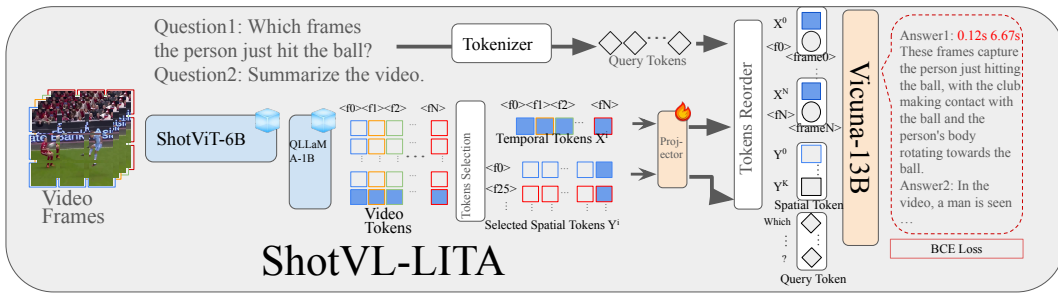


Figure 20: Structure of ShotVL-LITA, applying our model based on LITA architecture

Prompt of ShotGPT4o Video Subset:

(1) **Step1: Pre-Summary(Given ten frames uniformly sampled from videos)**
 # Character n I will provide you with ten consecutive frames in a video, Your task is to generate a detailed summary for the entire video. n # Skills n - Summarize sequentially, maintaining coherence between frames and the integrity of the timeline. n # Constraints n - Don't analyze, subjective interpretations, aesthetic rhetoric, etc., just objective statements. n - Only consider information that can be confidently derived from the descriptions of each frame. n - Do not extrapolate or imagine, remove uncertain information. n - No mention of specific frames index or timestamps. n Your output should strictly follow JSON schema without json prefix and extra notes, and do not return empty response such as [], it is strictly ordered: {'summary': '...'}

(2) **Step2: Sliding-Shot Description(Given one frame and summary of video)**
 # Character n You are an excellent video frame analyst. Given you an summary of the video and a frame sampled from the video, utilizing your incredible attention to detail, you provide clear, accurate descriptions of single frame in video, emphasizing their unique role and significance within the overall video sequence. You excel in identifying and conveying details of actions, poses, behaviors, environment, states, attributes of objects. n # Skills n ## Skill 1: Describing Object Actions, Poses and Behaviors n - Describe the action or pose or behavior of objects within the frame. n - Notice and describe significance in the actions or behaviors within the overall video. n ## Skill 2: Describing Environment and Background Variations n - Elaborate on environment and background alterations seen between frames. n ## Skill 3: Describing Object Appearances n - Describe the appearance of objects within the frame. n - Depict variations in the states and attributes of objects between frames. n ## Skill 4: Identifying and Describing Highlights n - Determine if the current frame represents a highlight or the most interesting part of the video. If it is, focus on describing the aspects that make it particularly interesting or significant, such as dramatic actions, emotional expressions, or pivotal moments. n # Constraints n - State facts objectively without using any rhetorical devices such as metaphors or personification. n - Stick to a narrative format for descriptions, avoiding list-like itemizations. n - Exclude sounds-related aspects, given the unavailability of audio signals. n - Descriptions should be fluent and precise, avoiding analyzing and waxing lyrical. n - Descriptions need to be concise, describing only the information that can be determined, without analysis or speculation. n - If there is only one inputted frame, that is, the first frame, describe the image details directly and do not concern yourself with connections between other frames. n - Do not mention the frame number and timestamp of the current frame. n # Inputs n - a summary of the video n - a frame sampled from the video.

(3) **Step3:Q&As Generation(Given all result from step1 and step2, no images input)**
 # Character n You are an excellent video frame analyst. Given you an summary of the video frame description of each frame, utilizing your incredible attention to detail, you excel in identifying highlight frame and highlight moments based on the given summary and frame descriptions, and generating sets of questions and answers related to the highlight/key frames or moments. Focus on the frames and events that are most suitable for capturing. n # Skills n ## Skill 1: Generate one related QA that ask about identifying the most highlight frames. - The questions should target specific, fine-grained details that can help pinpoint frames, aiming to use as few frames as possible in the answer. - List a set of frame number of the highlight frames, key frames or interesting frames that user want to take a photo of. - Notice the significance in the actions, behaviors, pose, objects within the overall video. - answer format should be {'Q': '...', 'A': '<start frame1>~<end frame2>', 'answer': '...', 'type': 'Highlight Frames Detection'}. n - answer should at most contain one or frame and tell me why you select these frame. n ## Skill 2: Generate one related QA that ask about identifying the most highlight moments(sequences). - List a set of frame number of the highlight moments, key moments or interesting moments that user want to take a video of. - Notice the significance in the actions, behaviors, pose, objects within the overall video. - answer format should be {'Q': '...', 'A': '<start frame1, end frame1>~<start frame2, end frame2>', 'answer': '...', 'type': 'Highlight Moments Detection'}. n - answer should at most contain one or two moments and tell me why you select these frame. n ## Skill 3: Generate two or three QAs to ask about the highlight/key frames in the video that feature unique characteristics, such as peak of a specific detail action, most stretched pose, or other interesting event. - Answer should be accurate and find all related frames that best answer the question. - Answer format should be {'Q': '...', 'A': '<frame1>~<frame2>~<frame3>', 'answer': '...', 'type': 'Frames Retrieval'}. n ## Skill 4: Generate two or three QAs to ask about the highlight/key moments/sequences in the video that feature unique characteristics, such as peak of action, stretched pose, or other interesting event. - Answer should be accurate and find all related frames that best answer the question. - Answer format should be {'Q': '...', 'A': '<start frame1, end frame1>~<start frame2, end frame2>', 'answer': '...', 'type': 'Moments Retrieval'}. n ## Skill 5: Generate a QA related to 'summarize the video'. - Answer format should be {'Q': '...', 'A': '...', 'type': 'Video Summary'}. n ## Skill 6: Generate a QA related to 'dense captioning', i.e. split the video into multiple short clips based on content and give a summary or description of each clip. - Answer format should be {'Q': '...', 'A': '<start frame1, end frame1>~<start frame2, end frame2>~<start frameN, end frameN>', 'answer': '...', 'type': 'Dense Captioning'}. n ## Skill 7: Generate some QAs related to causal, question should focus on the detail and should be concrete. It is preferable for the questions to be related to human activities. - Answer format should be {'Q': '...', 'A': '...', 'type': 'Causal'}. n ## Skill 8: Generate some QAs related to description, question should focus on the detail and should be concrete and answer should be in a few word. It is preferable for the questions to be related to human activities. - Answer format should be {'Q': '...', 'A': '...', 'type': 'Descriptive'}. n ## Skill 9: Generate some QAs related visual recognition, question should focus on the detail and should be concrete and answer should be in a few word. It is preferable for the questions to be related to human activities. - Answer format should be {'Q': '...', 'A': '...', 'type': 'Visual'}. n # Constraints - Generate questions with unique answers, rather than divergent questions. - State facts objectively without using any rhetorical devices such as metaphors or personification. - Stick to a narrative format for descriptions, avoiding list-like itemizations. - Exclude sounds-related aspects, given the unavailability of audio signals. - Descriptions should be fluent and precise, avoiding analyzing and waxing lyrical. - Question should be diverse and focus on the special highlight frame and answer should be accurate, yourself with connections between other frames. - Your question and answer should not include the filename, and do not include time point or frame number in the question as the user do not know which frame you are talking about. - Do not describe the face. - Your output should strictly follow JSON schema without json prefix and extra notes, and do not return empty response such as [], it is strictly ordered: {'QA1': {'Q': '...', 'A': '...', 'type': 'QA1'}, {'QA2': {'Q': '...', 'A': '...', 'type': 'QA2'}, {'QA3': {'Q': '...', 'A': '...', 'type': 'QA3'}}. n - A set of time points will be like '<0001>~<0003>', and a set of sequences/moments will be like '<0001, 0006>~<0070, 00100>'. Sequences or moments should have two different numbers. Consecutive time points should be aggregated into moments, such as '<0001>~<0013>~<0021>' for the first, second, and third frame should be converted to '<0001,0021>'. - Ask only one key event for each question, do not ask two event at the same time. - Each answer needs to include a detailed explanation. Do not return your answer time point. - Questions need to be detail, specific and granular enough to help user find the frame and moments. n # Inputs - a summary of the video - a sets of frame descriptions. n, 'role': 'user', 'content': 'Answer for this video xxx. summary: ...'

Figure 21: Prompt to generate per-frame descriptions and video Q&A of ShotGPT4o Dataset.

Prompt of ShotGPT4o Image Subset:

You are an expert in human analysis. For each image, summarize the image first, then describe the pose, action, detailed action stage(describe the action stage in one or two sentence) of the person, and image quality, image aesthetics, and expressiveness of pose or action or facial expression. The description needs to help me find other pictures with similar actions or postures to this picture. Do not describe what you imagine in the description, but only what you can determine from the image. For each item, generate a question and an answer. You should always return an answer based on the following JSON schema without '```' json prefix and extra notes, only json, and do not return empty response such as [], it is strictly order: {'summary': {'Q': 'question', 'A': 'summarize'}, 'description': {'Q': 'question', 'A': 'description'}, 'quality': {'Q': 'question', 'A': 'The image quality is bad/poor/fair/good/excellent'}, 'aesthetics': {'Q': 'question', 'A': 'The image aesthetics is bad/poor/fair/good/excellent'}, 'expressiveness': {'Q': 'question', 'A': 'The human body expressiveness is bad/poor/fair/good/excellent'}, 'pose': {'Q': 'question', 'A': 'pose'}, 'action': {'Q': 'question', 'A': 'action'}, 'detailed action stage': {'Q': 'question', 'A': 'detailed action stage(describe the action stage in two sentences)'}, 'confidence': 'your confidence to your answer using a probability of 0-1'

Figure 22: Prompt to generate image Q&A of ShotGPT4o Dataset.

Limitation and Future Work

In this section, we will discuss the limitations of our work and potential directions for future research. We can decompose our work into three parts:

Task and Benchmark. In this work, we introduce the BestShot task and the corresponding benchmark named the BestShot Benchmark. Although we have proven the task and the benchmark's effectiveness, it concentrates on limited categories, mostly sports. To broaden the scope of the task, incorporating additional samples from diverse and previously unexplored scenes is essential.

Datasets. As we discussed in the Image-SMPLText dataset section, we found that the annotations generated by GPT4o show an obvious accuracy decline compared to ImageSMPLText and human-written captions. Meanwhile, 13.6% of images in our dataset are not suitable for training. In future work, we will optimize the GPT4o-based annotation pipeline and explore how to clean data more effectively. For the image Q&As of ShotGPT4o, we found that even with double the ImageQA training, the performance of ShotVL in BestShot Benchmark did not significantly improve, mainly due to annotation noise and the single-image input training scheme. As for video Q&As, although we proposed a scalable frame and moment retrieval annotation

Task	Dataset	Number of Samples
DVC	ActivityNet Captions	10009
	YouCook2	1237
	ShotGPT4o	4194
Event Localization	ActivityNet Captions	10009
	YouCook2	1237
Image Q&A	LLaVA-150K	157712
Video Q&A	NExT-QA	37523
	ShotGPT4o	16148
RTL	ActivityRTL	33557
Moment Retrieval	ShotGPT4o	12897
Frame Retrieval	ShotGPT4o	15597

Table 10: **LITA training datasets** with the addition of ShotGPT4o data highlighted in yellow. DVC stands for Dense Video Captioning, and RTL stands for Reasoning Temporal Localization. Datasets are from ActivityNet Captions (Krishna et al. 2017), YouCook2 (Zhou, Xu, and Corso 2018), LLaVA-150K, NExT-QA (Xiao et al. 2021), and ActivityRTL (Huang et al. 2024).

Model	Query	BestShot (IoU)					
		0.3	0.4	0.5	0.6	0.7	Avg.
VTG-LLM	Full	4.76	2.62	1.78	0.83	0.59	2.12
LITA	Full	14.05	9.20	4.98	3.48	1.49	6.64
LITA _{ShotGPT4o}	Full	18.03	14.80	10.95	8.21	1.00	10.60
VTG-LLM	Action	4.40	2.38	1.90	1.19	0.36	2.05
LITA	Action	14.30	9.58	5.35	3.36	1.37	6.79
LITA _{ShotGPT4o}	Action	19.90	16.42	13.93	10.45	1.12	12.36
VTG-LLM	Pose	0.12	0.12	0.00	0.00	0.00	0.05
LITA	Pose	10.70	6.42	3.21	2.14	0.83	4.66
LITA _{ShotGPT4o}	Pose	12.96	10.34	7.49	4.52	4.52	7.97

Table 11: **Evaluation of VTG-LLM, original LITA, and LITA trained on ShotGPT4o-extended data on BestShot Benchmark.**

Model	Query	BestShot (IoU)					
		0.3	0.4	0.5	0.6	0.7	Avg.
InternVL-LITA	Full	18.03	12.81	6.97	4.35	2.86	9.00
InternVL-LITA _{FR}	Full	17.79	14.30	10.32	7.34	1.12	10.17
ShotVL-LITA _{FR}	Full	18.16	14.68	10.82	8.08	1.24	10.60
InternVL-LITA	Action	18.03	12.56	7.59	4.48	2.86	9.10
InternVL-LITA _{FR}	Action	17.79	14.05	10.95	7.96	1.62	10.47
ShotVL-LITA _{FR}	Action	18.78	15.80	10.57	8.83	2.11	11.22
InternVL-LITA	Pose	12.96	9.04	4.64	3.09	1.66	6.28
InternVL-LITA _{FR}	Pose	11.89	8.68	6.18	3.80	3.80	6.87
ShotVL-LITA _{FR}	Pose	17.00	13.32	9.27	4.99	4.99	9.92

Table 12: **Evaluation of InternVL-LITA trained on original LITA training data, and InternVL-LITA and ShotVL-LITA trained on Frame Retrieval (FR) data of ShotGPT4o on BestShot Benchmark.**

scheme(PreS3) and generated a small-scale video Q&As dataset (10,000 videos, 120,000 Q&A pairs), the frame localization ability of VideoLLM improved after training in ShotGPT4o, but this data scale is still far from sufficient.

Model. Despite the robust performance of ShotVL, its performance did not meet our expectations when trans-

ferred to the video modality. The zero-shot performance of ShotVL-LITA, where ShotVL is integrated with an LLM to function as a Video LLM, declined on the BestShot Benchmark, particularly in retrieving frames related to actions. We attribute this decline primarily to an insufficient amount of training data. Moreover, for visual token compression when processing videos in ShotVL-LITA, the same strategy from LITA was employed. However, this compression approach may not be optimal for models specifically designed for frame localization, as details of each frame may be lost during the process. Thus, A better token compression strategy is needed for improving model performance.

References

- Andriluka, M.; Iqbal, U.; Insafutdinov, E.; Pishchulin, L.; Milan, A.; Gall, J.; and Schiele, B. 2018. PoseTrack: A Benchmark for Human Pose Estimation and Tracking. arXiv:1710.10000.
- Anne Hendricks, L.; Wang, O.; Shechtman, E.; Sivic, J.; Darrell, T.; and Russell, B. 2017. Localizing moments in video with natural language. In *Proceedings of the IEEE international conference on computer vision*, 5803–5812.
- Barbu, A.; Mayo, D.; Alverio, J.; Luo, W.; Wang, C.; Gutfreund, D.; Tenenbaum, J.; and Katz, B. 2019. Objectnet: A large-scale bias-controlled dataset for pushing the limits of object recognition models. *Advances in neural information processing systems*, 32.
- Boris, M.; Anil, B.; Anna, R.; and Marcus, R. 2024. The Surprising Effectiveness of Multimodal Large Language Models for Video Moment Retrieval. arXiv:2406.18113.
- Cai, Z.; Yin, W.; Zeng, A.; Wei, C.; Sun, Q.; Wang, Y.; Pang, H. E.; Mei, H.; Zhang, M.; Zhang, L.; Loy, C. C.; Yang, L.; and Liu, Z. 2024. SMPler-X: Scaling Up Expressive Human Pose and Shape Estimation. arXiv:2309.17448.
- Cai, Z.; Zhang, M.; Ren, J.; Wei, C.; Ren, D.; Lin, Z.; Zhao, H.; Yang, L.; and Liu, Z. 2021. Playing for 3D human recovery. *arXiv preprint arXiv:2110.07588*.
- Chen, L.; Li, J.; Dong, X.; Zhang, P.; He, C.; Wang, J.; Zhao, F.; and Lin, D. 2023a. ShareGPT4V: Improving Large Multi-Modal Models with Better Captions. *arXiv preprint arXiv:2311.12793*.
- Chen, L.; Wei, X.; Li, J.; Dong, X.; Zhang, P.; Zang, Y.; Chen, Z.; Duan, H.; Lin, B.; Tang, Z.; Yuan, L.; Qiao, Y.; Lin, D.; Zhao, F.; and Wang, J. 2024a. ShareGPT4Video: Improving Video Understanding and Generation with Better Captions. *arXiv preprint arXiv:2406.04325*.
- Chen, X.; Fang, H.; Lin, T.-Y.; Vedantam, R.; Gupta, S.; Dollar, P.; and Zitnick, C. L. 2015. Microsoft COCO Captions: Data Collection and Evaluation Server. arXiv:1504.00325.
- Chen, Z.; Wang, W.; Tian, H.; Ye, S.; Gao, Z.; Cui, E.; Tong, W.; Hu, K.; Luo, J.; Ma, Z.; Ma, J.; Wang, J.; Dong, X.; Yan, H.; Guo, H.; He, C.; Shi, B.; Jin, Z.; Xu, C.; Wang, B.; Wei, X.; Li, W.; Zhang, W.; Zhang, B.; Cai, P.; Wen, L.; Yan, X.; Dou, M.; Lu, L.; Zhu, X.; Lu, T.; Lin, D.; Qiao, Y.; Dai, J.; and Wang, W. 2024b. How Far Are We to GPT-4V? Closing the Gap to Commercial Multimodal Models with Open-Source Suites. arXiv:2404.16821.

- Chen, Z.; Wu, J.; Wang, W.; Su, W.; Chen, G.; Xing, S.; Zhong, M.; Zhang, Q.; Zhu, X.; Lu, L.; Li, B.; Luo, P.; Lu, T.; Qiao, Y.; and Dai, J. 2023b. InternVL: Scaling up Vision Foundation Models and Aligning for Generic Visual-Linguistic Tasks. *arXiv preprint arXiv:2312.14238*.
- Cheng, W.; Chen, R.; Yin, W.; Fan, S.; Chen, K.; He, H.; Luo, H.; Cai, Z.; Wang, J.; Gao, Y.; Yu, Z.; Lin, Z.; Ren, D.; Yang, L.; Liu, Z.; Loy, C. C.; Qian, C.; Wu, W.; Lin, D.; Dai, B.; and Lin, K.-Y. 2023. DNA-Rendering: A Diverse Neural Actor Repository for High-Fidelity Human-centric Rendering. *arXiv preprint*, arXiv:2307.10173.
- Cimpoi, M.; Maji, S.; Kokkinos, I.; Mohamed, S.; and Vedaldi, A. 2014. Describing textures in the wild. In *Proceedings of the IEEE conference on computer vision and pattern recognition*, 3606–3613.
- Coates, A.; Ng, A.; and Lee, H. 2011. An analysis of single-layer networks in unsupervised feature learning. In *Proceedings of the fourteenth international conference on artificial intelligence and statistics*, 215–223. JMLR Workshop and Conference Proceedings.
- Delmas, G.; Weinzaepfel, P.; Moreno-Noguer, F.; and Rogez, G. 2024. PoseFix: Correcting 3D Human Poses with Natural Language. arXiv:2309.08480.
- Delmas, Ginger and Weinzaepfel, Philippe and Lucas, Thomas and Moreno-Noguer, Francesc and Rogez, Grégory. 2022. PoseScript: 3D Human Poses from Natural Language. In *ECCV*.
- Deng, J.; Dong, W.; Socher, R.; Li, L.-J.; Li, K.; and Fei-Fei, L. 2009. Imagenet: A large-scale hierarchical image database. In *2009 IEEE conference on computer vision and pattern recognition*, 248–255. Ieee.
- Everingham, M.; Eslami, S. A.; Van Gool, L.; Williams, C. K.; Winn, J.; and Zisserman, A. 2015. The pascal visual object classes challenge: A retrospective. *International journal of computer vision*, 111: 98–136.
- Fei-Fei, L.; Fergus, R.; and Perona, P. 2004. Learning generative visual models from few training examples: An incremental bayesian approach tested on 101 object categories. In *2004 conference on computer vision and pattern recognition workshop*, 178–178. IEEE.
- Goodfellow, I. J.; Erhan, D.; Carrier, P. L.; Courville, A.; Mirza, M.; Hamner, B.; Cukierski, W.; Tang, Y.; Thaler, D.; Lee, D.-H.; et al. 2013. Challenges in representation learning: A report on three machine learning contests. In *Neural information processing: 20th international conference, ICONIP 2013, daegu, korea, november 3-7, 2013. Proceedings, Part III 20*, 117–124. Springer.
- Guo, Y.; Liu, J.; Li, M.; Tang, X.; Chen, X.; and Zhao, B. 2024. VTG-LLM: Integrating Timestamp Knowledge into Video LLMs for Enhanced Video Temporal Grounding. *arXiv preprint arXiv:2405.13382*.
- Helber, P.; Bischke, B.; Dengel, A.; and Borth, D. 2019. Eurosat: A novel dataset and deep learning benchmark for land use and land cover classification. *IEEE Journal of Selected Topics in Applied Earth Observations and Remote Sensing*, 12(7): 2217–2226.
- Hendrycks, D.; Basart, S.; Mu, N.; Kadavath, S.; Wang, F.; Dorundo, E.; Desai, R.; Zhu, T.; Parajuli, S.; Guo, M.; et al. 2021a. The many faces of robustness: A critical analysis of out-of-distribution generalization. In *Proceedings of the IEEE/CVF international conference on computer vision*, 8340–8349.
- Hendrycks, D.; Zhao, K.; Basart, S.; Steinhardt, J.; and Song, D. 2021b. Natural adversarial examples. In *Proceedings of the IEEE/CVF conference on computer vision and pattern recognition*, 15262–15271.
- Huang, C.-H. P.; Yi, H.; Höschle, M.; Safroshkin, M.; Alexiadis, T.; Polikovsky, S.; Scharstein, D.; and Black, M. J. 2022. Capturing and Inferring Dense Full-Body Human-Scene Contact. In *Proceedings IEEE/CVF Conf. on Computer Vision and Pattern Recognition (CVPR)*, 13274–13285.
- Huang, D.-A.; Liao, S.; Radhakrishnan, S.; Yin, H.; Molchanov, P.; Yu, Z.; and Kautz, J. 2024. Lita: Language instructed temporal-localization assistant. *arXiv preprint arXiv:2403.19046*.
- Hudson, D. A.; and Manning, C. D. 2019. Gqa: A new dataset for real-world visual reasoning and compositional question answering. In *Proceedings of the IEEE/CVF conference on computer vision and pattern recognition*, 6700–6709.
- Ionescu, C.; Papava, D.; Olaru, V.; and Sminchisescu, C. 2014. Human3.6M: Large Scale Datasets and Predictive Methods for 3D Human Sensing in Natural Environments. *IEEE Transactions on Pattern Analysis and Machine Intelligence*, 36(7): 1325–1339.
- Jiang, Y.-G.; Liu, J.; Roshan Zamir, A.; Toderici, G.; Laptev, I.; Shah, M.; and Sukthankar, R. 2014. THUMOS Challenge: Action Recognition with a Large Number of Classes. <http://crcv.ucf.edu/THUMOS14/>.
- Kanazawa, A.; Zhang, J. Y.; Felsen, P.; and Malik, J. 2019. Learning 3D Human Dynamics from Video. In *Computer Vision and Pattern Recognition (CVPR)*.
- Krause, J.; Stark, M.; Deng, J.; and Fei-Fei, L. 2013. 3d object representations for fine-grained categorization. In *Proceedings of the IEEE international conference on computer vision workshops*, 554–561.
- Krishna, R.; Hata, K.; Ren, F.; Fei-Fei, L.; and Niebles, J. C. 2017. Dense-Captioning Events in Videos. arXiv:1705.00754.
- Krizhevsky, A.; Hinton, G.; et al. 2009. Learning multiple layers of features from tiny images.
- LeCun, Y.; Bottou, L.; Bengio, Y.; and Haffner, P. 1998. Gradient-based learning applied to document recognition. *Proceedings of the IEEE*, 86(11): 2278–2324.
- Lei, J.; Berg, T. L.; and Bansal, M. 2021. Detecting moments and highlights in videos via natural language queries. *Advances in Neural Information Processing Systems*, 34: 11846–11858.
- Li, A.; Thotakuri, M.; Ross, D. A.; Carreira, J.; Vostrikov, A.; and Zisserman, A. 2020. The AVA-Kinetics Localized Human Actions Video Dataset. arXiv:2005.00214.

- Li, K.; He, Y.; Wang, Y.; Li, Y.; Wang, W.; Luo, P.; Wang, Y.; Wang, L.; and Qiao, Y. 2024. VideoChat: Chat-Centric Video Understanding. *arXiv:2305.06355*.
- Li, Y.; Chen, L.; He, R.; Wang, Z.; Wu, G.; and Wang, L. 2021. Multisports: A multi-person video dataset of spatio-temporally localized sports actions. In *Proceedings of the IEEE/CVF International Conference on Computer Vision*, 13536–13545.
- Li, Y.; Du, Y.; Zhou, K.; Wang, J.; Zhao, W. X.; and Wen, J.-R. 2023. Evaluating object hallucination in large vision-language models. *arXiv preprint arXiv:2305.10355*.
- Liberatori, B.; Conti, A.; Rota, P.; Wang, Y.; and Ricci, E. 2024. Test-Time Zero-Shot Temporal Action Localization. In *Proceedings of the IEEE/CVF Conference on Computer Vision and Pattern Recognition (CVPR)*, 18720–18729.
- Lin, J.; Feng, Y.; Liu, W.; and Black, M. J. 2024a. ChatHuman: Language-driven 3D Human Understanding with Retrieval-Augmented Tool Reasoning. *arXiv:2405.04533*.
- Lin, J.; Zeng, A.; Lu, S.; Cai, Y.; Zhang, R.; Wang, H.; and Zhang, L. 2024b. Motion-X: A Large-scale 3D Expressive Whole-body Human Motion Dataset. *arXiv:2307.00818*.
- Lin, J.; Zeng, A.; Wang, H.; Zhang, L.; and Li, Y. 2023. One-Stage 3D Whole-Body Mesh Recovery with Component Aware Transformer. *CVPR*.
- Liu, H.; Li, C.; Wu, Q.; and Lee, Y. J. 2023. Visual Instruction Tuning. In *NeurIPS*.
- Lucas*, T.; Baradel*, F.; Weinzaepfel, P.; and Rogez, G. 2022. PoseGPT: Quantization-based 3D Human Motion Generation and Forecasting. In *European Conference on Computer Vision (ECCV)*.
- Maaz, M.; Rasheed, H.; Khan, S.; and Khan, F. 2024. VideoGPT+: Integrating Image and Video Encoders for Enhanced Video Understanding. *arXiv:2406.09418*.
- Mahmood, N.; Ghorbani, N.; Troje, N. F.; Pons-Moll, G.; and Black, M. J. 2019. AMASS: Archive of Motion Capture as Surface Shapes. In *International Conference on Computer Vision*, 5442–5451.
- Maji, S.; Rahtu, E.; Kannala, J.; Blaschko, M.; and Vedaldi, A. 2013. Fine-grained visual classification of aircraft. *arXiv preprint arXiv:1306.5151*.
- Murray, N.; Marchesotti, L.; and Perronnin, F. 2012. AVA: A large-scale database for aesthetic visual analysis. In *2012 IEEE conference on computer vision and pattern recognition*, 2408–2415. IEEE.
- Nilsback, M.-E.; and Zisserman, A. 2008. Automated flower classification over a large number of classes. In *2008 Sixth Indian conference on computer vision, graphics & image processing*, 722–729. IEEE.
- Oncescu, A.-M.; Henriques, J. F.; Liu, Y.; Zisserman, A.; and Albanie, S. 2021. Queryd: A video dataset with high-quality text and audio narrations. In *ICASSP 2021-2021 IEEE International Conference on Acoustics, Speech and Signal Processing (ICASSP)*, 2265–2269. IEEE.
- Parkhi, O. M.; Vedaldi, A.; Zisserman, A.; and Jawahar, C. 2012. Cats and dogs. In *2012 IEEE conference on computer vision and pattern recognition*, 3498–3505. IEEE.
- Radford, A.; Kim, J. W.; Hallacy, C.; Ramesh, A.; Goh, G.; Agarwal, S.; Sastry, G.; Askell, A.; Mishkin, P.; Clark, J.; et al. 2021. Learning transferable visual models from natural language supervision. In *International conference on machine learning*, 8748–8763. PMLR.
- Recht, B.; Roelofs, R.; Schmidt, L.; and Shankar, V. 2019. Do imagenet classifiers generalize to imagenet? In *International conference on machine learning*, 5389–5400. PMLR.
- Ren, S.; Yao, L.; Li, S.; Sun, X.; and Hou, L. 2024. Timechat: A time-sensitive multimodal large language model for long video understanding. In *Proceedings of the IEEE/CVF Conference on Computer Vision and Pattern Recognition*, 14313–14323.
- Schuhmann, C.; Vencu, R.; Beaumont, R.; Kaczmarczyk, R.; Mullis, C.; Katta, A.; Coombes, T.; Jitsev, J.; and Komatsuzaki, A. 2021. LAION-400M: Open Dataset of CLIP-Filtered 400 Million Image-Text Pairs. *arXiv:2111.02114*.
- Stallkamp, J.; Schlipsing, M.; Salmen, J.; and Igel, C. 2012. Man vs. computer: Benchmarking machine learning algorithms for traffic sign recognition. *Neural networks*, 32: 323–332.
- von Marcard, T.; Henschel, R.; Black, M.; Rosenhahn, B.; and Pons-Moll, G. 2018. Recovering Accurate 3D Human Pose in The Wild Using IMUs and a Moving Camera. In *European Conference on Computer Vision (ECCV)*.
- Wang, H.; Ge, S.; Lipton, Z.; and Xing, E. P. 2019. Learning robust global representations by penalizing local predictive power. *Advances in Neural Information Processing Systems*, 32.
- Wang, Y.; Li, K.; Li, Y.; He, Y.; Huang, B.; Zhao, Z.; Zhang, H.; Xu, J.; Liu, Y.; Wang, Z.; Xing, S.; Chen, G.; Pan, J.; Yu, J.; Wang, Y.; Wang, L.; and Qiao, Y. 2022. InternVideo: General Video Foundation Models via Generative and Discriminative Learning. *arXiv preprint arXiv:2212.03191*.
- Xiao, J.; Hays, J.; Ehinger, K. A.; Oliva, A.; and Torralba, A. 2010. Sun database: Large-scale scene recognition from abbey to zoo. In *2010 IEEE computer society conference on computer vision and pattern recognition*, 3485–3492. IEEE.
- Xiao, J.; Shang, X.; Yao, A.; and Chua, T.-S. 2021. NExT-QA: Next Phase of Question-Answering to Explaining Temporal Actions. In *Proceedings of the IEEE/CVF Conference on Computer Vision and Pattern Recognition (CVPR)*, 9777–9786.
- Yang, Z.; Cai, Z.; Mei, H.; Liu, S.; Chen, Z.; Xiao, W.; Wei, Y.; Qing, Z.; Wei, C.; Dai, B.; Wu, W.; Qian, C.; Lin, D.; Liu, Z.; and Yang, L. 2023. SynBody: Synthetic Dataset with Layered Human Models for 3D Human Perception and Modeling. *arXiv:2303.17368*.
- Yazdian, P. J.; Liu, E.; Cheng, L.; and Lim, A. 2023. MotionScript: Natural Language Descriptions for Expressive 3D Human Motions. *arXiv:2312.12634*.
- Yi, H.; Liang, H.; Liu, Y.; Cao, Q.; Wen, Y.; Bolkart, T.; Tao, D.; and Black, M. J. 2023. Generating Holistic 3D Human Motion from Speech. In *IEEE Conference on Computer Vision and Pattern Recognition (CVPR)*, 469–480.

- Young, P.; Lai, A.; Hodosh, M.; and Hockenmaier, J. 2014. From image descriptions to visual denotations: New similarity metrics for semantic inference over event descriptions. *Transactions of the Association for Computational Linguistics*, 2: 67–78.
- Yu, J.; Wang, Z.; Vasudevan, V.; Yeung, L.; Seyedhosseini, M.; and Wu, Y. 2022. CoCa: Contrastive Captioners are Image-Text Foundation Models. *arXiv:2205.01917*.
- Yu, W.; Yang, Z.; Li, L.; Wang, J.; Lin, K.; Liu, Z.; Wang, X.; and Wang, L. 2023. Mm-vet: Evaluating large multimodal models for integrated capabilities. *arXiv preprint arXiv:2308.02490*.
- Zala, A.; Cho, J.; Kottur, S.; Chen, X.; Oguz, B.; Mehdad, Y.; and Bansal, M. 2023. Hierarchical video-moment retrieval and step-captioning. In *Proceedings of the IEEE/CVF Conference on Computer Vision and Pattern Recognition*, 23056–23065.
- Zhang, B.; Zhang, P.; Dong, X.; Zang, Y.; and Wang, J. 2024. Long-CLIP: Unlocking the Long-Text Capability of CLIP. *arXiv preprint arXiv:2403.15378*.
- Zhang, S.; Ma, Q.; Zhang, Y.; Qian, Z.; Kwon, T.; Pollefeys, M.; Bogo, F.; and Tang, S. 2022. Egobody: Human body shape and motion of interacting people from head-mounted devices. In *European Conference on Computer Vision*, 180–200. Springer.
- Zhou, L.; Xu, C.; and Corso, J. 2018. Towards Automatic Learning of Procedures From Web Instructional Videos. *Proceedings of the AAAI Conference on Artificial Intelligence*, 32(1).