

Automatic Item Generation for Personality Situational Judgment Tests with Large Language Models

Chang-Jin Li¹, Jiyuan Zhang¹, Yun Tang^{2,3}, Jian Li^{1,4}

¹Faculty of Psychology, Beijing Normal University, Beijing, 100875, China

²School of Psychology, Central China Normal University, Wuhan, Hubei, 430079, China

³Key Laboratory of Adolescent Cyberpsychology and Behavior, Ministry of Education, Wuhan, Hubei, 430079, China

⁴Beijing Key Laboratory of Applied Experimental Psychology, Beijing, 100875, China

Author Note

Chang-Jin Li  <https://orcid.org/0000-0003-3089-3965>

Jiyuan Zhang  <https://orcid.org/0009-0004-2125-4533>

Yun Tang  <https://orcid.org/0000-0002-4075-5227>

Jian Li  <https://orcid.org/0000-0002-6521-5956>

Chang-Jin Li and Jiyuan Zhang contributed equally to the current research and should be considered the joint first author.

We have no known conflict of interest to disclose.

Correspondence concerning this article should be addressed to Jian Li, Faculty of Psychology, Beijing Normal University, No. 19, XinJieKouWai St., HaiDian District, Beijing, 100875, China. *E-mail addresses:* jianli@bnu.edu.cn.

Abstract

Personality assessment, particularly through situational judgment tests (SJTs), is a vital tool for psychological research, talent selection, and educational evaluation. This study explores the potential of GPT-4, a state-of-the-art large language model (LLM), to automate the generation of personality situational judgment tests (PSJTs) in Chinese. Traditional SJT development is labor-intensive and prone to biases, while GPT-4 offers a scalable, efficient alternative. Two studies were conducted: Study 1 evaluated the impact of prompt design and temperature settings on content validity, finding that optimized prompts with a temperature of 1.0 produced creative and accurate items. Study 2 assessed the psychometric properties of GPT-4-generated PSJTs, revealing that they demonstrated satisfactory reliability and validity, surpassing the performance of manually developed tests in measuring the Big Five personality traits. This research highlights GPT-4's effectiveness in developing high-quality PSJTs, providing a scalable and innovative method for psychometric test development. These findings expand the possibilities of automatic item generation and the application of LLMs in psychology, and offer practical implications for streamlining test development processes in resource-limited settings.

Keywords: situational judgment test, GPT-4, large language model, automatic item generation, Big Five personality

Automatic Item Generation for Personality Situational Judgment Tests with Large Language Models

Personality assessments are essential across various fields, including recruitment, education, psychological research, and clinical settings. These tools help capture individual differences in traits and behaviors, which can influence life outcomes and professional performance. However, the traditional development of personality tests is time-consuming, resource-intensive, and often susceptible to biases introduced by human item writers (Bejar, 2002; Gierl & Lai, 2012). Given the growing demand for more efficient and scalable assessments, developing automatic methods for test item generation has become a priority.

Automatic item generation (AIG) represents a promising solution to these challenges. By leveraging computational methods to generate test items based on specific frameworks and psychometric principles, AIG can significantly enhance the efficiency and precision of personality assessments (von Davier, 2018; Zickar, 2020). While previous research has applied AIG techniques to Likert-type scales, little attention has been paid to situational judgment tests (SJTs), which require the generation of complex, context-rich scenarios to assess personality traits.

Situational judgment tests offer several advantages over traditional Likert-type self-report scales. They simulate real-world scenarios, requiring respondents to make judgments or decisions in context with more cognitive effort, thus reducing the likelihood of response biases, such as social desirability or deliberate falsification (Hooper et al., 2006; Kasten et al., 2020). Additionally, SJTs can capture the subtler judgment processes by linking specific behaviors to situational factors, offering a more accurate assessment of personality

traits (Olaru et al., 2019). Furthermore, SJTs have less adverse impact on minorities, especially with low cognitive loading and behavioral tendency instructions (Lievens et al., 2008). Despite these advantages, developing SJTs remains a labor-intensive process, the most challenging of which is to ensure that scenarios are both realistic and psychometrically sound.

With the rapid advancement of large language models (LLMs), such as GPT-4, new opportunities have emerged for automating the generation of personality SJTs. LLMs can generate highly contextual and semantically rich text, offering a potential breakthrough in SJT development by producing diverse, complex scenarios with minimal human input. Furthermore, LLMs have demonstrated success in various fields, including healthcare (Jeblick et al., 2024), education (Kasneci et al., 2023), law (Choi et al., 2022), finance (Liu et al., 2021), and scientific research (Van Noorden & Perkel, 2023), making them a natural candidate for psychometric applications.

This research explores the potential of LLMs, particularly GPT-4, in addressing the challenges of developing personality situational judgment tests (PSJTs). The studies focus on three primary goals. Firstly, to evaluate the feasibility of using GPT-4 for generating PSJTs. Secondly, to optimize prompt strategies and parameter settings in GPT-4 to enhance the quality and validity of generated items. Thirdly, to empirically validate the psychometric properties of GPT-4-generated PSJTs (GPSJTs). By addressing these objectives, this research seeks to provide a new paradigm for automatic test development, with potential applications in personality assessment and other psychological and educational testing areas.

Literature Review

Automatic Item Generation

Automatic item generation (AIG) is a technique that has gained increasing attention for its ability to streamline the test development process. Initially proposed in the 1970s, AIG has recently gained wider adoption, primarily due to advancements in computational power and algorithm design (Li & Zhang, 2008). AIG uses specially designed algorithms to generate test items based on specific theoretical frameworks and psychometric principles, ensuring each item is customized to meet defined parameters (Embretson, 2005; Embretson & Yang, 2007). Unlike manually generated test items, which are often time-consuming and resource-intensive, AIG can quickly produce large volumes of items tailored to various test-taker abilities and needs.

One of AIG's key advantages is its capacity to enhance the efficiency and quality of test development. By specifying psychometric properties such as difficulty levels, AIG reduces the need for traditional trial-and-error processes, where poorly performing items are often discarded after pilot testing. Additionally, the automatic process ensures structural validity at the item level, allowing for more precise control over cognitive complexity (Embretson, 2005). This enhances the overall accuracy and reliability of the tests.

However, despite its strengths, traditional AIG approaches like item modeling and cognitive design system approaches have limitations when generating non-cognitive assessments, such as personality tests. The item modeling approaches rely on templates to create new items by replacing irrelevant elements (e.g., names, numbers) while maintaining the item's core structure (Bejar et al., 2002). The cognitive design system approaches

construct items based on mental models, mainly focusing on identifying critical features of task-solving processes (Bejar et al., 2002). While these approaches excel in measuring cognitive functions like mathematics (Gier & Lai, 2015) and spatial reasoning (Arendasy, 2005; Arendasy et al., 2010), where items can be modeled using clear, well-defined rules, they are less suited to generating items for personality assessments, especially situational judgment tests (SJTs) that require more nuanced, context-rich scenarios that capture complex human behaviors and personality traits (Hommel et al., 2022).

Several approaches to AIG have been developed to address these challenges, such as semantic analysis and deep learning approaches. Semantic analysis approaches analyze the syntax and vocabulary of existing items to generate new ones. Nevertheless, these methods rely on template-like frameworks, limiting their ability to create the rich, context-specific items necessary for SJTs (Huang & He, 2016). Deep learning approaches, such as recurrent neural networks (RNNs) or transformer-based models like GPT, promise to overcome these limitations. These models can generate items based on large text corpora, producing more varied and nuanced items (von Davier, 2018). However, even these advanced methods require further refinement, particularly in distinguishing between specific constructs and maintaining the psychometric quality of generated items (Hernandez & Nie, 2023; Hommel et al., 2022).

While AIG has brought significant advancements to cognitive testing, its application in non-cognitive domains like personality assessment remains challenging. Newer approaches, such as deep learning, offer a pathway to more sophisticated item generation, especially for SJTs.

Research on Generating Personality Tests Using Large Language Models

The rapid advancement of large language models (LLMs), such as GPT-2 and GPT-3, has transformed natural language processing tasks like text generation, translation, and summarization, enabled by deep learning techniques and transformer-based architecture. Trained on vast text corpora, LLMs offer significant advantages over traditional AIG methods, particularly in psychometrics. Unlike template-based or cognitively modeled AIG approaches, LLMs excel in generating semantically rich and contextually diverse items, making them ideal for non-cognitive assessments like personality tests. Their ability to capture nuanced language and behavior is especially valuable for creating SJTs that mirror complex interpersonal dynamics and real-world scenarios.

The application of LLMs in personality test generation has shown promising potential. Hommel et al. (2022) demonstrated that GPT-2 could generate items comparable to manually crafted ones, though internal consistency remained a challenge, highlighting the need for further fine-tuning. Hernandez and Nie (2023) improved GPT-2's performance through iterative fine-tuning, achieving high Cronbach's alpha coefficients and maintaining traditional factor structures, though issues with grammatical errors persisted. By contrast, Götz et al. (2024) found that most items generated by a cloned GPT-2 model failed to meet psychometric criteria, emphasizing the limitations of insufficient fine-tuning. Later, research on GPT-3 revealed its superior ability to capture personality nuances, with prompt-based item generation producing favorable psychometric properties (Lee et al., 2023). However, Liu et al. (2023) noted that prompt design critically influenced item diversity, underscoring its importance in achieving valid results.

Despite these advancements, several challenges remain in generating high-quality personality test items using LLMs. One significant issue is the balance between creativity and text quality. While LLMs can generate diverse and context-rich items, they sometimes produce text that lacks the coherence or precision necessary for psychometric assessments. This issue is often linked to the settings of model parameters (e.g., temperature, presence_penalty, top_p, etc.; OpenAI et al., 2024). With strong model performance and proper prompt design, the other parameters have less impact than the temperature parameter, which controls the randomness of the generated text. Higher temperatures lead to more creative outputs and increase the risk of generating nonsensical or inconsistent items. Conversely, lower temperatures produce more conservative and repetitive items, limiting the diversity needed for a robust assessment.

Another critical challenge is ensuring that the items generated by LLMs accurately reflect the intended psychological constructs. Götz et al. (2024) found that although LLMs could generate vast quantities of items, many of these items lacked precise alignment with the underlying constructs, leading to poor psychometric performance. This underscores the importance of refining prompt strategies and model parameters to ensure the generated items are valid and reliable.

To address these challenges, recent research has focused on prompt engineering—carefully designing input prompts to guide LLMs in generating high-quality outputs. By following prompt instructions, LLMs can perform domain-specific tasks for which they have not been specifically trained. They can apply previously learned knowledge to new and diverse contexts, thus enhancing their overall effectiveness and practicality

(Brown et al., 2020). Several prompt strategies (listed in Table 1) have significantly improved model performance.

Table 1

Prompt strategies

No.	Prompt strategy	Source
1	Put the task instructions at the beginning of the prompt and repeat the instructions at the end.	Best Practices, 2024; General Tips, 2024; Liu et al., 2023
2	Describe the context, desired outcome, length, output type or format, style, etc., as specific and detailed as possible.	Best Practices, 2024; General Tips, 2024; Lampinen et al., 2022
3	Break down complex tasks into simpler subtasks.	Arora et al., 2022; Best Practices, 2024; General Tips, 2024; Six Strategies, n.d.
4	Chain of Thought: Guide the model to step-by-step reasoning, e.g., “Let’s think step-by-step.”	Best Practices, 2024; Kojima et al., 2022; Ling et al., 2023; Wei et al., 2022
5	Provide learning examples	Best Practices, 2024; Brex, 2023; Brown et al., 2020
6	Be clear about what to do and avoid vague, negative “what not to do” instructions.	Best Practices, 2024; Six strategies, n.d.; Weng, 2023

No.	Prompt strategy	Source
7	Ask the model to adopt a persona, such as an expert or a master	Six Strategies, n.d.
8	Use clear grammar and formatting, including punctuation, headings, and clear separators such as ### or "", etc.	Best Practices, 2024; Brex, 2023; General Tips, 2024; Six Strategies, n.d.
9	Provide the model with emotional, psychology-based prompts like "This is very important for my job."	Li et al., 2023

The Present Study

Despite advancements in AIG, traditional methods need help to generate nuanced, context-rich items required for SJTs. While LLMs like GPT-2 and GPT-3 offer a promising solution by developing more diverse and sophisticated items, challenges remain, particularly in conceptual relevance and linguistic clarity. For instance, while GPT-2-generated items have been found to mirror traditional test items in terms of factor structure, the presence of grammatical inconsistencies and irrelevant content remains a significant challenge (Götz et al., 2024).

The release of GPT-4 by OpenAI in 2023 marked a major advance in natural language processing, showing significant improvements in text comprehension, generation, and robustness compared to earlier models. Its expanded architecture and diverse training data

enable it to produce more fluent, coherent, and accurate outputs while reducing grammatical errors and irrelevant responses (OpenAI et al., 2024). Although GPT-4 has yet to be directly applied to AIG for SJTs, its enhanced text generation capabilities and understanding of complex psychological concepts indicate strong potential for such applications.

Therefore, this study addresses the gaps in LLM-based AIG by using the state-of-art model, GPT-4, to ensure the content validity of PSJTs. The following hypotheses were thus proposed:

H1: The GPT-4-generated PSJTs (GPSJTs) demonstrate good content validity, comparable to or not inferior to manually-generated PSJTs.

In the application of LLMs, model parameters—particularly temperature—play a crucial role in shaping outputs. By adjusting the temperature setting, users can control the randomness, variability, and creativity of the generated text. A higher temperature increases the likelihood of the model selecting lower-probability words, enhancing the output's creativity and diversity (OpenAI et al., 2024). This increased diversity may allow the generated items to better capture behaviors relevant to the target personality constructs, thus improving content validity. However, if the temperature is set too high (e.g., higher than 1.0), the output may become excessively disorganized and difficult to interpret, ultimately reducing text quality. According to the API reference (n.d.) released by OpenAI, the default temperature parameter value for chat completion is 1.0, within a range of 0 to 2. This led to the following hypothesis:

H2: The highest content validity of the GPSJTs is achieved when the temperature parameter is set to 1.0.

In addition to model performance and parameters, the syntax (e.g., length, whitespace, order of examples) and semantics (e.g., wording, instructions, example selection) of prompts can significantly impact the quality of model outputs (Marvin, Hellen, Jjingo, & Nakatumba-Nabende, 2023). By carefully tailoring prompts to meet specific output requirements, LLMs can apply previously acquired knowledge to new, diverse contexts, enhancing their effectiveness and practical utility (Ling et al., 2024). This approach introduces new possibilities for generating PSJTs. In previous research, the prompt strategy Lee et al. (2023) employed in generating Likert-type personality scales was relatively preliminary. It lacked detailed explanations of construct meanings or precise output requirements and relied too heavily on examples, leading to suboptimal generation outcomes. To address these limitations, the present study seeks to optimize prompt design by incorporating detailed construct definitions, enriching context descriptions, and providing clear task instructions. These enhancements aim to ensure that the generated content is more closely aligned with the requirements of PSJTs. Thus, we proposed the following hypothesis:

H3: The content validity of the GPSJTs generated by the optimized prompt was higher than that of the unoptimized version adapted from Lee et al. (2023).

Previous research has yet to thoroughly examine the stability of psychological scales generated by LLMs using identical prompts and parameters at different times. Given the inherent randomness of LLMs, it is possible that even with identical prompts and parameters, scales generated at other times may vary in both textual content and psychometric properties. For AIG to be practically valuable—particularly at a level where the generated scales can be used directly—it is essential to go beyond validating a single instance. Instead, it is necessary

to assess whether multiple scales, generated under identical prompts and parameters at different times, consistently meet validity standards. Currently, there is a lack of evidence supporting such stability. Ensuring that the same methodology reliably produces equally valid scales across different times and contexts is critical for upholding the scientific rigor and practical applicability of psychometric assessments. To address this gap, we will examine the stability of content validity in GPSJTs. We proposed the following hypothesis:

H4: The GPSJTs using identical prompts and parameters demonstrate stable content validity across different time points, showing no significant differences in content validity at various times.

After validating the feasibility and stability of GPT-4 in automatically generating PSJT items, it is essential to provide empirical evidence that the items generated by GPT-4 can indeed form a fully functional scale, capable of withstanding psychometric evaluation and perform on par with traditional, well-established measurement methods. To this end, we used the optimal prompts and parameter settings for GPT-4 to automatically generate items, developing an SJT to assess the Big Five personality traits. The GPSJT then underwent rigorous psychometric scrutiny. We proposed the following hypotheses:

H5: The reliability of GPSJT is equal to that of manually generated PSJTs.

H6: The GPSJT has good validity.

Study 1: Content Validity and Stability of GPT-4-generated Personality Situational

Judgment Tests

Study 1 utilized GPT-4 to generate an SJT focusing on the self-consciousness facet of the Big Five factor neuroticism (Costa & McCrae, 1995). An expert panel assessed the

content validity of the GPSJT items and the SJT items manually designed by Mussel et al. (2018). Additionally, the study explored the stability of content validity by examining item generation over time while optimizing prompt strategies and temperature settings.

The study involved three comparisons: (1) temperature variations, comparing the content validity of manually-generated PSJT and GPSJT generated at various temperature settings; (2) prompt variations, comparing the content validity of manually-generated items and GPSJT items generated using different prompt strategies; (3) stability validation, comparing the content validity of GPSJT generated at different times using the same prompt strategies and temperature settings.

Participants

The expert panel consisted of eight doctoral students in psychology from Beijing Normal University, Central China Normal University, and Shaanxi Normal University, all of whom were familiar with the development of personality tests and situational judgment tests.

Materials

Personality Situational Judgment Test (Mussel et al., 2018)

The original German version of the test contains 110 items and uses the five facets of the Big Five personality instead of the five factors. The facets involved self-consciousness (from the Big Five factor neuroticism), gregariousness (from extraversion), openness to ideas (from openness to experience), compliance (from agreeableness), and self-discipline (from conscientiousness). Each facet contains 22 items, each offering four options—two representing a higher level of a specific trait (1 point) and two representing a lower level (0 points). In this study, 22 items on self-consciousness were used. One of the items was used as

a scoring example, while the remaining 21 items were randomly divided into three groups, each containing seven items. These groups were labeled as Manually-generated Group 1 (MG1), Manually-generated Group 2 (MG2), and Manually-generated Group 3 (MG3), and were used for subsequent analysis. The original German version of the test was adapted into Chinese following the back-translation procedure with the assistance of AI translation tools and researchers specializing in German.

Personality Situational Judgment Test Generated by GPT-4

Utilizing the GPT-based AI tool, we selected OpenAI's "gpt-4-1106-preview" model to generate PSJT items for the personality facet of self-consciousness. Different temperature settings and prompts were tested to determine the optimal temperature settings and prompt strategies, with seven items generated for each condition.

Temperature Setting. This study tested temperature values of 0.5, 0.7, 0.9, 1.0, 1.1 and 1.5. Lee et al. (2023) used a temperature of 1.0, Götz et al. (2024) used a temperature of 0.9, and Hommel et al. (2022) used temperatures of 0.7, 0.9 and 1.1. To evaluate the effects of extreme temperature settings on item generation, we used temperature values of 0.5 and 1.5. However, during the item generation, a temperature of 1.5 resulted in chaotic outputs, suggesting that very high-temperature settings can lead to incoherent and nonsensical results. This finding is consistent with the research of Götz et al. (2024), which led us to discontinue the use of this parameter setting.

Prompt Strategy. Three versions of prompt strategies were employed. Prompt v0, adapted from the strategy used by Lee et al. (2023) for generating Likert-type personality scales, uses only strategies 1, 5, and 8 from Table 1 and lacks detailed explanations of

construct meanings or precise output requirements. Prompt v1 enhances Prompt v0 by incorporating strategy 2, 4, 7 and 9, guiding GPT-4 to generate more diverse and context-rich items. Prompt v2 incorporated four key improvements—integrating the persona with task objectives, clarifying output requirements, removing redundant behavior descriptions, and optimizing examples—building on Prompt v1 to further enhance content validity. Unless otherwise noted, this study employed Prompt v1 to generate items. The complete content of Prompts v0, v1, and v2 can be found in Appendix A.

Stability. Two sets of test items were generated using the prompt v1 and a temperature of 1.0, with a 10-day interval, to examine the stability of content validity for GPSJTs generated at different time points using identical prompts and temperature settings.

Procedures

The GPT-4-generated items and manually-generated items were randomized and mixed. A panel of eight experts rated the content validity using four indicators. These include the necessity of the situation, the rationality of options, the rationality of scoring and the overall evaluation of the quality of items (Christian et al., 2010; Lee et al., 2023). The instructions first clarified that the items include both manually-generated and GPT-4-generated items. Then, experts were provided a detailed definition of the self-awareness facet of personality. They were subsequently asked to evaluate each item based on four indicators.

- The necessity of the situation: Experts are required to evaluate the extent to which an individual's behavior, as described in the scenario, reflects the level of the target personality traits. The rating scale has three levels: Necessary and useful, which

indicates that the scenario is indispensable or crucial for reflecting the level of the personality traits (scored as 1); Useful but not necessary, which means the scenario is helpful but not essential (scored as 2); Neither necessary nor useful, meaning the scenario does not contribute to reflecting the level of the personality traits (scored as 3). Based on these ratings, the content validity ratio (CVR; Lawshe, 1975) was calculated using the formula $CVR = (n - N/2)/(N/2)$, where N is the total number of experts and n is the number of experts who consider the scenario necessary for reflecting the level of the target personality traits. The CVR ranges from -1 to $+1$, with positive values indicating that more than half of the experts agree that the context of the item is essential and negative values indicating that fewer than half of the experts hold this view. Based on the criteria proposed by Lawshe (1975), a CVR of at least 0.75 is recommended when evaluated by a panel of eight experts.

- The rationality of options: Experts were required to evaluate the rationality of each option. A reasonable option should be realistic and contextually relevant, meaning the behavior described could plausibly occur in the scenario. The rating scale is as follows: 0 for *no options are reasonable*, 1 for *one option is reasonable*, 2 for *two options are reasonable*, 3 for *three options are reasonable*, and 4 for *four options are reasonable*. The score ranges from 0 to 4. The average of the experts' ratings was used as the score of the rationality of options.
- The rationality of scoring: Experts are required to evaluate the rationality of scoring. An accurate scoring should award 1 point for options representing a high level of

the trait and 0 points for options representing a low level of the trait. The rating scale is as follows: 0 for *no options are scored accurately*, 1 for *one option is scored accurately*, 2 for *two options are scored accurately*, 3 for *three options are scored accurately*, and 4 for *four options are scored accurately*. The score ranges from 0 to 4. The average of the experts' ratings was used as the score of the rationality of scoring.

- Overall quality: Experts are required to evaluate whether each item is suitable for directly measuring the target personality traits based on a comprehensive evaluation of its syntactic and linguistic correctness, contextual richness, psychological fidelity, and scoring method. *No* is scored as 0, and *yes* is scored as 1. The sum of the experts' ratings was used as the score of overall quality.

Statistical analysis

The first analysis compared the content validity of GPT-4-generated items using Prompt v1 at different temperature settings (labeled as Temp0.5, Temp0.7, Temp0.9, Temp1.0, and Temp1.1) with items in MG2. A Kruskal-Wallis H test was conducted using SPSS 26 to assess whether there were statistically significant differences between the item groups in terms of the four indicators of content validity. If significant differences were found, Dunn's post hoc tests were performed with the Bonferroni error correction.

The second analysis compared the content validity of GPT-4-generated items using different prompt strategies (labeled as Prompt v0, Prompt v1, and Prompt v2) at a temperature setting of 1.0 with items in MG1 and MG3. The statistical methods and the indicators of content validity were the same as those used in the first analysis.

The third analysis compared the differences between items generated at two time points, which were 10 days apart, using Prompt v1 at a temperature setting of 1.0. Data for time point 1 were from the first analysis mentioned above, and data for time point 2 are from the second analysis. Using SPSS 26, a Mann-Whitney U test was performed to determine whether there were statistically significant differences between the two item groups (labeled as Time1 and Time2) across the four indicators of content validity.

Results

Comparison of content validity across different temperature settings

The differences of content validity among Temp0.5, Temp0.7, Temp0.9, Temp1.0, Temp1.1 and MG2 were examined. According to the results of the Kruskal-Wallis H test, significant differences were found among the groups in terms of the necessity of the situation, the rationality of options, the rationality of scoring, and the overall evaluation of the quality of items. Dunn's post hoc tests with the Bonferroni correction were used to follow-up these findings. Results of the Kruskal-Wallis and Dunn tests are presented in Table 2 and Figure 1. It indicated that the MG2 items consistently scored lower in all four indicators of content validity compared to the GPT-4-generated items. In terms of the necessity of the situation, Temp1.0 and Temp1.1 received higher mean ranks, indicating that higher temperature settings generated context descriptions that were more relevant and necessary to the target traits. However, at a temperature of 1.1, notable option scoring errors occurred, such as three options receiving a score of 1 point or similar statements where one received 1 point and another 0 points. Additionally, there were issues with unclear levels of target traits and poorly

constructed sentences in the options. In contrast, items generated at a temperature of 1.0 performed better overall, achieving the highest mean rank in overall item quality.

Table 2

Mean ranks and Kruskal-Wallis test results across different temperature settings

	Necessity of the situation	Rationality of options	Rationality of scoring	Overall item quality
<i>Mean ranks</i>				
MG2	10.57	7.21	7.79	7.57
Temp0.5	24.36	28.07	28.43	24.14
Temp0.7	18.29	26.36	22.29	21.43
Temp0.9	19.14	20.79	26.00	22.57
Temp1.0	25.43	25.36	26.00	33.14
Temp1.1	31.21	21.21	18.50	20.14
<i>Kruskal-Wallis test statistics</i>				
Chi-Square	12.43	15.82	14.52	16.47
<i>df</i>	5	5	5	5
Asymptotic significance value <i>p</i>	0.029	0.007	0.013	0.006

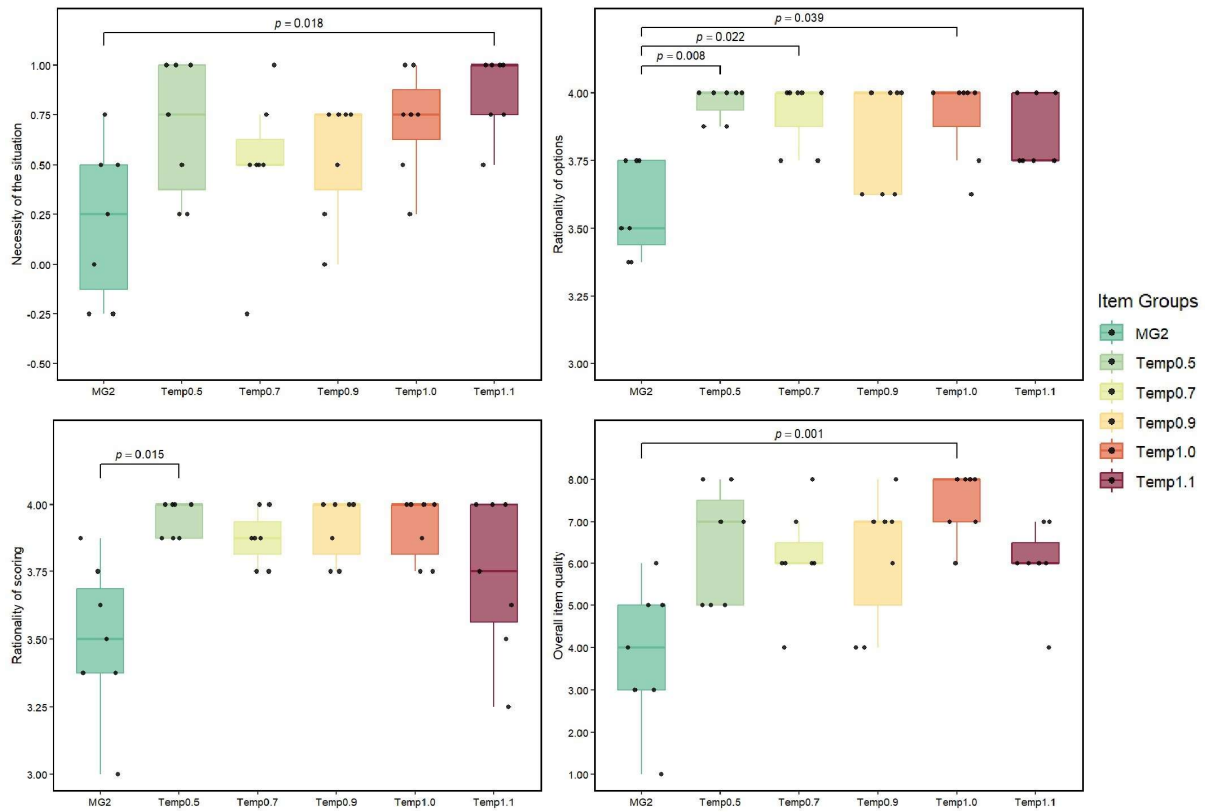


Figure 1

Boxplots and scatter plots of content validity indices across different temperature settings

Comparison of content validity across different prompt strategies

The differences in content validity among Prompt v0, Prompt v1, Prompt v2, MG1 and MG3 were examined. According to the results of the Kruskal-Wallis H test, significant differences were found among the groups in terms of the necessity of the situation and the rationality of options. In contrast, no significant differences were observed in the rationality of scoring and the overall evaluation of the quality of items. Dunn's post hoc tests with the Bonferroni correction were used to follow-up these findings. Results of the Kruskal-Wallis and Dunn tests are presented in Table 3 and Figure 2. Although there were no statistically significant differences between GPT-4-generated and manually generated items, Prompt v1 and Prompt v2 achieved higher mean ranks across all four indicators compared to Prompt v0,

MG1 and MG3. Notably, Prompt v2 had the highest mean rank on three of the indicators, except for the rationality of options.

Table 3

Mean ranks and Kruskal-Wallis test results across different prompt strategies

	Necessity of the situation	Rationality of options	Rationality of scoring	Overall item quality
<i>Mean ranks</i>				
MG1	16.29	13.86	15.07	13.57
MG3	16.50	12.50	14.64	14.07
Prompt v0	9.43	14.07	16.00	15.64
Prompt v1	22.86	26.86	20.21	20.71
Prompt v2	24.93	22.71	24.07	26.00
<i>Kruskal-Wallis test statistics</i>				
Chi-Square	10.49	11.69	4.71	16.47
<i>df</i>	4	4	4	4
Asymptotic significance value <i>p</i>	0.033	0.020	0.318	0.006

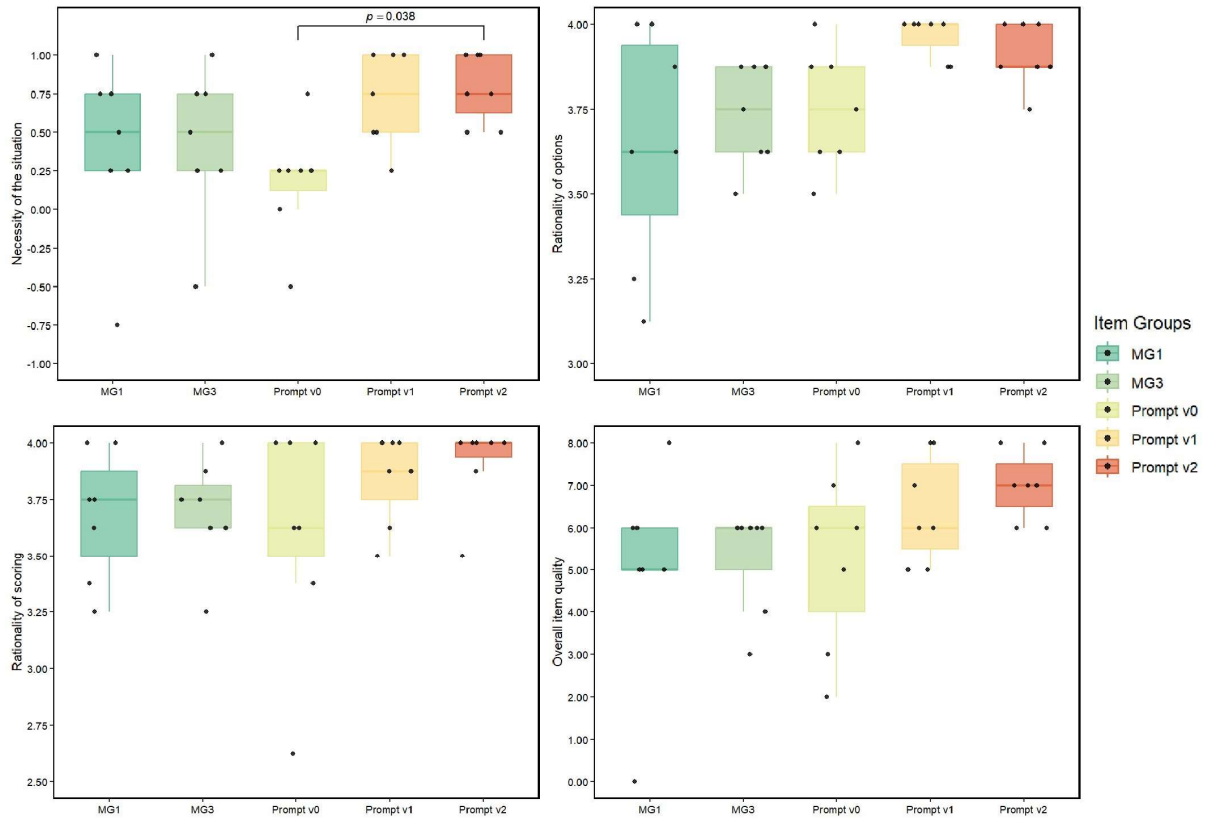


Figure 2

Boxplots and scatter plots of content validity indices across different prompt strategies

Comparison of content validity at different times

The results of the Mann-Whitney U test, presented in Table 4 and Figure 3, indicated no significant differences between the items of Time1 and Time2 across the four indicators: The necessity of the situation, the rationality of options, the rationality of scoring, and the overall evaluation of the quality of items. These findings suggest that the content validity of the items generated using the prompt v1 and a temperature of 1.0 exhibits temporal stability.

Table 4

Mean ranks and Mann-Whitney test results at different times

	Necessity of	Rationality	Rationality	Overall item
--	--------------	-------------	-------------	--------------

	the situation	of options	of scoring	quality
<i>Mean ranks</i>				
Time1	7.43	7.21	8.14	9.14
Time2	7.57	7.79	6.86	5.86
<i>Mann-Whitney test statistics</i>				
Mann-Whitney <i>U</i>	25.00	26.50	20.00	13.00
Standardized test statistic <i>z</i>	0.07	0.32	-0.62	-1.55
Exact significance value <i>p</i>	1.000	0.805	0.620	0.165

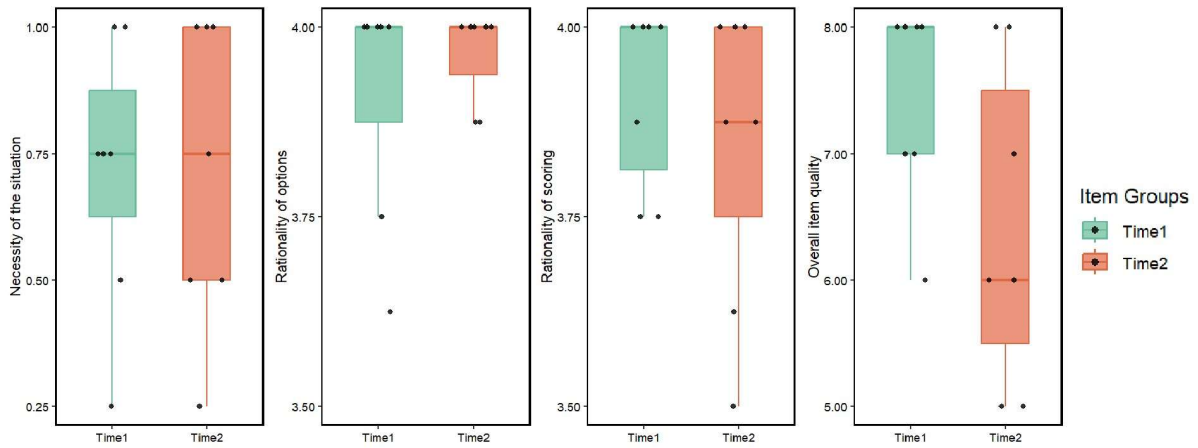


Figure 3

Boxplots and scatter plots of content validity indices at different times

Discussion

Study 1 investigated the effectiveness of GPT-4 in generating PSJTs and provided evidence for the hypotheses. First, GPT-4-generated items demonstrated content validity that surpassed that of manually generated items, thereby supporting H1. Second, items generated at a temperature setting of 1.0 achieved the highest content validity, striking an optimal balance between creativity and text quality. In contrast, higher temperature settings

introduced inaccuracies in option scoring, and excessively high temperatures could produce incoherent and unintelligible output. This finding confirms H2. Third, items generated using optimized prompts (Prompt v1) significantly outperformed those generated with unoptimized prompts (Prompt v0), lending support to H3. Although improvements made in Prompt v2 resulted in minor, non-significant gains, it is noteworthy that the CVR of the necessity of the situation of Prompt v2 reached 0.79, meeting the criteria for good content validity of CVR larger than 0.75 proposed by Lawshe (1975). Finally, no significant differences in content validity were found across items generated at different times, indicating the temporal stability of GPT-4-generated PSJTs and supporting H4.

Study 1 demonstrates that GPT-4, with optimized prompts and temperature settings, is capable of producing PSJTs with content validity comparable to, or surpassing, manually generated PSJTs. These findings validate the potential of GPT-4 as an efficient and reliable tool for AIG. In Study 2, we utilized GPT-4 to generate a comprehensive PSJT that encompasses the five dimensions of the Big Five personality traits. We then empirically validate the psychometric properties of this test, specifically focusing on its reliability and validity.

Study 2: Reliability and Validity of GPT-4-generated Personality Situational Judgment

Tests

This study utilized GPT-4 with the validated optimal settings of Prompt v2 and a temperature of 1.0 to generate a PSJT that covers the five dimensions of the Big Five personality traits. While Study 1 relied on expert evaluations to evaluate the content validity,

Study 2 collected empirical data from the target population to evaluate the psychometric properties of the GPSJT in practice.

Participants

A total of 468 participants were recruited, yielding 443 valid questionnaires (264 females, 59.6%). Among these, 97.5% held a bachelor's degree or higher, and their ages ranged from 18 to 58 years, with a mean age of 28.25 years ($SD = 7.92$).

Among the retained participants, 130 college students (67 females, 51.5%) also completed the criterion measures for criterion validation. Their ages ranged from 18 to 28, with a mean age of 21.12 years ($SD = 1.92$). After two weeks of the first testing, 80 participants (51 females, 63.8%) responded to the invitation and attended the retest for reliability evaluation.

Measures

Personality situational judgment test generated by GPT-4

Using OpenAI's "gpt-4-1106-preview" model, with optimized prompts (Prompt v2) and a temperature of 1.0, a GPSJT was generated to measure five facets of the Big Five personality traits. The five facets are self-consciousness (from neuroticism), gregariousness (from extraversion), openness to ideas (from openness to experience), compliance (from agreeableness), and self-discipline (from conscientiousness). For each facet, eight items were generated, resulting in a total of 40 items. Each item featured four response options, with two options reflecting high levels of the trait scoring 1 point each and the other two representing low levels of the trait scoring 0 points. The score for each facet was determined by calculating the sum of the items.

NEO-PI-R scale

The same five facets were selected from the NEO-PI-R scale (Costa & McCrae, 2008). Each facet consists of eight items, resulting in a total of 40 items. A 5-point Likert scale was utilized for scoring (1 for *strongly disagree* and 5 for *strongly agree*). The Cronbach's α coefficients of the five facets of NEO-PI-R in this study are 0.72 for self-consciousness, 0.88 for gregariousness, 0.85 for openness to ideas, 0.58 for compliance, and 0.89 for self-discipline.

Criterion measures

Five constructs were selected as criteria, all of which have been shown to have significant correlations with one or more dimensions of the Big Five personality traits (e.g., Jones et al., 2011; Paulhus & Williams, 2002; Strauman, 2002). The criterion measures included five items measuring subjective well-being (Diener et al., 1985), five items measuring depression (Norton, 2007), seven items measuring game addiction (Lemmens et al., 2009), four items measuring aggression (Buss and Perry, 1992), and 12 items measuring the Dark Triad personality traits (Jonason & Webster, 2010). A total of 33 items were included, all employing a 5-point Likert scale for scoring (1 for *strongly disagree* and 5 for *strongly agree*). The Cronbach's α coefficients of the criterion measures in this study are 0.84 for subjective well-being, 0.89 for depression, 0.91 for game addiction, 0.63 for aggression, 0.76 for Machiavellianism of Dark Triad personality, 0.74 for psychopathy of Dark Triad personality, and 0.85 for narcissism of Dark Triad personality.

Procedures

Participants were recruited, and questionnaires were distributed through social media and Credemo, a questionnaire platform. Each participant got about 2 US dollars as a reward. They completed three demographic questions, the GPSJT and NEO-PI-R items personality facets (40 items each), and three attention check items designed to detect careless responding. Additionally, 130 participants completed the criterion questionnaire (33 items in total). The inclusion criteria for valid responses included: (1) participants aged between 18 and 60 years; (2) all attention check items answered correctly; and (3) the average response time for each item exceeded 2 seconds. Out of 468 questionnaires collected, 25 participants who failed the attention check were excluded, resulting in a total of 443 valid questionnaires. Two weeks later, 80 participants were recruited from the valid participant group to complete a retest of the GPSJT.

Statistical analysis

Item analysis, reliability analysis (internal consistency, split-half, and test-retest reliability), and validity analysis (convergent, discriminant, and criterion-related validity) were conducted using SPSS 26. A confirmatory factor analysis (CFA) using Mplus 8.3 was conducted for both the GPSJT and the NEO-PI-R. Given that the item scores for both the GPSJT and the NEO-PI-R are ordered-categorical variables, the Robust Weighted Least Squares (WLSMV) estimation techniques was used, as recommended by Flora and Curran (2004).

Results

Item analysis

The item-total correlations were calculated to evaluate the item discrimination under each facet. The GPSJT items for self-consciousness (ranging from 0.21 to 0.57), gregariousness (ranging from 0.39 to 0.67), and openness to ideas (ranging from 0.32 to 0.50) exhibited relatively high discrimination. In contrast, the items for compliance (ranging from 0.17 to 0.33) and self-discipline (ranging from 0.22 to 0.38) showed lower discrimination.

Reliability

The Cronbach's α coefficients were calculated as an indicator of internal consistency reliability (presented in Table 5). The Cronbach's α coefficients of the subscales of GPSJT measuring self-consciousness, gregariousness, and openness to ideas demonstrated acceptable internal consistency. However, the coefficients for compliance and self-discipline fell below the average values of 0.68, which was obtained from a meta-analysis of 271 SJTs by Kasten and Freund (2015). The GPSJT contained eight items per facet, whereas the manually-generated PSJT by Mussel et al. (2018) included 22 items per facet. Despite having fewer items, the Cronbach's α coefficients for all five facets in the GPSJT were equal to or higher than those reported by Mussel et al. (2018).

The odd-even split-half reliability was evaluated using Guttman's coefficient (presented in Table 5). The results demonstrated that the subscales of GPSJT measuring self-consciousness, gregariousness, and openness to ideas exhibited acceptable internal consistency. However, the coefficients of compliance and self-discipline fell below the widely accepted threshold of 0.70.

The intraclass correlation coefficients (ICC) were calculated to assess the test-retest reliability (presented in Table 5). ICC(2,1) is used to measure the absolute agreement of the ratings between test and retest, and ICC(3,1) measures the consistency. We found acceptable ICC(2,1) and ICC(3,1) for the facets of self-consciousness, gregariousness, compliance, and self-discipline. However, the ICC(2,1) and ICC(3,1) for the facet of openness to ideas indicated lower test-retest reliability. Compared with the test-retest reliability of the situational judgment test (.20 ~ .92 with an average of .61, Campion et al., 2014), the test-retest reliability of GPSJT is satisfactory.

Table 5

Internal consistency, split-half, and test-retest reliability of five facets of the GPSJT

GPSJT facet	Internal consistency reliability	Split-half reliability	Test-retest reliability	
	Cronbach's α coefficient	Guttman's coefficient	ICC(2,1)	ICC(3,1)
Self-consciousness (N)	0.75	0.77	0.57	0.58
Gregariousness (E)	0.84	0.84	0.77	0.77
Openness to ideas (O)	0.70	0.74	0.40	0.40
Compliance (A)	0.57	0.55	0.52	0.52
Self-discipline (C)	0.61	0.63	0.65	0.65

Confirmatory factor analysis

The five-factor structure of the GPSJT and the NEO-PI-R was examined using CFA. Model fit indices are presented in Table 6. The model fit indices for the GPSJT were better than those of the NEO-PI-R, particularly in terms of the χ^2/df , RMSEA, CFI and TLI.

Table 6*The model fit indices for the GPSJT and NEO-PI-R*

Measurement	χ^2	<i>df</i>	<i>p</i>	χ^2/df	RMSEA	CFI	TLI	SRMR
GPSJT	968.85	730	< .001	1.33	0.03	0.95	0.95	0.11
NEO-PI-R	1968.58	730	< .001	2.70	0.06	0.94	0.93	0.06

Convergent and discriminant validity

Convergent validity was assessed by calculating the Pearson correlations between the corresponding facets of the GPSJT and NEO-PI-R. Discriminant validity was evaluated by computing the absolute values of the Pearson correlations between different facets of the GPSJT and the NEO-PI-R. The results are shown in Table 7. Correlations between corresponding facets of the GPSJT and NEO-PI-R ranged from 0.36 to 0.68, with a mean of 0.53 (SD = 0.14), showing solid evidence for convergent validity across most facets, with slightly lower validity in the facet of compliance. The average absolute value of the correlations between different facets in the GPSJT was 0.38, and that in the NEO-PI-R was 0.50, indicating that discriminant validity for the GPSJT was superior to that of the NEO-PI-R.

Table 7*The correlation matrix of the facets of GPSJT and NEO-PI-R*

Facet	1	2	3	4	5	6	7	8	9
1 GPSJT self-consciousness									
2 GPSJT gregariousness	-.48***								
3 GPSJT openness to ideas	-.48***	.39***							

Facet	1	2	3	4	5	6	7	8	9
4 GPSJT compliance	-.30***	.33***	.44***						
5 GPSJT self-discipline	-.40***	.32***	.40***	.30***					
6 NEO-PI-R self-consciousness	.68***	-.59***	-.40***	-.33***	-.38***				
7 NEO-PI-R gregariousness	-.53***	.67***	.46***	.39***	.31***	-.66***			
8 NEO-PI-R openness to ideas	-.46***	.57***	.48***	.39***	.33***	-.59***	.60***		
9 NEO-PI-R compliance	-.30***	.32***	.16**	.36***	.21***	-.38***	.36***	.29***	
10 NEO-PI-R self-discipline	-.52***	.49***	.33***	.34***	.44***	-.65***	.54***	.47***	.42***

Note. Numbers in bold indicate the evidence for convergent validity.

*** $p < .001$.

Criterion-related validity

The Pearson correlations between the facets of GPSJT and NEO-PI-R and criteria measures were calculated. The results are shown in Table 8.

Table 8

The Pearson correlations between the facets of GPSJT and NEO-PI-R and criteria measures

Facet	SWB	DE	GA	AG	DT-MA	DT-PA	DT-NA
GPSJT self-consciousness	-.07	.25**	.15	.29**	.17	.07	.11
GPSJT gregariousness	.04	-.23*	-.15	-.11	-.11	-.06	.11
GPSJT openness to ideas	-.11	-.13	-.12	-.08	-.08	-.16	.17
GPSJT compliance	.06	-.28**	-.17	-.16	-.14	-.31***	.05
GPSJT self-discipline	-.04	-.16	-.28**	-.22*	-.24**	-.12	-.15
NEO-PI-R self-consciousness	-.35***	.41***	.34***	.32***	.23**	.06	.22*

Facet	SWB	DE	GA	AG	DT-MA	DT-PA	DT-NA
NEO-PI-R gregariousness	-.03	-.36***	-.10	-.08	-.06	-.16	.17*
NEO-PI-R openness to ideas	.08	-.15	.01	.11	-.02	.01	.03
NEO-PI-R compliance	.13	-.17	-.21*	-.50***	-.27**	-.34***	-.25**
NEO-PI-R self-discipline	.37***	-.38***	-.47***	-.35***	-.33***	-.25**	-.11

Note. SWB = subjective well-being, DE = depression, GA = game addiction, AG = aggression, DT-MA = Machiavellianism of Dark Triad personality, DT-PA = psychopathy of Dark Triad personality, DT-NA = narcissism of Dark Triad personality.

* $p < .05$. ** $p < .01$. *** $p < .001$.

The GPSJT and NEO-PI-R demonstrated consistent directions in the correlations between personality dimensions and external criteria. In the self-consciousness facet, both GPSJT and NEO-PI-R showed significant positive correlations with depression and aggression. In the gregariousness facet, both tests revealed significant negative correlations with depression. In the openness to ideas facet, neither GPSJT nor NEO-PI-R exhibited significant correlations with the external criteria. In the compliance facet, both tests showed significant negative correlations with psychopathy. In the self-discipline facet, both GPSJT and NEO-PI-R demonstrated negative correlations with game addiction, aggression, and Machiavellianism. Although the NEO-PI-R showed higher criterion-related validity, this may be attributable to the shared method of measurement (i.e., Likert-type questionnaires) used for both the NEO-PI-R and the criterion measures.

Discussion

Previous studies have shown that situational judgment tests often face the psychometric problem of poor construct validity (Weekley et al., 2006; Whetzel & McDaniel, 2009). However, in this study, we demonstrated that the GPSJT exhibited satisfactory reliability and validity across multiple psychometric evaluations, thereby supporting H5 and H6. These results indicate that the GPSJT can be considered a valid and reliable psychometric tool, offering psychometric properties comparable to traditional, manually developed assessments.

The differences observed between the GPSJT and the NEO-PI-R may stem from how the two measurement methods influence participants' understanding and responses. The GPSJT, which assesses individual reactions through situational simulations and behavioral choices, may better reflect real-life decision-making and behavioral tendencies, offering a closer approximation of psychological traits in specific contexts (Kwon & Lee, 2020). The GPSJT's ability to predict behavioral outcomes and simulate real-life scenarios highlights its potential as a robust and practical instrument for personality assessment.

General Discussion

This study systematically investigated the potential of using GPT-4, a state-of-the-art large language model, to generate a personality situational judgment test (GPSJT). By optimizing temperature settings and prompt strategies, the model was configured to ensure both effectiveness and stability in automatic item generation. Subsequent analyses thoroughly evaluated the psychometric properties of the GPSJTs. The findings revealed that GPT-4 not

only successfully generated PSJTs that met content validity standards but also matched or exceeded the quality of manually developed tests in several critical aspects.

Enhancing The Efficiency and Quality of Psychological Test Development with Large Language Models

Traditional situational judgment test development is time-consuming and labor-intensive and relies heavily on experts' personal experience, which can introduce bias and inconsistency (Hernandez & Nie, 2023). The application of artificial intelligence to streamline test development holds significant potential for improving both efficiency and quality. This study demonstrated notable advancements in test generation efficiency and quality compared to previous research.

Regarding efficiency, prior studies such as Hernandez and Nie (2023) utilized GPT-2 to generate a large pool of personality items. Nevertheless, the process they implemented was laborious and time-consuming as it needed to be filtered over a million generated items. Similarly, Götz et al. (2024) relied on GPT-2 to generate 1,000 items, from which only 20 met the desired psychometric standards, yielding a 2% success rate. In contrast, the test items generated in the current study have demonstrated solid psychometric properties without requiring extensive manual filtering. This improvement not only reduces the overall time required for test development but also cuts costs, making effective test generation accessible even in resource-limited settings.

In terms of quality, GPT-4 successfully generated a personality situational judgment test in Chinese, overcoming the limitation of previous studies that focused predominantly on English-language tests. The results indicated that the GPSJT demonstrated satisfactory

psychometric properties. These results were comparable to those of manually developed tests, suggesting that GPT-4 can be reliably utilized for future cross-linguistic and cross-cultural test generation.

The Role of Prompts in Advancing Test Development

Prompting has emerged as a crucial interface in human-computer interaction (Qiao et al. 2022), with some experts even highlighting it as a critical skill for the 21st century (Warzel, 2023). While previous studies (e.g., Hommel et al., 2022; Hernandez & Nie, 2023) explored the potential of fine-tuning language models for automatic item generation, the process requires extensive training data, which is often scarce for niche test types like personality situational judgment tests. In response to this limitation, Lee et al. (2023) employed prompt-based techniques instead of fine-tuning with promising psychometric results.

Although crafting effective prompts remains a complex task—leading to the rise of the “Prompt Engineer” profession—the present study optimized prompt strategies and developed a framework specifically tailored for generating PSJTs. The GPSJT generated using this framework exhibited vital linguistic accuracy and contextual richness and demonstrated solid reliability and validity. By including both work and life scenarios, this framework addressed limitations identified by Lee et al. (2023) and offered a more versatile approach to test generation.

Future research can leverage this prompt framework to tailor situational judgment tests to different personality dimensions, task objectives, or contextual constraints. Moreover, given the general applicability of prompts across various large language models, researchers

may implement this framework with other LLMs, thus enhancing its utility across platforms. Should the framework require adaptation for different tasks, it can be modified using the strategies outlined in this study.

Evaluating New Test Development Approaches

A critical aspect of developing new tests is ensuring objective and practical evaluation of their psychometric quality. Traditionally, newly developed tests are often validated against established scales, such as the NEO-PI-R, which are assumed to represent the “truth” of personality traits (Landers & Collmus, 2022). However, this conventional approach may limit the potential of newly developed tests in specific applications.

In this study, the GPSJT showed relatively low convergent validity with the NEO-PI-R on facet compliance. While this might indicate reduced validity for the GPSJT in this particular trait, it could also highlight limitations within the Likert-type scale used for comparison. Relying solely on Likert-type scales as benchmarks can sometimes overlook the distinct advantages of situational judgment tests, which are generally more resistant to biases like social desirability (Kwon & Lee, 2020). SJTs are specifically designed to generate more authentic behavioral responses by making it difficult for test-takers to predict and choose “desirable” answers, thereby offering a more realistic evaluation of personality traits in relevant contexts.

Consequently, future research should adopt more nuanced methods of test evaluation, focusing not only on consistency with traditional scales but also on the practical effectiveness of newly developed tests in predicting behavior, particularly in specific contexts or target populations.

Limitations and Future Research

To enrich the scenarios in the GPSJT, this study designed the prompts to generate content that included both everyday life and workplace situations, which participants found engaging and interesting. However, some participants in the study were undergraduate students, many of whom may lack real-world work experience. This lack of experience could affect their ability to fully understand and assess work-related scenarios, potentially impacting the validity and generalizability of the test results. Therefore, future research should consider incorporating scenarios that are more aligned with the life experience of the target population or broadening the sample selection.

Another potential avenue for future research is extending the GPSJT to cover all Big Five personality dimensions comprehensively. This study focused on five facets of the Big Five personality, demonstrating the feasibility and validity of using large language models to generate PSJTs. Building on this, future research could aim to develop and validate situational judgment tests that encompass all dimensions of the Big Five. By leveraging the generative capabilities of LLMs, researchers can create engaging and contextually diverse items for each personality dimension, leading to the development of comprehensive personality situational judgment tests.

Additionally, future studies could explore customizing situational judgment tests for specific populations or contexts, using large language models to generate scenario-based assessments that are more relatable and engaging for particular groups. Integrating storytelling elements into SJTs may also enhance test validity, engagement, and interaction, providing a more immersive experience (Landers & Collmus, 2022).

Conclusion

This study developed a novel paradigm to automatically generate personality situational judgment tests using a large language model, GPT-4. It examined the feasibility, stability, and validity of this paradigm by comparing it with manually developed tests. Results highlight the potential of large language models in advancing psychological research.

Through systematic optimization, this study established effective prompts and temperature settings specifically tailored for personality situational judgment test development. These optimized settings enable future researchers to significantly reduce the time, cost, and labor involved in generating items, streamlining the test development process.

Finally, the GPT-4-generated personality situational judgment test, encompassing a wide range of life- and work-related scenarios, offers practical value for real-world applications. It can be readily implemented to assist talent selection and personality assessment in workplace or educational contexts, making it a valuable tool for practitioners.

References

API reference. OpenAI developer platform. (n.d.).

<https://platform.openai.com/docs/api-reference/chat>

Arendasy, M. (2005). Automatic generation of Rasch-calibrated items: figural matrices test GEOM and Endless-Loops Test EC. *International Journal of Testing*, 5(3), 197–224.

https://doi.org/10.1207/s15327574ijt0503_2

Arendasy, M. E., Sommer, M., & Gittler, G. (2010). Combining automatic item generation and experimental designs to investigate the contribution of cognitive components to the gender difference in mental rotation. *Intelligence*, 38(5), 506–512.

<https://doi.org/10.1016/j.intell.2010.06.006>

Arora, S., Narayan, A., Chen, M. F., Orr, L., Guha, N., Bhatia, K., Chami, I., Sala, F., & Ré, C. (2022, November 20). *Ask me anything: A simple strategy for prompting language models*. arXiv.org. <https://arxiv.org/abs/2210.02441>

Bejar, I. I. (2002). Generative testing: From conception to implementation. In S. H. Irvine & P. C. Kyllonen (Eds.), *Item generation for test development* (pp. 199–217). Lawrence Erlbaum Associates Publishers.

Bejar, I. I., Lawless, R. R., Morley, M. E., Wagner, M. E., Bennett, R. E., & Revuelta, J. (2002). A feasibility study of on-the-fly item generation in adaptive testing. *ETS Research Report Series*, 2002(2), i-44. <https://doi.org/10.1002/j.2333-8504.2002.tb01890.x>

Best practices for prompt engineering with the OpenAI API. OpenAI Help Center. (2024, October).

<https://help.openai.com/en/articles/6654000-best-practices-for-prompt-engineering-with->

[the-openai-api](#)

Brex. (2023, May 17). *Brex's Prompt Engineering Guide*. GitHub.

<https://github.com/brexhq/prompt-engineering#what-is-a-prompt>

Brown, T., Mann, B., Ryder, N., Subbiah, M., Kaplan, J. D., Dhariwal, P., Neelakantan, A., Shyam, P., Sastry, G., & Askell, A. (2020). Language models are few-shot learners. *Advances in Neural Information Processing Systems*, 33, 1877–1901.

Buss, A. H., & Perry, M. (1992). The aggression questionnaire. *Journal of Personality and Social Psychology*, 63(3), 452–459. <https://doi.org/10.1037/0022-3514.63.3.452>

Campion, M. C., Ployhart, R. E., & MacKenzie, W. I. (2014). The state of research on situational judgment tests: A content analysis and directions for future research. *Human Performance*, 27(4), 283–310. <https://doi.org/10.1080/08959285.2014.929693>

Choi, J. H., Hickman, K. E., Monahan, A. B., & Schwarcz, D. (2022). ChatGPT goes to law school. *Journal of Legal Education*, 71(3), 387–400.

Christian, M. S., Edwards, B. D., & Bradley, J. C. (2010). Situational judgment tests: Constructs assessed and a meta-analysis of their criterion-related validities. *Personnel Psychology*, 63(1), 83–117. <https://doi.org/10.1111/j.1744-6570.2009.01163.x>

Costa Jr., P. T., & McCrae, R. R. (1995). Domains and facets: Hierarchical personality assessment using the revised Neo personality inventory. *Journal of Personality Assessment*, 64(1), 21–50. https://doi.org/10.1207/s15327752jpa6401_2

Costa Jr., P. T., & McCrae, R. R. (2008). The revised NEO personality inventory (NEO-PI-R). In G. J. Boyle, G. Matthews, & D. H. Saklofske (Eds.), *The SAGE Handbook of Personality Theory and Assessment: Personality Measurement and Testing* (Vol. 2, pp.

179–198). SAGE Publications.

Diener, E., Emmons, R. A., Larsen, R. J., & Griffin, S. (1985). The satisfaction with life scale.

Journal of Personality Assessment, 49(1), 71–75.

https://doi.org/10.1207/s15327752jpa4901_13

Embretson, S. E. (2005). Measuring human intelligence with artificial intelligence: Adaptive item generation. In *Cognition and intelligence: Identifying the mechanisms of the mind* (pp. 251–267). Cambridge University Press.

Embretson, S. E., & Yang, X. (2007). Automatic item generation and cognitive psychology. In C. R. Rao & S. Sinharay (Eds.), *Handbook of Statistics: Psychometrics* (Vol. 26, pp. 747–768). Elsevier North Holland.

Flora, D. B., & Curran, P. J. (2004). An empirical evaluation of alternative methods of estimation for confirmatory factor analysis with ordinal data. *Psychological Methods*, 9(4), 466–491. <https://doi.org/10.1037/1082-989x.9.4.466>

General Tips for Designing Prompts. GitHub. (2024, March 6).

<https://github.com/dair-ai/Prompt-Engineering-Guide/blob/main/guides/prompts-intro.md#general-tips-for-designing-prompts>

Gierl, M. J., & Lai, H. (2012). The role of item models in automatic item generation.

International Journal of Testing, 12(3), 273–298.

<https://doi.org/10.1080/15305058.2011.635830>

Gier, M. J., & Lai, H. (2015). Using automated processes to generate test items and their associated solutions and rationales to support formative feedback. *Interaction Design and Architecture(s)*, 25, 9–20. <https://doi.org/10.55612/s-5002-025-001>

Götz, F. M., Maertens, R., Loomba, S., & van der Linden, S. (2024). Let the algorithm speak:

How to use neural networks for automatic item generation in psychological scale development. *Psychological Methods*, 29(3), 494–518.

<https://doi.org/10.1037/met0000540>

Hernandez, I., & Nie, W. (2023). The AI-IP: Minimizing the guesswork of personality scale item development through artificial intelligence. *Personnel Psychology*, 76(4),

1011–1035. <https://doi.org/10.1111/peps.12543>

Hommel, B. E., Wollang, F.-J. M., Kotova, V., Zacher, H., & Schmukle, S. C. (2022).

Transformer-based deep neural language modeling for construct-specific automatic item generation. *Psychometrika*, 87(2), 749–772. <https://doi.org/10.1007/s11336-021-09823-9>

Hooper, A. C., Cullen, M. J., & Sackett, P. R. (2006). Operational Threats to the Use of SJTs:

Faking, Coaching, and Retesting Issues. In J. A. Weekley & R. E. Ployhart (Eds.), *Situational judgment tests: Theory, measurement, and application* (pp. 205–232).

Lawrence Erlbaum Associates Publishers.

Huang, Y. A. N., & He, L. (2016). Automatic generation of short answer questions for reading comprehension assessment. *Natural Language Engineering*, 22(3), 457–489.

<https://doi.org/10.1017/S1351324915000455>

Jeblick, K., Schachtner, B., Dextl, J., Mittermeier, A., Stüber, A. T., Topalis, J., Weber, T., Wesp,

P., Sabel, B. O., Ricke, J., & Ingrisich, M. (2024). Chatgpt makes medicine easy to swallow: An exploratory case study on simplified radiology reports. *European*

Radiology, 34(5), 2817–2825. <https://doi.org/10.1007/s00330-023-10213-1>

Jonason, P. K., & Webster, G. D. (2010). The dirty dozen: a concise measure of the dark triad.

Psychological Assessment, 22(2), 420–432. <https://doi.org/10.1037/a0019265>

Jones, S. E., Miller, J. D., & Lynam, D. R. (2011). Personality, antisocial behavior, and aggression: A meta-analytic review. *Journal of Criminal Justice*, 39(4), 329–337.
<https://doi.org/10.1016/J.JCRIMJUS.2011.03.004>

Kasneci, E., Seßler, K., Küchemann, S., Bannert, M., Dementieva, D., Fischer, F., ... & Kasneci, G. (2023). ChatGPT for good? On opportunities and challenges of large language models for education. *Learning and individual differences*, 103, 102274.
<https://doi.org/10.1016/j.lindif.2023.102274>

Kasten, N., & Freund, P. A. (2015). A meta-analytical multilevel reliability generalization of situational judgment tests (SJTs). *European Journal of Psychological Assessment*, 32(3), 230–240. <https://doi.org/10.1027/1015-5759/a000250>

Kasten, N., Freund, P. A., & Staufenbiel, T. (2020). “Sweet little lies”: An in-depth analysis of faking behavior on situational judgment tests compared to personality questionnaires. *European Journal of Psychological Assessment*, 36(1), 136–148.
<https://doi.org/10.1027/1015-5759/a000479>

Kojima, T., Gu, S. S., Reid, M., Matsuo, Y., & Iwasawa, Y. (2022). Large language models are zero-shot reasoners. *Advances in Neural Information Processing systems*, 35, 22199–22213.

Kwon, E., & Lee, J. (2020). Validation of honesty test using Situational Judgment Test Format. *Korean Journal of Industrial and Organizational Psychology*, 33(4), 545–569.
<https://doi.org/10.24230/kjiop.v33i4.545-569>

Lampinen, A. K., Dasgupta, I., Chan, S. C. Y., Matthewson, K., Tessler, M. H., Creswell, A.,

- McClelland, J. L., Wang, J. X., & Hill, F. (2022, October 10). *Can language models learn from explanations in context?*. arXiv.org. <https://arxiv.org/abs/2204.02329>
- Landers, R. N., & Collmus, A. B. (2022). Gamifying a personality measure by converting it into a story: Convergence, incremental prediction, faking, and reactions. *International Journal of Selection and Assessment*, 30(1), 145–156. <https://doi.org/10.1111/ijsa.12373>
- Lawshe, C. H. (1975). A quantitative approach to content validity. *Personnel Psychology*, 28(4), 563–575. <https://doi.org/10.1111/j.1744-6570.1975.tb01393.x>
- Lee, P., Fyffe, S., Son, M., Jia, Z., & Yao, Z. (2023). A paradigm shift from “human writing” to “machine generation” in personality test development: An application of state-of-the-art natural language processing. *Journal of Business and Psychology*, 38(1), 163–190. <https://doi.org/10.1007/s10869-022-09864-6>
- Lemmens, J. S., Valkenburg, P. M., & Peter, J. (2009). Development and validation of a game addiction scale for adolescents. *Media Psychology*, 12(1), 77–95. <https://doi.org/10.1080/15213260802669458>
- Li, C., Wang, J., Zhang, Y., Zhu, K., Hou, W., Lian, J., Luo, F., Yang, Q., & Xie, X. (2023, November 12). Large language models understand and can be enhanced by emotional stimuli. arXiv.org. <https://arxiv.org/abs/2307.11760>
- Li Z., & Zhang H. (2008). Computerized Automatic Item Generation: An Overview. *Advances in Psychological Science*, 16(2), 348–352.
- Lievens, F., Peeters, H., & Schollaert, E. (2008). Situational judgment tests: A review of recent research. *Personnel Review*, 37(4), 426–441. <https://doi.org/10.1108/00483480810877598>

Ling, C., Zhao, X., Lu, J., Deng, C., Zheng, C., Wang, J., Chowdhury, T., Li, Y., Cui, H., Zhang, X., Zhao, T., Panalkar, A., Mehta, D., Pasquali, S., Cheng, W., Wang, H., Liu, Y., Chen, Z., Chen, H., ... Zhao, L. (2024, March 29). *Domain specialization as the key to make large language models disruptive: A comprehensive survey*. arXiv.org.

<https://arxiv.org/abs/2305.18703>

Liu, Z., Huang, D., Huang, K., Li, Z., & Zhao, J. (2021, January). Finbert: A pre-trained financial language representation model for financial text mining. In *Proceedings of the twenty-ninth international conference on international joint conferences on artificial intelligence* (pp. 4513–4519).

Liu, P., Yuan, W., Fu, J., Jiang, Z., Hayashi, H., & Neubig, G. (2023). Pre-train, prompt, and predict: A systematic survey of prompting methods in natural language processing. *ACM Computing Surveys*, 55(9), 1–35. <https://doi.org/10.1145/3560815>

Marvin, G., Hellen, N., Jjingo, D., & Nakatumba-Nabende, J. (2023, June). Prompt engineering in large language models. In *International conference on data intelligence and cognitive informatics* (pp. 387–402). Springer Nature Singapore.

Mussel, P., Gatzka, T., & Hewig, J. (2018). Situational judgment tests as an alternative measure for personality assessment. *European Journal of Psychological Assessment*, 34(5), 328–335. <https://doi.org/10.1027/1015-5759/a000346>

Norton, P. J. (2007). Depression anxiety and stress scales (DASS-21): Psychometric analysis across four racial groups. *Anxiety, Stress, and Coping*, 20(3), 253–265.

<https://doi.org/10.1080/10615800701309279>

Olaru, G., Burrus, J., MacCann, C., Zaromb, F. M., Wilhelm, O., & Roberts, R. D. (2019).

Situational judgment tests as a method for measuring personality: Development and validity evidence for a test of dependability. *PloS One*, *14*(2). Article e0211884.

<https://doi.org/10.1371/journal.pone.0211884>

OpenAI, Achiam, J., Adler, S., Agarwal, S., Ahmad, L., Akkaya, I., Aleman, F. L., Almeida, D., Altenschmidt, J., Altman, S., Anadkat, S., Avila, R., Babuschkin, I., Balaji, S., Balcom, V., Baltescu, P., Bao, H., Bavarian, M., Belgum, J., ... Zoph, B. (2024, March 4). *GPT-4 technical report*. arXiv.org. <https://doi.org/10.48550/arXiv.2303.08774>

Paulhus, D. L., & Williams, K. M. (2002). The Dark Triad of personality: Narcissism, machiavellianism, and psychopathy. *Journal of Research in Personality*, *36*(6), 556–563. [https://doi.org/10.1016/s0092-6566\(02\)00505-6](https://doi.org/10.1016/s0092-6566(02)00505-6)

Qiao, S., Ou, Y., Zhang, N., Chen, X., Yao, Y., Deng, S., Tan, C., Huang, F., & Chen, H. (2023, September 18). *Reasoning with language model prompting: A survey*. arXiv.org. <https://arxiv.org/abs/2212.09597>

Six strategies for getting better results. OpenAI developer platform. (n.d.).

<https://platform.openai.com/docs/guides/prompt-engineering/six-strategies-for-getting-better-results>

Strauman, T. J. (2002). Self-regulation and depression. *Self and Identity*, *1*(2), 151–157. <https://doi.org/10.1080/152988602317319339>

Van Noorden, R., & Perkel, J. M. (2023). AI and science: What 1,600 researchers think. *Nature*, *621*(7980), 672–675. <https://doi.org/10.1038/d41586-023-02980-0>.

von Davier, M. (2018). Automated item generation with recurrent neural networks. *Psychometrika*, *83*(4), 847–857. <https://doi.org/10.1007/s11336-018-9608-y>

- Warzel, C. (2023, April 25). *The most important job skill of this century*. The Atlantic.
<https://www.theatlantic.com/technology/archive/2023/02/openai-text-models-google-search-engine-bard-chatbot-chatgpt-prompt-writing/672991/>
- Weekley, J. A., Ployhart, R. E., & Holtz, B. C. (2006). On the development of situational judgment tests: Issues in item development, scaling, and scoring. In J. A. Weekley & R. E. Ployhart (Eds.), *Situational judgment tests: Theory, measurement, and application* (pp. 157–182). Lawrence Erlbaum Associates Publishers.
- Wei, J., Wang, X., Schuurmans, D., Bosma, M., Xia, F., Chi, E., Le, Q. V., & Zhou, D. (2022). Chain-of-thought prompting elicits reasoning in large language models. *Advances in Neural Information Processing Systems*, 35, 24824–24837.
- Weng, L. (2023, March 15). Prompt engineering. Lil'Log.
<https://lilianweng.github.io/posts/2023-03-15-prompt-engineering>
- Whetzel, D. L., & McDaniel, M. A. (2009). Situational judgment tests: An overview of current research. *Human Resource Management Review*, 19(3), 188–202.
<https://doi.org/10.1016/j.hrmr.2009.03.007>
- Zickar, M. J. (2020). Measurement development and evaluation. *Annual Review of Organizational Psychology and Organizational Behavior*, 7(1), 213–232.
<https://doi.org/10.1146/annurev-orgpsych-012119-044957>

Appendix A

Table A1

Prompt v0

Chinese original version	English translated version	No. of Prompt strategies in Table 1
我需要根据给定的特质生成人格情境判断测验。以下是示例：	I need to generate a personality situational judgment test based on a given trait. Here is the example:	1
###	###	
特质：self-consciousness (from neuroticism) 自我意识	Trait: self-consciousness (from neuroticism)	
情境一：你坐在一个几乎满员的电影院某排中间的位置。电影开始不久后，你意识到你走错了影厅，坐在了错误的电影院中。你会怎么做？	Scenario 1: You are seated in the middle of one of the rows of a nearly full movie theater. Shortly after the movie starts, you realize you've entered the wrong screening room and are sitting in the wrong one. What would you do?	5, 8
A.我不会换影厅，因为让半排人在电影放映时站起来让我，会让我感到不舒服。	A. I wouldn't switch screening rooms because asking half the row to stand up during the movie would make me feel uncomfortable.	
B.我会坐到电影结束，因为	B. I would stay until the movie ends because I'd feel embarrassed if others saw me leaving during the screening.	

Chinese original version	English translated version	No. of Prompt strategies in Table 1
如果其他人看到我在放映期间离开，我会感到尴尬。	C. I would get up and go to the correct screening room.	
C.我站起来，去另一个电影厅。	D. I would watch the beginning of the movie and then decide whether to switch to the correct	
D.我会观看电影的开头，然后决定是否换一个影厅。	screening room. Scoring: A: 1 point; B: 1 point; C: 0 points; D: 0	
计分：A: 1 分； B: 1 分； C: 0 分； D: 0 分。	points. ###	
###		
特质： self-consciousness (from neuroticism) 自我意识	Trait: self-consciousness (from neuroticism)	
情境二：	Scenario 2:	
情境三：	Scenario 3:	
情境四：	Scenario 4:	
情境五：	Scenario 5:	
情境六：	Scenario 6:	
情境七：	Scenario 7:	
情境八：	Scenario 8:	

Table A2*Prompt v1*

Chinese original version	English translated version	No. of Prompt strategies in Table 1
请你继续生成至情境九以 测量以下特质水平	Please continue generating up to Scenario 9 to measure the level of the following trait.	1
具体而言:	Specifically:	3
1.角色定位: 请你作为一名 心理测量专家	1. Role Positioning: Please act as a psychometrics expert.	7
2.测量维度: self-consciousness (from neuroticism) 自我意识, 这 个方面衡量了个体倾向于 感到害羞、尴尬以及对他人 观点的敏感性。在这个方面 得分较高通常表明个体具 有更高水平的自我意识和 对基于自我感知以及他们 认为别人如何看待他们的 负面情绪的潜在敏感性。	Measurement Dimension: Self-consciousness (from neuroticism)—This facet measures an individual's tendency to feel shy, embarrassed, and sensitive to others' viewpoints. Higher scores in this facet typically indicate greater self-awareness and potential sensitivity to negative emotions based on self-perception and how they believe others perceive them.	2

Chinese original version	English translated version	No. of Prompt strategies in Table 1
3.行为描述:	3. Behavior Descriptions:	
在和别人打交道的时候,我经常担心自己会犯错误	When interacting with others, I often worry about making mistakes.	
当我和大家一起的时候,我总能意识到自己的存在	When I am with a group, I am always aware of my presence.	
有的时候我感到特别羞愧,羞愧得都想躲起来	Sometimes, I feel extremely ashamed, to the point where I want to hide.	
人们取笑我,拿我开心,我会感到尴尬	When people make fun of me or joke about me, I feel embarrassed.	2
我经常感到自己不如别人	I often feel inferior to others.	
我的老板或者其他的领导在场,我会很不自在	When my boss or other leaders are around, I feel very uncomfortable.	
如果我对某人做错了事情,我几乎不能再面对他们	If I've done something wrong to someone, I can hardly face them again.	
当我认识的人做了蠢事的时候,我会为他们感到尴尬	When someone I know does something foolish, I feel embarrassed for them.	
4.输出要求:	4. Output Requirements:	
(1) 情境设置: 描述要具体, 生活和工作场景都有,	(1) Context Setting: The description should be specific, involving both life and work scenarios,	2

Chinese original version	English translated version	No. of Prompt strategies in Table 1
与行为描述相结合，情境描述丰富多样化，以“你会怎么做？”结尾；	and combined with behavior descriptions. The situational description should be rich and diverse, ending with “What would you do?”	
(2) 选项：A.B 代表该特质的高水平，得 1 分；C.D 代表该特质的低水平，得 0 分；	(2) Options: option A and B represent high levels of this trait, scoring 1 point; option C and D represent low levels of this trait, scoring 0 points.	
(3) 风格：语言流畅，符合中文语言规范和语法规则，符合心理学范式	(3) Style: The language should be fluent, conform to the linguistic norms and grammar rules of Chinese, and align with psychological paradigms.	
5. 示例	5. Examples:	
###	###	
情境一：你坐在一个几乎满员的电影院中间。电影开始后不久，你发现你弄错了影厅，看错了电影。你会怎么做？	Scenario 1: You are seated in the middle of one of the rows of a nearly full movie theater. Shortly after the movie starts, you realize you’ve entered the wrong screening room and are sitting in the wrong one. What would you do?	
A. 我不会换影厅，因为让半排在电影放映时站起来，	A. I wouldn’t switch screening rooms because asking half the row to stand up during the movie	5, 8

Chinese original version	English translated version	No. of Prompt strategies in Table 1
会让我感到不舒服	would make me feel uncomfortable.	
B.我会坐到电影结束, 因为如果其他人看到我在放映期间离开, 我会感到尴尬	B. I would stay until the movie ends because I'd feel embarrassed if others saw me leaving during the screening.	
C.我会站起来, 去另一个影厅	C. I would get up and go to the correct screening room.	
D.我会观看电影的开头, 然后决定是否换一个影厅	D. I would watch the beginning of the movie and then decide whether to switch to the correct screening room.	
计分: A: 1分; B: 1分; C: 0分; D: 0分。	Scoring: A: 1 point; B: 1 point; C: 0 points; D: 0 points.	
情境二: 你在部门同事面前做报告。当你讲话时, 你注意到两位女同事突然开始笑并交头接耳。你会怎么做?	Scenario 2: You are giving a presentation in front of your department colleagues. While you are speaking, you notice two female colleagues suddenly start laughing and whispering to each other. What would you do?	
A.我会思考自己是否说了什么好笑的事, 并低头检查我的衣服是否无可挑剔	A. I would wonder if I said something funny and look down to check to check if my clothes are	

Chinese original version	English translated version	No. of Prompt strategies in Table 1
B.我会被打乱思路，不得不	impeccable.	
查看我的笔记	B. I would lose my train of thought and have to	
C.我会继续进行我的报告	check my notes.	
D.我会短暂停顿，以询问两	C. I would continue with my presentation.	
位女同事内容上是否有说	D. I would pause briefly and ask the two female	
的不清楚或不易理解的	colleagues if anything was unclear or hard to	
方	understand in my presentation.	
计分：A: 1 分；B: 1 分；C:	Scoring: A: 1 point; B: 1 point; C: 0 points; D: 0	
0 分；D: 0 分。	points.	
###	###	
6.让我们逐步思考，编制题		
目后，请说明（1）你为什	6. Let's think through this step by step. After	
么这么编制，（2）每个选	generating the questions, please explain: (1) Why	
项的理想得分是什么；（3）	you constructed them this way; (2) What the ideal	
为什么你会认为这个选项	score for each option should be; (3) Why you	
应该得这个分数。	believe this option should receive this score.	
你的工作对我的研究很重	Your work is very important to my research!	
要！		
以上，请你继续生成至情境	Based on the above, please continue generating up	
		1

Chinese original version	English translated version	No. of Prompt strategies in Table 1
九以测量以上特质水平。	to Scenario 9 to measure the level of the above trait.	

Table A3

Prompt v2

Chinese original version	English translated version	No. of Prompt strategies in Table 1
请你继续生成至情境九以测量【自我意识】水平。	Please continue generating up to Scenario 9 to measure the level of self-consciousness .	1
【自我意识】是指个体倾向于感到害羞、尴尬以及对他人观点的敏感性。该特质属于神经质的一个维度，较高的分数通常表明更高水平的自我意识和对基于自我感知以及他们认为别人如何看待他们的负面情绪的潜在敏感性。	Self-consciousness measures an individual's tendency to feel shy, embarrassed, and sensitive to others' viewpoints. This trait is a facet of neuroticism, with higher scores typically indicating greater self-awareness and potential sensitivity to negative emotions based on self-perception and how they believe others perceive them.	2
具体要求如下：	The specific requirements are as follows:	3
1.角色和任务目标: 请你作	1. Role and Task Objective: Please act as a	7, 2

Chinese original version	English translated version	No. of Prompt strategies in Table 1
<p>为一名心理测量专家，专注于设计能反映【自我意识】水平的情境，使其适用于日常生活或常见工作场所环境。</p>	<p>psychometrics expert, focusing on designing scenarios that reflect the level of self-consciousness, making them applicable to everyday life or common workplace environments.</p>	
<p>2.限制条件：</p> <p>(1) 情境描述需详细、多样化，且紧密相关于【自我意识】；</p> <p>(2) 情境结束时以“你会怎么做？”作为提问；</p> <p>(3) 每个情境提供四个选项，选项应该具有现实性和情境相关性，其中两个反映高水平的自我意识（评分为1），两个反映低水平的自我意识（评分为0）；</p> <p>(4) 使用流利且语法正确的中文，遵循心理学范式。</p>	<p>2. Constraints:</p> <p>(1) The scenario descriptions must be detailed, diverse, and closely related to self-consciousness.</p> <p>(2) The scenarios should end with the question “What would you do?”</p> <p>(3) Each scenario should provide four options, which should be realistic and contextually relevant. Two options should reflect a high level of self-consciousness (scoring 1), and two should reflect a low level of self-consciousness (scoring 0).</p> <p>(4) The language should be fluent, conform to the linguistic norms and grammar rules of Chinese, and align with psychological paradigms.</p>	2, 3, 6

Chinese original version	English translated version	No. of Prompt strategies in Table 1
3.示例	3. Examples:	
###	###	
<p>情境一：你和一个朋友坐在电车上。在一个站台，一位有魅力的女士上了车并经过你们。这时，你的朋友向她吹口哨。那位女士恼怒地转过身并看着你。你会怎么做？</p>	<p>Scenario 1: You are sitting on a tram with a friend. At a stop, an attractive lady boards and walks past you. At that moment, your friend whistles at her. The lady turns around in annoyance and looks at you. What would you do?</p> <p>A. I would look away awkwardly to avoid eye contact.</p>	
<p>A.我会尴尬地望向一旁，避免眼神接触</p> <p>B.我会尴尬地望向一旁，事后告诉我的朋友，我认为他的行为相当愚蠢</p>	<p>B. I would look away in embarrassment and tell my friend afterwards that I thought his behavior was rather stupid.</p> <p>C. I would compliment her.</p> <p>D. I would laugh and point at my friend.</p>	5, 8
C.我会赞美她	Scoring: A: 1 point; B: 1 point; C: 0 points; D: 0	
<p>D.我笑了，并用手指指向我的朋友</p>	points.	
<p>计分：A: 1 分；B: 1 分；C: 0 分；D: 0 分。</p>	<p>Scenario 2: You are giving a presentation in front of your department colleagues. While you are</p>	

Chinese original version	English translated version	No. of Prompt strategies in Table 1
<p>情境二：你在部门同事面前做报告。当你讲话时，你注意到两位女同事突然开始笑并交头接耳。你会怎么做？</p>	<p>speaking, you notice two female colleagues suddenly start laughing and whispering to each other. What would you do?</p> <p>A. I would wonder if I said something funny and look down to check to check if my clothes are impeccable.</p>	
<p>A.我会思考自己是否说了什么好笑的事，并低头检查我的衣服是否无可挑剔</p>	<p>B. I would lose my train of thought and have to check my notes.</p> <p>C. I would continue with my presentation.</p>	
<p>B.我会被打乱思路，不得不查看我的笔记</p>	<p>D. I would pause briefly and ask the two female colleagues if anything was unclear or hard to understand in my presentation.</p>	
<p>C.我会继续进行我的报告</p>	<p>Scoring: A: 1 point; B: 1 point; C: 0 points; D: 0 points.</p>	
<p>D.我会短暂停顿，以询问两位女同事内容上是否有说不清楚或不易理解的地方</p>	<p>###</p>	
<p>计分：A: 1 分； B: 1 分； C: 0 分； D: 0 分。</p>	<p>###</p>	

Chinese original version	English translated version	No. of Prompt strategies in Table 1
<p>4.让我们逐步思考，编制题目后，请解释每个选项的场景设计和评分背后的基本原理，并将它们与【自我意识】的特征联系起来。</p> <p>你的工作对我的研究很重要！</p>	<p>4. Let's think through this step by step. After generating the questions, please explain the basic principles behind the scenario design and scoring for each option, and relate them to the characteristics of self-consciousness.</p> <p>Your work is very important to my research!</p>	4, 9
<p>以上，请根据上述要求和示例，继续生成至情境九。</p>	<p>Based on the above requirements and examples, please continue generating up to Scenario 9.</p>	1