

Segment-Level Diffusion: A Framework for Controllable Long-Form Generation with Diffusion Language Models

Xiaochen Zhu, Georgi Karadzhov, Chenxi Whitehouse, Andreas Vlachos

University of Cambridge

{xz479, gmk34, cj507, av308}@cam.ac.uk

Abstract

Diffusion models have shown promise in text generation but often struggle with generating long, coherent, and contextually accurate text. Token-level diffusion overlooks word-order dependencies and enforces short output windows, while passage-level diffusion struggles with learning robust representation for long-form text. To address these challenges, we propose Segment-Level Diffusion (SLD), a framework that enhances diffusion-based text generation through text segmentation, robust representation training with adversarial and contrastive learning, and improved latent-space guidance. By segmenting long-form outputs into separate latent representations and decoding them with an autoregressive decoder, SLD simplifies diffusion predictions and improves scalability. Experiments on XSum, ROCStories, DialogSum, and DeliData demonstrate that SLD achieves competitive or superior performance in fluency, coherence, and contextual compatibility across automatic and human evaluation metrics comparing with other diffusion and autoregressive baselines. Ablation studies further validate the effectiveness of our segmentation and representation learning strategies.

1 Introduction

Transformer-based autoregressive (AR) language models have become the prevailing standard in natural language generation (Vaswani et al., 2017; Zhao et al., 2023). However, the nature of next-token prediction inherently makes them prone to error propagation and incorrect handling of long-term dependency, while also complicating controllable generation (He et al., 2021; Wu et al., 2018).

Diffusion models, which are non-autoregressive (NAR) generative models widely successful in image and video generation, have also shown promise in text generation (Ho et al., 2020; Radford et al., 2021; Singer et al., 2023). Li et al. (2022) pioneered the application of diffusion models to discrete text generation by predicting continuous word

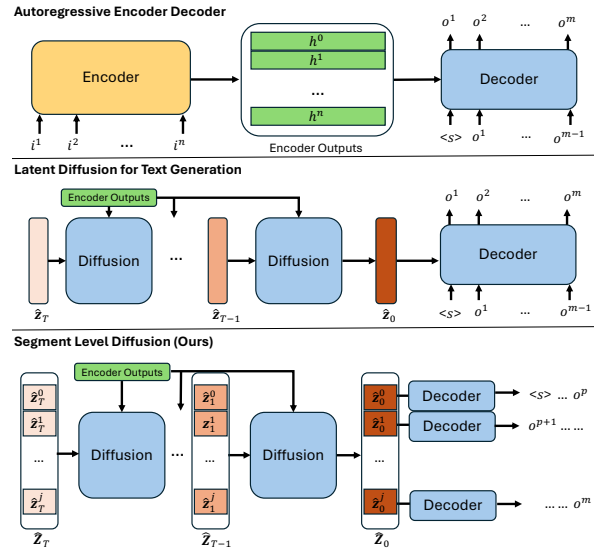


Figure 1: Comparison of AR models (top), latent diffusion (middle), and our segment-level diffusion (bottom). Unlike latent diffusion, which de-noises a single latent representation, our method splits outputs and representation into segments for parallel autoregressive decoding, improving text quality and controllability.

embeddings. Building on this work, Lin et al. (2023) introduced GENIE, a pre-trained diffusion language model that enhances semantic understanding through continuous paragraph-level de-noising. These approaches fall into token-level diffusion, as they directly generate word embeddings. In contrast, Lovelace et al. (2023) proposed latent diffusion for text generation (LD4LG), encoding text into latent representations, applying diffusion to high-level semantic structures, and decoding them into text using an AR decoder. Chen and Yang (2023) leveraged diffusion models for controllable dialogue generation, operating on high-level discourse representations to enable precise control over semantically rich dialogue structures, such as dialogue actions.

However, existing diffusion language models face challenges in generating long, fluent, and co-

herent text. Token-level diffusion requires pre-training with larger output windows to handle longer texts, which increases computational cost, or relies on time-consuming iterative diffusion sampling. Additionally, it ignores word-order dependencies, often resulting in ungrammatical or incoherent output. Generating longer latent representations for passages with multiple sentences is also more complex, as learning a smooth latent distribution is challenging (Vahdat et al., 2021; Zhang et al., 2023), which can lead to abrupt meaning changes in the decoded text, as predicted latent representations are highly sensitive to small noise.

To address these limitations, we propose a novel approach for diffusion-based text generation, Segment-Level Diffusion (SLD), illustrated in Figure 1. Inspired by the concept of image patches (Ding et al., 2023), we use a diffusion model to perform high-level semantics and structural planning, generating a latent representation for each segment (*e.g.*, sentences in paragraphs, utterances in dialogues), instead of handling long texts with a single latent representation. Then, an AR decoder decodes predicted representations to texts. To enhance the quality of the generated text, we integrate adversarial training (Miyato et al., 2017) and contrastive learning (Gao et al., 2021) to smooth the latent representation distribution and optimize the AR decoder with respect to the diffusion process. Additionally, we incorporate extra loss signals from both decoding and latent space reconstruction to further strengthen control, improving coherence and fidelity in text generation.

We compare our SLD model against three diffusion models, GENIE (Lin et al., 2023), LD4LG (Lovell et al., 2023), Diffuse-CG (Chen and Yang, 2023), and an autoregressive baseline, Flan-T5 (Chung et al., 2024), across multiple tasks. The evaluation includes summarization (XSum, Narayan et al. 2018), title-to-story generation (ROCStories, Mostafazadeh et al. 2016), summary-to-dialogue generation (DialogSum, Chen et al. 2021), and multiparty decision-making dialogue generation (DeliData, Karadzhov et al. 2023). Evaluation by both automatic and human metrics indicates that SLD generates text that is more coherent and fluent, better aligns with the provided input, and produces outputs that more closely match ground-truth distributions.

2 Related Work

Token-Level Diffusion Li et al. (2022) adapted diffusion models for discrete text generation by operating in the continuous space of learned word embeddings. The architecture iteratively de-noises sampled Gaussian noise into a sequence of word vectors. A rounding method is then applied to map predicted embeddings into the nearest learned embeddings. Extending this work, Gong et al. (2023) applied token-level diffusion to sequence-to-sequence generation tasks. Lin et al. (2023) further advanced this approach by incorporating pre-training, which enhanced semantic and syntactic coherence by training diffusion decoders to reconstruct clean text from corrupted embeddings in a paragraph. These models achieve sequence-to-sequence generation using encoded text as classifier-free guidance (Ho and Salimans, 2022).

However, token-level diffusion has notable limitations: the NAR generation process ignores word order dependencies, often resulting in text that lacks grammatical correctness and fluency. Furthermore, the fixed output shape constrains the generation of longer texts, making it computationally expensive and inefficient for shorter outputs as unused capacity is wasted.

Passage-Level Diffusion Lovell et al. (2023) built on the concept of latent space diffusion (Rombach et al., 2022) by compressing and predicting texts using high-level semantic representations for output texts in the latent space, rather than directly predicting fine-grained token representations. Such compression is beneficial for both performance and efficiency, as it provides a length-independent representation and removes information not needed for diffusion prediction, in contrast to representations from traditional language encoders. A separate AR decoder is employed to ensure the fluency of the generated text.

However, this approach primarily focuses on short text generation, as learning robust latent representations for long passages remains challenging, and it is crucial to ensure the smoothness of the learned distribution for high-quality generation (Vahdat et al., 2021). Without proper regularization, the learned distribution may be susceptible to abrupt semantic changes even from small perturbations, increasing the difficulty of the prediction of the diffusion model. Although Zhang et al. (2023) proposed techniques to improve the distributional

smoothness of latent representations, the correspondence between latent representations and specific components of the generated text remains unclear. This ambiguity complicates fine-grained guidance and limits control over the generation process.

These limitations result in existing token- and passage-level diffusion models struggling to generate long and coherent text. Despite their ability to generate outputs up to 64 tokens in length, they were primarily evaluated on tasks involving short text generation (*e.g.*, QQP paraphrasing, XSum summarization) with outputs typically around or below 30 tokens (Gong et al., 2023; Sharma et al., 2019; Yi et al., 2024; Li et al., 2023).

3 Segment-Level Diffusion

To address the challenges faced by diffusion language models in controllable long-form generation, we propose a novel approach, Segment-Level Diffusion (SLD), which consists of three key improvements: (1) text generation in segments, (2) robust latent representation and decoder learning, and (3) strengthened guidance in high-dimensional latent spaces. In this section, we provide an overview of the language generation process using diffusion models in latent space, as depicted in Figure 1, followed by our improvements, with a detailed overview of SLD in Figure 2.

3.1 Formulation

Given an input text sequence $\mathbf{i} = \{i^1, i^2, \dots, i^n\}$ consisting of n tokens and an output sequence $\mathbf{o} = \{o^1, o^2, \dots, o^m\}$ consisting of m tokens, we model the conditional probability $p(\mathbf{o}|\mathbf{i})$ using a learnable diffusion model $R(\cdot; \theta_R)$. We follow Lovelace et al. (2024) by introducing additional encoding and decoding components to convert texts into continuous latent representations $\mathbf{z} \in \mathbb{R}^{k \times h_{rep}}$. The diffusion model operates on continuous latent variables \mathbf{z} across T time steps, modelled as a Markov chain (Sohl-Dickstein et al., 2015; Ho et al., 2020; Song and Ermon, 2020), which consists of two processes: a backward process for inference and a forward process for training.

Inference The backward process generates the latent representation of the estimated output text $\hat{\mathbf{o}}$ by iteratively removing noise from an initial noisy sample. Starting with a variable $\hat{\mathbf{z}}_T \sim \mathcal{N}(\hat{\mathbf{z}}_T; \mathbf{0}, \mathbf{I})$, the diffusion model with parameters θ_R predicts the de-noised variable $\hat{\mathbf{z}}_{t-1}$ at each time step t as

follows:

$$p(\hat{\mathbf{z}}_{t-1}|\hat{\mathbf{z}}_t; \theta_R) = \mathcal{N}(\hat{\mathbf{z}}_{t-1}; \boldsymbol{\mu}_{\theta_R}^{t-1}, \boldsymbol{\sigma}_{\theta_R}^{t-1}) \quad (1)$$

where $\boldsymbol{\mu}_{\theta_R}$ and $\boldsymbol{\sigma}_{\theta_R}$ are predicted mean and variance. For simplicity, we denote the sampled estimated representation as $\hat{\mathbf{z}}_{t-1}$ using a function $R(\cdot; \theta_R)$, typically a transformer (Peebles and Xie, 2023), conditions on the input sequence \mathbf{i} with a separate frozen language encoder $Enc_{ctx}(\cdot; \theta_{ctx})$ using classifier-free guidance as below.

$$\hat{\mathbf{z}}_{t-1} = R(\hat{\mathbf{z}}_t, t, Enc_{ctx}(\mathbf{i}; \theta_{ctx}); \theta_R) \quad (2)$$

The model keeps refining the noisy sample $\hat{\mathbf{z}}_T$ with respect to the input sequence \mathbf{i} to recover $\hat{\mathbf{z}}_0$ which will be converted to text. The predicted latent representation $\hat{\mathbf{z}}_0$ is passed to a function parameterised by θ_g , which reconstructs it to match the input dimensions of an AR decoder with parameters θ_{dec} for decoding:

$$g(\hat{\mathbf{z}}_0; \theta_g) \in \mathbb{R}^{m \times h_{lm}}, \hat{\mathbf{o}} = Dec(g(\hat{\mathbf{z}}_0; \theta_g); \theta_{dec}). \quad (3)$$

Training The diffusion model $R(\cdot; \theta_R)$ is trained by minimizing a regression loss to predict the noise added during the forward process. In the forward process, an original representation \mathbf{z}_0 of encoded \mathbf{o} from a sampled observation $(\mathbf{i}, \mathbf{o}) \sim \mathcal{D}$ is gradually corrupted into Gaussian noise over T time steps. The encoding process consists of an encoder with parameters θ_{enc} that encodes the output texts:

$$Enc(\mathbf{o}; \theta_{enc}) \in \mathbb{R}^{m \times h_{lm}} \quad (4)$$

and a compression function with parameters θ_f that projects encoder outputs into a length-independent latent space using:

$$\mathbf{z} = f(Enc(\mathbf{o}; \theta_{enc}); \theta_f) \in \mathbb{R}^{k \times h_{rep}} \quad (5)$$

Here, we reduce the dimension of encoder outputs to a fixed-length representation with $k \leq m$ and $h_{rep} \ll h_{lm}$. The corruption is modelled as:

$$q(\mathbf{z}_t|\mathbf{z}_{t-1}) = \mathcal{N}(\mathbf{z}_t; \sqrt{1 - \beta_t}\mathbf{z}_{t-1}, \beta_t\mathbf{I}) \quad (6)$$

where β_t controls the variance of the added noise at each step. The objective is to minimize the distance between the predicted representation $\hat{\mathbf{z}}_t$ and the true posterior \mathbf{z}_t which is computed in closed form by sampling from the forward process.

$$\mathcal{L}(\theta_R) = \sum_{t=1}^T \mathbb{E}_{q(\mathbf{z}_t|\mathbf{z}_0)} \|\hat{\mathbf{z}}_t - \mathbf{z}_t\|_2^2 \quad (7)$$

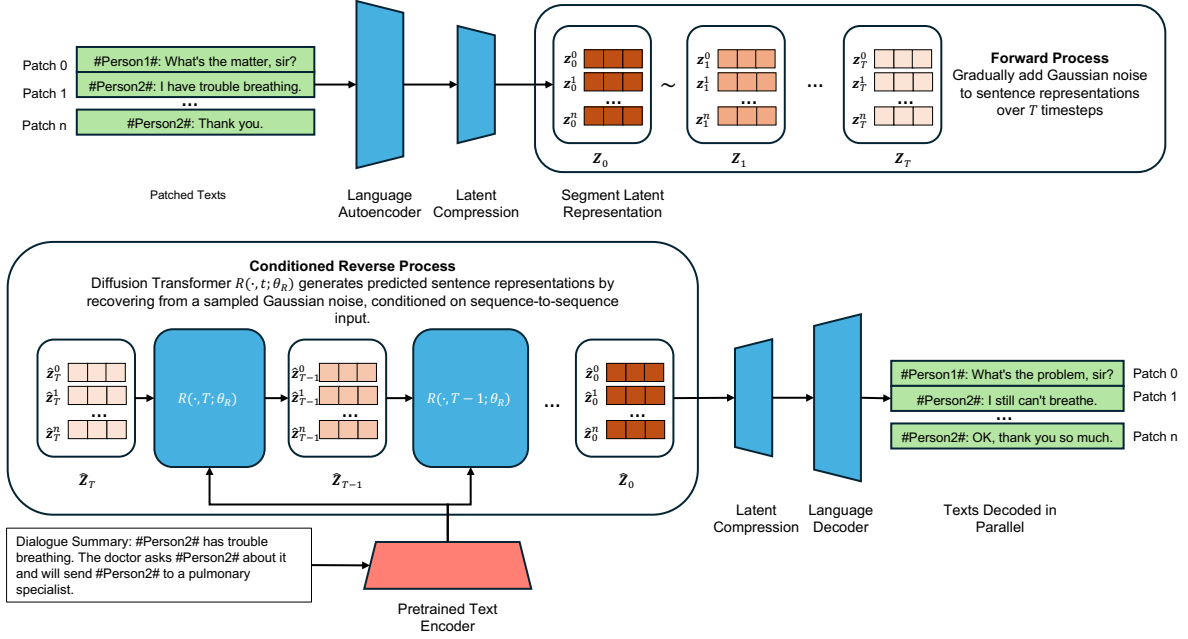


Figure 2: The diffusion process in SLD. During the forward process, output utterances are segmented, encoded, and projected into compact latent representations with positional encoding to preserve alignment. During inference, a pre-trained language encoder processes input, guiding the diffusion transformer in the backward process. Reconstructed latent representations are decoded in parallel into segments that compose the output.

The loss above trains the model to iteratively reverse the corruption applied during the forward process, enabling high-quality data generation in the backward process.

3.2 Segmented Text Generation

Inspired by the concept of image patches (Ding et al., 2023), our approach divides long outputs into smaller segments, such as sentences or dialogue utterances, rather than projecting the entire output into a single latent space representation. This segmentation effectively reduces the size and complexity of each latent representation, simplifying diffusion predictions and enabling greater flexibility for scaling, allowing the model to handle long-form text more efficiently. Formally, we construct $\mathbf{P} = \{\mathbf{p}^1, \dots, \mathbf{p}^j\}$, where each \mathbf{p}^j corresponds to a non-overlapping contiguous segment of tokens in \mathbf{o} . This process yields a set of latent representations $\mathbf{Z} = \{\mathbf{z}^1, \dots, \mathbf{z}^j\}$, establishing a one-to-one correspondence between each utterance (patch) and its respective latent representation.

3.3 Learning Latent Representations for Robust Decoding

As mentioned earlier, performing diffusion in latent space for text generation requires learnable components for encoding, compression, reconstruction, and decoding. To train these components,

a straightforward approach is to use the loss incurred during decoding $\hat{\mathbf{p}} = Dec(g(\mathbf{z}; \theta_g); \theta_{dec})$, where $\mathbf{z} = Enc(f(\mathbf{p}; \theta_f); \theta_{enc})$, for a patch of text $\mathbf{p} = \{o_1, \dots, o_p\}$. We denote the parameters collectively as $\theta_{in} = \{\theta_{enc}, \theta_f\}$ for the encoding and compression, $\theta_{out} = \{\theta_g, \theta_{dec}\}$ for reconstruction and decoding, and $\theta_{rep} = \theta_{in} \cup \theta_{out}$ for latent representation parameters. The parameters are trained using the standard cross-entropy loss as below.

$$\mathcal{L}_{cnv}(\theta_{rep}) = - \sum_{l=1}^p \log p(o_l | o_{<l}, \mathbf{p}; \theta_{rep}) \quad (8)$$

However, learning a robust latent representation is non-trivial. Zhang et al. (2023) highlighted that a good latent representation should ensure low latent-to-text conversion error and smoothness in the latent distribution. Small perturbations to the latent representation should not significantly affect decoding, while textual segments with similar meanings should be distributed relatively close together in the latent space. To achieve this, we augment the cross-entropy loss with contrastive learning and adversarial training as regularization techniques.

Contrastive Representation Learning In our framework, we operate in latent spaces for patches of text \mathbf{p} , which are relatively short compared to the paragraphs in Zhang et al. (2023). This allows us to easily obtain meaningful positive examples (e.g.,

paraphrases) \mathbf{p}^+ and negative examples (e.g., out-of-domain text) \mathbf{p}^- for contrastive learning (Gao et al., 2021). During training, we derive online representations \mathbf{z} , \mathbf{z}^+ , and \mathbf{z}^- for these patches and employ the following contrastive loss, where τ is the temperature parameter and $\text{sim}(\cdot)$ is a similarity function (e.g., cosine similarity):

$$\mathcal{L}_{\text{cst}}(\theta_{in}) = -\log \frac{e^{\text{sim}(\mathbf{z}, \mathbf{z}^+)/\tau}}{e^{\text{sim}(\mathbf{z}, \mathbf{z}^+)/\tau} + e^{\text{sim}(\mathbf{z}, \mathbf{z}^-)/\tau}} \quad (9)$$

Noise for Decoding Robustness To make the decoding process less sensitive to noise in latent representations, and optimise the decoder with respect to the outputs of the diffusion model instead of the encoding process, we introduce noise into both the input text and latent representations during training. Specifically, we apply the following two noise injection strategies with small probabilities.

First, inspired by Zhang et al. (2023), we substitute a small portion of the original input text $\tilde{\mathbf{p}} = \text{sub}(\mathbf{p})$ with uniformly randomly sampled tokens from the model’s vocabulary, requiring the model to exhibit a certain level of error tolerance.

Second, we add adversarial noise to the latent representations \mathbf{z} . Extending Miyato et al. (2017)’s adversarial noise approach, we define ϵ_{adv} as the noise norm. The adversarial noise \mathbf{r}_{adv} is computed as the normalized negative gradient of the loss:

$$\mathbf{r}_{adv} = -\frac{\epsilon_{adv} \mathbf{g}}{\|\mathbf{g}\|_2}, \text{ where} \quad (10)$$

$$\mathbf{g} = \nabla_{\mathbf{p}} \sum_{l=1}^p \log p(o_l | o_{<l}; \hat{\theta}_{out}) \quad (11)$$

and $p(\cdot; \hat{\theta}_{out})$ is modelled with $\hat{\theta}_{out}$ as a frozen copy of the parameters. This approach simulates the “worst-case” noise scenario, training the model’s reconstruction and decoding network to recover sequences under adversarial conditions with the following loss:

$$\mathcal{L}_{adv}(\theta_{out}) = -\sum_{l=1}^p \log p(o_l | o_{<l}, \mathbf{z} + \mathbf{r}_{adv}; \theta_{out}). \quad (12)$$

Combining all three losses, the loss function for representation learning is defined as:

$$\mathcal{L}_{\text{rep}}(\theta_{rep}) = \frac{1}{N} \sum_{\mathbf{P}} (\mathcal{L}_{\text{cnv}}(\theta_{rep}) + \lambda_1 \mathcal{L}_{\text{cst}}(\theta_{in}) + \lambda_2 \mathcal{L}_{adv}(\theta_{out})) \quad (13)$$

where N is the size of the mini-batch, and λ_1, λ_2 are hyperparameters controlling the contribution of contrastive and adversarial losses.

3.4 Diffusion for Semantic Planning

We use the diffusion model as a segment-level semantic planner that leverages learned segment representations to plan and generate meaningful passages consisting of a sequence of segments. We truncate or pad patched texts to n segments using a special empty segment embedding.

Given a context \mathbf{i} and collated output texts segments \mathbf{P} , we derive the corrupted latent representation of patches $\mathbf{Z}_t \in \mathbb{R}^{n \times k \times h_{rep}}$ at time t . Positional encoding is applied to the flattened representation with respect to $n \times k$. A transformer-based model is used for de-noising, defined as:

$$\hat{\mathbf{Z}}_{t-1} = R(\mathbf{Z}_t, t, \text{Enc}_{ctx}(\mathbf{i}; \theta_{ctx}); \theta_R), \quad (14)$$

where $\text{Enc}_{ctx}(\cdot; \theta_{ctx})$ is an independent pre-trained language encoder with parameters typically frozen, serving as the cross-attention target for the transformer de-noiser, enabling conditioning in classifier-free guidance. We define the input-output de-noising loss as:

$$\mathcal{L}_{\text{noise}}(\theta_R) = \mathbb{E}_{\mathbf{P}, \mathbf{i}, t} \left\| \hat{\mathbf{Z}}_{t-1} - \mathbf{Z}_{t-1} \right\|_2^2. \quad (15)$$

To strengthen the guidance and ensure fluency in the final decoded text, we add post-diffusion training strategy, which incorporates loss signals from the reconstruction and decoding processes. This strategy effectively teaches the diffusion model how to use $g(\cdot; \theta_g)$ and $\text{Dec}(\cdot; \theta_{dec})$, further enhancing the quality of the generated text. Similar to Zhang et al. (2024)’s pixel level guidance, we freeze the reconstruction and decoding parameters and define the additional objectives for θ_R as follows :

$$\mathcal{L}_{\text{rec}}(\theta_R) = \mathbb{E}_{\mathbf{P}, \mathbf{i}, t} \left\| g(\hat{\mathbf{Z}}_t; \theta_g) - g(\mathbf{Z}_t; \theta_g) \right\|_2^2, \quad (16)$$

$$\mathcal{L}_{\text{dec}}(\theta_R) = \mathbb{E}_{\mathbf{P}, \mathbf{i}, t} \left[-\sum_{l=1}^p \log p(o_l | o_{<l}, \hat{\mathbf{Z}}; \theta_{dec}) \right]. \quad (17)$$

Combining these losses with hyperparameters λ_3 and λ_4 as weighting factors, we define the final loss function as below.

$$\mathcal{L}_{\text{diff}}(\theta_R) = \mathcal{L}_{\text{noise}}(\theta_R) + \lambda_3 \mathcal{L}_{\text{rec}}(\theta_R) + \lambda_4 \mathcal{L}_{\text{dec}}(\theta_R) \quad (18)$$

Detailed training pipeline of the entire model is outlined in Appendix as Algorithm 1.

4 Evaluation

4.1 Datasets and Baselines

We evaluate our implementation on datasets with an increasing number of utterances to assess its performance across various tasks. We start with the XSum dataset (Narayan et al., 2018), consisting of BBC news articles paired with concise, one-sentence summaries, to compare our model against baseline short-form diffusion models. We then scale up to longer outputs using the ROCStories dataset (Mostafazadeh et al., 2016) for title-to-story generation, and the DialogSum dataset (Chen et al., 2021) for summary-to-dialogue generation. These datasets allow us to evaluate the model’s capability for long-form generation. Additionally, we test our model on dialogue continuations simulated with DeliData (Karadzhov et al., 2023). DeliData consists of multi-party problem-solving dialogues where participants propose solutions which they revise and are scored for their correctness. By comparing the predicted user score trajectories against the ground truth and identifying hallucinations, we analyse the effectiveness of applying control to the model’s generation.

We compare our model against a range of baselines. Specifically, we use LD4LG (Lovelace et al., 2023) as the diffusion baseline and Flan-T5 Large (Chung et al., 2024) as the autoregressive baseline. For the XSum dataset, we also compare against the token-level diffusion model GENIE (Lin et al., 2023). For the DialogSum dataset, we include comparisons with the dialogue-level diffusion model Diffuse-CG (Chen and Yang, 2023).

4.2 Evaluation Metrics

We use ROUGE as the primary evaluation metric to assess the quality and similarity of generated text with respect to the gold output. While ROUGE provides a baseline for lexical overlap, we acknowledge its limitations in capturing semantic fidelity, coherence, and conversational nuances, particularly in controlled long-form generation. To address this, we extend human evaluation guidelines from Clark et al. (2023), assessing repetition, fluency, coherence, compatibility (ROCStories/DialogSum), and hallucination (DeliData):

- **Repetition:** Check for repetitive tokens or utterances that affect meaning.
- **Fluency/Grammar:** Assess grammatical correctness and fluency.

- **Coherence:** Evaluate logical flow and naturalness of interactions.
- **Compatibility:** Ensure alignment with the story title/dialogue summary.
- **Hallucination:** Detect impossible choices or non-existent participants.

Human scores range from 0 to 3, with higher scores indicating better performance. Details and examples are in Appendix C. Following the evaluation metrics in the literature, we also evaluate the perplexity of generated text using GPT-2 Large (Radford et al., 2019) as teacher model, and record the average length of generated texts.

4.3 Implementation Details

We build upon the backbone design of Latent Diffusion for Language Generation (LD4LG) proposed by Lovelace et al. (2023), using Flan-T5 Base (Chung et al., 2024) to initialize our encoder and decoder. We incorporate the Perceiver Resampler (Alayrac et al., 2022) as the compression and reconstruction unit and employ a pre-LayerNorm transformer as the de-noising model (Vaswani et al., 2017). For contrastive learning targets, we use Llama-3-8B-Instruct (Llama Team, 2024) to generate paraphrases for each text segment. For XSum, we sampled out-of-domain (OOD) texts from Movie-Dic (Banchs, 2012) dataset as hard negative targets. For other datasets, we sample from CNN/Daily Mail (See et al., 2017).

5 Results

We present the results of our model against the baselines on XSum, ROCStories, DialogSum and DeliData in Table 1. For shorter texts (<50 tokens), in XSum and ROCStories, our model demonstrates on-par performance compared with other baselines. For longer generations, in DialogSum and DeliData, our model shows better overall performance, especially in repetition, fluency and compatibility.

XSum: SLD achieves competitive performance compared to other methods. While Flan-T5 achieves the highest ROUGE-1, ROUGE-2, and ROUGE-L scores, SLD provides a comparable ROUGE-L score of 27.77 while maintaining a length close to the gold reference. Importantly, the results indicate the importance of an AR decoder. For Flan-T5, LD4LG and our SLD that models $p(o_l | o_{<l}, \mathbf{i})$, they have a substantially higher fluency score than GENIE which uses diffusion models to decode token level embeddings directly, mod-

XSum							
Models	ROUGE-1	ROUGE-2	ROUGE-L	Length	PPL	Fluency*	
Gold	N/A	N/A	N/A	21.25	22.93	2.98	
Flan-T5	44.31	20.44	35.76	19.25	18.02	2.85	
GENIE	36.14	12.63	28.37	20.39	145.37	1.78	
LD4LG	32.96	11.70	26.74	20.43	44.33	2.83	
SLD	34.24	12.38	27.77	21.27	46.09	2.78	
ROCStories							
Models	ROUGE-L	Length	PPL	Repetition (mean, var)	Fluency (mean, var)	Coherence (mean, var)	Compatibility (mean, var)
Gold	N/A	42.53	20.99	2.93, 0.08	2.87, 0.16	2.86, 0.17	2.74, 0.34
Flan-T5	16.46	32.40	9.14	2.41, 0.82	2.62, 0.59	2.33, 0.78	2.07, 0.83
LD4LG	16.57	36.56	65.32	2.14, 1.26	1.78, 1.02	1.54, 0.92	1.79, 1.17
SLD	16.13	40.70	43.67	2.45, 0.89	2.41, 0.83	2.10, 0.88	2.42, 0.88
DialogSum							
Models	ROUGE-L	Length	PPL	Repetition (mean, var)	Fluency (mean, var)	Coherence (mean, var)	Compatibility (mean, var)
Gold	N/A	117.32	9.68	2.95, 0.07	2.86, 0.14	2.91, 0.11	2.92, 0.11
Flan-T5	26.34	131.92	3.78	1.83, 0.82	2.60, 0.55	2.07, 0.64	2.27, 0.60
LD4LG	20.90	81.28	43.82	1.93, 1.32	1.43, 0.84	1.39, 0.90	1.61, 1.16
SLD	27.97	113.92	16.39	2.80, 0.23	2.83, 0.17	2.40, 0.45	2.57, 0.37
Diffuse-CG**	27.57	84.23	68.45	N/A	N/A	N/A	N/A
DeliData							
Models	ROUGE-L	Length	PPL	Repetition (mean, var)	Fluency (mean, var)	Coherence (mean, var)	Hallucination (mean, var)
Gold	N/A	53.04	13.42	2.60, 0.46	2.66, 0.42	2.55, 0.47	2.85, 0.29
Flan-T5	25.83	234.35	9.79	2.27, 0.50	2.59, 0.39	2.30, 0.43	2.48, 0.52
LD4LG	21.14	68.08	51.10	2.52, 0.89	2.06, 0.80	1.78, 0.71	1.63, 0.87
SLD	30.51	71.61	13.41	2.50, 0.54	2.60, 0.34	2.30, 0.47	2.48, 0.55

Table 1: Comparison of results on the XSum, ROCStories, DialogSum, and DeliData datasets. Fluency* for XSum is calculated using the oracle model; details are provided in Appendix C. Results for Diffusion-CG** are directly taken from Chen and Yang (2023).

elling $p(o|i)$.

ROC: SLD shows strengths in human evaluation metrics. While Flan-T5 achieves the best PPL, SLD outperforms all baselines in repetition and compatibility. Additionally, SLD demonstrates competitive fluency and coherence. These results highlight SLD’s ability to produce logically consistent and contextually accurate stories.

DialogSum: SLD achieves the highest ROUGE-L score, surpassing all baselines for summary-to-dialogue generation. Furthermore, SLD outperforms all baselines in repetition, fluency, coherence, and compatibility. These results demonstrate the model’s ability to generate accurate and fluent dialogues while preserving logical and semantic coherence. Additionally, SLD maintains output lengths close to the gold reference, showcasing its adaptability to diverse dialogue structures.

DeliData: SLD achieves the highest ROUGE-L

score and excels in fluency, maintaining competitive coherence and hallucination scores compared to Flan-T5. Analysis of generated dialogue shows that SLD better aligns with user score trajectory distributions, as depicted in details in Appendix D. These results highlight SLD’s robustness in generating plausible and contextually appropriate dialogue, even in complex multi-party scenarios.

Overall, SLD improves across datasets and evaluation metrics, particularly in long-form and contextually accurate text generation. While Flan-T5 excels in automatic metrics like perplexity, it suffers from catastrophic repetition after fine-tuning. LD4LG faces challenges with coherence and fluency in longer texts, as its latent representations are susceptible to abrupt semantic shifts, evidenced by high variance in human evaluation metrics. In contrast, SLD consistently achieves better human evaluation scores, particularly in fluency, coherence, and compatibility,

6 Analysis

We further analyse the impact of our representation learning methods and text segmentation through additional ablation studies. Our approach demonstrates faster convergence in latent representation learning, compared to other models. Moreover, our method improves the decoding process during the de-noising stage of diffusion predictions.

Representation to Text To assess representation learning, we tested various autoencoder-decoder configurations using BLEU (Papineni et al., 2002) to compare input text with recovered text after encoding. Using DialogSum utterances as segments, we evaluated LD4LG, ML-Planner, and SLD with and without contrastive learning. For consistency, segments were limited to 64 tokens, represented in a latent space of 32×64 . An LD4LG baseline with longer dialogues (up to 512 tokens) and latent dimensions of 256×64 was also included.

Figure 3 shows that ML-Planner failed to converge within five epochs, while LD4LG achieved a BLEU score of 1.00, indicating perfect recovery. However, LD4LG’s performance degraded when scaled to longer texts, highlighting limitations in generalization. Without contrastive learning, our model occasionally corrupted words, altering meaning. Incorporating contrastive learning enabled meaningful paraphrases instead of semantic corruption, as demonstrated in Table 2, emphasizing its role in enhancing representation quality.

Decoding after De-noising We further investigated how latent representations behave under perturbations to evaluate their robustness during the de-noising process. We randomly selected 100 sentences from the ROC dataset, along with their paraphrases and OOD sentences sampled from the CNN/Daily Mail dataset. We visualized a 2D PCA projection of learned representations, detailed in Appendix B. Without contrastive learning, the representations of original sentences and OOD sentences showed significant overlap, increasing the risk of abrupt semantic changes during decoding. In contrast, representations learned with contrastive training were better clustered and distinct, providing improved robustness for diffusion predictions.

To further validate, we sampled the de-noise trajectory of a test sentence and analysed the decoded text along the trajectory. Representations trained with both contrastive learning and adversarial training produced text that was more robust to

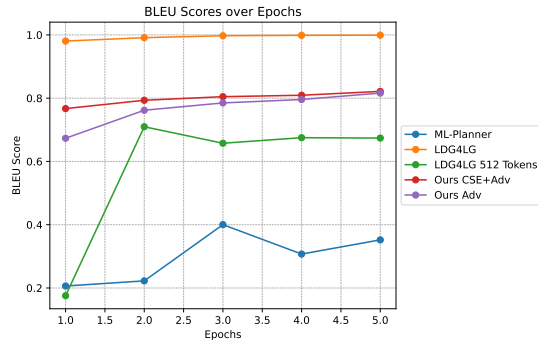


Figure 3: BLEU score of different auto-encoder/decoder models for text conversion on DialogSum dataset of a single utterance (64 tokens). We also show scaled LD4LG to longer context (512 tokens) with larger latent representation as it is used in full dialogue generation.

Model	Generated Text
GoId	#Person1#: What made you decide on this type of occupation?
Planner	#Person1#: I'm afraid I can't.
LD4LG	#Person1#: What made you decide on this type of occupation?
Adv	#Person1#: What's your decide on this type of occupation?
Adv+CSE	#Person1#: What made you decide on this type of job?

Table 2: Text quality comparison of different models for text generation. Red indicates wrong conversion, orange indicates corrupted token and green indicates admissible paraphrase.

noise and less prone to abrupt semantic shifts. This robustness facilitates smoother and more reliable predictions during the diffusion process.

7 Conclusion

We propose Segment-Level Diffusion (SLD) for controllable long-form text generation using latent space diffusion. Key innovations include text segmentation, robust representation learning with adversarial and contrastive training, and improved latent-space guidance. SLD addresses challenges in generating fluent, coherent, and contextually accurate long-form text, bridging the gap between latent diffusion models and practical demands of long-form generation, offering a scalable framework for applications such as story and dialogue generation. Our results validate the potential of SLD as a new paradigm for controllable text generation, providing insights for future research in diffusion-based generative models for language.

Limitations

This work focuses exclusively on text generation in English, leaving the model’s potential for multilingual tasks unexplored. Furthermore, our experiments and evaluations did not involve real-world use cases, limiting insights into practical applicability. Future research could extend our approach to multilingual and application-oriented scenarios such as outline-controlled generation (Li et al., 2024; Lee et al., 2024). Additionally, we did not explicitly examine the relationship between the reduced dimensionality of the length-independent latent representations and the original dimensionality of encoded text segments of varying lengths. These hyperparameters were chosen empirically, without a systematic exploration of their impact. Future work could leverage principles from information theory (Tishby and Zaslavsky, 2015) to quantify the information capacity of these representations and to balance compression and utility more effectively. Developing a generalized framework to streamline hyperparameter selection across diverse datasets and pre-training tasks would also enhance the scalability of our method. Finally, our modular training approach, where individual components are optimized separately, may introduce suboptimal performance during inference due to error propagation and misalignment between training and inference objectives. Future work could explore end-to-end training strategies to jointly optimize all components, reducing such discrepancies and improving overall performance.

Ethics Statement

No personally identifiable information (PII) was collected or processed during the human evaluation, and all data handling adhered to the General Data Protection Regulation (GDPR) and the University’s research guidelines¹. Participants were recruited from within the University on a voluntary basis and were assigned anonymized random IDs to ensure their privacy during the evaluation process. Additionally, all data points presented to annotators were manually reviewed to ensure fairness and accuracy in assessing our methods and to minimize potential bias or harm to participants. This approach reflects our commitment to ethical research practices and to safeguarding the well-being and integrity of participants throughout the

¹<https://www.research-integrity.admin.cam.ac.uk/academic-research-involving-personal-data>

evaluation process.

References

- Jean-Baptiste Alayrac, Jeff Donahue, Pauline Luc, Antoine Miech, Iain Barr, Yana Hasson, Karel Lenc, Arthur Mensch, Katherine Millican, Malcolm Reynolds, Roman Ring, Eliza Rutherford, Serkan Cabi, Tengda Han, Zhitao Gong, Sina Samangooei, Marianne Monteiro, Jacob L. Menick, Sebastian Borgeaud, Andy Brock, Aida Nematzadeh, Sahand Sharifzadeh, Mikolaj Binkowski, Ricardo Barreira, Oriol Vinyals, Andrew Zisserman, and Karén Simonyan. 2022. [Flamingo: a visual language model for few-shot learning](#). In *Advances in Neural Information Processing Systems 35: Annual Conference on Neural Information Processing Systems 2022, NeurIPS 2022, New Orleans, LA, USA, November 28 - December 9, 2022*.
- Rafael E. Banchs. 2012. [Movie-DiC: a movie dialogue corpus for research and development](#). In *Proceedings of the 50th Annual Meeting of the Association for Computational Linguistics (Volume 2: Short Papers)*, pages 203–207, Jeju Island, Korea. Association for Computational Linguistics.
- Jiaao Chen and Diyi Yang. 2023. [Controllable conversation generation with conversation structures via diffusion models](#). In *Findings of the Association for Computational Linguistics: ACL 2023*, pages 7238–7251, Toronto, Canada. Association for Computational Linguistics.
- Yulong Chen, Yang Liu, Liang Chen, and Yue Zhang. 2021. [DialogSum: A real-life scenario dialogue summarization dataset](#). In *Findings of the Association for Computational Linguistics: ACL-IJCNLP 2021*, pages 5062–5074, Online. Association for Computational Linguistics.
- Hyung Won Chung, Le Hou, Shayne Longpre, Barret Zoph, Yi Tay, William Fedus, Yunxuan Li, Xuezhi Wang, Mostafa Dehghani, Siddhartha Brahma, et al. 2024. Scaling instruction-finetuned language models. *Journal of Machine Learning Research*, 25(70):1–53.
- Elizabeth Clark, Shruti Rijhwani, Sebastian Gehrmann, Joshua Maynez, Roei Aharoni, Vitaly Nikolaev, Thibault Sellam, Aditya Siddhant, Dipanjan Das, and Ankur Parikh. 2023. [SEAHORSE: A multilingual, multifaceted dataset for summarization evaluation](#). In *Proceedings of the 2023 Conference on Empirical Methods in Natural Language Processing*, pages 9397–9413, Singapore. Association for Computational Linguistics.
- Zheng Ding, Mengqi Zhang, Jiajun Wu, and Zhuowen Tu. 2023. Patched denoising diffusion models for high-resolution image synthesis. In *The Twelfth International Conference on Learning Representations*.
- Tianyu Gao, Xingcheng Yao, and Danqi Chen. 2021. [SimCSE: Simple contrastive learning of sentence embeddings](#). In *Proceedings of the 2021 Conference*

- on *Empirical Methods in Natural Language Processing*, pages 6894–6910, Online and Punta Cana, Dominican Republic. Association for Computational Linguistics.
- Shansan Gong, Mukai Li, Jiangtao Feng, Zhiyong Wu, and Lingpeng Kong. 2023. [Diffuseq: Sequence to sequence text generation with diffusion models](#). In *The Eleventh International Conference on Learning Representations, ICLR 2023, Kigali, Rwanda, May 1-5, 2023*. OpenReview.net.
- Tianxing He, Jingzhao Zhang, Zhiming Zhou, and James Glass. 2021. [Exposure bias versus self-recovery: Are distortions really incremental for autoregressive text generation?](#) In *Proceedings of the 2021 Conference on Empirical Methods in Natural Language Processing*, pages 5087–5102, Online and Punta Cana, Dominican Republic. Association for Computational Linguistics.
- Jonathan Ho, Ajay Jain, and Pieter Abbeel. 2020. [Denoising diffusion probabilistic models](#). In *Advances in Neural Information Processing Systems 33: Annual Conference on Neural Information Processing Systems 2020, NeurIPS 2020, December 6-12, 2020, virtual*.
- Jonathan Ho and Tim Salimans. 2022. [Classifier-free diffusion guidance](#). *ArXiv preprint*, abs/2207.12598.
- Georgi Karadzhov, Tom Stafford, and Andreas Vlachos. 2023. Delidata: A dataset for deliberation in multi-party problem solving. *Proceedings of the ACM on Human-Computer Interaction*, 7(CSCW2):1–25.
- Yukyung Lee, Soonwon Ka, Bokyung Son, Pilsung Kang, and Jaewook Kang. 2024. [Navigating the path of writing: Outline-guided text generation with large language models](#). *ArXiv preprint*, abs/2404.13919.
- Xiang Li, John Thickstun, Ishaan Gulrajani, Percy Liang, and Tatsunori B. Hashimoto. 2022. [Diffusion-lm improves controllable text generation](#). In *Advances in Neural Information Processing Systems 35: Annual Conference on Neural Information Processing Systems 2022, NeurIPS 2022, New Orleans, LA, USA, November 28 - December 9, 2022*.
- Yifan Li, Kun Zhou, Wayne Xin Zhao, and Ji-Rong Wen. 2023. [Diffusion models for non-autoregressive text generation: A survey](#). In *Proceedings of the Thirty-Second International Joint Conference on Artificial Intelligence, IJCAI 2023, 19th-25th August 2023, Macao, SAR, China*, pages 6692–6701. ijcai.org.
- Yunzhe Li, Qian Chen, Weixiang Yan, Wen Wang, Qinglin Zhang, and Hari Sundaram. 2024. [Advancing precise outline-conditioned text generation with task duality and explicit outline control](#). In *Proceedings of the 18th Conference of the European Chapter of the Association for Computational Linguistics (Volume 1: Long Papers)*, pages 2362–2377, St. Julian’s, Malta. Association for Computational Linguistics.
- Zhenghao Lin, Yeyun Gong, Yelong Shen, Tong Wu, Zhihao Fan, Chen Lin, Nan Duan, and Weizhu Chen. 2023. [Text generation with diffusion language models: A pre-training approach with continuous paragraph denoise](#). In *International Conference on Machine Learning, ICML 2023, 23-29 July 2023, Honolulu, Hawaii, USA*, volume 202 of *Proceedings of Machine Learning Research*, pages 21051–21064. PMLR.
- AI @ Meta Llama Team. 2024. [The llama 3 herd of models](#).
- Justin Lovelace, Varsha Kishore, Yiwei Chen, and Kilian Weinberger. 2024. [Diffusion guided language modeling](#). In *Findings of the Association for Computational Linguistics ACL 2024*, pages 14936–14952, Bangkok, Thailand and virtual meeting. Association for Computational Linguistics.
- Justin Lovelace, Varsha Kishore, Chao Wan, Eliot Shekhtman, and Kilian Q. Weinberger. 2023. [Latent diffusion for language generation](#). In *Advances in Neural Information Processing Systems 36: Annual Conference on Neural Information Processing Systems 2023, NeurIPS 2023, New Orleans, LA, USA, December 10 - 16, 2023*.
- Takeru Miyato, Andrew M. Dai, and Ian J. Goodfellow. 2017. [Adversarial training methods for semi-supervised text classification](#). In *5th International Conference on Learning Representations, ICLR 2017, Toulon, France, April 24-26, 2017, Conference Track Proceedings*. OpenReview.net.
- Nasrin Mostafazadeh, Nathanael Chambers, Xiaodong He, Devi Parikh, Dhruv Batra, Lucy Vanderwende, Pushmeet Kohli, and James Allen. 2016. [A corpus and cloze evaluation for deeper understanding of commonsense stories](#). In *Proceedings of the 2016 Conference of the North American Chapter of the Association for Computational Linguistics: Human Language Technologies*, pages 839–849, San Diego, California. Association for Computational Linguistics.
- Shashi Narayan, Shay B. Cohen, and Mirella Lapata. 2018. [Don’t give me the details, just the summary! topic-aware convolutional neural networks for extreme summarization](#). In *Proceedings of the 2018 Conference on Empirical Methods in Natural Language Processing*, pages 1797–1807, Brussels, Belgium. Association for Computational Linguistics.
- Kishore Papineni, Salim Roukos, Todd Ward, and Wei-Jing Zhu. 2002. [Bleu: a method for automatic evaluation of machine translation](#). In *Proceedings of the 40th Annual Meeting of the Association for Computational Linguistics*, pages 311–318, Philadelphia, Pennsylvania, USA. Association for Computational Linguistics.
- William Peebles and Saining Xie. 2023. [Scalable diffusion models with transformers](#). In *IEEE/CVF International Conference on Computer Vision, ICCV 2023*,

- Paris, France, October 1-6, 2023, pages 4172–4182. IEEE.
- Alec Radford, Jong Wook Kim, Chris Hallacy, Aditya Ramesh, Gabriel Goh, Sandhini Agarwal, Girish Sastry, Amanda Askell, Pamela Mishkin, Jack Clark, Gretchen Krueger, and Ilya Sutskever. 2021. [Learning transferable visual models from natural language supervision](#). In *Proceedings of the 38th International Conference on Machine Learning, ICML 2021, 18-24 July 2021, Virtual Event*, volume 139 of *Proceedings of Machine Learning Research*, pages 8748–8763. PMLR.
- Alec Radford, Jeffrey Wu, Rewon Child, David Luan, Dario Amodei, Ilya Sutskever, et al. 2019. Language models are unsupervised multitask learners. *OpenAI blog*, 1(8):9.
- Robin Rombach, Andreas Blattmann, Dominik Lorenz, Patrick Esser, and Björn Ommer. 2022. High-resolution image synthesis with latent diffusion models. In *Proceedings of the IEEE/CVF conference on computer vision and pattern recognition*, pages 10684–10695.
- Abigail See, Peter J. Liu, and Christopher D. Manning. 2017. [Get to the point: Summarization with pointer-generator networks](#). In *Proceedings of the 55th Annual Meeting of the Association for Computational Linguistics (Volume 1: Long Papers)*, pages 1073–1083, Vancouver, Canada. Association for Computational Linguistics.
- Lakshay Sharma, Laura Graesser, Nikita Nangia, and Utku Evci. 2019. [Natural language understanding with the quora question pairs dataset](#).
- Uriel Singer, Adam Polyak, Thomas Hayes, Xi Yin, Jie An, Songyang Zhang, Qiyuan Hu, Harry Yang, Oron Ashual, Oran Gafni, Devi Parikh, Sonal Gupta, and Yaniv Taigman. 2023. [Make-a-video: Text-to-video generation without text-video data](#). In *The Eleventh International Conference on Learning Representations, ICLR 2023, Kigali, Rwanda, May 1-5, 2023*. OpenReview.net.
- Jascha Sohl-Dickstein, Eric A. Weiss, Niru Maheswaranathan, and Surya Ganguli. 2015. [Deep unsupervised learning using nonequilibrium thermodynamics](#). In *Proceedings of the 32nd International Conference on Machine Learning, ICML 2015, Lille, France, 6-11 July 2015*, volume 37 of *JMLR Workshop and Conference Proceedings*, pages 2256–2265. JMLR.org.
- Yang Song and Stefano Ermon. 2020. [Improved techniques for training score-based generative models](#). In *Advances in Neural Information Processing Systems 33: Annual Conference on Neural Information Processing Systems 2020, NeurIPS 2020, December 6-12, 2020, virtual*.
- Gemini Team, Petko Georgiev, Ving Ian Lei, Ryan Burnell, Libin Bai, Anmol Gulati, Garrett Tanzer, Damien Vincent, Zhufeng Pan, Shibo Wang, et al. 2024. [Gemini 1.5: Unlocking multimodal understanding across millions of tokens of context](#). *ArXiv preprint*, abs/2403.05530.
- Naftali Tishby and Noga Zaslavsky. 2015. Deep learning and the information bottleneck principle. In *2015 IEEE information theory workshop (itw)*, pages 1–5. IEEE.
- Arash Vahdat, Karsten Kreis, and Jan Kautz. 2021. [Score-based generative modeling in latent space](#). In *Advances in Neural Information Processing Systems 34: Annual Conference on Neural Information Processing Systems 2021, NeurIPS 2021, December 6-14, 2021, virtual*, pages 11287–11302.
- Ashish Vaswani, Noam Shazeer, Niki Parmar, Jakob Uszkoreit, Llion Jones, Aidan N. Gomez, Lukasz Kaiser, and Illia Polosukhin. 2017. [Attention is all you need](#). In *Advances in Neural Information Processing Systems 30: Annual Conference on Neural Information Processing Systems 2017, December 4-9, 2017, Long Beach, CA, USA*, pages 5998–6008.
- Lijun Wu, Xu Tan, Di He, Fei Tian, Tao Qin, Jianhuang Lai, and Tie-Yan Liu. 2018. [Beyond error propagation in neural machine translation: Characteristics of language also matter](#). In *Proceedings of the 2018 Conference on Empirical Methods in Natural Language Processing*, pages 3602–3611, Brussels, Belgium. Association for Computational Linguistics.
- Qihua Yi, Xiangfan Chen, Chenwei Zhang, Zehai Zhou, Linan Zhu, and Xiangjie Kong. 2024. Diffusion models in text generation: a survey. *PeerJ Computer Science*, 10:e1905.
- Christina Zhang, Simran Motwani, Matthew Yu, Ji Hou, Felix Juefei-Xu, Sam Tsai, Peter Vajda, Zijian He, and Jialiang Wang. 2024. [Pixel-space post-training of latent diffusion models](#). *ArXiv preprint*, abs/2409.17565.
- Yizhe Zhang, Jiatao Gu, Zhuofeng Wu, Shuangfei Zhai, Joshua M. Susskind, and Navdeep Jaitly. 2023. [PLANNER: generating diversified paragraph via latent language diffusion model](#). In *Advances in Neural Information Processing Systems 36: Annual Conference on Neural Information Processing Systems 2023, NeurIPS 2023, New Orleans, LA, USA, December 10 - 16, 2023*.
- Wayne Xin Zhao, Kun Zhou, Junyi Li, Tianyi Tang, Xiaolei Wang, Yupeng Hou, Yingqian Min, Beichen Zhang, Junjie Zhang, Zican Dong, et al. 2023. [A survey of large language models](#). *ArXiv preprint*, abs/2303.18223.

Appendix

A Training

All experiments were conducted on a single NVIDIA A100-SXM-80GB GPU. Training for latent representation learning took approximately 8–10 hours per dataset, while diffusion training required 36–60 hours per dataset. Including inference and other experiments, the total GPU usage amounted to around 500 hours. The detailed training algorithm is presented in Algorithm 1.

B Ablation Study: Latent Representation

We conducted an ablation study to evaluate how different representation learning methods affect the noised latent representations during the diffusion process. The "Vanilla" configuration corresponds to the original LD4LG implementation. As shown in Figure 6 and Table 5, our method achieves a smoother latent distribution and more robust representations, resulting in improved diffusion predictions and decoding.

C Human Evaluation

For ROCStories, DialogSum, and DeliData, we recruited 5 participants to evaluate 25 dialogues generated by LD4LG, Flan-T5, and SLD for each dataset. Annotators also rated the gold dialogue output as a reference. In total, we collected $3 \times 25 \times 4 \times 5 = 1,500$ data points across 4 evaluation criteria. Before presenting the dialogues, annotators were provided with instructions (example shown in Table 3).

The evaluation process begins by assessing readability. If a dialogue is deemed unreadable, all criteria are automatically scored as 0. Otherwise, the dialogue is rated with a minimum score of 1. An example of the web interface is provided in Figure 5.

Additionally, we employed Gemini-1.5 (Team et al., 2024) as an LLM-based evaluator. Using a carefully designed prompt (Table 4), Gemini-1.5 provided fluency ratings for predictions from the XSum dataset, achieving high alignment with human annotators.

D Case Study: DeliData

To evaluate the controlled generation capabilities of our model, we performed a fine-grained score trajectory analysis on DeliData. This involved comparing the distribution of performance gains at the

end of group discussion dialogues, based on users' choices before and after revisions. Following the guidelines of Karadzhov et al. (2023), we observed that dialogue continuations generated by our model produced a performance gain distribution closer to the ground truth, as shown in Figure 4.

E Sampled Generations

We provide sample output comparisons in Tables 6, 7, and 8.

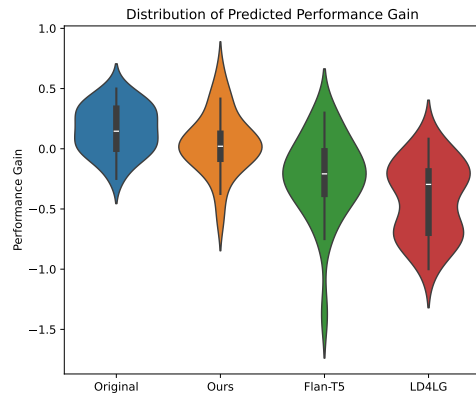


Figure 4: Violin plot of performance gain distribution of the DeliData dialogue continuations. Our model demonstrate a closer distribution with respect to the gold distribution, demonstrating the output is better controlled.

Example of Human Evaluation Instructions

5. Compatibility

- Evaluate whether the dialogue accurately reflects the facts provided in the summary. Rate from 1 to 3:
- **1:** The dialogue significantly deviates from the summary, either by altering key facts or diverging from the main topic.
- **3:** The dialogue faithfully reflects the summary, covering all key ideas accurately.

Examples:

- **Summary:** Anna asks Bob about his vacation, and Bob talks about visiting a tropical island.
- **Rating 1:**
 - #Anna#: "How was your weekend?"
 - #Bob#: "I stayed home and watched TV."
 - **Rating:** 1 (Completely unrelated to the summary).
- **Rating 2:**
 - #Anna#: "How was your vacation?"
 - #Bob#: "It was great. I visited some nice places."
 - **Rating:** 2 (Partially reflects the summary but lacks details about the tropical island).
- **Rating 3:**
 - #Anna#: "How was your vacation?"
 - #Bob#: "It was amazing! I visited a beautiful tropical island and spent my days snorkeling and relaxing on the beach."
 - **Rating:** 3 (Accurately reflects the summary and includes key details).

Table 3: An example of human evaluation instructions for evaluating compatibility for DialogSum.

LLM-as-a-judge Prompt

- **Rate the grammatical quality of the summary on a scale of 1 to 3:**
 - **1:** Excessive grammatical and clerical errors, making the summary unnatural.
 - **3:** Completely fluent with no grammatical errors.

Examples

Rating 1:

- *Summary:* Blaenau hub to is set up to tech of finger printer security.
- **Rating:** 1 (Frequent grammatical errors make the summary unnatural).

Rating 2:

- *Summary:* A hub for fingerprints tech secure property will be setted in Blaenau Gwent.
- **Rating:** 2 (Some grammatical errors, but it's understandable).

Rating 3:

- *Summary:* A hub for developing fingerprint security technology is being set up in Blaenau Gwent.
- **Rating:** 3 (Completely fluent and grammatically correct).

Instructions:

You are a skilled text quality evaluator specializing in assessing fluency. Your task is to evaluate the fluency of the following text on a scale from 1 to 3 with respect to the examples above:

{text}

- **1:** Poor fluency (e.g., disjointed, unclear, or grammatically incorrect).
- **2:** Moderate fluency (e.g., some grammatical errors or awkward phrasing but mostly understandable).
- **3:** High fluency (e.g., clear, smooth, and grammatically correct).

Only return the numerical score, enclosed by dollar signs (\$\$), without any additional commentary or explanation.

Table 4: Prompt for Gemini-1.5 Pro to evaluate XSum fluency.

Please read through the generated texts below and rate them, after you finish, please click on the "Submit Evaluation" button and hit "Jump to Dialogue" to proceed to the next datapoint.

Dialogue Summary

Dialogue Summary: #Person1# didn't go to school today. #Person2# wants to skip class tomorrow to go to the movies.

Previous

Next

Dialogue 1 of 4

Model 1

```
#Person1#: Did you go to school today?
#Person2#: I didn't feel like it.
#Person1#: Why didn't you?
#Person2#: I wanted to go to the movies.
#Person1#: So what are you going to do tomorrow?
#Person2#: I don't know.
#Person1#: What are you going to do?
#Person2#: I don't know.
#Person1#: Did you go to school today?
#Person2#: No, I didn't go.
#Person1#: Did you go to school today?
```

Is this dialogue comprehensible?

- Yes
 No

Repetition (1: Excessive, 3: Minimal)

1

1

Fluency/Grammar (1: Poor, 3: Excellent)

1

1

Coherency (1: Illogical, 3: Natural)

1

1

Compatibility (1: Unrelated, 3: Faithful)

1

1

Model 2

```
#Person1#: Hi, how are you doing today?
#Person2#: I'm doing well, thanks.
#Person1#: So, did you go to school today?
#Person2#: No, I didn't go to school today.
#Person1#: Why not?
#Person2#: I was thinking of skipping class tomorrow to go to the movies.
#Person1#: That sounds like a good idea. I was thinking of doing the same.
#Person1#: Do you think we could talk about it for a moment?
#Person2#: Of course, come on in. It doesn't matter.
```

Is this dialogue comprehensible?

- Yes
 No

Repetition (1: Excessive, 3: Minimal)

1

3

Fluency/Grammar (1: Poor, 3: Excellent)

1

3

Coherency (1: Illogical, 3: Natural)

1

3

Compatibility (1: Unrelated, 3: Faithful)

1

3

Model 3

```
#PEerson2#: I didn't. Didn't you? #1#: Today, so I was going to be so busy today. #2#:
10:00 today, So I was supposed to be doing it.
#PEPerson3#: I was thinking of why I was having it done.
#PePerson4#: That wasn't naughty.##: You didn't plan on having any classes for
tomorrow.
#Person2 #3: You were going to skip class tomorrow?
#Pen3#? I won't miss class tomorrow. [
#Pend4#] I don't have any idea of mind.
#PPPerson6#: Do you want to just go to go to the movies?
#PPerson3] I'd like to miss my class today.
#PBPperson8#: Just I want to skip school today.
```

Is this dialogue comprehensible?

- Yes
 No

Repetition (1: Excessive, 3: Minimal)

1

1

Fluency/Grammar (1: Poor, 3: Excellent)

1

1

Coherency (1: Illogical, 3: Natural)

1

1

Compatibility (1: Unrelated, 3: Faithful)

1

1

Model 4

```
#Person1#: Did you go to school today?
#Person2#: Of course. Did you?
#Person1#: I didn't want to, so I didn't.
#Person2#: That's sad, but have you gone to the movies recently?
#Person1#: That's a switch.
#Person2#: I'm serious, have you?
#Person1#: No, I haven't. Why?
#Person2#: I really want to go to the movies this weekend.
#Person1#: So go then.
#Person2#: I really don't want to go by myself.
#Person1#: Well anyway, do you plan on going to school tomorrow?
```

Is this dialogue comprehensible?

- Yes
 No

Repetition (1: Excessive, 3: Minimal)

1

3

Fluency/Grammar (1: Poor, 3: Excellent)

1

3

Coherency (1: Illogical, 3: Natural)

1

3

Compatibility (1: Unrelated, 3: Faithful)

1

3

Additional Comments (optional)

Submit Evaluation

[Jump to Dialogue](#)

Figure 5: An example of human evaluation interface of DialogSum. Each session starts with a comprehensive instructions with examples, followed by model outputs and questions.

Algorithm 1: Training Algorithm for Segment-Level Diffusion (SLD)

Input: Input-output text pairs (\mathbf{i}, \mathbf{o}) , frozen context encoder with parameter θ_{ctx} , model parameters $\theta_{in} = \{\theta_{enc}, \theta_f\}$ for the encoding and compression, $\theta_{out} = \{\theta_g, \theta_{dec}\}$ for reconstruction and decoding, where $\theta_{enc}, \theta_{dec}$ are initialised from pre-trained language encoder decoder, and $\theta_{rep} = \theta_{in} \cup \theta_{out}$, hyperparameters $\lambda_1, \lambda_2, \lambda_3, \lambda_4$, temperature τ , batch size N , maximum diffusion steps T .
Output: Trained latent space diffusion model.

1 Training: Latent Representation Learning**2 for each mini-batch of text pairs (\mathbf{i}, \mathbf{o}) do****3 1. Output Utterance Segmentation:** Segment \mathbf{o} into patches $\mathbf{P} = \{\mathbf{p}^1, \dots, \mathbf{p}^j\}$.**4 2. Latent Representation Encoding:** Encode patches into latent space $\mathbf{Z} = \{\mathbf{z}^1, \dots, \mathbf{z}^j\}$.**5 3. Compute Conversion Loss:**

$$\mathcal{L}_{cnv}(\theta_{rep}) = - \sum_{l=1}^p \log p(o_l | o_{<l}, \mathbf{p}; \theta_{rep})$$

4. Contrastive Representation Learning: Sample positive and negative examples $(\mathbf{p}^+, \mathbf{p}^-)$ and compute:

$$\mathcal{L}_{cst}(\theta_{in}) = - \log \frac{e^{(\text{sim}(\mathbf{z}, \mathbf{z}^+)/\tau)}}{e^{(\text{sim}(\mathbf{z}, \mathbf{z}^+)/\tau)} + e^{(\text{sim}(\mathbf{z}, \mathbf{z}^-)/\tau)}}$$

5. Noise Robustness Training: Add random noise to patches and latent space \mathbf{z} :

$$\mathcal{L}_{adv}(\theta_{out}) = - \sum_{l=1}^p \log p(o_l | o_{<l}, \mathbf{z} + \mathbf{r}_{adv}; \theta_{out}),$$

where \mathbf{r}_{adv} is adversarial noise computed using a frozen offline copy of θ_{out} .**6 6. Update Parameters:** Combine losses and update θ_{rep} :

$$\mathcal{L}_{rep}(\theta_{rep}) = \frac{1}{N} \sum_{\mathbf{p}} (\mathcal{L}_{cnv}(\theta_{rep}) + \lambda_1 \mathcal{L}_{cst}(\theta_{in}) + \lambda_2 \mathcal{L}_{adv}(\theta_{out})).$$

7 end**8 Training: Diffusion for Utterance Planning****9 Freeze θ_{rep} and train θ_R using latent representations.****10 for each mini-batch of context \mathbf{i} and segmented patches \mathbf{P} do****11 1. Generate Corrupted Latent Representations:****12 Sample \mathbf{Z}_t from $q(\mathbf{Z}_t | \mathbf{Z})$.****13 2. Compute De-noising Loss:**

$$\mathcal{L}_{noise}(\theta_R) = \mathbb{E}_{\mathbf{P}, \mathbf{i}, t} \|R(\mathbf{Z}_t, t, Enc_{ctx}(\mathbf{i}; \theta_{ctx})) - \mathbf{Z}_{t-1}\|_2^2.$$

3. Strengthen Guidance with Post-training: Freeze θ_g and θ_{dec} and compute:

$$\hat{\mathbf{Z}}_t = R(\mathbf{Z}_{t+1}, t+1, Enc_{ctx}(\mathbf{i}; \theta_{ctx}))$$

$$\mathcal{L}_{rec}(\theta_R) = \mathbb{E}_{\mathbf{P}, \mathbf{i}, t} \left\| g(\hat{\mathbf{Z}}_t; \theta_g) - g(\mathbf{Z}_t; \theta_g) \right\|_2^2,$$

$$\mathcal{L}_{dec}(\theta_R) = \mathbb{E}_{\mathbf{P}, \mathbf{i}, t} \left[- \sum_{l=1}^p \log p(o_l | o_{<l}, \hat{\mathbf{Z}}_t; \theta_{dec}) \right].$$

4. Update Parameters: Combine losses and update θ_R :

$$\mathcal{L}_{diff}(\theta_R) = \mathcal{L}_{s2s}(\theta_R) + \lambda_3 \mathcal{L}_{rec}(\theta_R) + \lambda_4 \mathcal{L}_{dec}(\theta_R)$$

14 end**15 Return:** Trained model parameters θ_{rep} and θ_R .

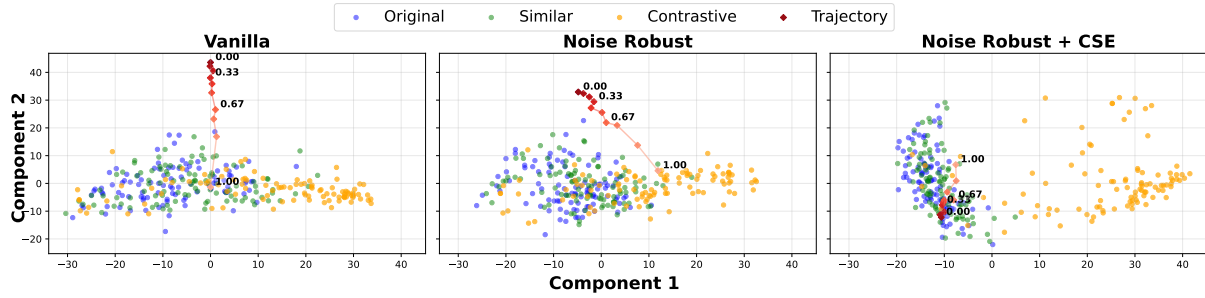


Figure 6: Comparison of PCA 2D projections of latent representations for sampled segmented sentences from ROCStories (Blue), their paraphrases (Green), and out-of-domain (OOD) sentences sampled from CNN/Daily Mail (Orange) under three training paradigms: Vanilla training, Noise Robust training, and Noise Robust + Contrastive learning. The red trajectory illustrates the denoising path of the sentence 'David noticed he had put on a lot of weight recently.' The trajectory is annotated with noise ratios, where 1.0 (Lighter Red) represents pure Gaussian noise and 0.0 (Darker Red) indicates no noise.

Noise Ratio	LD4LG	Adversarial	CSE + Adversarial
	Original: David noticed he had put on a lot of weight recently.		
0.00	David noticed he had put on a lot of weight recently.	David noticed he had put on a lot of weight recently.	David noticed he had put on a lot of weight recently.
0.11	David noticed he had put on a lot of weight recently.	David noticed he had put on a lot of weight recently.	David noticed he had put on a lot of weight recently.
0.22	Amanda noticed he had put on a lot of weight recently.	David noticed he had put on a lot of weight recently.	David noticed he had put on a lot of weight recently.
0.33	David he had to give up a thousand of cigarettes.	David noticed he had put on a lot of weight.	David noticed he had put on a lot of weight recently.
0.44	he had put did on a lot of weight recently.	David a had put on a lot of weight.	David noticed he had put on a lot of weight recently.
0.56	he noticed he had put on a lot of weight lately.	David – he had to put on a lot of weight.	David realized he had put on a lot of weight recently.
0.67	He expected he gotten ban on a lot of weight recently.	I had to give a dose of weight.	In mentioned he had put on, a lot of weight recently.
0.78	It would smile a pa heard she had a sign for a little on	you have ad on a lot of food?	lization marche, 15 had jumped on to a lot of weight of a
0.89	Some weeks contacted he's got, ration.	You are the threw in a defo.	The fat, hearing the of rounded.
1.00	The sitter of Edward that she defended, and said.	, he, and the...	I thought, 10thed he would constantly res, sanctwing of

Table 5: Comparison of decoded text segment for varying noise ratios across three models: Vanilla, Noise Only, and CSE + Noise. The original sentence is listed separately for reference.

Title	Lilo's Walk
Model	Generated Text
Gold	Sarah has a dog named Lilo. Sarah took Lilo for a walk. Lilo rolled around in dirt during his walk. Sarah had to take Lilo to the groomer. When Lilo came home from the groomer, he looked beautiful and clean.
LD4LG	Lilo was about to take a walk to school. She saw no people on the grass. Lilio was walking by the grass, she ran every grass. Llo knew she was bored and walked to class.
Flan-T5	Lilo wanted to go for a walk. Lilo's mom took her to the park. Lilo and her mom walked to the park. Lilo had a great time walking to the park. Lilo and her mom walked home together.
Ours	Lilo was walking down the sidewalk for her dog. Lilo has not liked to walk across the woods. Lilo took him to walk in the park. Lilo's mom would walk with her every day. Lilo continued to walk again.

Table 6: Text quality comparison of generated outputs for the story "Lilo's Walk" in ROCStories. The table compares the outputs of LD4LG, Flan-T5, and our model against the gold standard. All model generates admissible story, however, LD4LG has minor word corruptions (Orange).

Title	Dialogue Summary: #Person1# invites Jimmy to go workout and persuades him into working out on arms and stomach.
Model	Generated Text
Gold	<p>#Person1#: Hey Jimmy. Let's go workout later today. #Person2#: Sure. What time do you want to go? #Person1#: How about at 3:30? #Person2#: That sounds good. Today we work on Legs and forearm. #Person1#: Hey. I just played basketball earlier, so my legs are a little sore. Let's work out on arms and stomach today. #Person2#: I'm on a weekly schedule. You're messing everything up. #Person1#: C'mon. We're only switching two days. You can do legs on Friday. #Person2#: Aright. I'll meet you at the gym at 3:30 then.</p>
Flan-T5	<p>#Person1#: Hey, Jimmy, why don't you come work out with me? #Person2#: What are you talking about? #Person1#: I'm talking about working out on your arms and your stomach. #Person2#: What are you talking about? #Person1#: I mean, you lift weights on your arms and you lift weights on your stomach. #Person2#: That's not working. #Person1#: But you lift weights on your arms and you lift weights on your stomach. #Person2#: That's not working. #Person1#: But you lift weights on your arms and you lift weights on your stomach. #Person2#: That's not working. #Person1#: But you lift weights on your arms and you lift weights on your stomach. #Person2#: That's not working. #Person1#: But you lift weights on your arms and you lift weights on your stomach. #Person2#: That's not working. (repeated 7 times more)</p>
LD4LG	<p>#Person1#: Hi, Jimmy. We're going to do some exercises and arm exercises on this weekend. Would you like to join us? #PEerson2#: Yeah, that sounds good for us. #PEPerson3#: Yeah, working on arms with arms, but I've thought I'm going to start on my stomach. #EPerson4#: Working??. I don't think I just have to hold up my weight. #EPerson3#: Why not go on your arms and arms and then put arms on your stomach. Then you can work for for any time.</p>
Ours	<p>#Person1#: Hey Jimmy, how's it going? #Person2#: I'm still not sure, physically. #Person1#: So, what's going on? #Person2#: I'm just not feeling up to it. #Person1#: Come on, let's get moving. #Person2#: What do you mean? #Person1#: Well, we could work on your arms and stomach. #Person2#: Oh, no thank you. I don't know it as well. #Person1#: It's not that hard, I'll show you. #Person2#: Okay, I'll try. #Person1#: That's the spirit!</p>

Table 7: Text quality comparison of generated dialogues for the summary: "#Person1# invites Jimmy to go workout and persuades him into working out on arms and stomach" in DialogSum. The table compares the outputs of LD4LG, Flan-T5, and our model against the gold standard. Flan-T5 generates repetitive text (Brown), while LD4LG sometimes corrupts usernames (Orange).

Meta-Info	Users: [USER_SYS] [USER_0] [USER_1] Cards: 4 9 V U
Previous Turns	[USER_0]HI! I went with flipping the card with the letter U
Model	Generated Text
Gold	[USER_1]I selected U and 9 [USER_1]You need to select 9 also, the other side might be a vowel [USER_0]I completely overlooked that you could select 2 cards. I agree both should be selected [USER_0] [PICK] U 9 [USER_1]the other two cards are irrelevant [USER_0]yes i agree [USER_1]Are you ready to submit the HIT? [USER_0]yes, i submitted my final answer [USER_1] [PICK] U 9 [USER_SYS][FINISHED]
LD4LG	[USER_0] Hello [USER_0] I picked the letter "U" and the number "9". I chose u and 9 because I think those are the ones you need to check to see if the rule is correct? I didn't think about it that way. I was thinking that it should be 2 cards with a vowel and a number on the other side. I also did not see any reason why I chose the same card. [USER_1] I picked U, 9 and [PICK] 4 U. Why did you pick the letter 8 and u? I thought it was 2 cards that would verify the rule. So I picked 2 cards and ur correct answer
Flan-T5	[USER_0] Hi, it was nothing like this. [PICK] U 9 [USER_0] I have chosen the cards to flip over that one. it does say an even number would have to have a vowel and a consonant. [USER_0] You think that would work well to prove either of the 2 cards? [USER_0] I did what you said [USER_1] you should flip them to see if there's a vowel or consonant on the side (apart from the number) [USER_0] hmmm i could imagine choosing them all because the rule needs to be followed. [USER_1] maybe we should keep to u and 9 then? [USER_1] alright I'm gonna submit those two I guess [USER_1] I don't think we need to do all four as its not a vowel so I don't think we need to see it because the rule doesn't state that consonants can't have an even number or vowel [USER_0] Oh really? lol [USER_1] so u and 9? [USER_1] yea it is a vowel and a consonant [USER_1] we're testing the rule so turning them all would test the rule [USER_0] well guess we'll see what happens when we're done [USER_1] it says to ONLY flip the cards that have letters. i think to check the rule that cards with vowels have an even number so that's the only one you need to flip [USER_0] [PICK] U [USER_0] how do we know that the rule doesn't actually apply to all evens [USER_1] we're testing the rule to see if there is a vowel on the other side [USER_1] but it doesn't specify if there's a non vowel on the other side [USER_0] the task asks if there is a number in each of the 3 cards [USER_0] oh yeah so just the card with the vowel would test it [USER_0] yeah :) [USER_0] but then we have to test the other two cards [USER_0][USER_1] hmmm lmao! should we flip them all then? [USER_0] well yeah, mine seems reasonable. [USER_0] tiger sorry im confused lol lol [USER_0] u and 9 maybe too [USER_2] ok so maybe not all 3? [USER_0] yeah u and 9? [USER_0] thats what im going with emuerk? [USER_0] yea I see where you are coming from lol [USER_1] we're trying to test the rule, but its not necessarily involving vowels or consonants [USER_1] so just u and 9? [USER_1] yea tiger, we have to participate anyways [USER_0] yeah yea [USER_0] so u and 9? [USER_0] yea [USER_2] if u is a vowel, it explains the rule about vowels. if v is an odd number it doesn't mean the rule is wrong [USER_0] u and 9? [USER_2] yea u and 9? [USER_0] yeah both would show the rule [USER_2] [PICK] U 9 [USER_2] yeah u and 9 is my thinking too. [USER_0] same [USER_1] so what do we do now [USER_0] submit u and 9? [USER_1] [PICK] U 9 [USER_1] now im thinking u and 9? [USER_2] [PICK] U 9 [USER_2] [PICK] U 9 [USER_SYS] [FINISHED]
Ours	[USER_1] I have the same opinion. [USER_0] What do you think? [USER_0] And I would also need to flip the 9 to make sure there's not a vowel on the back [USER_0] I have the same number [USER_0] why 4? [USER_0] I think we need to flip the 4 as well to see if there is a vowel [USER_0] Oh, that makes sense [USER_0] and flip the U, to see if there is an even number [USER_0] I kind of like this good idea [USER_1] [PICK] U 4 [USER_0] [PICK] U 4 [USER_SYS][FINISHED]

Table 8: Text quality comparison of generated continuations for a DeliData example. The table compares the outputs of LD4LG, Flan-T5, and our model against the gold standard. LD4LG hallucinated a card choice (Red). Flan-T5 generates unnatural repetitive outputs (Brown) and hallucinate an extra user (Red).